



# CONCERT

*Project Reference* RO-OCN-TN-3802

*Title* Concert In-flight operation report

*Author* A. Herique, JP.Goutail, W.Kofman, S. Zine

*Revision - Date* V14.0 – 13/12/2017

*Page* 1 / 96

---

## Concert In-flight Operation Test report



# CONCERT

Project Reference RO-OCN-TN-3802

Title Consert In-flight operation report

Author A. Herique, JP.Goutail, W.Kofman, S. Zine

Revision - Date V14.0 – 13/12/2017

Page 2 / 96

## CHANGE RECORDS

ISSUE	DATE	EVOLUTION	AUTHOR
1.0	21/9/6	PC#3	A. Herique
1.1	1/11/6	Typing error in PC#3 tables	AH
4.1	29/11/6	PC4 preliminary results (OCN UFT and Philae AFT)	AH
		Correction tables PC#2	
5.1	6/7/7	PC#5	AH&AR
5.2	27/8/7	Operation summary in Annex. Clarification of PC3 conclusion (FOP versus OBCP)	AH
6.1	17/9/7	PC#4	
7.1	23/01/08	PC#7	AH&AR
8.2	1/9/8	PC#8	AH
8.3	20/10/08	SCROP and CPPR updated in annex	AH
10.1	23/10/9	PC#10	AH, SZ
12.0	30/07/10	PC#12	SZ, AH
13.0	25/02/11	PC#13	AH,SZ
14.0	13/12/17	Removed closed actions (section 16.6.x) for PSA archiving	YR



# CONCERT

Project Reference RO-OCN-TN-3802

Title Concert In-flight operation report

Author A. Herique, JP.Goutail, W.Kofman, S. Zine

Revision - Date V14.0 – 13/12/2017

Page 3 / 96

## Table of Contents

<b>1</b>	<b>INTRODUCTION.....</b>	<b>7</b>
<b>2</b>	<b>PC#13 - 12/10.....</b>	<b>8</b>
2.1	Main actions	8
2.2	Data analysis	9
2.2.1	Performances .....	9
2.2.2	Temperature .....	10
2.2.3	Telemetry and data integrity .....	10
2.3	Specific test	10
2.3.1	ExtAFT .....	10
2.3.2	UFT O.....	10
2.3.3	Interference test and UFT .....	11
2.3.4	SDL.....	12
2.4	Conclusions	12
<b>3</b>	<b>PC#12 - 05/10.....</b>	<b>13</b>
3.1	Main actions	13
3.1.1	Operation global planning.....	13
3.1.2	TM data flow .....	14
3.2	Data analysis	16
3.2.1	Performances .....	16
3.2.2	Telemetry and data integrity .....	18
3.2.3	S/P positions .....	18
3.2.4	Conclusions.....	18
3.3	Specific tests and actions	18
3.3.1	Ping pong test with RF link (PPT-RF).....	18
3.3.2	Ping pong test with absolute time-tagged commands (PPT-TT) .....	18
3.3.3	Ping pong test with umbilical (PPT-UL) .....	19
3.3.4	Long ping pong test (3h) (PPT-LT).....	19
3.3.5	Lander contingency recovery procedure (CRPL) .....	19
3.3.6	Lander interference test (LIT).....	19
3.3.7	Orbiter interference test (OIT) .....	19
3.4	Conclusions	20
<b>4</b>	<b>PC#11 - CANCELED .....</b>	<b>21</b>
<b>5</b>	<b>PC#10 - 09/09.....</b>	<b>22</b>
5.1	Main actions	22
5.1.1	Operation global planning.....	22
5.1.2	TM data flow .....	23
5.2	Data analysis	26
5.2.1	Performances .....	26
5.2.2	Temperature .....	27
5.2.3	Telemetry and data integrity .....	27
5.3	Specific tests and actions	27
5.3.1	Validation of the turn On Accuracy Requirement (PPT-UL1) .....	27
5.3.2	2 second delay on Turn-On OBCP and propagation.....	28
5.3.3	CSA and propagation delays.....	29
5.3.4	FOP validation and Dump .....	29
5.3.5	Long Ping pong test: 30 hours .....	30
5.3.6	Long Ping pong test: 3 hours .....	30
5.3.7	Orbiter Interference Test.....	31
5.3.8	Lander Interference test .....	32



# CONCERT

Project Reference RO-OCN-TN-3802

Title Concert In-flight operation report

Author A. Herique, JP.Goutail, W.Kofman, S. Zine

Revision - Date V14.0 – 13/12/2017

Page 4 / 96

---

5.4	Conclusions	32
<b>6</b>	<b>PC#9 - 02/09</b>	<b>34</b>
6.1	Data analysis	34
6.2	Temperature	35
6.3	Conclusion	35
<b>7</b>	<b>PC#8 - 07/08</b>	<b>36</b>
7.1	Main actions	36
7.1.1	Operation global planning	37
7.2	Data analysis	40
7.2.1	Performances	40
7.2.2	Telemetry and data integrity	42
7.2.3	S/P positions	43
7.2.4	Conclusions	43
7.3	Specific tests and actions	45
7.3.1	CSA and Time synchronization	45
7.3.2	New FOP	50
7.3.3	Lander AFT with new CDMS SW	51
7.3.4	Interferences	53
7.3.5	Long ping pong test	53
7.4	Conclusions	56
<b>8</b>	<b>PC#7 - 01/08 – OCN ONLY</b>	<b>57</b>
8.1	Main actions	57
8.2	Data analysis	57
8.3	Conclusion	57
<b>9</b>	<b>PC#6 - 09/07</b>	<b>58</b>
9.1	Main actions	58
9.2	Data analysis	59
9.2.1	Performances	59
9.2.2	Telemetry and data integrity	60
9.2.3	Synchronization	60
9.2.4	Ground segment & Operations	61
9.3	Specific tests and actions	61
9.3.1	Interferences	61
9.3.2	Absolute Time Tagged Command	63
9.3.3	Long term ping pong and time drift	63
9.4	Conclusion	63
<b>10</b>	<b>PC#5 - 05/07</b>	<b>65</b>
10.1	Main actions	65
10.2	Data analysis	65
10.2.1	Performances	65
10.2.2	TM / TC	66
10.2.3	Synchronization	66
10.3	Conclusion	67
<b>11</b>	<b>PC#4 - 12/06</b>	<b>68</b>
11.1	Main actions	68
11.2	Data analysis	69
11.2.1	Performances	69
11.2.2	TM / TC	70
11.2.3	Synchronization	71



# CONCERT

Project Reference RO-OCN-TN-3802

Title Concert In-flight operation report

Author A. Herique, JP.Goutail, W.Kofman, S. Zine

Revision - Date V14.0 – 13/12/2017

Page 5 / 96

---

11.2.4	Noise Level .....	71
11.2.5	Link Budget.....	71
11.3	Conclusion .....	72
<b>12</b>	<b>PC#3 - 08/06 .....</b>	<b>73</b>
12.1	Main actions .....	73
12.2	Data analysis .....	73
12.2.1	Performances.....	73
12.2.2	TM / TC .....	74
12.2.3	Synchronization .....	75
12.3	Conclusion .....	75
<b>13</b>	<b>PC#2 - 03/06 .....</b>	<b>76</b>
13.1	Main actions .....	76
13.2	Data analysis .....	76
13.2.1	Performances.....	76
13.2.2	TM / TC .....	78
13.2.3	Synchronization .....	79
13.3	Conclusion .....	79
<b>14</b>	<b>PC#1 - 10/05 .....</b>	<b>80</b>
14.1	Main actions .....	80
14.2	Data analysis .....	80
14.2.1	Performances.....	80
14.2.2	TM / TC .....	83
14.2.3	Synchronization .....	85
14.2.4	Currents Monitoring.....	85
14.3	Conclusion .....	86
<b>15</b>	<b>PC#0 - 03/05 .....</b>	<b>87</b>
15.1	Main actions .....	87
15.2	Data analysis .....	87
15.2.1	Performances.....	87
15.2.2	TM / TC .....	88
15.2.3	Synchronization .....	88
15.3	Conclusion .....	88
<b>16</b>	<b>ANNEXES.....</b>	<b>89</b>
16.1	S/P positions .....	89
16.2	Performances synthesis .....	90
16.3	Definition of the CSA parameter (from User Manuel) .....	91
16.4	Operation summary and future operations .....	92



# CONCERT

*Project Reference* RO-OCN-TN-3802

*Title* Concert In-flight operation report

*Author* A. Herique, JP.Goutail, W.Kofman, S. Zine

*Revision - Date* V14.0 – 13/12/2017

*Page* 6 / 96

---

## List of figures

Figure 1: Concert power versus S/P position from -50/50 to +70/70° by 5° steps and power measured during the different PC tests. ....	43
Figure 2: Concert Obiter signal for +16° S/P position. Left: S/P test; right: PC#4 .....	72
Figure 3: Concert power versus S/P position from -50/50 to +70/70° by 5° steps and power measured during the different PC tests. ....	89

## List of tables

Table 1: Performances.....	90
----------------------------	----



# CONCERT

*Project Reference* RO-OCN-TN-3802

*Title* Concert In-flight operation report

*Author* A. Herique, JP.Goutail, W.Kofman, S. Zine

*Revision - Date* V14.0 – 13/12/2017

*Page* 7 / 96

---

## 1 Introduction

This document is the test report of Concert operation from the end of the commissioning to the beginning of the comet scientific operation.

The version number corresponds into the operation phase number.

This document is closed with the hibernation, beginning of '11.

### Documents applicables

[AD 1]

### Documents de référence

[RD 1]



# CONCERT

Project Reference RO-OCN-TN-3802

Title Concert In-flight operation report

Author A. Herique, JP.Goutail, W.Kofman, S. Zine

Revision - Date V14.0 – 13/12/2017

Page 8 / 96

## 2 PC#13 - 12/10

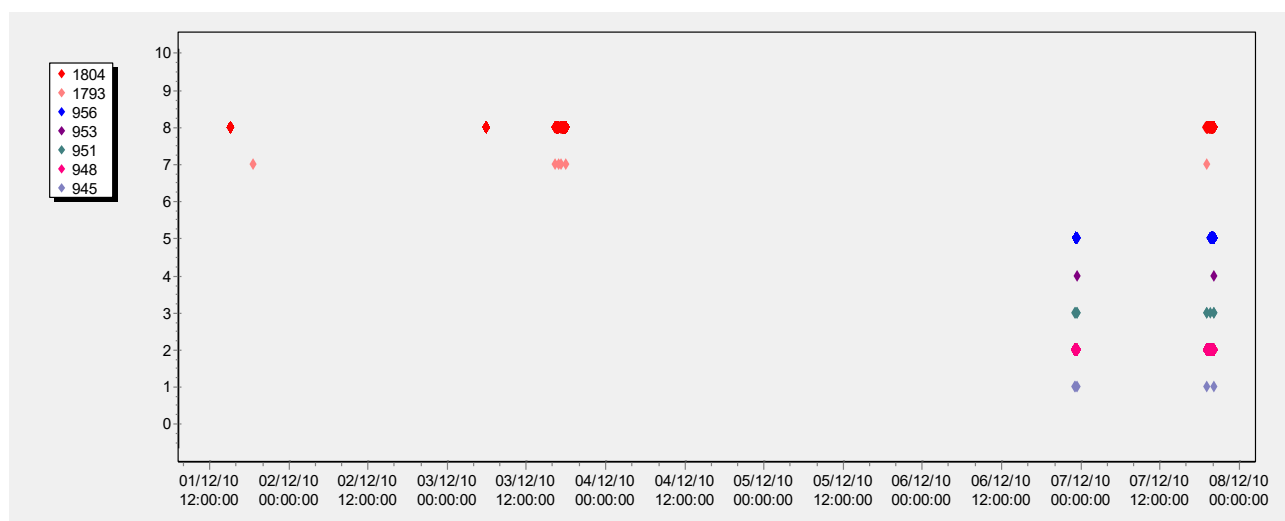
### 2.1 Main actions

This test is a passive PC from the orbiter point of view (UFT-O and PPT only) while it is an active test from Philae point of view with the finalization of the new cdms sw validation, a dedicated interference test Concert versus Sesame and the validation of the SDL sequence.

The PC13 report will be split in two TN: The analysis of the sdl will be done in a dedicated TN to prepare comet operations. Only the main results are summarized here.

-

335	01/déc	14:15:00	03:30	17:45:00	Philae Extended AFT "PC12 version" (CDMS SW 6.98)	without ADS
337	03/déc	05:00:00	03:30	08:30:00	Philae Extended AFT "PC12 version" (CDMS SW 8.14)	without ADS
337	03/déc	16:30:00	02:15	18:45:00	SESAME - CONCERT Interference Test and UFT L.	with CONCERT Lander only
	06/déc	13:30:00			UFT O	
341	07/déc	14:35:00	08:00	22:35:00	PC13 FM SDL test - with Sbatt and MM	with CN Orbiter (ON: 19:04 - OFF: 20:15)



Ext AFT lander (2x), UFTL and interference test, UFTO, SDL test





# CONCERT

Project Reference RO-OCN-TN-3802

Title Concert In-flight operation report

Author A. Herique, JP.Goutail, W.Kofman, S. Zine

Revision - Date V14.0 – 13/12/2017

Page 9 / 96

## 2.2 Data analysis

### 2.2.1 Performances

<b>PC#13</b>	
Dates	
<b>Orbiter Functional test</b>	
Noise Level (dB)	-18
GCW	0
Current (mA)	95
OCXO	130
Main Spectral Line (MHz)	88
Main Spectral Line (dB)	3
S/P position (°)	43/-43
Temperature Range	-1/10
<b>Lander Functional test</b>	
Noise Level (dB)	-10
GCW	0
OCXO	131
Current (mA)	115
Main Spectral Line (MHz)	92.27
Main Spectral Line (dB)	12
S/P position (°)	43/-43
Temperature Range	-15/-1
<b>Ping-pong test (SDL)</b>	
S/P position (°)	44/-44
<b>Ping-pong Orbiter signal</b>	
Peak level (dB)	74
GCW	21/22
Current (mA)	95
OCXO	130
Peak Position	8/9
Temperature Range	-6/8
<b>Ping-pong Lander signal</b>	
Peak level (dB)	76.5
GCW	23
Current (mA)	120
OCXO	131
Temperature Range	-17/2



# CONCERT

Project Reference RO-OCN-TN-3802

Title Concert In-flight operation report

Author A. Herique, JP.Goutail, W.Kofman, S. Zine

Revision - Date V14.0 – 13/12/2017

Page 10 / 96

## 2.2.2 Temperature

	Ocxo	Ocxo	Digi	Digi	Ebox	Ebox
	Start	end	Start	End	Start	end
UFT O	3	10	-1	4	-1	
UFT L	-15	-1	-15	-8	-14	-11
PPT (O) - SDL	-4	8	-6	4	-4	-2
PPT (L) - SDL	-17	2	-17	-4	-17	-7

## 2.2.3 Telemetry and data integrity

The data integrity is fine, with only one data corruption at LCN/CDMS interface level observed during interference test: 3/12 @17:37 APID 1804 # 586.

There is no data corruption during SDL test from which the data rate is lower with FIOV = 25.

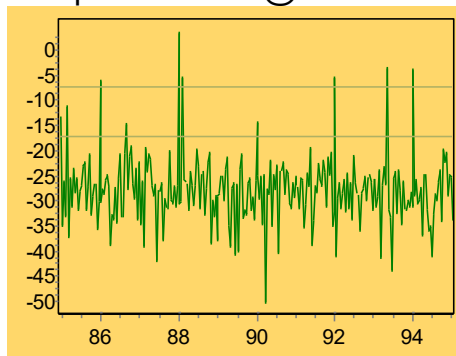
## 2.3 Specific test

### 2.3.1 ExtAFT

The two ExtAFT are successful (1/12/10 and 3/12/10)

### 2.3.2 UFT O

- During the UFTO, we observe a powerful line @ 88MHz: +4 dB as shown hereafter



This line is present 90% of the time with periodicity of about 1 minute. The figure hereafter shows the mean power as a function of the sounding number: this power is -17/-18dB excepted during short duration every 20 sounding where the power is around its normal value (~20dB).



# CONCERT

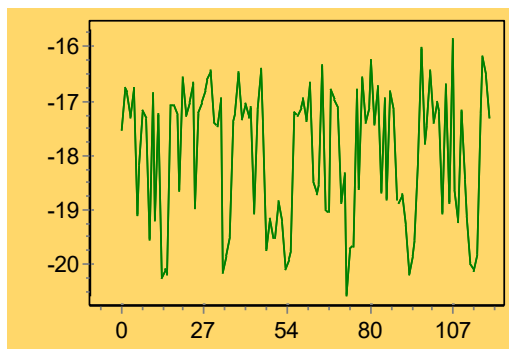
Project Reference RO-OCN-TN-3802

Title Concert In-flight operation report

Author A. Herique, JP.Goutail, W.Kofman, S. Zine

Revision - Date V14.0 – 13/12/2017

Page 11 / 96



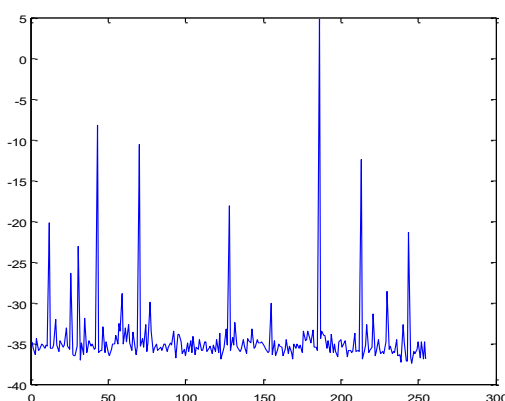
### 2.3.3 Interference test and UFT

During PC 13 the usual AFT and the interference test with Sesame were run. The first observation was that the perturbation (noise) level during the AFT was much higher, about 10 dB than usual. This perturbation level is due to the very strong line at 92.27 MHz (at about 175 in the figure hereafter). This line is observed also when one has the normal level but the line is about 20dB weaker. The same line exists at this low level during the AFT of Orbiter. This line does not exit on the CONCERT spectra taken during laboratory tests. Therefore the source of this line is probably on the orbiter because the line exists when Orbiter operates alone.

What is the origin of the line?

During AFT no instruments were run on the Orbiter (except SREM) and not on the Lander. From the previous observations we know that SREM does not pollute CONCERT.

The question is what subsystem has run during this test (during AFT and SESAME because the line is seen also during interference)



Average spectra during AFT 20101203. One can see the strong line at 175 position.

The test with SESAME confirmed what we have seen before. SESAME pollutes strongly CONCERT.



# CONCERT

*Project Reference* RO-OCN-TN-3802

*Title* Concert In-flight operation report

*Author* A. Herique, JP.Goutail, W.Kofman, S. Zine

*Revision - Date* V14.0 – 13/12/2017

*Page* 12 / 96

## 2.3.4 SDL

The SDL test has been analyzed in a separated TN : RO-OCN-TN-3834 Concert SDL.  
The main conclusions are reported hereafter:

The SDL test is globally successful for Concert with a good timing and good data integrity.

Nevertheless the detailed analyze of the timing demonstrates that **the LCN calendar drift by regard to an absolute timing is larger than the allocated synchronization margins (+/- 10s per platform).**

This drift is partially compensated by the orbiter one. Although a successful tuning, the situation presents some risks by regards to the success of the synchronization and **synchronization error budget has to be investigated in detail.**

## 2.4 Conclusions

The instrument is nominal for the beginning of the hibernation:

- The RF pollution during the two UFT tests has to be analyzed

The SDL test is successful but the synchronization error budget has to be investigated in detail to consolidate the SDL and comet operations

The CPPCR and the SCROP have been modified in annex:

- All the actions have been completed before hibernation for the space segment activities
- A part of the actions are taken as "To Be a part of the post-hibernation commissioning"
- A part are to be completed/ achieved with ground test of paper study.



# CONCERT

Project Reference RO-OCN-TN-3802

Title Consert In-flight operation report

Author A. Herique, JP.Goutail, W.Kofman, S. Zine

Revision - Date V14.0 – 13/12/2017

Page 13 / 96

## 3 PC#12 - 05/10

### 3.1 Main actions

A fair amount of tests have been performed for CONCERT during PC12: ping pong tests using umbilical, RF link and Absolute Time Tag commands, OCN and LCN Interferences test, long ping pong, LCN contingency recovery procedure. These operations are essential for the Consert comet operation preparation

During PC12, the new CDMS SW has to be validated by regards to the OCN/LCN synchronization especially.

#### 3.1.1 Operation global planning

Step	Date	Start Time	Duration	End Time	Lander Activity	
D1-1	26 apr	01:30:00	03:30	05:00:00	Philae Extended AFT "PC10 version" (CDMS SW 6.98)	PAFT1
D2-19	27 apr	15:30:00	01:30	17:00:00	CONCERT Lander interference test with SESAME	LIT
D1-4	4 may	05:50:00	00:20	06:10:00	CONCERT Lander Short Unit switch ON test	LON
D1-13	4 may	11:50:00	00:30	12:20:00	CONCERT Ping Pong test using RF link	PPT-RF
D1-14	4 may	12:20:00	00:30	12:50:00	CONCERT Lander Unit Functional test (with RF)	UFTL
D1-21	4 may	15:00:00	03:00	18:00:00	Philae ExAFT "PC12 version" with CDMS SW 8.07	PAFT2
D1-23	4 may	21:10:00	00:45	21:55:00	CONCERT Lander Extended Unit Functional test (CRP-311)	CRPL
Step	Date	Start Time	Duration	End Time	Orbiter Activity	
	9 may	13:00:00	00:20	13:20:00	CONCERT Orbiter Unit Functional test	UFTO
Step	Date	Start Time	Duration	End Time	Lander Activity	
D1-4	11 may	03:10:00	00:30	03:40:00	ATTCs upload	PUD
'D1-'21	11 may	15:00:00	00:30	15:30:00	CN Ping Pong Test with ATTCs	PPT-TT
'D1-'22	11 may	15:30:00	01:00	16:30:00	CN Ping Pong test over Umbilical ( + SESAME)	PPT-UL
'D1-'23	11 may	16:30:00	04:00	20:30:00	CN Long Ping Pong Test (3h) with MM1&2 RAM	PPT-LT
'D2-'13	12 may	14:00:00	03:00	17:00:00	Philae ExAFT "PC12 version" with CDMS SW 6.98	PAFT3
Step	Date	Start Time	Duration	End Time	Orbiter Activity	
	13 may	15:55:00	01:55	17:50:00	CONCERT Orbiter interference test with ROSINA	OIT



# CONCERT

Project Reference RO-OCN-TN-3802

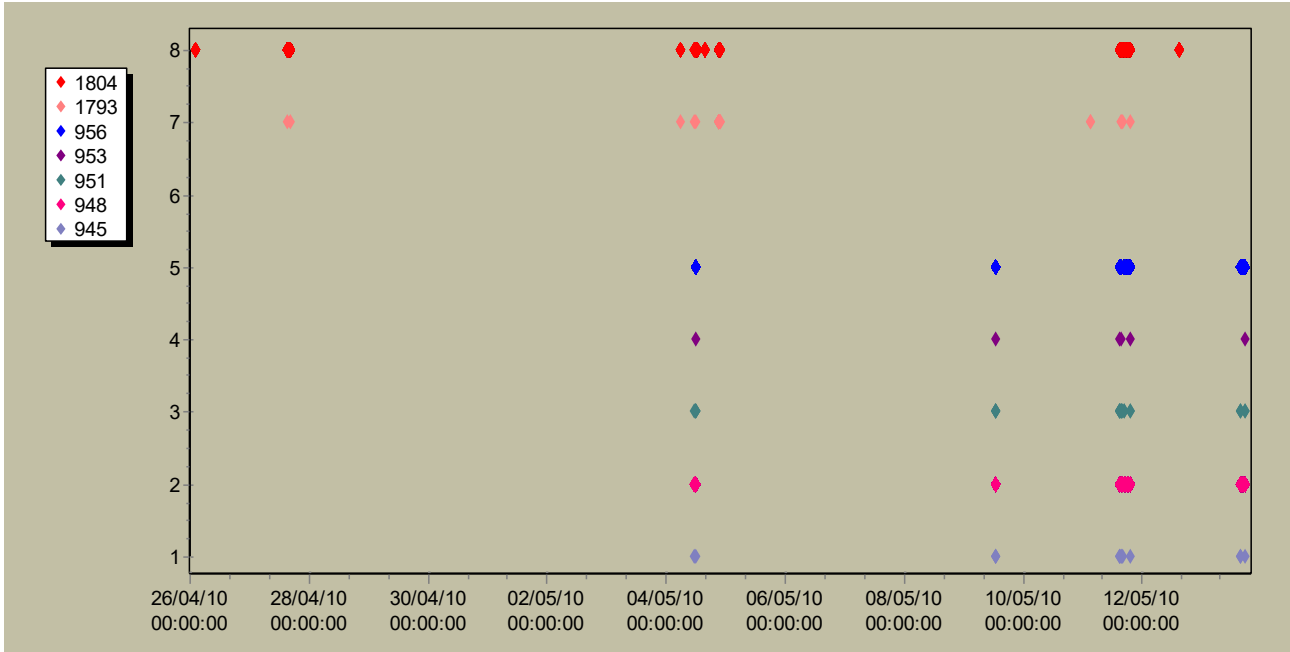
Title Concert In-flight operation report

Author A. Herique, JP.Goutail, W.Kofman, S. Zine

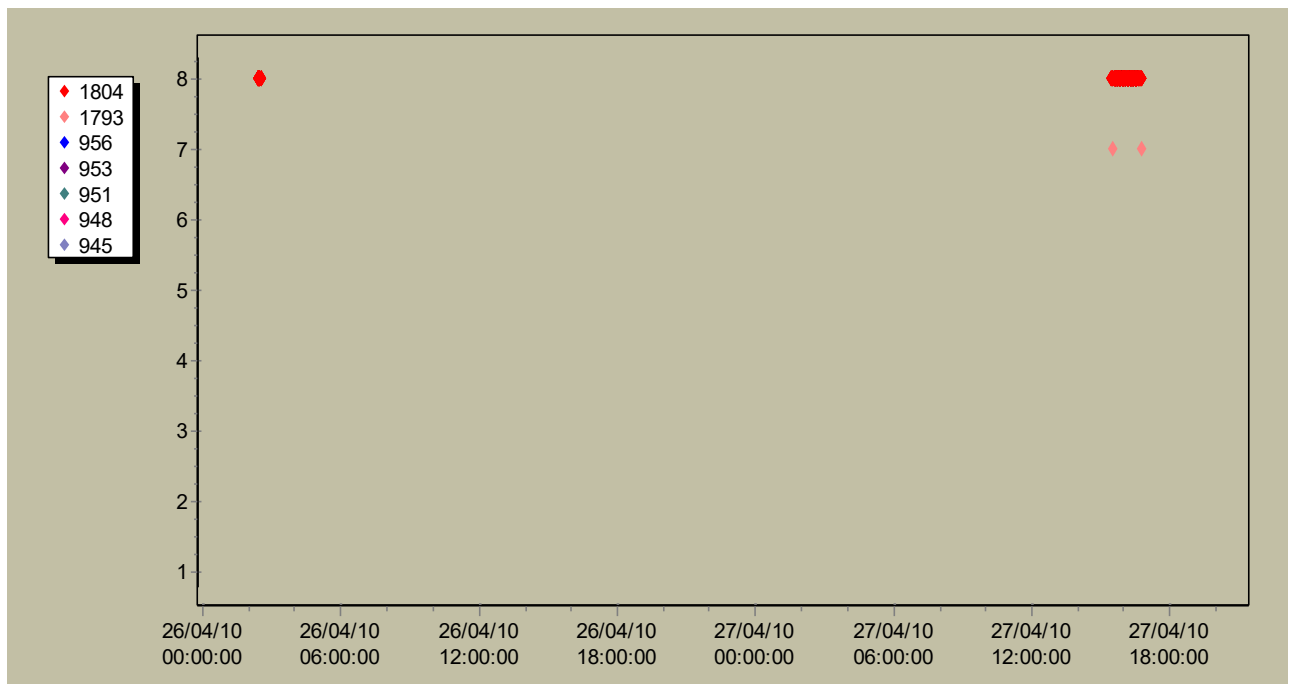
Revision - Date V14.0 – 13/12/2017

Page 14 / 96

## 3.1.2 TM data flow



PC12



PAFT1, LIT



# CONCERT

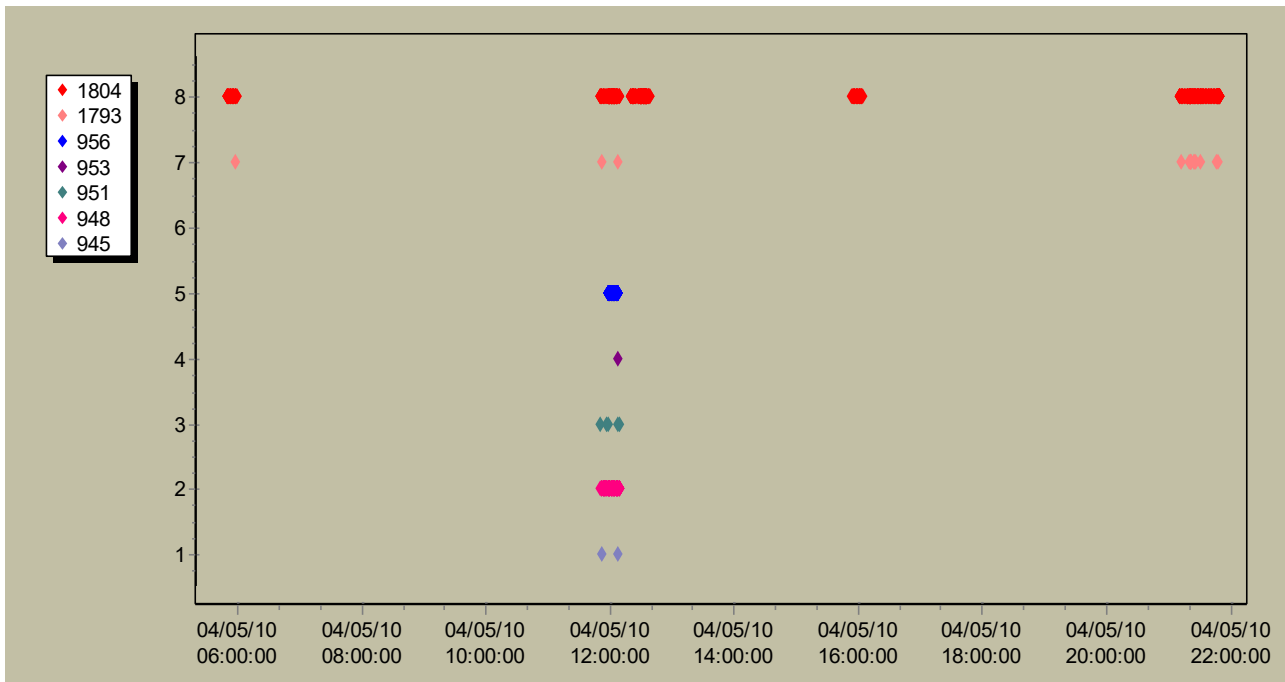
Project Reference RO-OCN-TN-3802

Title Concert In-flight operation report

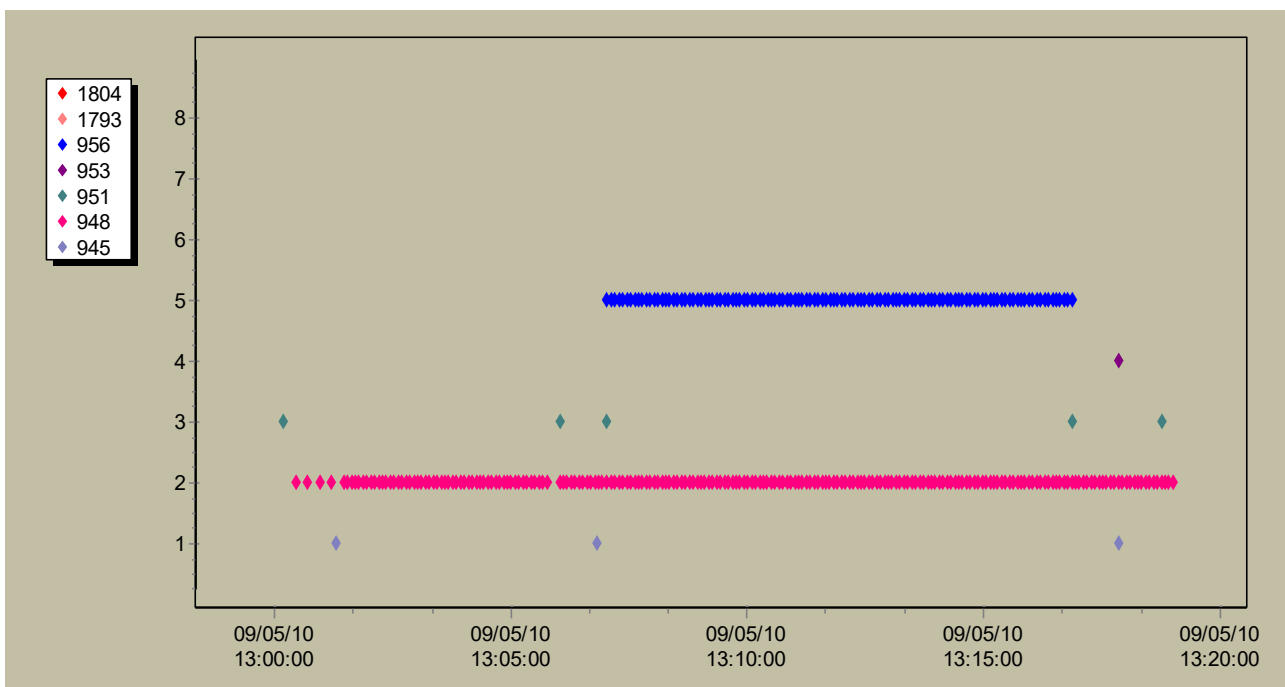
Author A. Herique, JP.Goutail, W.Kofman, S. Zine

Revision - Date V14.0 – 13/12/2017

Page 15 / 96



LON, PPT-RF, UFTL, PAFT2, CRPL



UFTO



# CONCERT

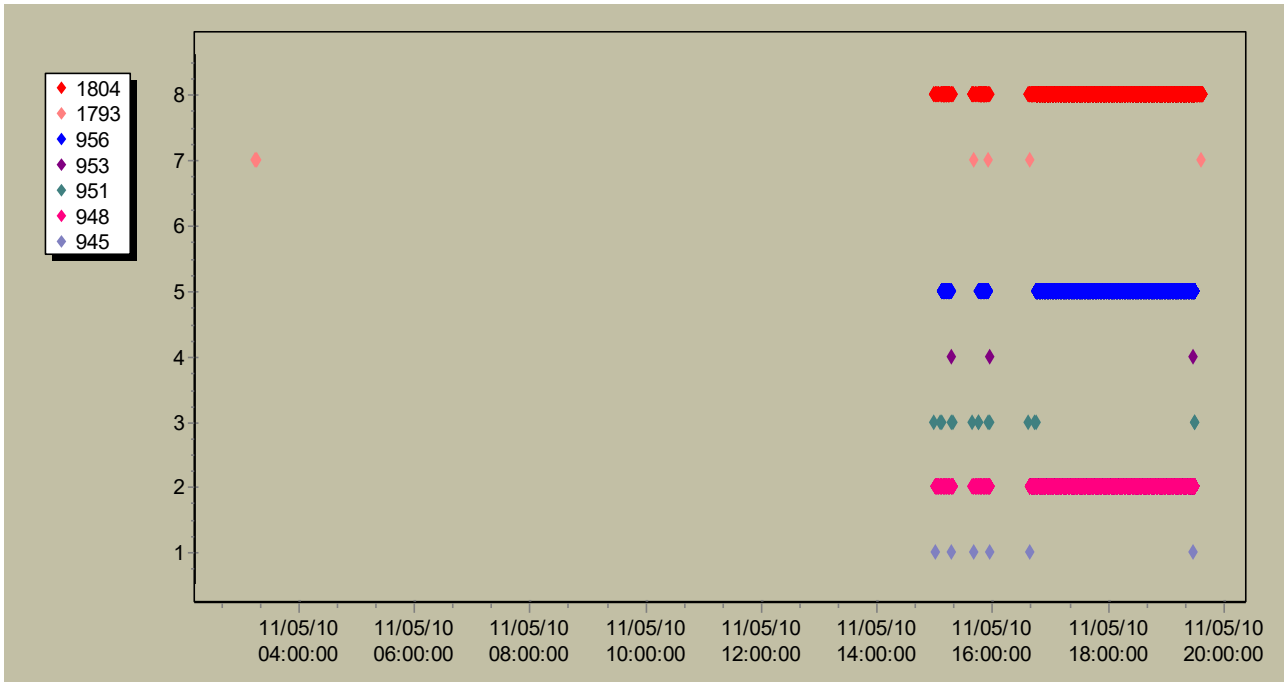
Project Reference RO-OCN-TN-3802

Title Concert In-flight operation report

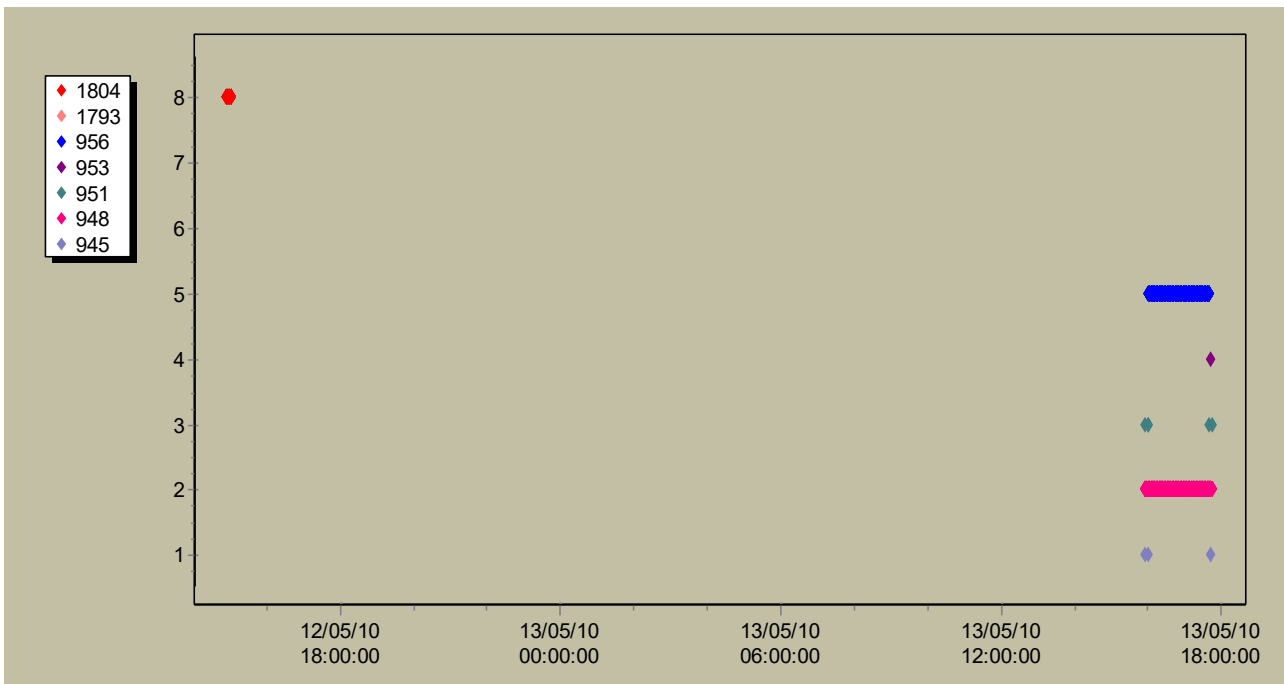
Author A. Herique, JP.Goutail, W.Kofman, S. Zine

Revision - Date V14.0 – 13/12/2017

Page 16 / 96



PUD, PPT-TT, PPT-UL, PPT-LT



PAFT3, OIT

## 3.2 Data analysis

### 3.2.1 Performances





# CONCERT

Project Reference RO-OCN-TN-3802

Title Concert In-flight operation report

Author A. Herique, JP.Goutail, W.Kofman, S. Zine

Revision - Date V14.0 – 13/12/2017

Page 17 / 96

PC#12	Dates
<b>Orbiter Functional test</b>	09/05 13:00
Noise Level (dB)	-23
GCW	0
Current (mA)	100 (370)
OCXO	130
Main Spectral Line (MHz)	93.3
Main Spectral Line (dB)	-3
S/P position (°)	+60/-60
Temperature Range	-1.2/+0.2
<b>Lander Functional test</b>	04/05 12:20
Noise Level (dB)	-22
GCW	0
OCXO	131
Current (mA)	120
Main Spectral Line (MHz)	86.7
Main Spectral Line (dB)	-9
S/P position (°)	+60/-60°
Temperature Range	-24.5/-21.5
<b>Ping-pong test</b>	11/05 15:30
S/P position (°)	+60/-60°
<b>Ping-pong Orbiter signal</b>	
Peak level (dB)	76
GCW	22
Current (mA)	100 (350)
OCXO	130
Peak Position	6
Temperature Range	1.8/2.6
<b>Ping-pong Lander signal</b>	
Peak level (dB)	78
GCW	23
Current (mA)	120
OCXO	131
Temperature Range	-20.8/-19.2



# CONCERT

Project Reference RO-OCN-TN-3802

Title Concert In-flight operation report

Author A. Herique, JP.Goutail, W.Kofman, S. Zine

Revision - Date V14.0 – 13/12/2017

Page 18 / 96

## Temperature

	Ocxo	Ocxo	Digi	Digi	Ebox	Ebox
	Start	end	Start	End	Start	end
PAFT1	-30	-20.5	-30	-23.5	-33	-30
LIT	-5	7	-10	2	-10	-2
LON	-30	-21	-30	-24	-30.3	-29.7
PPT-RF (O)	3.6	11.7	1.3	5.7	1.4	2.6
PPT-RF (L)	-30	-17	-30	-20	-26.5	-24
UFTL	-20.5	-12	-24	-18	-24.5	-22
PAFT2	-20.5	-14	-20.5	-18	-23	-23
CRP L	-20.5	-8	-20.5	-14	-22.5	-18.5
UFT O	-1	7.8	-1	3.6	-0.8	0.3
PUD					-30.3	-29.7
PPT-TT (O)	1.3	9.8	-1	5.7	0.6	2.2
PPT-TT (L)	-21	-13	-24	-18	-23	-21
PPT-UL (O)	3.6	11.7	1.3	5.7	2.2	2.2
PPT-UL (L)	-20	-8	-20	-14	-20.8	-19.6
PPT-LT (O)	3.6	18.7	1.3	15.3	2.2	3.5
PPT-LT (L)	-14	8	-18	2	-19	-10
PAFT3	-20	-8	-20	-14	-18	-16.8
OIT	1.3	15.3	-1	11.7	0.7	4.5

### 3.2.2 Telemetry and data integrity

During PC12, the data integrity is good for both Orbiter and Lander sides.

At lander level, there are a few data losses between LCN and CDMS (internal LCN numbering is discontinued and APID 1804 numbering is continued) during the 3h test ping pong test and the Sesame interference test.

### 3.2.3 S/P positions

### 3.2.4 Conclusions

All is nominal

No impact from the new CDMS SW

## 3.3 Specific tests and actions

### 3.3.1 Ping pong test with RF link (PPT-RF)

CSA = -0,3063808 s

The ping pong test with RF link is successful. No TM losses have been observed.

### 3.3.2 Ping pong test with absolute time-tagged commands (PPT-TT)

CSA = -2,8491776 s



# CONCERT

Project Reference RO-OCN-TN-3802

Title Concert In-flight operation report

Author A. Herique, JP.Goutail, W.Kofman, S. Zine

Revision - Date V14.0 – 13/12/2017

Page 19 / 96

The ping pong test with ATTC is successful. No TM losses have been observed.

### 3.3.3 Ping pong test with umbilical (PPT-UL)

CSA = -1,4024704 s

The ping pong test with the umbilical is successful. No TM losses have been observed.

### 3.3.4 Long ping pong test (3h) (PPT-LT)

A few TM losses (a few percents) have been observed: some type 3 long data blocks are shorter than expected with blocks of 32 words missing. This test has been performed with CDMS software v8.07, with the sending of RERC messages deactivated. However, we observe similar block losses than when RERC messages are activated.

Deactivating RERC messages did not solve the TM loss problems because it resulted in unexpected side effects. These side effects need to be analysed in detail.

The CSA value is equal to -420,0005632 s because all TM generated after the time synchronisation performed at 131.19.23.00 were shifted by 8 min. A NCR has been opened (**ROS\_SC-203**) and we plan to do some tests on the EQM during hibernation to understand this point.

### 3.3.5 Lander contingency recovery procedure (CRPL)

No TM losses have been observed during this test of ALNS311.  
This test replays an unsuccessful PC8 test and validates the CRP

### 3.3.6 Lander interference test (LIT)

27 April SESAME interference test

Some type 3 long data blocks are shorter than expected with blocks of 32 words missing.

Some of those missing blocks correspond to dates where SESAME telecommand were sent. It could be that CDMS was busy receiving the SESAME telecommand and sent CONCERT a "RERC" message. Following the RERC message reception, CONCERT clears its internal TM buffer, and as a consequence data are lost. This test has been performed with CDMS software v6.98, therefore it was not possible to deactivate the sending of the RERC messages.

This was already observed in the past, both at the GRM and at the FM.

One can see very strong perturbation during the Sesame operations (more than 15 dB).

### 3.3.7 Orbiter interference test (OIT)

13 may Rosina/RTOF interference test, from 16h01 to 17h41

At the beginning the noise level is normal then at about 20 minutes from the start the noise started to increase up to -22dB and then stayed at this level until about 63 minutes from



# CONCERT

*Project Reference* RO-OCN-TN-3802

*Title* Concert In-flight operation report

*Author* A. Herique, JP.Goutail, W.Kofman, S. Zine

*Revision - Date* V14.0 – 13/12/2017

*Page* 20 / 96

the beginning. The sharp increase up to -21 dB until 72 minutes. This increase is due to wideband noise , Rosina RTOF was in emissive mode from 17 and 17h15.

The level between -23 to – 22 dB is the normal level however the level at – 21 dB could be acceptable.

## 3.4 Conclusions

The PC12 test is successful for the instrument as well as for the operations. Some points remain open:

- The TM losses between LCN and CDMS when RERC messages are deactivated need to be analyzed.
- The 8-min time shift of TM observed during the long ping pong test has to be investigated and tested on the EQM during hibernation.

The classical ping pong tests (RF, ATTC, umbilical, long) were mostly successfully tested with the new CDMS SW version.



# CONCERT

*Project Reference* RO-OCN-TN-3802

*Title* Concert In-flight operation report

*Author* A. Herique, JP.Goutail, W.Kofman, S. Zine

*Revision - Date* V14.0 – 13/12/2017

*Page* 21 / 96

---

## 4 PC#11 - CANCELED



# CONCERT

Project Reference RO-OCN-TN-3802

Title Concert In-flight operation report

Author A. Herique, JP.Goutail, W.Kofman, S. Zine

Revision - Date V14.0 – 13/12/2017

Page 22 / 96

## 5 PC#10 - 09/09

### 5.1 Main actions

PC10 comports a large set of Concert test: RF link, Absolute Time Tag commands, OCN and LCN Interferences test, long ping pong. These operations are essential for the Concert comet operation preparation.

The validation of the turn on accuracy margins and the investigation of the command propagation delay is a way to secure Concert operations around the comet.

The FOP modifications have to be validated during PC10 especially the dump sequences (CRP) and the new LCN TC's.

#### 5.1.1 Operation global planning

Step	Date	Start Time	Duration	End Time	Lander Activity	
	20 sept	15:35:00	10:20:00	01:55:00	OCN Interference test with MD, RPC & HGA movement	OIT1
	21 sept	02:00:00	00:30:00	02:30:00	CONCERT Orbiter unit functional Test (UFT)	UFTO
	21 sept	02:30:00	02:00:00	04:30:00	CONCERT Orbiter FOP Validation/ Ext, UFT	FOP1
	21 sept	08:10:00	01:30:00	09:40:00	CONCERT Orbiter Interference test with RN-COPS	OIT2
	21 sept	09:45:00	05:15:00	15:00:00	OCN Interference with MD,WOL, pass AOS (&RN SW upl)	OIT3
D1-10	23 sept	03:31:00	03:29:00	07:00:00	Philae Extended AFT "PC8 version"	PAFT1
D2-5	24 sept	05:10:00	01:40:00	06:50:00	CONCERT Lander ON in parallel to APXS Interference	LIT1
D2-6	24 sept	07:00:00	04:00:00	11:00:00	CONCERT Long PingPong (3 hrs) with MM	PPT-LT1
D2-8	24 sept	12:00:00	00:30:00	12:30:00	CONCERT Lander Unit Functional Test	UFTL
D3-1	25 sept	02:40:00	00:30:00	03:10:00	CONCERT PingPong Test - umbilical	PPT-UL
D3-2	25 sept	03:10:00	05:40:00	08:50:00	CONCERT Validation of the turn-on accuracy	PPT-UL1
D3-3	25 sept	08:50:00	00:30:00	09:20:00	CONCERT FOP validation	FOP2
D3-4	25 sept	09:20:00	00:50:00	10:10:00	CONCERT OBCP 2 sec delay investigation	PPT-UL2
D3-5	25 sept	10:10:00	01:30:00	11:40:00	CONCERT Lander ON in parallel to SD2 Interference	LIT2
D2-2	30 sept	08:58:00	00:19:00	09:17:00	CONCERT Lander ROMAP Interference Test - MM & Sbatt	LIT3
D2-4	30 sept	12:40:00	01:15:00	13:55:00	CONCERT Ping Pong test using RF link	PPT-RF
	30 sept	14:00:00	00:00:10	14:10:00	OCN Memory DUMP	FOP4
D2-16	30 sept	20:10:00	00:25:00	20:35:00	CONCERT PingPong Test with ATTCs	PPT-TT
D3-20	01 oct	22:30:00	02:40:00	01:10:00	CONCERT Lander Interference Test	LIT4
D4-2	02 oct	02:20:00	01:00:00	03:20:00	CONCERT LN memory dump	FOP3
D4-6	02 oct	08:51:00	03:59:00	12:50:00	Extended AFT "PC10 version" (revised SESAME LFT)	PAFT2
D4-10	02 oct	20:00:00	31:20:00		CONCERT Long PingPong (30 hrs) with MM	PPT-LT2
D6-1	04-oct		31:20:00	03:20:00	CONCERT Long PingPong (30 hrs) with MM	PPT-LT2
	08-oct	11:00:00	08:35:00	19:35:00	CONCERT Orbiter Interference Tests with RSI TxRx	OIT4



# CONCERT

Project Reference RO-OCN-TN-3802

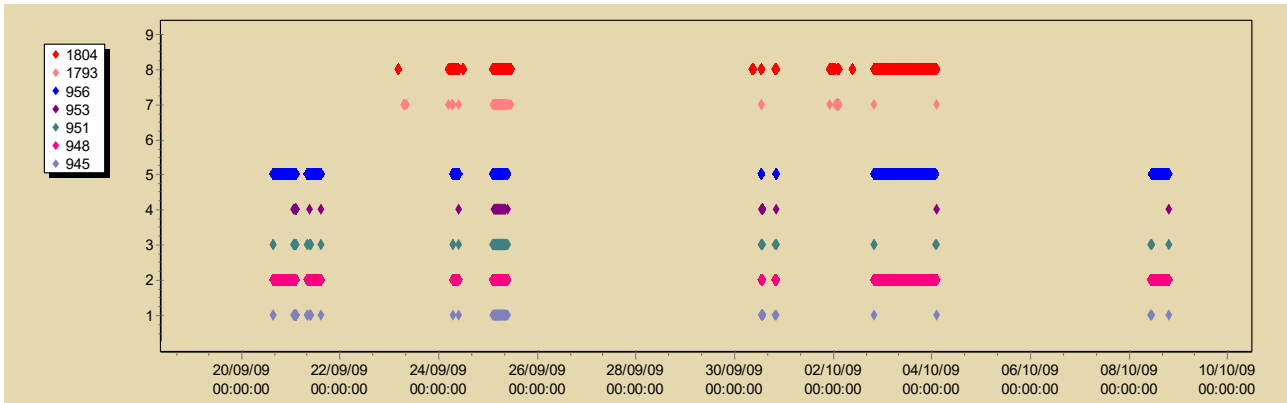
Title Concert In-flight operation report

Author A. Herique, JP.Goutail, W.Kofman, S. Zine

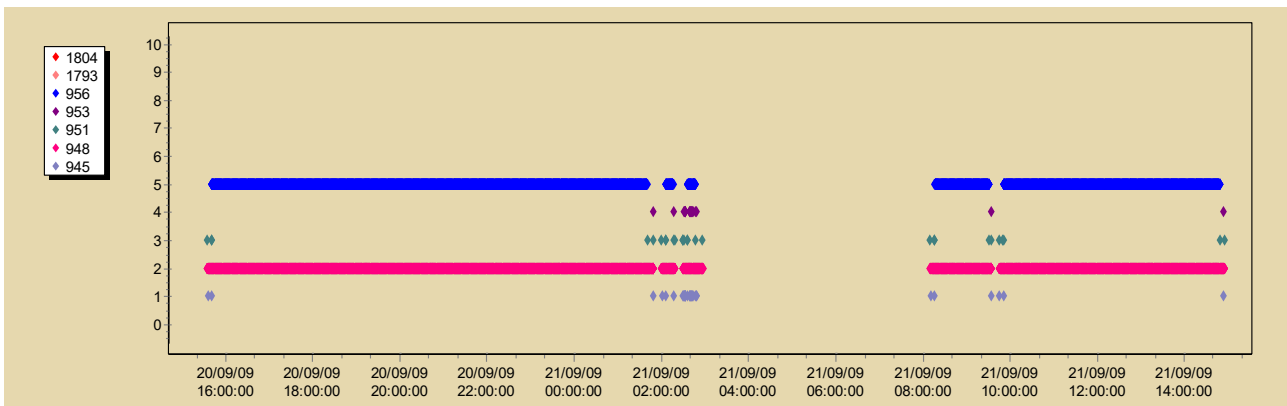
Revision - Date V14.0 – 13/12/2017

Page 23 / 96

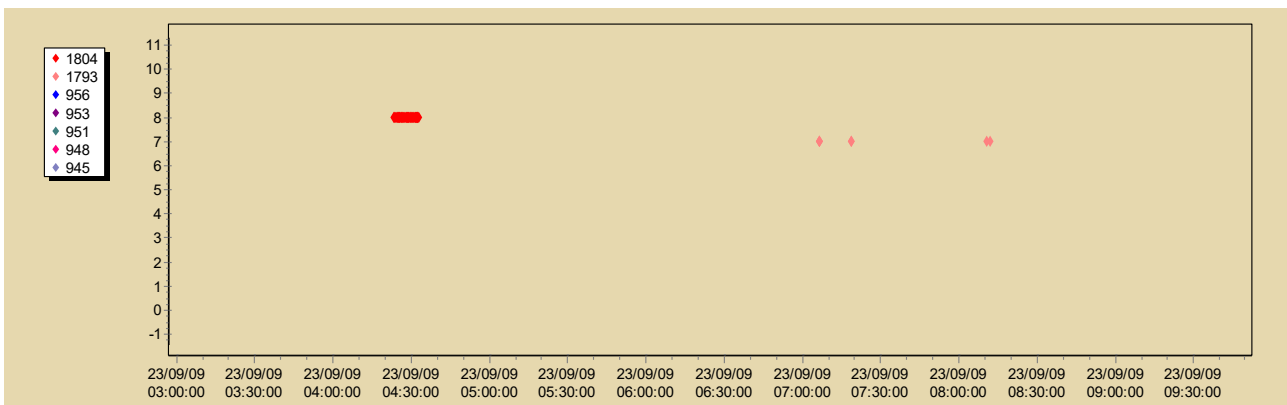
## 5.1.2 TM data flow



PC10



OIT1, UFTO, FOP1, OIT2, OIT3



PAFT1 and ACK corresponding in the AMS update and ATTC



# CONCERT

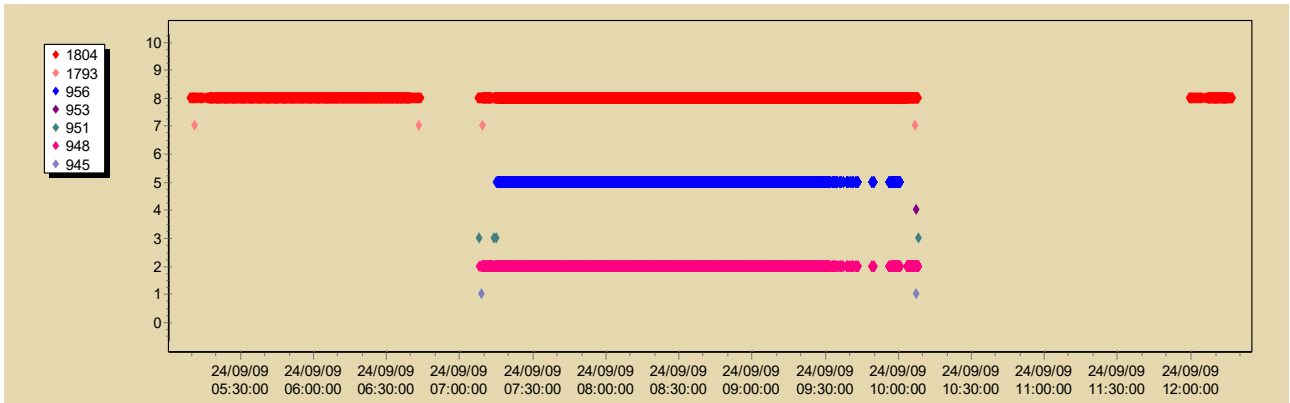
Project Reference RO-OCN-TN-3802

Title Concert In-flight operation report

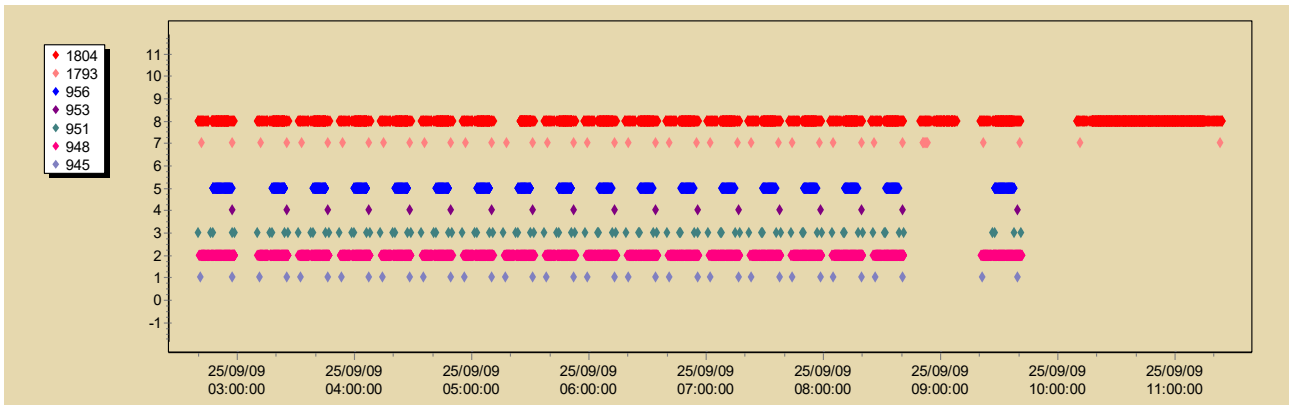
Author A. Herique, JP.Goutail, W.Kofman, S. Zine

Revision - Date V14.0 – 13/12/2017

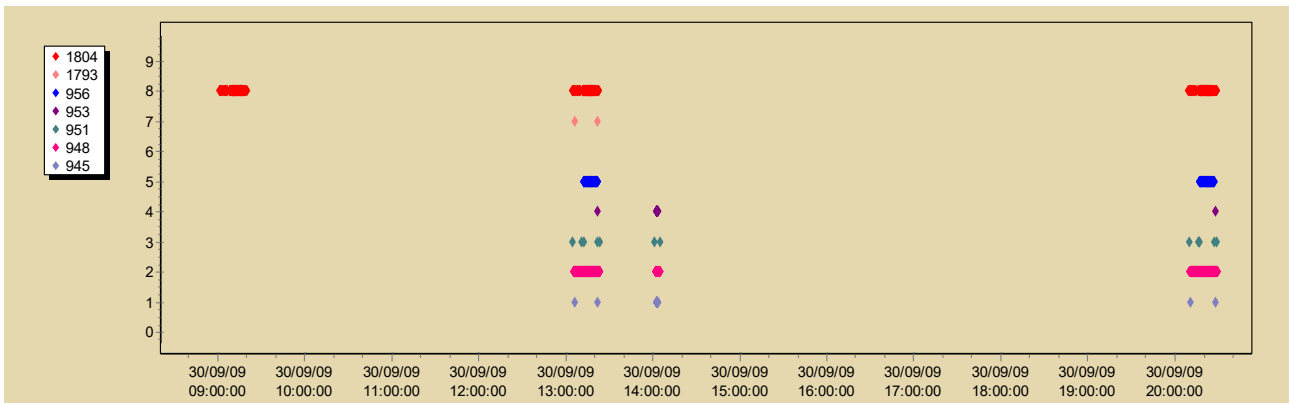
Page 24 / 96



LIT1, PPT-LT1 (with OCN TM losses), UFTL



PPT-UL, PPT-UL1, FOP2, PPT-UL2, LIT2



LIT3, PPT-RF, FOP4, PPT-TT





# CONCERT

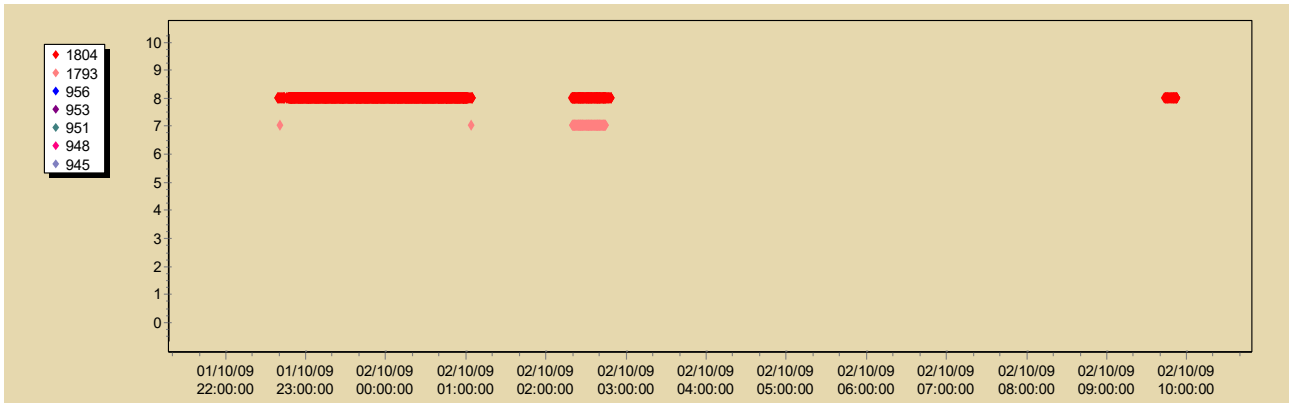
Project Reference RO-OCN-TN-3802

Title Concert In-flight operation report

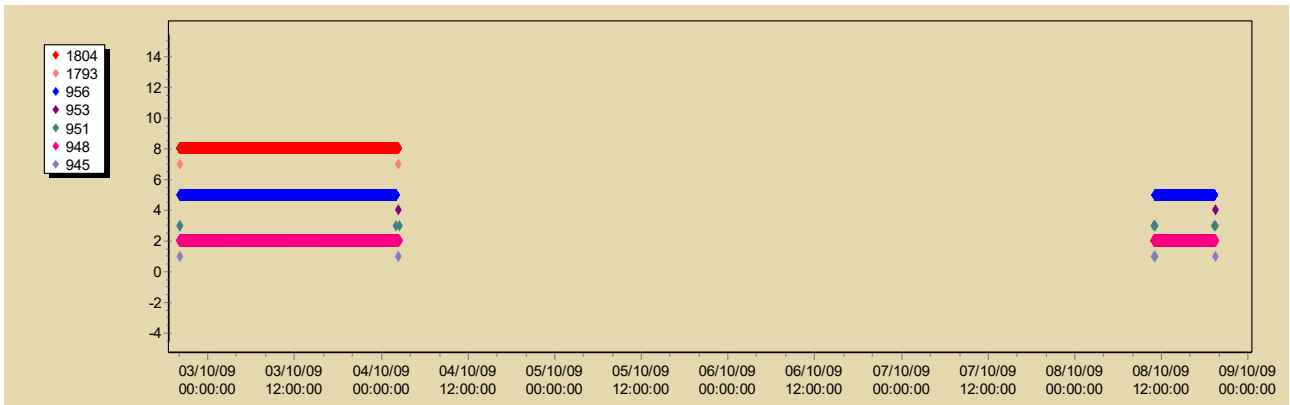
Author A. Herique, JP.Goutail, W.Kofman, S. Zine

Revision - Date V14.0 – 13/12/2017

Page 25 / 96



LIT4, FOP3, PAFT2



PPT-LT2, OIT4



# CONCERT

Project Reference RO-OCN-TN-3802

Title Concert In-flight operation report

Author A. Herique, JP.Goutail, W.Kofman, S. Zine

Revision - Date V14.0 – 13/12/2017

Page 26 / 96

## 5.2 Data analysis

### 5.2.1 Performances

<b>PC#10</b>	
Dates	29/09/09
<b>Orbiter Functional test</b>	
Noise Level (dB)	-23
GCW	0
Current (mA)	90
OCXO	130
Main Spectral Line (MHz)	93.3
Main Spectral Line (dB)	-3
S/P position (°)	25/-25
Temperature Range	9/18
<b>Lander Functional test</b>	24/9 12:00
Noise Level (dB)	-18
GCW	0
OCXO	131
Current (mA)	320
Main Spectral Line (MHz)	92.7/87.3
Main Spectral Line (dB)	0
S/P position (°)	25/-25
Temperature Range	-6/2
<b>Ping-pong test</b>	
S/P position (°)	24/-24
<b>Ping-pong Orbiter signal</b>	
Peak level (dB)	74.5
GCW	21
Current (mA)	100 (350)
OCXO	129
Peak Position	8/9
Temperature Range	4/15
<b>Ping-pong Lander signal</b>	
Peak level (dB)	77
GCW	23
Current (mA)	110 (350)
OCXO	131
Temperature Range	-11/-1



# CONCERT

Project Reference RO-OCN-TN-3802

Title Concert In-flight operation report

Author A. Herique, JP.Goutail, W.Kofman, S. Zine

Revision - Date V14.0 – 13/12/2017

Page 27 / 96

## 5.2.2 Temperature

	Ocxo	Ocxo	Digi	Digi	Ebox	Ebox
	Start	end	Start	End	Start	end
UFT O	15	18	11	14	9	9
UFT L	-6	4	-6	-2	-6	-6
PPT (O)	5	15	4	10	5	7
PPT (L)	-11	-1	-11	-6	-11	-8

## 5.2.3 Telemetry and data integrity

During PC10, the data integrity is good for both Orbiter and Lander sides.

At the orbiter level numerous corruptions appear during the 3hours long ping pong test due to a too fast repetition cycle (see hereafter § long pingpong test for detailed analysis).

At lander level, there are a few data losses between LCN and CDMS (internal LCN numbering is discontinue and APID 1804 numbering is continue) especially during this 3h test (see idem).

On the Lander, it appears also a few TM lack between CDMS and the ground (discontinuous APID1804 numbering) the 25<sup>th</sup> of September from @ 5:11:11, from TM#818 to 852. To be investigated

A complete and detailed TM check is in progress in order to detect other minor data losses or corruptions.

## 5.3 Specific tests and actions

### 5.3.1 Validation of the turn On Accuracy Requirement (PPT-UL1)

At the beginning of a Concert sounding sequence, both electronics are synchronized in frequency and in time (same OCXO frequency and same time origin). To achieve successfully this tuning, both electronics have to be turned on at the same time with an accuracy of +/-10s relatively to an absolute time reference. These margins correspond to +/-20s OCN relatively to LCN. Before PC10, these turn-on accuracy margins have never been explored and validated on board with an accurate scheduler.

From a practical point of view, this test is based on sequences ACNS400 and ALNS410:

- The ACNS410 uses the OBCP "OCN turn-on", which adds an additional delay of 5s. That means OCN OBCP 33 seconds before LCN AMST is equivalent to OCN starts 28 s before LCN.

- during PC8; we have noted a systematic additional delay of 2 seconds on the orbiter command channel coming possibly from the OBCP execution (test hereafter)



# CONCERT

Project Reference RO-OCN-TN-3802

Title Concert In-flight operation report

Author A. Herique, JP.Goutail, W.Kofman, S. Zine

Revision - Date V14.0 – 13/12/2017

Page 28 / 96

The result is measured from the CSA. This parameter gives the delay between the OCN turn on and the LCN turn on. It is NOT an absolute measurement; it is a relative measurement between both electronics: it is the difference between the Orbiter propagation delay and the Lander one.

Delay in second (positive when OCN before LCN)			
	Command (mission timeline)	Measured From CSA	difference
OCN Before	28	26.4	-1.6
	26	23.92	-2.08
	24	21.92	-2.08
	22	21	-1
	20	18	-2
	18	17.2	-0.8
	16	13.8	-2.2
	14	13.5	-0.5
LCN before			-0.98
	-14	-14.98	-0.94
	-16	-16.94	-0.7
	-18	-18.7	-1.15
	-20	-21.15	-1
	-22	-23	-1
	-24	-25	0
	-26	-26.1	tuning failed
-28	-26.1	tuning failed	

For the synchronization point of view, this test is successful: the synchronization margins are larger than the expected 20 s:

- 26 seconds when LCN starts before OCN
- Larger than 26 seconds when OCN starts before LCN.

It is a positive point to secure Concert operations around the nucleus.

This test has to be completed during PC12, in order determine the limit value when OCN stats before LCN.

Nevertheless the results of this test and especially the CSA show a unexpected random variation analyzed hereafter.

### 5.3.2 2 second delay on Turn-On OBCP and propagation

During the PC8 test a systematic delay of 2 seconds has been observed on the orbiter: the propagation delay of the commands is 2 seconds larger on the orbiter than on the Lander. 2 seconds is low enough to be compatible with the Concert margins but it is important to identify the source of this delay in order to evaluate its stability. The ESOC analysis has identified the OBCP manager as the sources of this delay. The goal of this test is to compare the propagation delay with and without the OBCP.

The result is conclusive with a CSA = +1s with direct command and CSA = -2s with OBCP's turn-on. The OBCP induces a delay of a few seconds;



# CONCERT

Project Reference RO-OCN-TN-3802

Title Consert In-flight operation report

Author A. Herique, JP.Goutail, W.Kofman, S. Zine

Revision - Date V14.0 – 13/12/2017

Page 29 / 96

## 5.3.3 CSA and propagation delays

The following table summarizes the CSA value for all the ping pong test during PC10 (excepted the PPT-UL1 – turn on accuracy given in the previous table)

Date	Hour	CSA (s)	Test	
24/09/2009	10:07:33	-2.1	PPT-LT1	CONCERT Long PingPong (3 hrs) with MM
25/09/2009	02:57:33	-2.0	PPT-UL	CONCERT PingPong Test - umbilical
25/09/2009	09:39:23	1.0	PPT-UL2	CONCERT OBCP 2 sec delay investigation
30/09/2009	13:22:33	-1.9	PPT-RF	CONCERT Ping Pong test using RF link
30/09/2009	20:28:23	-4.4	PPT-TT	CONCERT PingPong Test with ATTCs
04/10/2009	02:29:33	-1.9	PPT-LT2	CONCERT Long PingPong (30 hrs) with MM

During PC8, we have observed over 4 tests a very stable value of the CSA and so of the propagation delay of the TC in both the Rosetta and the Philae platforms (Values from -2.05 to -2.12 s).

During this test, we observe variability, apparently random.

- During the turn-on accuracy test, the residual variation is -0.7 to -2.08s in the same operational conditions (ie the same command mode with umbilical and orbiter scheduling only).

- In the absolute time tagged mode, the comparison between PC8 (-2.1s) delay and PC10 (-4.4s) delay shows a variation of -2.3 second. The PC10 result seems understandable with a slowed command link in ATTC mode (CDMS only) than with umbilical (orbiter scheduler + ess umbilical + cdms) and so LCN arrive "more before" OCN in ATTC than in UL test. What about the variation from PC8 to 10?

- The difference between OBCP and direct command is conclusive if we don't consider random variation...

Guarantee the stability of the propagation delay to guarantee the success of the synchro is one of our major objectives throughout all the cruise tests. We observe instability during this test and we want to characterize it in order to help to identify the source. It's the meaning of our request.

This delay is not critical for the Consert synchronization success but we have to be sure, it is a stable and limited delay.

Both CN instruments can be involved in this non conformance as it is clearly a unexpected behaviour: The propagating delays inside the lander or orbiter channel seems not stable.

The PC10 test is successful for the investigation of the turn-on and of the OBCP delay margins but the detected problem is larger than the frame of this test. The NCR RO-OCN-NCR-032 is open on this topic

## 5.3.4 FOP validation and Dump

Test ok.

TM dump to be included in the concert documentation.



# CONCERT

*Project Reference* RO-OCN-TN-3802

*Title* Concert In-flight operation report

*Author* A. Herique, JP.Goutail, W.Kofman, S. Zine

*Revision - Date* V14.0 – 13/12/2017

*Page* 30 / 96

## 5.3.5 Long Ping pong test: 30 hours

The 30h ping pong test is totally successful

For OCN, no problems, including TM integrity

For LCN, there is a few number of TM losses between LCN and CDMS (due to the Concert SW problem resolved by the future CDMS SW).

## 5.3.6 Long Ping pong test: 3 hours

### Orbiter

During the 3hours Concert ping pong test, there are a lot of TM corruptions and losses on the Orbiter data. These losses correspond in TM rejection at DMS level (TM anomalous event emitted by DMS). It is the first time we meet this unexpected problem. It is also the first run of Concert with one sounding every second which is a limit for our instrument (ie 2 TM per second = 1 SCI + 1 HK. )

It could be due to a FIFO saturation at large data rate if the DMS interrogation rate is too low.

Further investigations show that the corruptions happened only from 9h30 to the end of the sequence (10h03) (ie only 20 % of the sequence. Can we indentify a work overload of the DMS on this slot?. It could be an explanation for the OCN FIFO saturation.

### Lander

On the Lander, only 6 TM are corrupted or missing. This test is very succesfull for LCN...

A detailed analysis shows that the losses are correlated with the TM date given by the CDMS. During 20s the CDMS doesn't ask LCN for TM. The Concert FIFO is full and LCN blocks are lost. When the CDMS asks for TM, the FIFO is flushed and several TM's have been produced by CDMS in a short time.

In this case, these data losses are due to a FIFO overflow: a too large concert data flow with respect to the maximum delay between two Tm requests by CDMS.

For both LCN and OCN parts, the maximum data rate has to be analyzed in detail in order to secure our telemetry.



# CONCERT

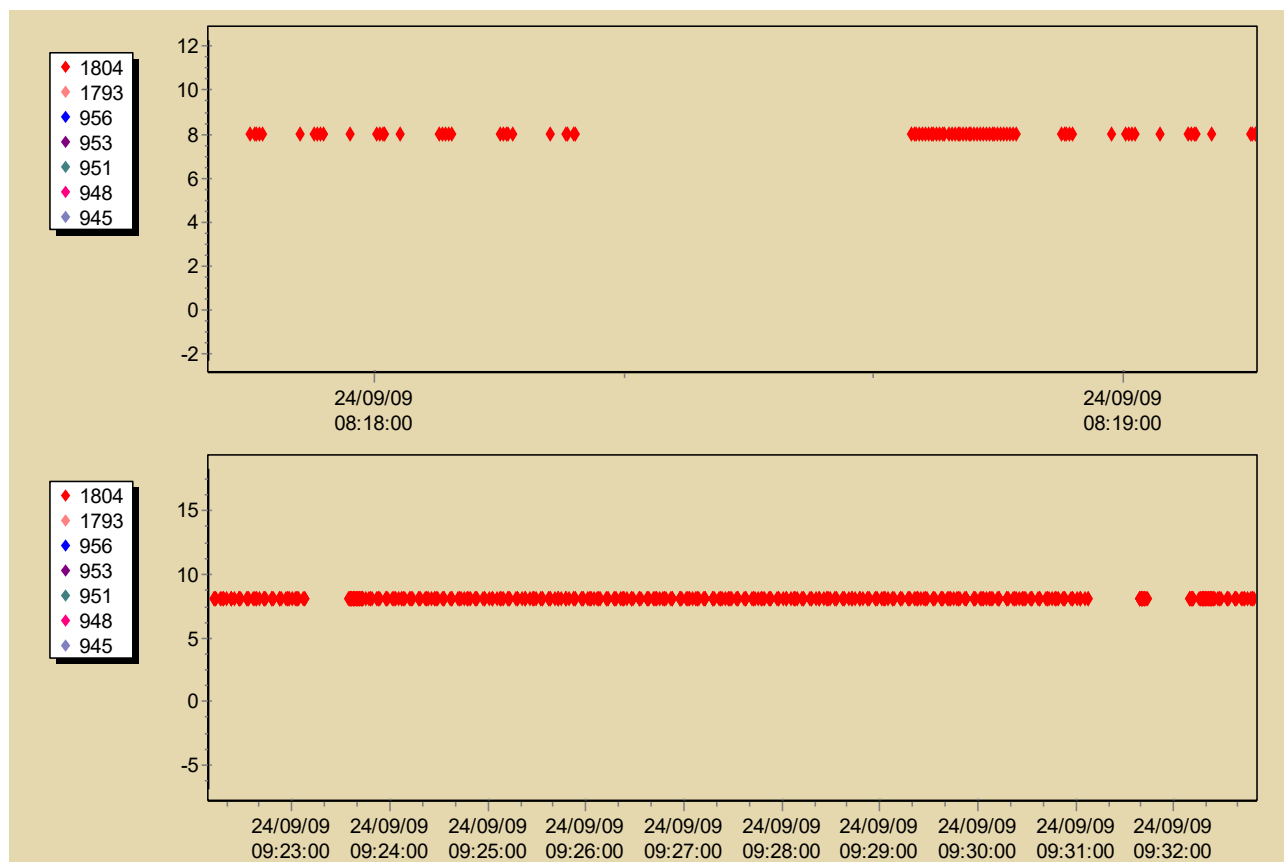
Project Reference RO-OCN-TN-3802

Title Concert In-flight operation report

Author A. Herique, JP.Goutail, W.Kofman, S. Zine

Revision - Date V14.0 – 13/12/2017

Page 31 / 96



### 5.3.7 Orbiter Interference Test

*September 20 from 15h35 to September 21 01H55*

Interference Test with HGA movement, RP MIP & RP ICA. Duration 10hrs 25mins.

During these tests the observed perturbation are of the order of 1 dB.

At the beginning perturbation was observed during slew to GSEP and then when Midas was in passive check-out. (3h). After the MIP started for 3 hours the perturbations were also observed. All these perturbations were intermittent.

During the ICA tests the perturbations were not observed.

*September 21 from 8h10 to 9h40*

Interference Test with RN-COPS. Duration 1hr 35min.

At 8h30 RN-COPS is only, in Full Measurement mode.

The noise level was 1 dB higher (-22) than the minimum (-23). After 38 minutes of operation the noise level increased 1 dB more (-21) during about 20 minutes. What happened? Then the noise decreased to (-23dB) and this happened when RN was stopped.

*September 21 from 9h45 to 15h.*

Interference Test with MD, WOL & Pass AOS. Duration 5hrs 15mins



# CONCERT

Project Reference RO-OCN-TN-3802

Title Concert In-flight operation report

Author A. Herique, JP.Goutail, W.Kofman, S. Zine

Revision - Date V14.0 – 13/12/2017

Page 32 / 96

At the beginning MD operated during 15 minutes the increased noise level is of about 1.5 dB (-21.5).

Then at 10h30 WOL started during 2 hours and after the monitoring pass started for 8 hours. The noise level stayed increased ( at -21 dB) until about 14h and than dropped to about -22.5.

What was stopped or changed at 14h?

*October 8 from 11H to 19h35*

Interference Test with TxRx Modes (RSI Passive Checkout). Duration 8hr 35mins.

The RSI checkout started at 11h25 and finished at 14h10. The noise level was at about -23 dB, no perturbation observed. At about 15h the perturbation (transient line) of about 1.5 dB during about 1h is observed.

What is the reason?

**The level of perturbation of 1 to 2 dB is acceptable for Concert, however as the perturbations add then if each instrument add 1 dB finally the perturbation will be too large!**

*5.3.8 Lander Interference test*

*September 25 SD2 interference tests*

The noise level before and after SD2 started is at about (-22dB) which is a normal noise level. During SD2 operations the noise level increased of about 5 dB.

**Concert will be not able to operate with SD2.**

*October 1 Civa/Rolis and Mupus interference tests.*

The tests started with Civa/Rolis heating (at 22h30) for very short period about 1 min then Civa/Rolis was stopped. Concert started data acquisition at about 22h48h and since the beginning the perturbation level was large increased by about 4 db (-18) to the normal level.

12 minutes later during Mupus operations the noise level increased up to -16 dB. At about 24h at the end of Mupus operations (TBC) the noise level decreased to -18 dB and stayed about constant for 80 minutes. After that it decreased to -22dB and this decrease started when Civa/Rolis stopped to operate.

The Civa started to operate at 0h10 and finished 26 minutes later. It seems that the high noise level do not coincide completely with Civa operations.

What instrument operated during this period?

## 5.4 Conclusions

The PC10 test is successful in term of instrument and also in term of operations. some points remain open and to be tested during PC12:

- The maximum sounding rate and the maximum data flow has to be analyzed for both LCN and OCN parts in order to secure the TM integrity.





# CONCERT

*Project Reference* RO-OCN-TN-3802

*Title* Concert In-flight operation report

*Author* A. Herique, JP.Goutail, W.Kofman, S. Zine

*Revision - Date* V14.0 – 13/12/2017

*Page* 33 / 96

- 
- The propagation delay of the command has to be analyzed and test on board for both Rosetta and Philae platform in order to secure Concert synchronization. Especially the random variability of this parameter

The classical ping pong tests are fine (RF, ATTC, long) and will be reproduce during PC12 with the new CDMS SW version.



# CONCERT

Project Reference RO-OCN-TN-3802

Title Concert In-flight operation report

Author A. Herique, JP.Goutail, W.Kofman, S. Zine

Revision - Date V14.0 – 13/12/2017

Page 34 / 96

## 6 PC#9 - 02/09

### 6.1 Data analysis

<b>PC#9</b>	Dates	01/02/09
<b>Orbiter Functional test</b>		
Noise Level (dB)		- 23
GCW		0
Current (mA)		110
OCXO		130
Main Spectral Line (MHz)		93.3
Main Spectral Line (dB)		-3
S/P position (°)		+20/-20°
Temperature Range		6/12
<b>Lander Functional test</b>		
Noise Level (dB)		-21/-22
GCW		0
OCXO		131
Current (mA)		110
Main Spectral Line (MHz)		89
Main Spectral Line (dB)		-3
S/P position (°)		+20/-20
Temperature Range		-20/-7
<b>Ping-pong test</b>		
		19:10
S/P position (°)		+20/-20°
<b>Ping-pong Orbiter signal</b>		
Peak level (dB)		77/78
GCW		21
Current (mA)		95 (205)
OCXO		130
Peak Position		8/9
Temperature Range		4/14
<b>Ping-pong Lander signal</b>		
Peak level (dB)		79/81
GCW		24/25
Current (mA)		114
OCXO		131
Temperature Range		-20/-4



# CONCERT

Project Reference RO-OCN-TN-3802

Title Concert In-flight operation report

Author A. Herique, JP.Goutail, W.Kofman, S. Zine

Revision - Date V14.0 – 13/12/2017

Page 35 / 96


## 6.2 Temperature

	Ocxo	Ocxo	Digi	Digi	Ebox	Ebox
	Start	end	Start	End	Start	end
UFT O	8	11.7	6	9.8	6	7
UFT L	-14	-14	-20.5	-20	-9	-7
PPT (O)	4	14	4	10	4	5
PPT (L)	-14	-11	-20.5	-17	-6	-4

## 6.3 Conclusion

PC 9 is ok, Concert works well.  
We don't have detected problems during this test.

The signal shape and the noise level seem coherent.  
However the Concert power is about 3 dB above the value waited in comparison with the position of the solar panel.



# CONCERT

*Project Reference* RO-OCN-TN-3802

*Title* Concert In-flight operation report

*Author* A. Herique, JP.Goutail, W.Kofman, S. Zine

*Revision - Date* V14.0 – 13/12/2017

*Page* 36 / 96

---

## **7 PC#8 - 07/08**

### **7.1 Main actions**

PC8 comports a large set of Concert test: RF link, Absolute Time Tag commands, OCN Interferences test, long ping pong. Theses operations are essential for the Concert comet operation preparation.

The FOP has been totally rewritten during PC8 preparation. The validation of the new FOP (comet-ready) has to be done during PC8. Some minor timing problem has been detected with nested sequences in May and seems without impact on the CN operations.

The CSA (Consert Synchronization Accuracy) has been implemented and have to be validated during PC8



# CONCERT

Project Reference RO-OCN-TN-3802

Title Concert In-flight operation report

Author A. Herique, JP.Goutail, W.Kofman, S. Zine

Revision - Date V14.0 – 13/12/2017

Page 37 / 96

## 7.1.1 Operation global planning

Step	Date	DOY	Start Time	Duration	End Time	Orbiter Activity	status
	5 July	187	00:00	00:30		OCN UFT	UFTO
	5 July	187	00:30	00:30		Test CRP (Ext AFT O)	CRPO
Step	Date		Start Time	Duration	End Time	Lander Activity	
D1-11	10 July	192	03:45:00	03:30:00	07:15:00	Philae Extended AFT "PC7 version" with CDMS SW 6.0	PAFT1
D1-25	10 July	192	15:45:00	03:30:00	19:15:00	Philae Extended AFT "PC7 version" with CDMS SW 6.98	PAFT2
	10 July	192	19:25:11	00:10:00		Philae AMST update	PUD1
	17 July	199	19:30:00	00:10:00		Time Tagged sequence upload in CDMS	PUD2
D6-21	18 July	200	18:40:00	00:30:00	19:10:00	CONCERT Lander Verification	UFTL
D6-22	18 July	200	19:10:00	00:30:00	19:40:00	CONCERT PingPong Test on Umbilical link	PPT-UL
D6-23	18 July	200	19:40:00	00:30:00	20:10:00	CONCERT PingPong Test with ATTCs	PPT-TT
D6-27	18 July	200	23:10:00	00:50:00	00:00:00	CONCERT Lander Extended UFT	CRPL1
D7-01	19 July	201	00:00:00	02:00:00	02:00:00	CONCERT Orbiter Lander Interference Test with Lander	OIT1
Step	Date		Start Time	Duration	End Time	Orbiter Activity	
	19 July	201	13:40:		14:10	Interferences IC15	OIT2
	19 July	201	23:25		15:50	Interferences IC29 – 39 (3 sequences)	OIT3
	23 July	205	07:30		18:30	Virtis puis Tx/Rx	OIT4
Step	Date		Start Time	Duration	End Time	Lander Activity	
<del>D9-20</del>	<del>20 July</del>		<del>22:00:00</del>	<del>11:00:00</del>	<del>09:00:00</del>	<del>CONCERT Long Test MM RAM</del>	<del>canceled</del>
	01 August	214	03:00:00	00:50:00	04:00:00	CONCERT Lander Extended UFT	CRPL2
D12-02	01 August	214	07:00:00	01:30:00	09:00:00	CONCERT PingPong Test on RF link	PPT-RF
D12-20	01 August	214	18:46:00	03:30:00	22:16:00	ExtAFT "PC8 version" (new ROLIS LFT)	PAFT3
	01 August	214	22:00:00	11:00:00	09:00:00	CONCERT Long Test MM RAM	PPT-LT



# CONCERT

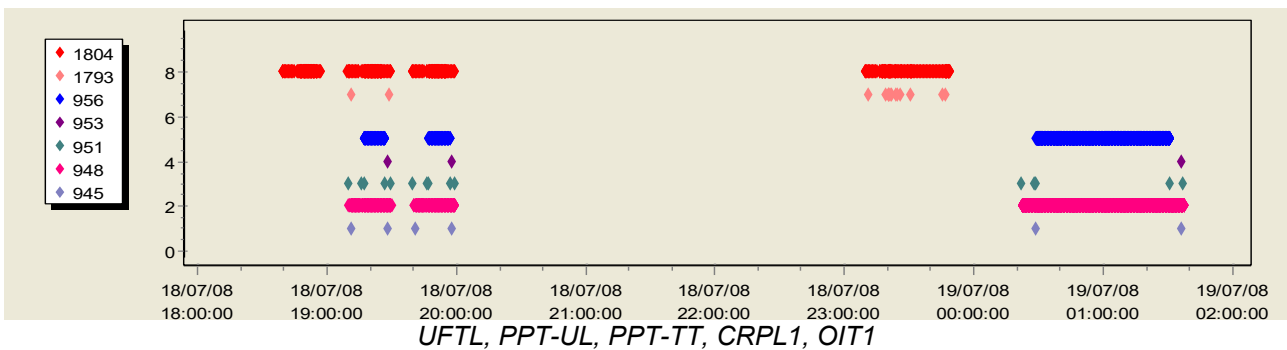

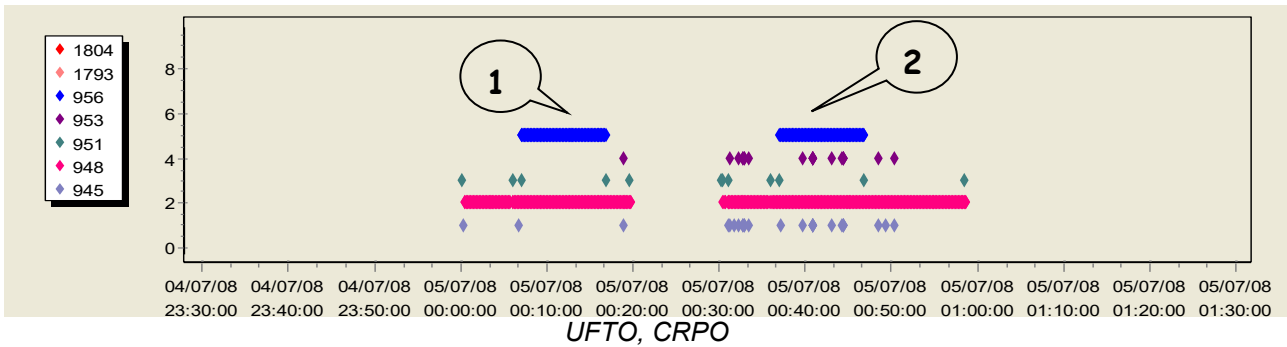
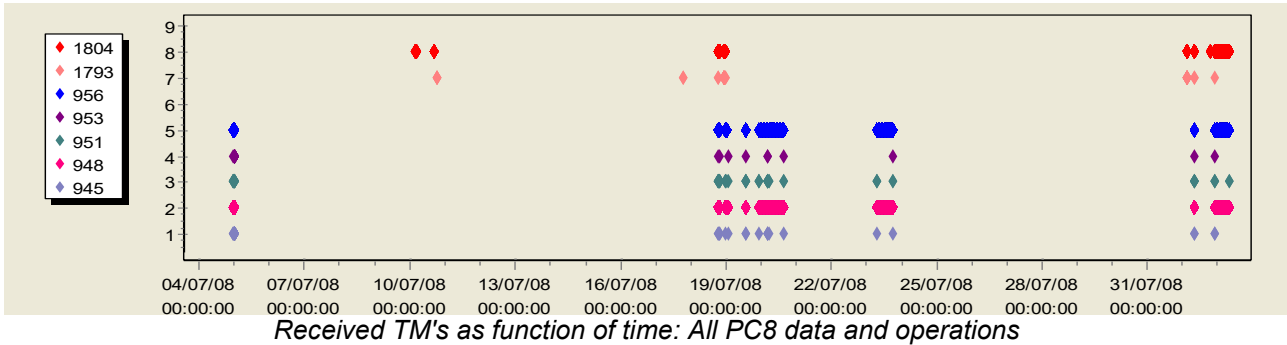
Project Reference RO-OCN-TN-3802

Title Concert In-flight operation report

Author A. Herique, JP.Goutail, W.Kofman, S. Zine

Revision - Date V14.0 – 13/12/2017

Page 38 / 96





# CONCERT

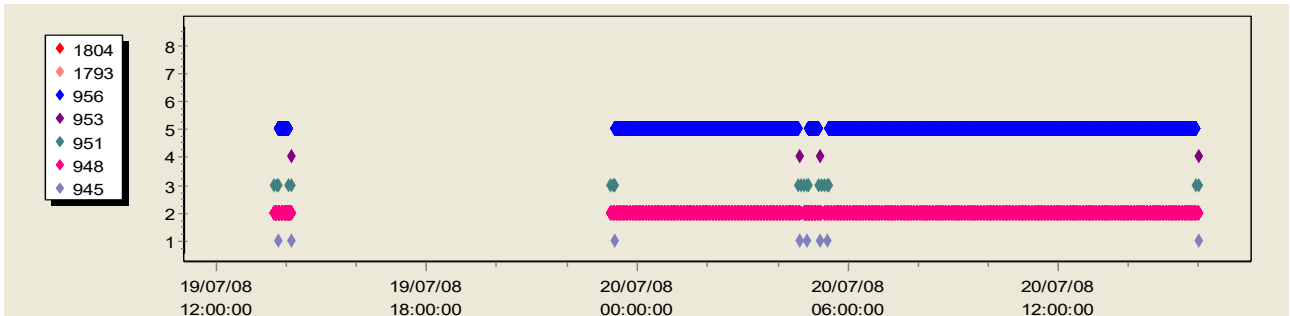
Project Reference RO-OCN-TN-3802

Title Concert In-flight operation report

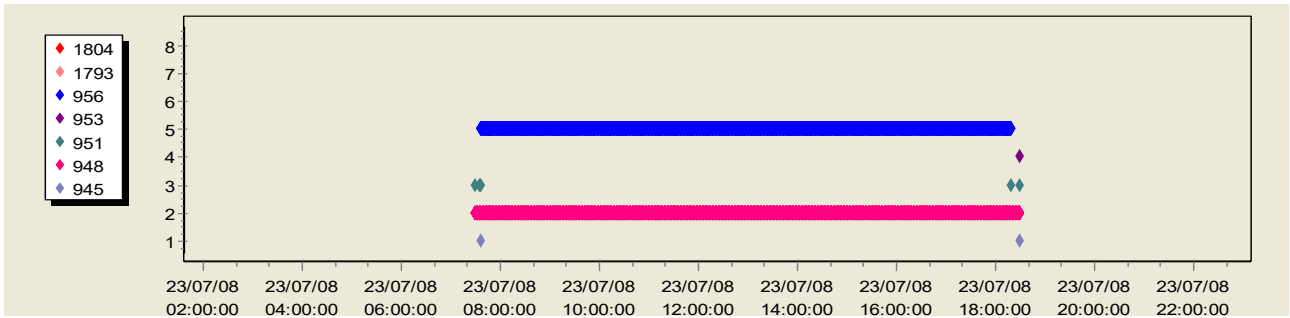
Author A. Herique, JP.Goutail, W.Kofman, S. Zine

Revision - Date V14.0 – 13/12/2017

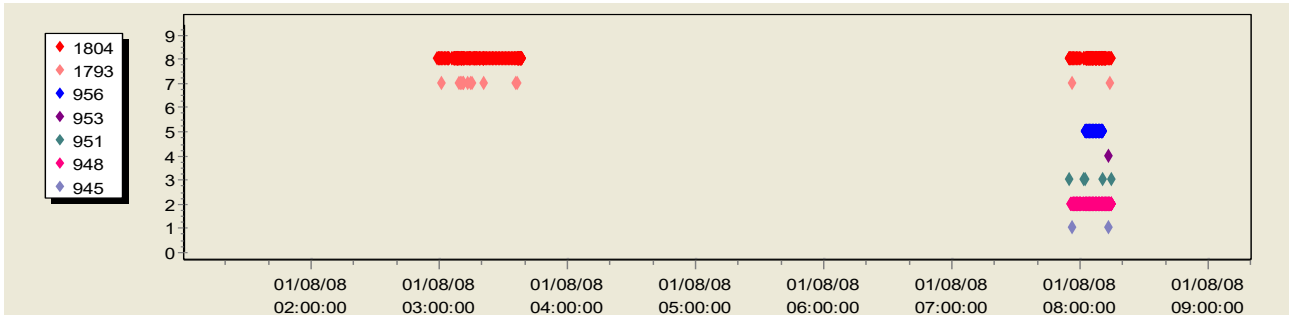
Page 39 / 96



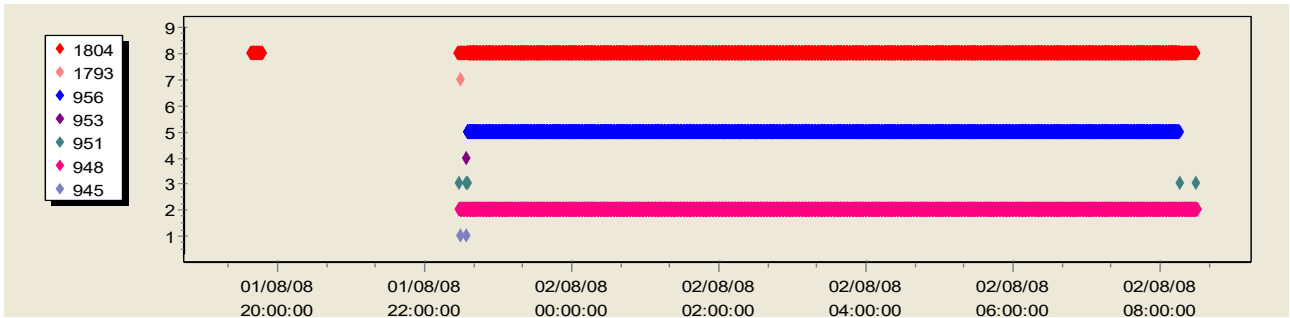
OIT2, OIT3



OIT4



CRPL2, PPT-RF



PAFT3, PPT-LT



# CONCERT

Project Reference RO-OCN-TN-3802

Title Concert In-flight operation report

Author A. Herique, JP.Goutail, W.Kofman, S. Zine

Revision - Date V14.0 – 13/12/2017

Page 40 / 96

## 7.2 Data analysis

### 7.2.1 Performances

<b>PC#8</b>	Dates	25/09/08
<b>Orbiter Functional test</b>		5/07 00:07
Noise Level (dB)		- 23
GCW		0
Current (mA)		100
OCXO		130
Main Spectral Line (MHz)		93.3
Main Spectral Line (dB)		-3
S/P position (°)		+60/-60°
Temperature Range		+6/+9
<b>Lander Functional test</b>		18/7 18:40
Noise Level (dB)		-18.5
GCW		0
OCXO		131
Current (mA)		110
Main Spectral Line (MHz)		87.7
Main Spectral Line (dB)		-3
S/P position (°)		+60/-60
Temperature Range		-9/+1
<b>Ping-pong test</b>		19:10
S/P position (°)		+60/-60°
<b>Ping-pong Orbiter signal</b>		
Peak level (dB)		75
GCW		21
Current (mA)		95 (205)
OCXO		129
Peak Position		5/6
Temperature Range		4/14
<b>Ping-pong Lander signal</b>		
Peak level (dB)		78
GCW		22
Current (mA)		114
OCXO		131
Temperature Range		-6/3





# CONCERT

Project Reference RO-OCN-TN-3802

Title Concert In-flight operation report

Author A. Herique, JP.Goutail, W.Kofman, S. Zine

Revision - Date V14.0 – 13/12/2017

Page 41 / 96

## Temperature

	Ocxo	Ocxo	Digi	Digi	Ebox	Ebox
	Start	end	Start	End	Start	end
UFT O	8	11.7	6	9.8	6	7
CRP O	11.7	17	9.8	13.6	7	8
AFT Philae SW6.0	-30	-20			-28	
AFT Philae SW 6.98	-20	-20			-24	
UFT L	-9	1	-9	-3	-9	-7
PPT (O)	4	14	4	10	4	5
PPT (L)	-6	3	-6	1	-6	-4
PP ATTC (O)	8	13	6	10	5	6
PP ATTC (L)	-1	6	-4	1	-4	-3
CRP L	1.3	5.7	-6	-1	-7	-4
Orb Inter with Philae						



# CONCERT

Project Reference RO-OCN-TN-3802

Title Concert In-flight operation report

Author A. Herique, JP.Goutail, W.Kofman, S. Zine

Revision - Date V14.0 – 13/12/2017

Page 42 / 96

## 7.2.2 Telemetry and data integrity

	TM							OCN	LCN						Status	CSA (s)
	945	948	951	953	956	1804	1793		Sound.	TM	T1	T2	T3	T4		
UFTO	3	233	5(2)	1	120										ok	-26.05
CRPO	23(1)	341	7(1)	19(1)	120										ok	-26,21
PAFT1						40	0		40	39	1	0	0		<b>ok</b>	
PAFT2						40	0		40	39	1	0	0		<b>ok</b>	
PUD1						0	4									
PUD2						0	2									
UFTL						135	0		195	173	2	20	0	100	ok	
PPT-UL	2	224	5(1)	1	120	142	2	120	223	201	2	20	0	100	ok	-2.06
PPT-TT	2	217	5(1)	1	120	140	0	120	214	192	2	20	0	100	ok	-2.09
CRPL1						190	12		457(5)	435(3)	11(1)	10(1)	1	170	Pb	
OIT1	2(1)	2717	5(1)	1	2250			2250							ok	-26.21
OIT2	2(1)	595	5(1)	1	361			361							ok	-26.21
OIT3.1	2(1)	3931	5(1)	1	3795			3795							ok	-26.21
OIT3.2	2(1)	595	5(1)	1	361			361							ok	-26.21
OIT3.3	2(1)	7749	5(1)	1	7605			7605							ok	-26.21
OIT4	3	7998	6	1	7780										ok	-26.21
CRPL2						194			460(2)	436(2)	12	11	1	170	ok	
PPT-RF	2	222	6	1	100	157	2	100	221	195	2	24	0	120	ok	-2.12
PAFT3						40	0		40	39	1	0	0	0	<b>ok</b>	
PPT-LT	2	12412	5(1)	1	12000	12739	1(1)	12000	12399(4)	10001	2	2396(4)	0			-2.06



# CONCERT

Project Reference RO-OCN-TN-3802

Title Concert In-flight operation report

Author A. Herique, JP.Goutail, W.Kofman, S. Zine

Revision - Date V14.0 – 13/12/2017

Page 43 / 96

The number of missing TM is written between parentheses in the table after the number of received TM. For every operation out of visibility, the first event (apid 951) which is emitted before time update is missing due to a wrong time (sometimes the same for the first ACK 945).

For Lander TM Type 3, the number written between parentheses corresponds to corrupted TM with block losses between LCN and CDMS.

The detailed analysis of the TM losses for CRPL 1&2 is done in § 7.3.2.4 and for PPT-LT in § 7.3.5.1.

## 7.2.3 S/P positions

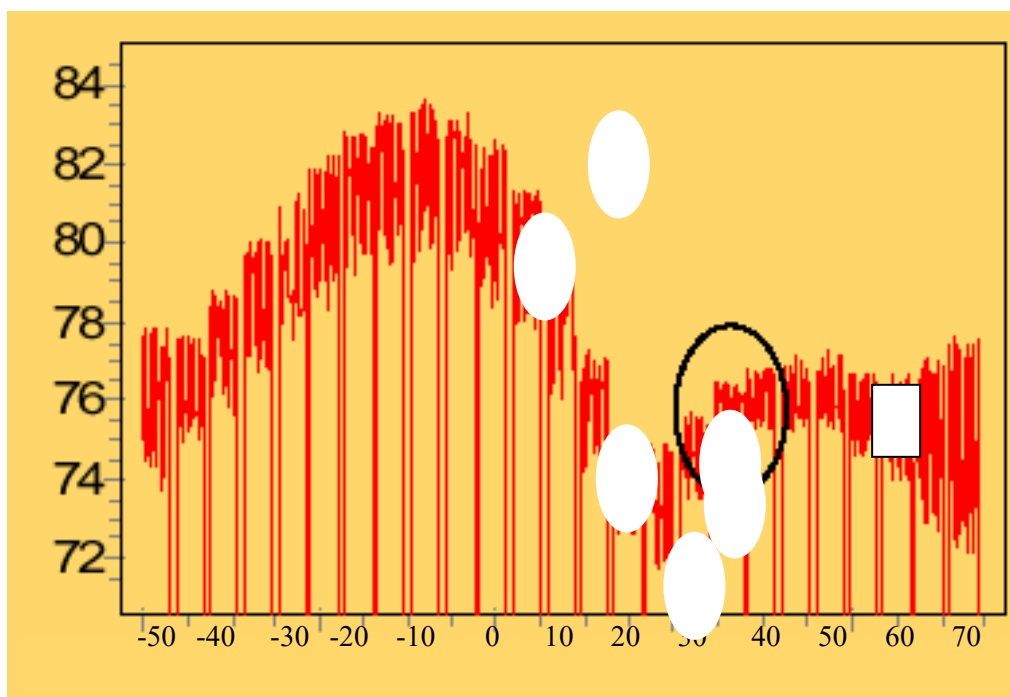


Figure 1: Concert power versus S/P position from -50/50 to +70/70° by 5° steps and power measured during the different PC tests.

## 7.2.4 Conclusions

The data analysis of the test data shows nominal performances and operations for OCN and LCN.

There is no unexpected TM-losses on the orbiter side: some minor modifications in the Fop has to be done in order to avoid some ACK losses before time update.

On the Lander, there is a few losses during long ping pong test using mass memory. These limited losses are acceptable for Concert.



# CONCERT

*Project Reference* RO-OCN-TN-3802

*Title* Concert In-flight operation report

*Author* A. Herique, JP.Goutail, W.Kofman, S. Zine

*Revision - Date* V14.0 – 13/12/2017

*Page* 44 / 96

---

The losses during CRPL have to be investigated in delay.



## 7.3 Specific tests and actions

### 7.3.1 CSA and Time synchronization

#### 7.3.1.1 Introduction to the CSA

The CSA (Consert synchronization accuracy) is a new Consert internal parameter which measure the delay occurred between the turn on of both Consert lander and orbiter parameters. Consert requires a turn on accuracy of +/- 10 seconds. After turn on, both Consert orbiter electronics is tuned and resynchronized on the lander one by an RF carrier. The CSA parameter gives the delay between the end of this resynchronization sequence and the theoretical duration. So, it's the difference between the propagation delay in both lander and orbiter channels:

- A positive CSA corresponds in a larger delay in the Lander channel than in the orbiter one (LCN start late and OCN wait LCN to be synchronized)
- A negative CSA corresponds in a larger delay in the Orbiter Chanel (OCN starts late and is synchronized before the expected date).

#### 7.3.1.2 CSA

Here after are all the values of the CSA measured during PC8.

Jour	Heure	TT offset	CSA (s)	
05/07/2008	00:18:56	0003AADE	-26.2111232	UFTO
05/07/2008	00:32:53	00000000	-420.000563	CRPO
05/07/2008	00:33:32	00000000	-420.000563	CRPO
05/07/2008	00:39:45	0003AADE	-26.2111232	CRPO
05/07/2008	00:40:56	0003AADE	-26.2111232	CRPO
05/07/2008	00:43:13	00000000	-420.000563	CRPO
05/07/2008	00:44:25	00000000	-420.000563	CRPO
18/07/2008	19:28:36	0003E474	-2.0578304	PPT UL
18/07/2008	19:58:26	0003E460	-2.0905984	PPT TT
19/07/2008	01:36:26	0003AADD	-26.2127616	OIT
19/07/2008	14:08:56	0003AADD	-26.2127616	OIT
20/07/2008	04:38:56	0003AADD	-26.2127616	OIT
20/07/2008	05:13:56	0003AADD	-26.2127616	OIT
20/07/2008	15:58:56	0003AADE	-26.2111232	OIT
23/07/2008	18:29:26	0003AADE	-26.2111232	OIT
01/08/2008	08:13:26	0003E44A	-2.1266432	PPT-RF
01/08/2008	22:34:56	0003E475	-2.056192	PPT-LT

This set of values can be analyzed as follow:

- When OCN operate alone (UFTO, CRPO, OIT), the CSA equals -26.21s as observed on the Qualification Model in our lab. This value means 34 seconds between the theoretical LCN start-tuning date and the end of the OCN tuning algorithm in case of no carrier detection.

In this 34 s, OCN wait 21 s (Mission Table parameter) and then starts to tune: the orbiter frequency drifts from the lower frequency to the upper one without carrier detection and



# CONCERT

Project Reference RO-OCN-TN-3802

Title Concert In-flight operation report

Author A. Herique, JP.Goutail, W.Kofman, S. Zine

Revision - Date V14.0 – 13/12/2017

Page 46 / 96

then the tuning stops. This second phase times 13 s (compatible with the 15 s as written in the OCN ADP).

This value is calculated in the OCN referential only and is independent of the OCN turn-on date. It just varies of 1 Tic (1 level in raw value) from run to run.

- When the CSA is dumped before tuning or after time-update, the raw value is 0, corresponding to -420s. (360 s warm-up before LCN tuning + 60 s LCN Tuning)

- When OCN and LCN are operating together, the value is about -2.1 seconds as observed during PPT UL, TT, RF and LT.

These -2 seconds correspond in OCN stating 2 seconds AFTER LCN and could corresponds in a propagation delay inside the orbiter power unit.

### 7.3.1.3 PPT-UL (umbilical link)

The time correlation is 36 second during operation.

The CSA is -2.06 s

	APID	#	Times				
			CN	OBT	Zoulou	Stack	Equiv. T0
<b>OCN</b>							
TC OBCP ON						19:10:05	19:10:10
TM Ping	951	2		19:10:19	19:10:55	19:10:50	n.a.
First OCN HK	948	1	00:01:00	19:10:37	19:11:13		19:10:13
MT ACK	945	1		19:11:24	19:12:00	19:12:00	19:10:10
<b>LCN</b>							
TC Swith ON						19:10:10	19:10:10
State vector change	1719	1953		19:09:34	19:10:10	19:10:10	19:10:10
First LCN HK	1804	136	00:00:14	19:09:49	19:10:25		19:10:10
ESS MT ACK	1793	3		19:11:32	19:12:08		
MT ACK	1804	143	00:01:59	19:11:34	19:12:10	19:12:10	19:10:11

### The mission Time line:

ZDMX0041	Define Nom/Red branch for CONCERT	ACNS320A	08.199.08.47.52	08.200.19.10.00.000
ZSKA8021	<b>START CONCERT ON OBCP</b>	ACNS960A	08.199.08.47.52	08.200.19.10.05.000
ZLC90003	<b>Swith ON CONCERT</b>	ACNS320A	08.199.08.47.55	08.200.19.10.10.000
ZCN19201	Mission Table Update	ACNS320A	08.199.08.47.55	08.200.19.12.00.000
ZLN00112	CONCERT TC	ACNS320A	08.199.08.47.58	08.200.19.12.10.000
ZDM10164	Remove APID from Packets Store Def	ACNS242A	08.199.08.47.58	08.200.19.29.10.000
ZDM10163	Add APID to Packets Store Definition	ACNS242A	08.199.08.47.58	08.200.19.29.11.000
ZCN00605	Dump Memory	ACNS242A	08.199.08.47.58	08.200.19.29.12.000
ZDM10164	Remove APID from Packets Store Def	ACNS242A	08.199.08.47.58	08.200.19.29.22.000
ZDM10163	Add APID to Packets Store Definition	ACNS242A	08.199.08.48.02	08.200.19.29.23.000
ZLN00112	CONCERT TC	ALNS143A	08.199.08.48.02	08.200.19.29.33.000
ZSKA8022	START CONCERT OFF OBCP	ACNS980A	08.199.08.48.02	08.200.19.30.33.000
ZLC90000	Lander to Normal Mode	ACNS320A	08.199.08.48.05	08.200.19.30.43.000

For OCN, with this classical pingpong, we observe a delay of 3 seconds in the turn on. This delay is measured with an accuracy of 1 second and is coherent with the CSA = -2.06s.

From the Mission Table Update ACK, we observe no delay in the timeline execution. The mission table update is sent at 19:12:00 as planned.



# CONSERT

Project Reference RO-OCN-TN-3802

Title Consert In-flight operation report

Author A. Herique, JP.Goutail, W.Kofman, S. Zine

Revision - Date V14.0 – 13/12/2017

Page 47 / 96

The delay observed could come from the OBCP execution due to the fact that the "connection test request" nested at the end of the Consert ON OBCP arrives with a 6 second delay (The sum of all the delay written in the OBCP is 45s).

**So observed delay is apparently due to the OBCP execution or may be to the propagation delay in the DPU of the orbiter.**

During the PC8 preparation and the new fop validation on the Rosetta eqm, we have noted a similar delay of 8 seconds in the turn on.

For LCN, we observe no delay, by regards to the 1s accuracy of the time estimation from TM/TC. The scheduling is right and LCN is turn on at 19:10:10 as expected.

The MT ACK from ESS is 2 seconds before the expected date form the time line. This unexpected time has to be explain and can come from a poor time quality on board of the ESS. We don't observe the same shift between the execution time and acknowledgment time of the LCN memory dump TC @ 19:29:33.

The MT table ACK from LCN seems indicating a delay of 1 second in the turn on but we are at the limit of the time estimation accuracy.

### 7.3.1.4 PPT-TT (absolute time tag commands)

The time correlation is 36 second during operation.

The CSA is -2.09 s

	APID	#	Times				
			CN	OBT	Zoulou	Stack	Equiv. T0
<b>OCN</b>							
TC OBCP ON						19:40:05	19:40:10
TM Ping	951	2		19:40:20	19:40:56	19:40:50	n.a.
First OCN HK	948	1	00:01:00	19:40:37	19:41:13		19:40:13
MT ACK	945	1		19:41:24	19:42:00	19:42:00	19:40:10
<b>LCN</b>							
TC Swith ON						19:40:10	19:40:10
State vector change	1719	1967		19:39:34	19:40:10	19:40:10	19:40:10
First LCN HK	1804	278	00:00:14	19:39:49	19:40:25		19:40:10
MT ACK	1804	285	00:01:48	19:41:23	19:41:59	19:41:59	19:40:11

### The mission Time line:

ZSKA8021	START CONSERT ON OBCP	ACNS960A	08.199.08.48.05	08.200.19.40.05.000
ZCN19201	Mission Table Update	ACNS260A	08.199.08.48.08	08.200.19.42.00.000
ZDM10164	Remove APID from Packets Store Def	ACNS242A	08.199.08.48.08	08.200.19.59.00.000
ZDM10163	Add APID to Packets Store Definition	ACNS242A	08.199.08.48.08	08.200.19.59.01.000
ZCN00605	Dump Memory	ACNS242A	08.199.08.48.08	08.200.19.59.02.000
ZDM10164	Remove APID from Packets Store Def	ACNS242A	08.199.08.48.10	08.200.19.59.12.000
ZDM10163	Add APID to Packets Store Definition	ACNS242A	08.199.08.48.10	08.200.19.59.13.000

The OCN timing is similar to the one observed in the previous test with the -2 seconds delay.



# CONCERT

Project Reference RO-OCN-TN-3802

Title Concert In-flight operation report

Author A. Herique, JP.Goutail, W.Kofman, S. Zine

Revision - Date V14.0 – 13/12/2017

Page 48 / 96

The LCN operations are fine with a turn on at the due date and the Mission table update at 19:41:23. This date corresponds in the date planned in the TC. So, the Mission Table update is correctly executed at the due date

**The absolute Time tagged test is perfectly compliant. The large CSA could indicate a lower propagation delay for the Philae channel: Philae scheduling is faster than Rosetta scheduling + umbilical transmission + CDMS execution.**

### 7.3.1.5 PPT-RF (RF link test)

The time correlation is 36 second during operation.

The CSA is -2.12 s

	APID	#	Times					
			CN	OBT	Zoulou	Stack	Equiv. TO	
<b>OCN</b>								
TC OBCP ON						07:55:05	07:55:10	
TM Ping	951	2		07:55:20	07:55:56	07:55:50		
First OCN HK	948	1	00:01:00	07:55:37	07:56:13		07:55:13	
MT ACK	945	1		07:56:24	07:57:00	07:57:00	07:55:10	
<b>LCN</b>								
TC Swith ON						07:55:10	07:55:10	
State vector change	1719	2436		07:54:34	07:55:10	07:55:10	07:55:10	
First LCN HK	1804	195	00:00:14	07:54:48	07:55:24		07:55:09	
MT ACK	1804	202	00:01:59	07:56:33	07:57:09	07:57:10	07:55:10	

The mission Time line:

```

ZESF0014 TCLDRPickUp AESF004B 08.203.09.21.28 08.214.07.44.00.000
ZLC80007 Fast CDMS/PSS HK AESF004B 08.203.09.21.31 08.214.07.46.00.000
ZDMX0041 Define Nom/Red branch for CONCERT ACNS420A 08.203.09.21.31 08.214.07.55.00.000
ZSKA8021 START CONCERT ON OBCP ACNS960A 08.203.09.21.31 08.214.07.55.05.000
ZLC19265 Executing an AMST ACNS420A 08.203.09.21.34 08.214.07.55.10.000
ZCN19201 Mission Table Update ACNS420A 08.203.09.21.34 08.214.07.57.00.000
ZLN00112 CONCERT TC ACNS420A 08.203.09.21.37 08.214.07.57.10.000
ZDM10164 Remove APID from Packets Store Def ACNS242A 08.203.09.21.37 08.214.08.14.00.000
ZDM10163 Add APID to Packets Store Definition ACNS242A 08.203.09.21.37 08.214.08.14.01.000
ZCN00605 Dump Memory ACNS242A 08.203.09.21.37 08.214.08.14.02.000
ZDM10164 Remove APID from Packets Store Def ACNS242A 08.203.09.21.37 08.214.08.14.12.000
ZDM10163 Add APID to Packets Store Definition ACNS242A 08.203.09.21.40 08.214.08.14.13.000
ZLN00112 CONCERT TC ALNS143A 08.203.09.21.40 08.214.08.14.23.000
ZSKA8022 START CONCERT OFF OBCP ACNS980A 08.203.09.21.40 08.214.08.15.23.000
ZLC90000 Lander to Normal Mode ACNS420B 08.203.09.21.43 08.214.08.15.33.000
ZDM10122 SSMM-Stop Retrieval from a File ADMF160F 08.214.08.00.00 08.214.08.15.49.222
ZDM10121 SSMM-Read Pckt Store Cont for Pckt RangeADMF160E 08.214.08.00.01 08.214.08.15.50.302

```

The OCN operations present the -2 second delay.

**The LCN operations are fine with good synchronization. The small increase of the CSA is unexpected if significant.**





# CONCERT

Project Reference RO-OCN-TN-3802

Title Concert In-flight operation report

Author A. Herique, JP.Goutail, W.Kofman, S. Zine

Revision - Date V14.0 – 13/12/2017

Page 49 / 96

## 7.3.1.6 Other OCN operations

In the following table comparing the observed time and the expected time of the first OCN HK for all the operations, one can observe a systematic delay of 2~3 second. On Board Time of the first OCN HK's for all the operations

		OBT	Zoulou	Expected
UFTO	05/07/08	00:00:32	00:01:08	00:00:05
CRPO	05/07/08	00:30:32	00:31:08	00:31:05
PPT-UL	18/07/08	19:10:37	19:11:13	19:11:10
PPT-TT	18/07/08	19:40:37	19:41:13	19:41:10
OIT1	19/07/08	00:22:32	00:23:08	00:23:05
OIT2	19/07/08	13:40:32	13:41:08	13:41:05
OIT3	19/07/08	23:15:32	23:16:08	23:16:05
OIT3	20/07/08	04:45:32	04:46:08	04:46:05
OIT3	20/07/08	05:20:32	05:21:08	05:21:05
OIT4	23/07/08	07:30:32	07:31:08	07:31:05
PPT-RF	01/08/08	07:55:37	07:56:13	07:56:10
PPT-LT	01/08/08	22:28:37	22:29:13	22:29:10

The following table shows the response to the connectivity test included in the OBCP.

One can see an additional delay of 5-6 second for execution of the "connectivity test" by the OBCP (by comparison to the internal delay included in the OBCP). That allows us to attribute the observed delay of the turn-on to the OBCP manager.

		OBT	Zoulou	Expected
UFTO	05/07/08	00:00:15	00:00:51	00:00:45
CRPO	05/07/08	00:30:15	00:30:51	00:30:45
PPT-UL	18/07/08	19:10:19	19:10:55	19:10:50
PPT-TT	18/07/08	19:40:20	19:40:56	19:40:50
OIT1	19/07/08	00:22:15	00:22:51	00:22:45
OIT2	19/07/08	13:40:15	13:40:51	13:40:45
OIT3	19/07/08	23:15:14	23:15:50	23:15:45
OIT3	20/07/08	04:45:15	04:45:51	04:45:45
OIT3	20/07/08	05:20:15	05:20:51	05:20:45
OIT4	23/07/08	07:30:15	07:30:51	07:30:45
PPT-RF	01/08/08	07:55:20	07:55:56	07:55:50
PPT-LT	01/08/08	22:28:20	22:28:56	22:28:50

## 7.3.1.7 Conclusions

The Lander synchronization is fine during all the operation including Time Tagged commands and RF link.

The Orbiter operation shows a delay of 2~3 seconds. This delay seems stable and may be attributed to the OBCP management. Further investigations or tests have to secure this point. Test with ACNS950 has to be done to clarify (Consert on with direct TC) this point.



# CONCERT

Project Reference RO-OCN-TN-3802

Title Consert In-flight operation report

Author A. Herique, JP.Goutail, W.Kofman, S. Zine

Revision - Date V14.0 – 13/12/2017

Page 50 / 96

The CSA is an efficient parameter to estimate the synchronization accuracy and has to be used in routine.

The timing deduced from the ESS ACK has to be clarified.

## 7.3.2 New FOP

### 7.3.2.1 ACNS300 (UFTO)

The ping included in the ACNS300 @ 00:00:30 is redundant with the one included in the OBCP. This "connectivity test" is done before the time update and so generates a response with a wrong timing. This TC has to be removed from ACNS300 and some timing has to be modified.

### 7.3.2.2 ACNS301 (CRPO)

A preliminary analysis shows this test is successful for ACNS301 and the nested sequences. Some timing modifications have to be done taking into account the nested sequences in order to clarify the scheduling and simplify the data analysis.

The analysis has to be completed in order to extract a procedure useful for instrument validation.

### 7.3.2.3 ALNS310 (UFTL)

Ok (no modifications for PC8)

### 7.3.2.4 ALNS311 (CRPL)

The first test of the ALNS311 (18 July) presented some TM corruption between LCN and the CDMS. These lacks are directly related to the Consert type 2 TM and some hypotheses about reasons have been proposed. The replay of this test (CRPL2 – 1/8/9) has partially answered to the open questions.

In CRPL1, 1 TM type 3 is corrupted (12 block missing) & 1 TM type 2 is missing (APID 1084 #463) and three times 1 TM type 1 is missing (APID 1804 # 478, 525 & 579)

In CRPL2, we observe 2 TM losses. For each it is a TM type 1 happened just before a TM type 2 (but not located in the 3° position as previously observed during CRPL1). CDMS causes and LCN causes can be envisaged. Losses are directly correlated to the TC reception or ACK. We have to analyze this in more detail, in particular to see if the TM losses observed during commissioning were also related to TC and ACK.

To conclude this paragraph, This NCR is not critical for CNOT. Consert can be operated without inconveniences. **Nevertheless, it is important for us to understand and to secure this problem.**

The CRP has to be modified in order to exclude this kind of losses. From a philosophical point of view, we can't imagine a CRP with its own foreseen errors...



# CONCERT

Project Reference RO-OCN-TN-3802

Title Concert In-flight operation report

Author A. Herique, JP.Goutail, W.Kofman, S. Zine

Revision - Date V14.0 – 13/12/2017

Page 51 / 96

## 7.3.2.5 ALNS320 (PPT-UL)

Ok

No Ack for the memory check by OBCP.

## 7.3.2.6 ALNS400 (OIT1 to 4)

Ok

Minor timing modification TDB for Mission Table update

## 7.3.2.7 ALNS410

To be tested

## 7.3.2.8 ALNS420 (PPT-RF, PPT-LT)

Ok

## 7.3.2.9 Conclusion

The following individual sequences have been successfully tested during PC8 as nested or individual sequences:

ALNS100, ALNS131, ALNS132, ALNS133, ALNS141, ALNS143

ACNS201, ACNS210, ACNS220, ACNS230, ACNS240, ACNS241, ACNS242, ACNS250

ALNS900, ACNS960 ACNS980

The following sequences haven't been tested during PC8:

ACNS200 (direct TC)

ACNS260 (Mission Table update)

ACNS950 (On by TC)

ACNS970 (Off by TC)

ALNS410 has to be tested

All the tested sequences are fine. Minor modifications have to be done in order to take into account timing of the nested sequences.

Some TC's have to be delay (minimum 1 minute after OCN on) in order to avoid ACK without valid dating.

User Manuel has to be updated in order to include a description of the typical data set for the new FOP, especially for the CRP's.

## 7.3.3 *Lander AFT with new CDMS SW*

### 7.3.3.1 AFT SW 6.0 (10 July 08)

LCN is on @ 10/07/09 04:34:28 for 10 minutes

40 TM blocks received without losses

The Dump before turn of is ok

The LCN external temperature is around -28°



# CONSERT

Project Reference RO-OCN-TN-3802

Title Consert In-flight operation report

Author A. Herique, JP.Goutail, W.Kofman, S. Zine

Revision - Date V14.0 – 13/12/2017

Page 52 / 96

The LCN internal temperature increases from  $-30^{\circ}$  to  $-20$  during operations.

### 7.3.3.2 AFT SW 6.98 (10 July 08)

LCN is on @ 10/07/09 16:39:30 for 10 minutes

40 TM blocks received without losses

The Dump before turn of is ok

The LCN external temperature is around  $-24^{\circ}$

The LCN internal temperature around  $-20^{\circ}$

### 7.3.3.3 AFT SW 6.98 (1 August 08)

LCN is on @ 01/08/09 19:38:30 for 10 minutes

40 TM blocks received without losses

The Dump before turn of is ok

The LCN external temperature is around  $-5^{\circ}$

The LCN internal temperature around  $0^{\circ}$

### 7.3.3.4 Other telemetry

A corrupted TM from TCU (APID 1780) has given a corrupted temperature for LCN Ebox 10/07/09 @ 9:00. It is the last TM 1780 before the shift to the nominal 1588.

For LN ACK (apid 1793) are emitted by ESS @ 19:24 corresponding in the update of the AMST.

ZLN00112	CONSERT	TC	ALNS100A	08.184.09.52.25	08.192.19.25.11.000
PLND0006CONS	TC	DescriptorWrdCnt	Raw	Hex	5
PLND0009CONS	TC	UsrCmdWrdCnt	Raw	Hex	A
PLNG0002CONSERT	TC	Parameter 2	Raw	Hex	35000001
PLNG0003CONSERT	TC	Parameter 3	Raw	Hex	F00
PLNG0004CONSERT	TC	Parameter 4	Raw	Hex	670301
PLNG0005CONSERT	TC	Parameter 5	Raw	Hex	35A4F
PLNG0006CONSERT	TC	Parameter 6	Raw	Hex	8F0D
PLNG0007CONSERT	TC	Parameter 7	Raw	Hex	BCD0064
PLNG0008CONSERT	TC	Parameter 8	Raw	Hex	83050000
PLNG0009CONSERT	TC	Parameter 9	Raw	Hex	1F000000
ZLN00112	CONSERT	TC	ALNS100A	08.184.09.52.28	08.192.19.25.12.000
PLND0006CONS	TC	DescriptorWrdCnt	Raw	Hex	5
PLND0009CONS	TC	UsrCmdWrdCnt	Raw	Hex	2
PLNG0002CONSERT	TC	Parameter 2	Raw	Hex	3500000B
PLNG0003CONSERT	TC	Parameter 3	Raw	Hex	83E0
PLNG0004CONSERT	TC	Parameter 4	Raw	Hex	670440
PLNG0005CONSERT	TC	Parameter 5	Raw	Hex	C1A0000
ZLN00112	CONSERT	TC	ALNS100A	08.184.09.52.28	08.192.19.25.13.000
PLND0006CONS	TC	DescriptorWrdCnt	Raw	Hex	5
PLND0009CONS	TC	UsrCmdWrdCnt	Raw	Hex	2
PLNG0002CONSERT	TC	Parameter 2	Raw	Hex	1500000B
PLNG0003CONSERT	TC	Parameter 3	Raw	Hex	4600
PLNG0004CONSERT	TC	Parameter 4	Raw	Hex	2A0000
ZLN00112	CONSERT	TC	ALNS100A	08.184.09.52.31	08.192.19.25.14.000
PLND0006CONS	TC	DescriptorWrdCnt	Raw	Hex	5
PLND0009CONS	TC	UsrCmdWrdCnt	Raw	Hex	2
PLNG0002CONSERT	TC	Parameter 2	Raw	Hex	1500000B
PLNG0003CONSERT	TC	Parameter 3	Raw	Hex	F00
PLNG0004CONSERT	TC	Parameter 4	Raw	Hex	1F80440
PLNG0005CONSERT	TC	Parameter 5	Raw	Hex	C1A0000



# CONCERT

Project Reference RO-OCN-TN-3802

Title Concert In-flight operation report

Author A. Herique, JP.Goutail, W.Kofman, S. Zine

Revision - Date V14.0 – 13/12/2017

Page 53 / 96

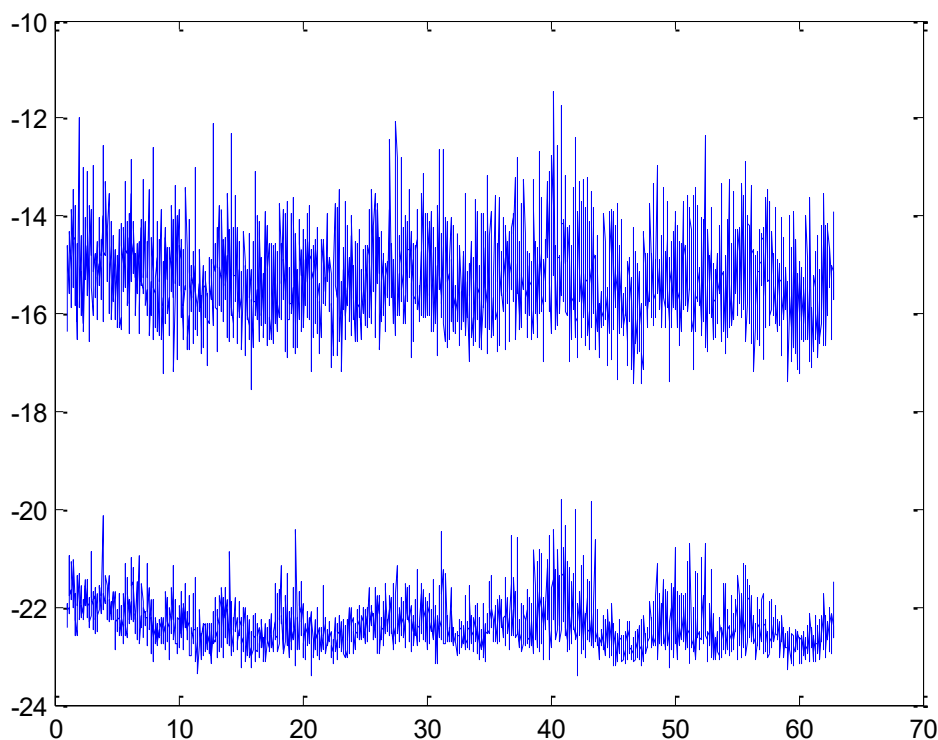
## 7.3.3.5 Conclusion

Concert AFT is OK

## 7.3.4 *Interferences*

The result of the interference test will be done in a separate report.

For the OCN versus ESS test, the data shows a limited increase of the noise of about 2dB. This increase is similar for both modes: link requested and link established.



19/07/2008 interference with TxRxESS de LZ 00h29 a 1h42 observed noise level. The lower plot is the average noise and upper one is the instantaneous noise.

## 7.3.5 *Long ping pong test*

### 7.3.5.1 TM integrity

The PPT-LT was done using the mass memory of the Lander. During this test we observe 4 TM type 3 corruptions where some block are lost before the writing of the TM by the CDMS. In other words, there is a discontinuity in the LCN block and no discontinuity in the APID 1804 numbering.



# CONCERT

Project Reference RO-OCN-TN-3802

Title Consert In-flight operation report

Author A. Herique, JP.Goutail, W.Kofman, S. Zine

Revision - Date V14.0 – 13/12/2017

Page 54 / 96

This losses don't correspond in "zero padding" as observed during PC6. There are no discontinuities in the APID1804 TM.

The corruptions are:

- APID 1804 # 1231 – LCN TM #883 : 8 blocks missing
- APID 1804 # 1314 – LCN TM #963 : 4 blocks missing
- APID 1804 # 7249 – LCN TM #6617 : 11 blocks missing
- APID 1804 # 7331 – LCN TM #6697 : 8 blocks missing

In all cases, the missing blocks are apparently located at the end of the TM type 3 and the block before are not corrupted.

One can remark that the first and the second corruption are separated by 80 LCN block = 3 minutes and 53 seconds. It is the same for the third and the fourth corruptions.

**As it is explain in the data TM integrity analysis, these few corruptions are acceptable for Consert.**

## 7.3.5.2 Clock synchronisation

Form this test, we extract the time stamped by the CDMS on the LCN TM in order to compare CDMS clock to LCN clock. This calculation is done for the soundings which are in fourth positions in the APID 1804 TM. Only these soundings are processed at OCN level.

During this operation, OCN SCET time is updated every hour: 23:28, 00:28, etc...  
The CDMS time is not updated between 22:36 up to 8:00.

### 7.3.5.2.1 OCN

The following figure shows the difference between OCN SCET and OCN time in TIC: in blue the raw measurement and in pink the average over 10 minutes. The second figure shows the averaged difference full scale.

Between two time-updates, this both SCET and TIC time are from the clock: the OCN USO. The difference has to be constant over one hour: the observed oscillation comes from the OCN S/W management of the SCET: the SCET is calculated from TIS time and a delay calculated during the time-update sequence and the SCET is store in the microcontroller memory to be used when a TM is written. The OCN on board SW refreshed this memory and recalculates this value every 200 ms typically ( $\sigma=50$  ms for an expected value of 57 ms).

So the error on the OCN SCET is random between 0 to 200 ms and this fluctuation disappeared on averaged delays.

From the whole experiment, the delay changes from time-update to time update. One can observe no variations on the averaged values. The standard variation of the value is lower than the expected one in case of no-clock drift ( $\sigma=3$  ms for 6 ms expected ).



# CONCERT

Project Reference RO-OCN-TN-3802

Title Concert In-flight operation report

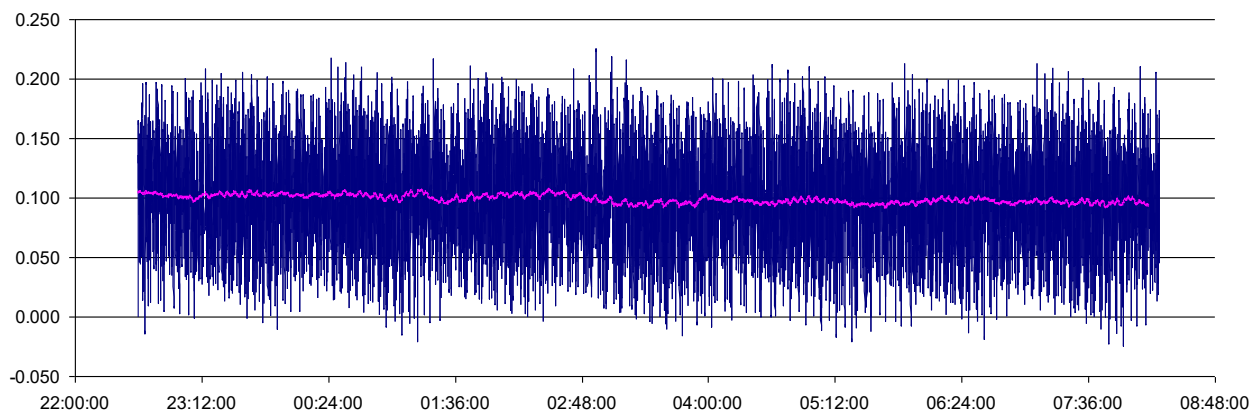
Author A. Herique, JP.Goutail, W.Kofman, S. Zine

Revision - Date V14.0 – 13/12/2017

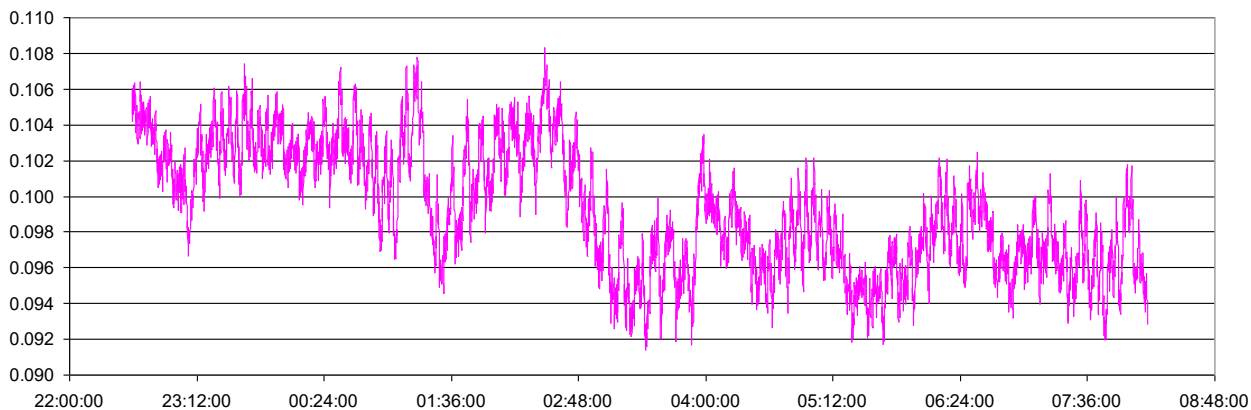
Page 55 / 96

In conclusion, there is no drift observed between the Rosetta USO and OCN USO with an accuracy of 10 ms over 10 hours. Considering the Rosetta USO as a perfect reference at this scale, the OCN USO is 10 MHz with an accuracy of  $\sim 3 \cdot 10^{-7}$ . This accuracy corresponds to the typical accuracy of the command and to the typical thermal variation. There is no aging detected on the OCN USO. This conclusion is significantly better than the aging expected the manufacturer specifications.

OCN scet - OCN TIC



OCN scet - OCN TIC



### 7.3.5.2.2 LCN

The following figure shows the difference between the CDMS SCET and the LCN TIC (blue raw data, pink averaged data over 10 minutes). For the Lander, the SCET is managed by the CDMS and there is no absolute timing on board of our experiment.

During the 10 hours, the ping pong test is successful, that means the OCN/LCN synchronisation with an accuracy of a few 10ms. **From the previous paragraph we can conclude, there is no aging on the LCN USO and the LCN USO can be considered as a 10 MHz reference with accuracy better than  $10^{-6}$ .**



# CONCERT

Project Reference RO-OCN-TN-3802

Title Concert In-flight operation report

Author A. Herique, JP.Goutail, W.Kofman, S. Zine

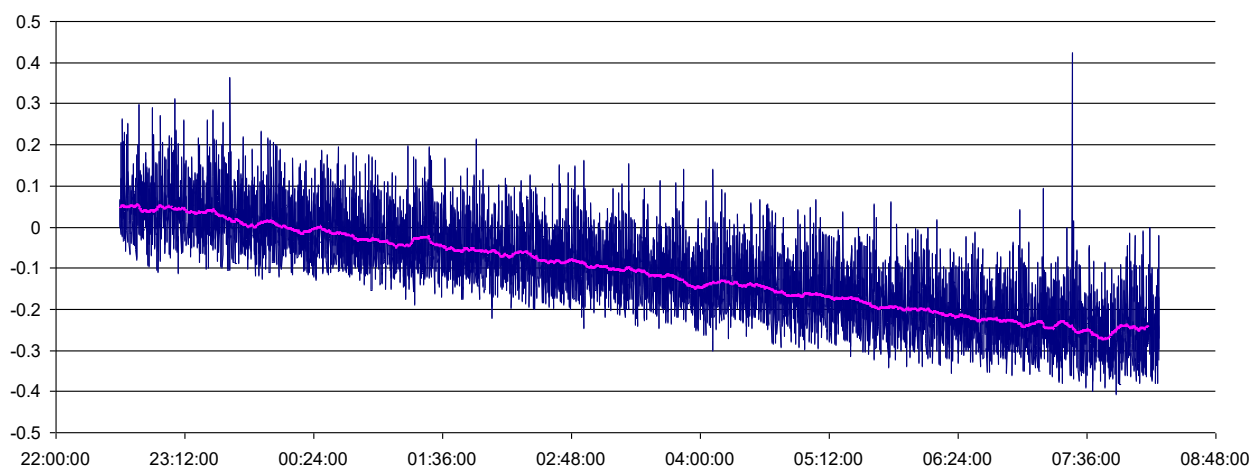
Revision - Date V14.0 – 13/12/2017

Page 56 / 96

During 10 hours, we observe a random and fast delay-variation up to 200-300ms. This variation can be explained by the asynchronous protocol to transfer data from LCN to CDMS. The peak at 7:27:33 could be due to a specific CDMS overload.

In the same time, we note a global drift from 0.3 seconds over 10 hours. This drift can perhaps correspond to a frequency shift of the Philae main clock of about  $\sim 10^{-5}$ .

At 8:00, Philae restart transmission with Rosetta s/c and so the Philae time is updated. At this moment, we expected a reset to zero of the delay: it is not the case and we observe a 200ms remaining shift. This point can be due to the accuracy of the Philae resynchronization.



### 7.3.5.3 Conclusion

This test is compliant in an operational point of view: Concert synchronization, memory management, etc...

This test has to be replay for other Mission Table parameters (delta Tic, and duration) in order to validate the whole operational domain of Concert.

Some TM losses are observed between LCN / CDMS. This point has to be investigated  
The estimation of the USO aging gives perfect result (better than OCXO specifications)

## 7.4 Conclusions

PC8 is successful for Concert:

- Our instrument is operational and the performances are nominal.
- There are limited TM losses between LCN and CDMS.
- The new FOP is operational, some minor correction are required in the timing.
- CSA is an operational parameter of the greatest interest in order to secure / validate Concert operations.
- Interference test has provided data of interest closing some doors and opening a lot of other doors...
- The estimation of the OCXO aging is good





# CONCERT

Project Reference RO-OCN-TN-3802

Title Concert In-flight operation report

Author A. Herique, JP.Goutail, W.Kofman, S. Zine

Revision - Date V14.0 – 13/12/2017

Page 57 / 96

## 8 PC#7 - 01/08 – OCN only

### 8.1 Main actions

During UFTO the Ocxo is commanded at the frequency 130 after tuning in order to measure the noise in than band used for ping pong operations

test	Day	Day	Start	End	Status
UFT orbiter	7	07/01/08	7H31	7H51	Ok

### 8.2 Data analysis

Performances

PC#7	Dates
	07/01/08
<b>Orbiter Functional test</b>	07H31
Noise Level (dB)	-23
GCW	0
Current (mA)	90
OCXO	130
Main Spectral Line (MHz)	93.3
Main Spectral Line (dB)	-2
S/P position (°)	+35/-35
Temperature Range	11/13

Temperature

	Ocxo	Ocxo	Digi	Digi	Ebox	Ebox
	Start	end	Start	End	Start	end
Orbiter Functional test	xx	xx	xx	xx	11	13

### 8.3 Conclusion

Due to the fact of no Lander operation (ESS thermal problems) only the Orbiter Functional test has been run.

Consert orbiter works correctly.



# CONCERT

Project Reference RO-OCN-TN-3802

Title Concert In-flight operation report

Author A. Herique, JP.Goutail, W.Kofman, S. Zine

Revision - Date V14.0 – 13/12/2017

Page 58 / 96

## 9 PC#6 - 09/07

### 9.1 Main actions

- Modification of the Concert Orbiter Event List: fusion of the Concert\_on and Concert\_Start event
- Modification of the Concert off procedure (FCP) in order to remove the delay at the beginning of the procedure.

test	Day	Day	Start	End	Status
Interference test	256	13/9/7	5h30	18h31	Ok
UFT orbiter	264	21/9/7	23h	23h30	Ok
Absolute Time Tag Command	268	25/9/7	5h30	6h	Not Ok
Classical Ping Pong	268	25/9/7	6h00	6h30	Ok
UFT Lander	268	25/9/7	6h30	7h00	Ok
Long Term drift	268	25/9/7	7h	15h30	Ok
Lander ext AFT	267	24/9/7	8h50		
Lander ext AFT 2	272	29/9/7	21h40		



# CONCERT

Project Reference RO-OCN-TN-3802

Title Concert In-flight operation report

Author A. Herique, JP.Goutail, W.Kofman, S. Zine

Revision - Date V14.0 – 13/12/2017

Page 59 / 96

## 9.2 Data analysis

### 9.2.1 Performances

<b>PC#6</b>	Dates	25/09/07
<b>Orbiter Functional test 1</b>	05H37	
Noise Level (dB)	-23	
GCW	0	
Current (mA)	94	
OCXO	222	
Main Spectral Line (MHz)	93.3	
Main Spectral Line (dB)	-2	
S/P position (°)	+30/-30	
Temperature Range	6/13	
<b>Lander Functional test</b>		
Noise Level (dB)	-22	
GCW	0	
OCXO	128	
Current (mA)	120	
Main Spectral Line (MHz)	93.3	
Main Spectral Line (dB)	-3	
S/P position (°)	+30/-30	
Temperature Range	-20	
<b>Ping-pong test</b>		
S/P position (°)	+30/-30	
<b>Ping-pong Orbiter signal</b>		
Peak level (dB)	70.5	
GCW	19/22	
Current (mA)	95(200)	
OCXO	129	
Peak Position	7/9	
Temperature Range	7/13	
<b>Ping-pong Lander signal</b>		
Peak level (dB)	74	
GCW	20/23	
Current (mA)	120(300)	
OCXO	131	
Temperature Range	-20/0	



# CONCERT

Project Reference RO-OCN-TN-3802

Title Concert In-flight operation report

Author A. Herique, JP.Goutail, W.Kofman, S. Zine

Revision - Date V14.0 – 13/12/2017

Page 60 / 96

## Temperature

	Ocxo	Ocxo	Digi	Digi	Ebox	Ebox
	Start	end	Start	End	Start	end
absolute time tag O	12	13	7	10	7	9.5
Classic ping pong O	13	13	10	10	8	10
Classic ping pong L	-14	-11	-20	-17	-23	-22
UFT lander	-11	-8	-17	-14	9.5	12.5
Long term drift O	15	22	12	19	10	13
Long term drift L	-8	10	-14	4	-22	-2

## Link Budget

The link budget is different than the one observed during the solar panel test of the commissioning for the same position of the solar panels (+30/-30°).

The signal shape and the peak position are significantly different for these two tests. We note a maximum of the peak passing from 7 to 9 without intermediate value 8.

This difference in shape and in power is due to the propagation between Lander Concert and Orbiter Concert and not to the electronics.

The High Gain Antenna (HGA) doesn't appear as an explanation, because its position is the same than during commissioning. A possible explanation could be the mode of use of the solar panels. To be investigate.

### 9.2.2 Telemetry and data integrity

#### 9.2.2.1 Lander

Some Lander data corruptions are detected during the long term ping pong (10000 soundngs). 3 Tm's are completed by zeros (APID 1804, TM # 4969, 5446 and 5652). This kind of corruption has been previously observed on the Philae GRM.

This "packets corrupted with zeros" problem has been identified, and will be fixed in the new CDMS SW 7.0 under development at KFKI. (Email Cinzia Fantinati 7/8/7)

#### 9.2.2.2 Orbiter

There are no detected problems in the Orbiter telemetry.

### 9.2.3 Synchronization

#### Classical ping pong

	TM time	Deduced Turn On Time
1° Orbiter Concert HK	6:00:41	5:59:41
1° Lander TM	5:59:54	5:59:39
CDMS Report	5:59:44	

The synchronization accuracy is 2 second as observed during the previous tests.



# CONCERT

*Project Reference* RO-OCN-TN-3802

*Title* Consert In-flight operation report

*Author* A. Herique, JP.Goutail, W.Kofman, S. Zine

*Revision - Date* V14.0 – 13/12/2017

*Page* 61 / 96

---

## 9.2.4 Ground segment & Operations

### Orbiter Operation:

A major failure in the computer network of our lab have happen at the beginning of July. This failure was 3 days long during which the FTP server of our lab was down. It has happen just before the deadline for OIOR submission while this server has to be used to receive the submission ACK. The server was rebuilt just in time to allow us the submission.

Nevertheless, this problem demonstrates the low robustness of the mission preparation process due to the fact that the ACK are delivered on a unique FTP server referenced by a numerical IP address.

The redundant server located in another lab has to be usable in case of failure and an address management based on logical address will give more versatility.

## 9.3 Specific tests and actions

### 9.3.1 Interferences

CONCERT interference test CN04 on the Orbiter was run on September 13, starting from 5:30 until 18:00.

During the same time other instruments were on.

SREM and COSIMA were ON during the whole experiment.

ALICE ON from 5:30:00 to 07:00:00

OSIRIS ON from 5:30:00 to 07:00:00

VIRTIS ON from 5:30:00 to 09:00:00 (Cooler on at 06:00:00) (initialisation) than from 9:00:00 to 14:23:00

During this period :

- > calibration of VR-M started at 08:20:00
- > calibration of VR-H started at 08:45:00
- > data acquisition by VR-H from 08:58:30 to 14:23:00
- > data acquisition by VR-M from 08:59:05 to 09:16:00

slew of satellite from 07:00:00 to 09:00:00.



# CONCERT

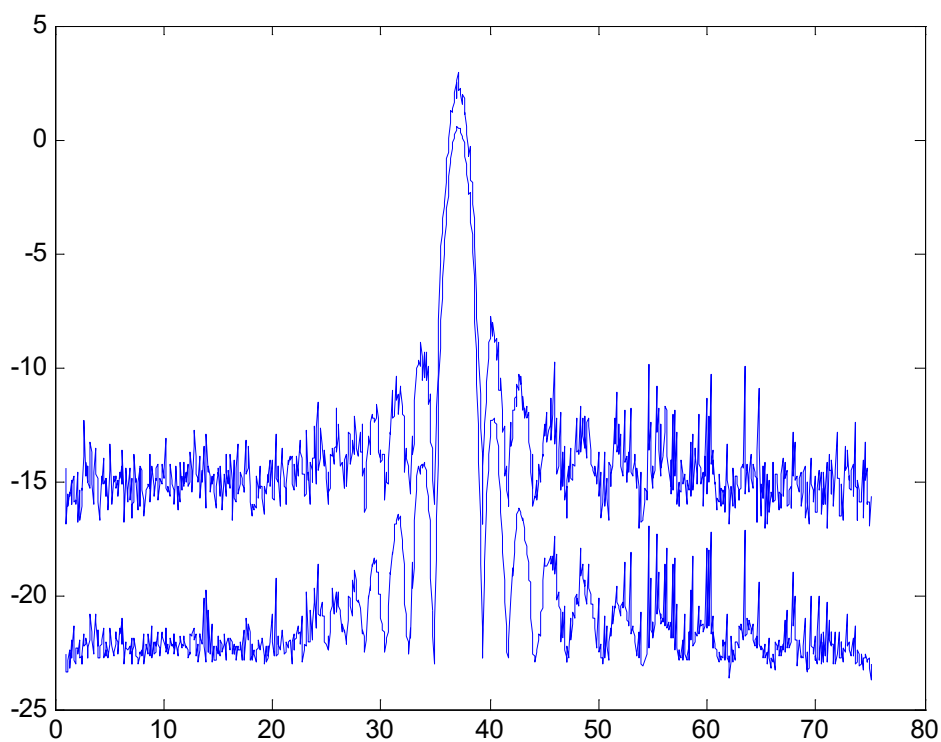
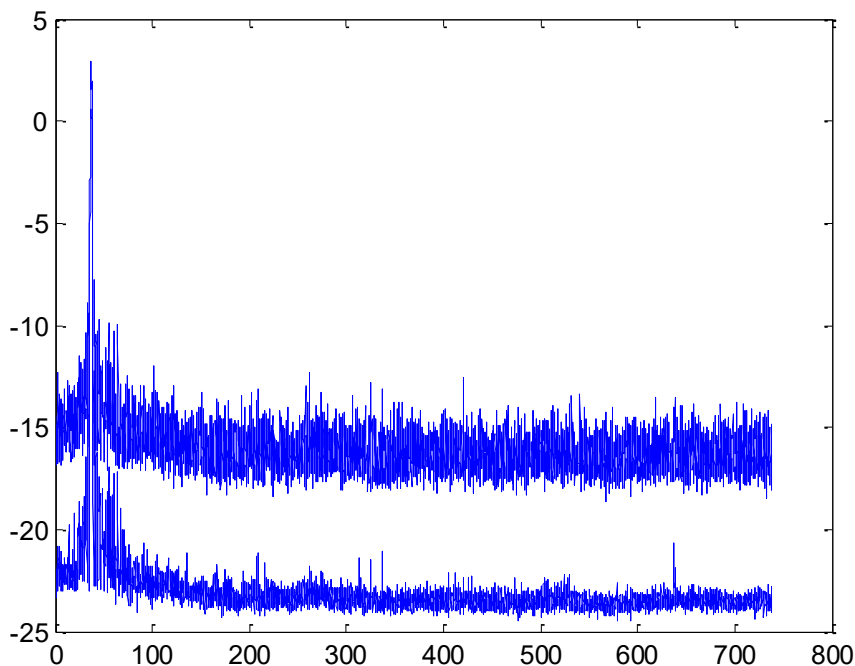
Project Reference RO-OCN-TN-3802

Title Concert In-flight operation report

Author A. Herique, JP.Goutail, W.Kofman, S. Zine

Revision - Date V14.0 – 13/12/2017

Page 62 / 96



The figure shows to the average and the instantaneous power in dB at the output of our receiver as function of time in minutes. The strong signal corresponds to the power



# CONCERT

Project Reference RO-OCN-TN-3802

Title Concert In-flight operation report

Author A. Herique, JP.Goutail, W.Kofman, S. Zine

Revision - Date V14.0 – 13/12/2017

Page 63 / 96

the line at 88 MHz drifting about 766 Hz across our receiving system. The line starts at 06:00:00 and lasts for about 43 minutes. After this period the line is out of our receiving system and is not detected by Concert. After this period the perturbation level is at previous interference tests level (-23 dB average and -16 instantaneous). This means normal perturbation.

The question is what instrument is the source of this line. The best candidate seems to be VIRTIS. The Cooler of VIRTIS is ON at 06:00:00 exactly when the line arrive at the input of our receiver.

Questions;

What is the frequency of clocks used by VIRTIS? Could be 88MHz the harmonic of its clock?

The same questions are addressed to other instruments being ON.

### 9.3.2 Absolute Time Tagged Command

The Absolute Time Tagged Commands have been lost/rejected by the CDMS. From the Concert TM, the TC's have been acknowledged by ESS (APID 1793). This problem is under investigation by LCC and the test is going to be play again during PC#8.

In the Concert ground segment point of view: the absolute time tagged command corresponds to a specific use of the Lander TC container. Consequently the position of the Concert own part of the TC is modified by regards to the classical command mode. This change of format appears confusing during the TC check by Concert team.

Concert team has to developed solutions to give operation reliable.

### 9.3.3 Long term ping pong and time drift.

The long term ping pong is successful in term of operation, Concert long term synchronization and data handling (excepted a few Lander Tm corruptions as previously noted)

The data are under analysis and will be developed in a specific test report in collaboration with LCC. The first analysis demonstrates the efficiency of the method to monitor the clock drift between Lander Concert / CDMS / Philae master clock / orbiter Concert / rosetta Master Clock (HFC)

For Concert, the test results will be of the higher interest by regards to the time accuracy in absolute time tagged command mode. It is also a way for an absolute calibration of Concert clocks aging

## 9.4 Conclusion

Concert has worked correctly during this operation slot:

- We observe variations of the signal shape similar to one observed during PC#4, but with a negative impact on the link budget. The system analysis demonstrates this variation is external to the Concert experiment. But, at the moment, we are not able to identify the variation source and to reproduce this effect by simulation
- The limited TM corruptions are under correction by KFKI.



# CONCERT

*Project Reference* RO-OCN-TN-3802

*Title* Concert In-flight operation report

*Author* A. Herique, JP.Goutail, W.Kofman, S. Zine

*Revision - Date* V14.0 – 13/12/2017

*Page* 64 / 96

---

Operation demonstrates a low robustness of the ground segment at the local FTP server level. This problem has to be analyzed and solution should be proposed by ESOC.

The interference test shows a high noise at 88 MHz at the beginning of the test slot. This pollution is at a level unacceptable by Concert and its source has to be identified. More complete interference test has to be done during PC#8 and especially with the HGA RF system.

The long term clock drift test is under analysis.

The absolute time tagged test failed. Raisons are under analyzed by LCC/KFKI.





# CONCERT

Project Reference RO-OCN-TN-3802

Title Concert In-flight operation report

Author A. Herique, JP.Goutail, W.Kofman, S. Zine

Revision - Date V14.0 – 13/12/2017

Page 65 / 96

## 10 PC#5 - 05/07

### 10.1 Main actions

### 10.2 Data analysis

#### 10.2.1 Performances

PC#	Dates	22/05/07
<b>Orbiter Functional test</b>		
Noise Level (dB)		-22/-23.5
GCW		0
Current (mA)		95/100
OCXO		223
Main Spectral Line (MHz)		93.3
Main Spectral Line (dB)		-2 dB
S/P position (°)		37/-37
Temperature Range		6/15°
<b>Lander Functional test</b>		
Noise Level (dB)		-19/-21
GCW		0
OCXO		131
Current (mA)		120
Main Spectral Line (MHz)		93.3
Main Spectral Line (dB)		-2.5/-3
S/P position (°)		37/-37
Temperature Range		-29/-17
<b>Ping-pong test</b>		
S/P position (°)		37/-37
<b>Ping-pong Orbiter signal</b>		
Peak level (dB)		71/73
GCW		19/21
Current (mA)		95 (205/360)
OCXO		131
Peak Position		6
Temperature Range		5/13
<b>Ping-pong Lander signal</b>		
Peak level (dB)		74/76
GCW		21/23
Current (mA)		118
OCXO		131
Temperature Range		-27/-14



# CONCERT

Project Reference RO-OCN-TN-3802

Title Concert In-flight operation report

Author A. Herique, JP.Goutail, W.Kofman, S. Zine

Revision - Date V14.0 – 13/12/2017

Page 66 / 96

## Temperature

	Ocxo	Ocxo	Digi	Digi	Ebox	Ebox
	Start	end	Start	End	Start	end
O Unit Functional Test	10	15	6	10	6	6
Lander System test	-23	-20	-23	-23	-31	-30
L UFT	-20	-17	-23	-23	-29	-27
O Ping pong	10	13	6	10	5	6
L Ping-pong	-20	-14	-23	-20	-27	-26

Noise decreases during Lander UFT from -19 to -21 dB

### 10.2.2 TM / TC

The Checksum memory implemented before Concert Orbiter turn off OBCP returns, as expected, the following TM (APID 951):

```
0B B7 C0 06 00 13 08 40 8F C4 96 00 40 06 0A 00 3C 01 00 01 0C 21 15 42 27 DC
time                                     address length result
```

```
0B B7 C0 06 00 13 08 41 0E 22 76 00 40 06 0A 00 3C 01 00 01 0C 21 15 42 27 DC
time                                     address length result
```

### Lander Turn off

During the different tests (3) the memory dump implemented before Concert Lander turn off returns as expected the following TM (type 2 – 2<sup>nd</sup> block)

```
120F 1B75 2C07 9060 52E0 FF12 1273 9060 52EF F012 1DB0 1210 0790 5015 E0FC A3E0
FDA3 E0FE A3E0 FF90 500B E0F8 A3E0 F9A3 E0FA A3E0 FB74 0312 00C4 70D7 9050 09E0
```

### 10.2.3 Synchronization

	TM time	Deduced Turn On Time
1° Orbiter Concert HK	18:42:43	18:41:43
1° Lander TM	18:41:57	18:41:42
CDMS Report	18:41:47	

During PC4 and PC5, Concert start respectively 2 seconds and 1 second before on the Lander than on the orbiter, while the propagation delay is expected higher on the orbiter than on the Lander.

It's difficult to conclude from this test and this delay remains inside the operational margins (10s). This point has to be check during the future tests



# CONCERT

*Project Reference* RO-OCN-TN-3802

*Title* Concert In-flight operation report

*Author* A. Herique, JP.Goutail, W.Kofman, S. Zine

*Revision - Date* V14.0 – 13/12/2017

*Page* 67 / 96

---

## 10.3 Conclusion

PC 5 is ok.

No problems detected during this test.

The signal shape, the power and the noise level seems coherent with the one observed during the commissioning. We don't observed the effect noted during PC4 .



# CONCERT

*Project Reference* RO-OCN-TN-3802

*Title* Concert In-flight operation report

*Author* A. Herique, JP.Goutail, W.Kofman, S. Zine

*Revision - Date* V14.0 – 13/12/2017

*Page* 68 / 96

---

## 11 PC#4 - 12/06

### 11.1 Main actions

- finalization of the Orbiter Concert Off modification (FOP)
- New Lander Concert Off Procedure with memory Dump

This test is an active payload checkout with a cdms SW upgrade. Concert operations are spread on two weeks as follow:

- 25/11 Concert Orbiter UFT
- 28/11 Lander platform AFT and cdms TC acknowledgement
- 1/12 Concert Lander UFT
- 2/12 Concert ping pong
- 8/12 Lander platform AFT



# CONCERT

Project Reference RO-OCN-TN-3802

Title Concert In-flight operation report

Author A. Herique, JP.Goutail, W.Kofman, S. Zine

Revision - Date V14.0 – 13/12/2017

Page 69 / 96

## 11.2 Data analysis

### 11.2.1 Performances

<b>PC#4</b>	Dates	12/06
<b>Orbiter Functional test</b>		
	Noise Level (dB)	-23 /-21dB
	GCW	0
	Current (mA)	95 (180)
	OCXO	224
	Main Spectral Line (MHz)	93.3
	Main Spectral Line (dB)	-2dB
	S/P position (°)	+16/-16°
	Temperature Range	6/17°
<b>Lander Functional test</b>		
	Noise Level (dB)	-20.5
	GCW	0
	OCXO	131
	Current (mA)	110
	Main Spectral Line (MHz)	93.3
	Main Spectral Line (dB)	-5dB
	S/P position (°)	+16/-16°
	Temperature Range	6/17°
<b>Ping-pong test</b>		
	S/P position (°)	+16/-16°
<b>Ping-pong Orbiter signal</b>		
	Peak level (dB)	82
	GCW	24/26
	Current (mA)	95 (210)
	OCXO	129
	Peak Position	7/8
	Temperature Range	6/14°
<b>Ping-pong Lander signal</b>		
	Peak level (dB)	84.5
	GCW	26/27
	Current (mA)	110 (312)
	OCXO	131
	Temperature Range	4/14°



# CONCERT

Project Reference RO-OCN-TN-3802

Title Consert In-flight operation report

Author A. Herique, JP.Goutail, W.Kofman, S. Zine

Revision - Date V14.0 – 13/12/2017

Page 70 / 96

## Temperature

	Ocxo	Ocxo	Digi	Digi	Ebox	Ebox
	Start	end	Start	End	Start	End
O Unit Functional Test	8°	17°	6°	12	6°	8°
Lander System test	-40°	-20°	-40°	-30°	-34°	-34°
L UFT(*)	6°	17°	6°	11	6°	8°
O Ping pong	6	14	6	10	5	6
L Ping-pong	4	14	4	10	4	5.5
2 <sup>nd</sup> Lander Sys. test	-6	2	-6	-4	-6	-5

(\*) it's the same than for orbiter UFT, and not a typing error...

### 11.2.2 TM / TC

#### Orbiter Turn off

The Checksum memory implemented before Consert Orbiter turn off OBCP returns, as expected, the following TM (APID 951):

```
0B B7 C0 06 00 13 07 5E F5 99 86 00 40 06 0A 00 3C 01 00 01 0C 21 15 42 27 DC
time address length result
```

This TM is 14 second before the last Consert HK as expected.

The Check memory is ok for Orbiter Unit Functional Test and ping pong test.

The FCP and OBCP modifications are validated.

#### Lander Turn off

The memory dump implemented before Consert Lander turn off returns as expected the following TM (type 2 – 2<sup>nd</sup> block)

```
120F 1B75 2C07 9060 52E0 FF12 1273 9060 52EF F012 1DB0 1210 0790 5015 E0FC A3E0
FDA3 E0FE A3E0 FF90 500B E0F8 A3E0 F9A3 E0FA A3E0 FB74 0312 00C4 70D7 9050 09E0
```

This TM is 20 – 40 seconds before the last TM (Lander UFT 20s; ping pong 25s; second platform AFT 38 s).

There is no memory dump at the end of the first platform AFT (28/12). This first AFT has maybe been done at Lander wakeup before AMST upgrade. This has to be confirm / explained

#### Philae AFT

The Lander platform extended AFT turns Consert on during 10 minutes. The Consert HK is right. (28/11/6 16h51).

12 TC are send by orbiter to Lander platform for Consert Lander (28/11/6 19h). This TC's are well acknowledged by the platform while Consert Lander is turn-off at this moment.



# CONCERT

Project Reference RO-OCN-TN-3802

Title Concert In-flight operation report

Author A. Herique, JP.Goutail, W.Kofman, S. Zine

Revision - Date V14.0 – 13/12/2017

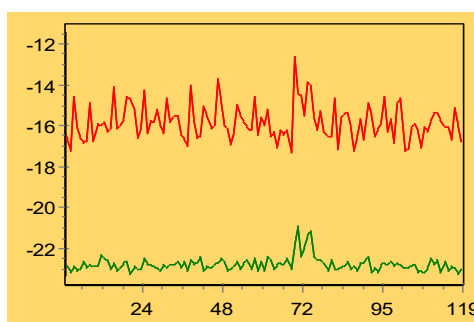
Page 71 / 96

## 11.2.3 Synchronization

	TM time	Deduced Turn On Time
1° Orbiter Concert HK	6:45:46	6:44:46
1° Lander TM	6:44:59	6:44:44
CDMS Report	6:44:48	

## 11.2.4 Noise Level

An increase of the noise level of 2 dB appears at the soundings 70-79 during the Orbiter Unit functional Test, (25/11/06 20:45). This noise level increase corresponds to spectral lines at 86.6 MHz and could be related to the RPC warm-up.



Mean and Peak Concert Power (dB) versus sounding number

## 11.2.5 Link Budget

The link budget is significantly better than the one observed during the solar panel test of the commissioning for the same position of the solar panels (+16/-16°).

	PC4	Solar Panel tests
<b>Orbiter</b>		
Peak power	82 dB	75 dB
GCW	24-25	21
Peak position	7/8	8/9
Temperature (E box)	5°	7°
Temperature (digit)	8°	11°
<b>Lander</b>		
Peak power	84.5 dB	79 dB
GCW	26-27	22-23
Temperature (E box)	4°	-18°
Temperature (digit)	8°	-14°

This increase of 7dB on the Lander and of 5.5 dB on the orbiter could partially be due to the temperature increase on the Lander side. The Lander is 22° hotter inducing a higher Rx gain (1 dB expected) and a higher Tx power (TBC). The temperature can only explain



# CONCERT

Project Reference RO-OCN-TN-3802

Title Concert In-flight operation report

Author A. Herique, JP.Goutail, W.Kofman, S. Zine

Revision - Date V14.0 – 13/12/2017

Page 72 / 96

around 1dB on the Lander signal and maybe 3 dB on the orbiter power. 4db are remaining...

The signal shape and the peak position are significantly different for these two tests:

- In the solar panel test,  $+16^\circ$  corresponds in a minimum in the link budget (Figure 3): the main propagation path from Lander antenna to orbiter antenna is canceled for this specific position of the solar panels. A secondary path dominates the signal which is large with a maximum at the position 8 or 9 (Figure 2).
- The PC#4 signal is not so large and its maximum is at the position 7/8. this signal is similar to the signals observed for position of the S/P close to  $-30^\circ$ .

This difference in shape and in power is due to the propagation. The High Gain Antenna (HGA) could be proposed as explanation. To be investigated...

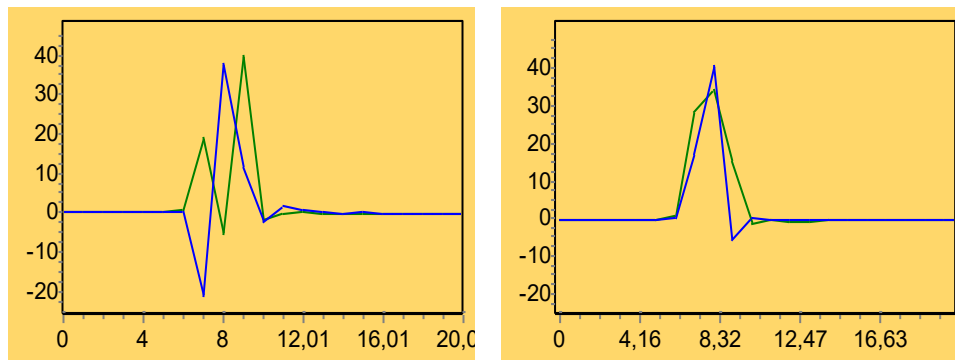


Figure 2: Concert Obiter signal for  $+16^\circ$  S/P position. Left: S/P test; right: PC#4

## 11.3 Conclusion

Test ok.

New Turn Off procedure validated for both Lander and orbiter: no memory dump in the first Lander AFT to be explained.

Orbiter Unit Functional Test ok – Extra noise level sources to be identified

Concert ping pong ok: 4dB extra power to be investigated





# CONCERT

Project Reference RO-OCN-TN-3802

Title Concert In-flight operation report

Author A. Herique, JP.Goutail, W.Kofman, S. Zine

Revision - Date V14.0 – 13/12/2017

Page 73 / 96

## 12 PC#3 - 08/06

### 12.1 Main actions

- Data Base modification for acceptance of the Check Memory TM
- Validation of a memory check in the Orbiter Concert Turn Off OBCP procedure

### 12.2 Data analysis

#### 12.2.1 Performances

<b>PC#</b>	3
Dates	29/8/6
<b>Orbiter Functional test</b>	
Noise Level (dB)	-23.5
GCW	0
Current (mA)	95
OCXO	222
Main Spectral Line (MHz)	93.3
Main Spectral Line (dB)	-3
S/P position (°)	20
Temperature Range	14/22
<b>Lander Functional test</b>	
Noise Level (dB)	-20.8
GCW	0
OCXO	131
Current (mA)	171
Main Spectral Line (MHz)	93.3
Main Spectral Line (dB)	0
S/P position (°)	20
Temperature Range	-27/-17
<b>Ping-pong test</b>	
S/P position (°)	20
<b>Ping-pong Orbiter signal</b>	
Peak level (dB)	74.2
GCW	19/21
Current (mA)	96 (208)
OCXO	130
Peak Position	9 (8-9)
Temperature Range	8/17
<b>Ping-pong Lander signal</b>	
Peak level (dB)	77
GCW	20/24
Current (mA)	118
OCXO	131
Temperature Range	-23/-14



# CONCERT

Project Reference RO-OCN-TN-3802

Title Concert In-flight operation report

Author A. Herique, JP.Goutail, W.Kofman, S. Zine

Revision - Date V14.0 – 13/12/2017

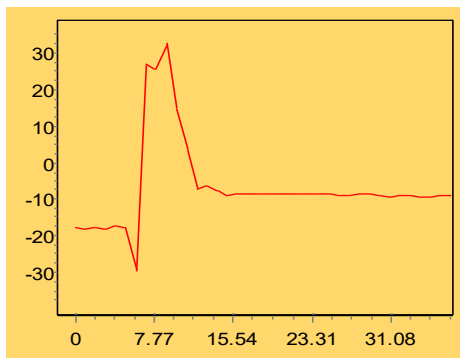
Page 74 / 96

## Temperature

	Ocxo	Ocxo	Digi	Digi	Ebox	Ebox
	Start	end	Start	End	Start	end
O Unit Functional Test	17	22	15	19	13.5	14
Lander System test	-23	-17	-23	-20	-27	-27
L UFT	-20	-14	-23	-17	-25	-24
O Ping pong	10	17	8	11	8	9
L Ping-pong	-20	-14	-20	-17	-23	No Data

The performances are nominal by regards to the temperature and the S/P position:

- RF peak power equal to 74 dB and lower than the one for the previous tests, corresponds to the position of the S/P, as shown in Figure 3.
- The signal present a double peak as shown in the following figure and as observed during Solar Panel test.
- The temperatures and the currents are nominal.



Concert Orbiter signal in dB.

## 12.2.2 TM / TC

### Functional Test

During functional test, Concert Orbiter generates 7 TM on packet category 7 (Apid 951) presented in the following list:

APID	#	Size	Detail
951	2	9	0B B7 C0 02 00 09 06 E2 0A E9 56 00 40 <u>11</u> 02 00
951	3	17	0B B7 C0 03 00 11 06 E2 0C 48 66 00 40 <u>05</u> 01 00 A0 2A DE 05 00 81 81 00
951	4	17	0B B7 C0 04 00 11 06 E2 0C 83 76 00 40 05 01 00 A0 2B DE 05 00 81 81 00
951	5	17	0B B7 C0 05 00 11 06 E2 0E D2 26 00 40 05 01 00 A0 2C DE 05 00 81 81 00
951	6	19	0B B7 C0 06 00 13 06 E2 18 99 06 00 40 <u>06</u> 0A 00 3C 01 <u>00 00 00 00 3F FF 43 FB</u>
951	7	19	0B B7 C0 07 00 13 06 E2 18 CC 96 00 40 <u>06</u> 0A 00 3C 01 00 01 0C 21 15 42 27 DC

The first event is lost (EVT#1) due to a mistiming. This event is generated at Concert On and before Time-Update. The reconstructed time in the SFDU header is generally wrong enough and this TM is not delivered by the database (out of the request time slot).

The second is the ping test response (service type 11hex)

The events 3 to 5 are internal Concert progress report (Service type 5)



# CONCERT

Project Reference RO-OCN-TN-3802

Title Concert In-flight operation report

Author A. Herique, JP.Goutail, W.Kofman, S. Zine

Revision - Date V14.0 – 13/12/2017

Page 75 / 96

The TM #6 and 7 are check memory:

- The first check memory (add 00 00 00 00, length 3F FF, result 43 FB) corresponds to the FOP as implanted and un-tested for PC#2
- The second check memory (add 00 01 0C 21, length 15 42, result 27 DC) corresponds to the OBCP implemented for the PC#3 and test for the first time. The return value is right. This TM is sent between 14 to 19 seconds before Concert Turn Off, which is compliant with the expected timing.

This TM has been accepted by the Data Base.

For PC#4, the first Check will be removed from the Fop and only the one OBCP will be done.

## Ping-pong

For the ping pong test, the APID 951 Tm is similar as the functional test excepted for the check memory. No check memory has been implemented on the ping pong FOP and just the OBCP check is done (00 01 0C 21 15 42 27 DC).

### 12.2.3 Synchronization

	TM time	Deduced Turn On Time
1° Orbiter Concert HK	23:15:47	23:14:47
1° Lander TM	23:15:02	23:14:47
CDMS Report	23:14:53	???

The Concert TM time shows that the synchronization is very accurate for the ping-pong phase. The CDMS report seems delays 6 seconds after the execution, as observed during the previous PC.

## 12.3 Conclusion

Concert is nominal.

The change of the Concert Turn Off is in progress for the orbiter: TC in OBCP is validated and TC in FOP has to be removed.

The Data Base modification is closed.



# CONCERT

Project Reference RO-OCN-TN-3802

Title Concert In-flight operation report

Author A. Herique, JP.Goutail, W.Kofman, S. Zine

Revision - Date V14.0 – 13/12/2017

Page 76 / 96

## 13 PC#2 - 03/06

### 13.1 Main actions

- Implementation of a memory check in the Orbiter Concert Turn-Off FOP procedure

### 13.2 Data analysis

#### 13.2.1 Performances

<b>PC#</b>	2
Dates	07/03/06
<b>Orbiter Functional test</b>	
Noise Level (dB)	-23
GCW	0
Current (mA)	96
OCXO	224
Main Spectral Line (MHz)	93.3
Main Spectral Line (dB)	-2
S/P position (°)	8
Temperature Range	7/11
<b>Lander Functional test</b>	
Noise Level (dB)	-19.5
GCW	0
OCXO	131
Current (mA)	250
Main Spectral Line (MHz)	93.3
Main Spectral Line (dB)	2
S/P position (°)	8
Temperature Range	-31/-17
<b>Ping-pong test</b>	
S/P position (°)	8
<b>Ping-pong Orbiter signal</b>	
Peak level (dB)	80
GCW	22/24
Current (mA)	95 (360)
OCXO	130
Peak Position	8 (7-8)
Temperature Range	-1/6
<b>Ping-pong Lander signal</b>	
Peak level (dB)	82
GCW	23/25
Current (mA)	119
OCXO	131
Temperature Range	-23/-17



# CONCERT

Project Reference RO-OCN-TN-3802

Title Concert In-flight operation report

Author A. Herique, JP.Goutail, W.Kofman, S. Zine

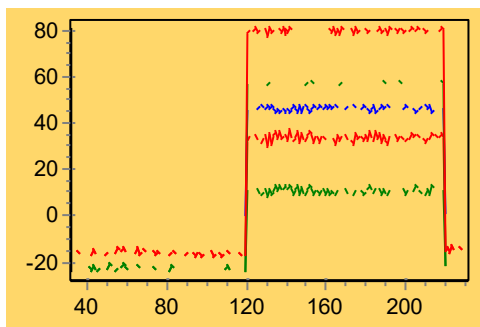
Revision - Date V14.0 – 13/12/2017

Page 77 / 96

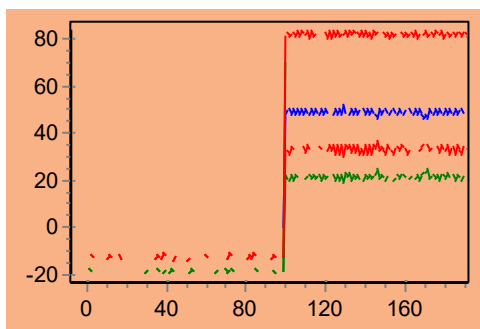
## Temperature

	Ocxo	Ocxo	Digi	Digi	Ebox	Ebox
	Start	End	Start	End	Start	end
O Unit Functional Test	6	14	4	8	4	5
Lander System test	-23	-20	-30	-30	-32	-32
L UFT	-30	-17	-30	-23	-31	-29
O Ping pong	4	6	-1	1	-1	-1
L Ping-pong	-20	-17	-23	-20	Xx	xx

The experiment works correctly. The UFT tests of Lander and Orbiter have a correct number of dumps, and the noise level is identical to previous one. The OCXO values are correct and did not change from previous PC tests.



orbiter



lander

The signal level is higher than measured during PC0 and PC1 tests. The measured signal increase is due to the solar panels position. This can be seen on our calibrations curves (the figure below). The solar panel position corresponds to  $7.7^\circ$ , that is close to the abscise 631 (81dB) in the figure.

The orbiter and lander signal correlation functions have a correct and normal form.



# CONCERT

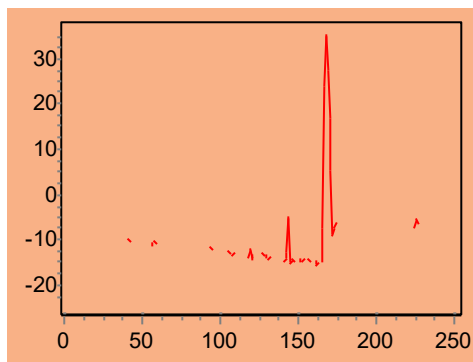
Project Reference RO-OCN-TN-3802

Title Consert In-flight operation report

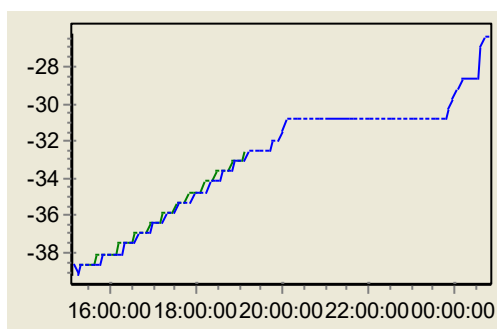
Author A. Herique, JP.Goutail, W.Kofman, S. Zine

Revision - Date V14.0 – 13/12/2017

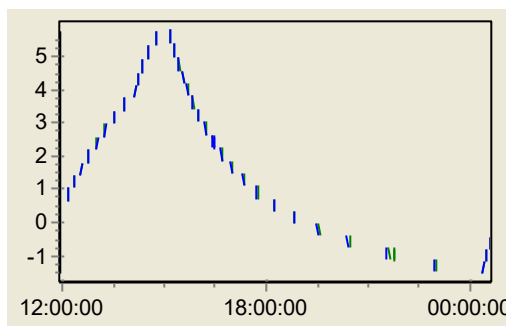
Page 78 / 96



Lander signal



lander electronic box temperature



orbiter electronic box temperature

Temperatures are in normal interval.

## 13.2.2 TM / TC

The new command (check memory) added to Consert was executed correctly, however the Apid returned does not exist in our data base. This means that we should modify Consert data base. This incited us to check more deeply some of commands. We will propose some changes in data base and a small modification of the TC.

In addition to include this modification in all Consert operations we should include this TC in Consert Off procedure.



# CONCERT

*Project Reference* RO-OCN-TN-3802

*Title* Concert In-flight operation report

*Author* A. Herique, JP.Goutail, W.Kofman, S. Zine

*Revision - Date* V14.0 – 13/12/2017

*Page* 79 / 96

## 13.2.3 Synchronization

	TM time	Deduced Turn On Time
1° Orbiter Concert HK	0:15:50	0:14:50
1° Lander TM	0:15:05	0:14:50
CDMS Report	0:14:56	

## 13.3 Conclusion

Concert nominal

Database to be modified

Check Memory to be included in the OBCP



# CONCERT

Project Reference RO-OCN-TN-3802

Title Concert In-flight operation report

Author A. Herique, JP.Goutail, W.Kofman, S. Zine

Revision - Date V14.0 – 13/12/2017

Page 80 / 96

## 14 PC#1 - 10/05

### 14.1 Main actions

### 14.2 Data analysis

#### 14.2.1 Performances

PC#	Dates	1 04/10/05
<b>Orbiter Functional test</b>		
Noise Level (dB)		-23
GCW		0
Current (mA)		95 (365)
OCXO		223
Main Spectral Line (MHz)		93.33
Main Spectral Line (dB)		-2
S/P position (°)		36
Temperature Range		10/18
<b>Lander Functional test</b>		
Noise Level (dB)		-20
GCW		0
OCXO		131
Current (mA)		122
Main Spectral Line (MHz)		93.3
Main Spectral Line (dB)		2
S/P position (°)		36.2
Temperature Range		-40/-23
<b>Ping-pong test</b>		
S/P position (°)		36.2
<b>Ping-pong Orbiter signal</b>		
Peak level (dB)		72
GCW		19/23
Current (mA)		94 (360)
OCXO		131
Peak Position		6 (5-7)
Temperature Range		5/15
<b>Ping-pong Lander signal</b>		
Peak level (dB)		74
GCW		20/24
Current (mA)		119
OCXO		131
Temperature Range		-34/-20





# CONCERT

Project Reference RO-OCN-TN-3802

Title Concert In-flight operation report

Author A. Herique, JP.Goutail, W.Kofman, S. Zine

Revision - Date V14.0 – 13/12/2017

Page 81 / 96

## Temperature

	Ocxo	Ocxo	Digi	Digi	Ebox	Ebox
	Start	end	Start	End	Start	End
O Unit Functional Test	12	18	12	15	10	10
Lander System test *	-40	-30	-40	-30	-38.5	38.1
L UFT	-30	-23	-40	-30	-37	-36
O Ping pong	8	15	6	10	5	6
L Ping-pong	-30	-20	-30	-30	-34	-32

In the Orbiter Functional Test, the noise increase of 1dB during the test.

The lander temperature is close to the Concert limit. In this range the accuracy of the internal Concert temperature measurement is really poor.

## Signal power

During these passives tests we have run three Instrument verification tests: Concert Orbiter Verification, Concert Lander Verification and Concert Orbiter/Lander Time Synchronisation (test usually called Ping-Pong). These tests were successful and instrument worked well. For the first Concert orbiter verification test the EVT's are missing, however it is due to the lost of data by S/C (see the calculations of data volume below)

In figures below we compare the results from PC0 and PC1. These figures correspond to the Ping-Pong and verification tests and show the signal (noise) power in decibels dB. Comparing the low level, for instance on the red (green) curves, with the high level one can estimates the signal to noise ratio SNR. One can see that there is no difference between the PC0 and PC1 tests. During both PC0 and PC1 test, the solar panel positions are quasi-identical (respectively 34.7° and 36.2°). This small difference doesn't impact the Concert Lander / Concert Obiter link budget and is not detectable on the data as shown during the Solar Panel (oct 04) calibration tests. See the figure 2 from data taking during the calibration tests.

The signal level is correct one corresponding to the level during the calibration measurements.

The OCXO values after tuning are sensibly the same during this tests and this means the there is no observable drift of the clocks.



# CONCERT

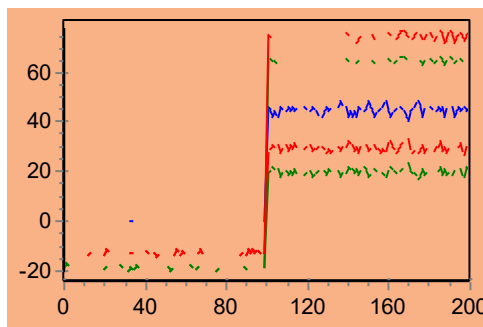
Project Reference RO-OCN-TN-3802

Title Consert In-flight operation report

Author A. Herique, JP.Goutail, W.Kofman, S. Zine

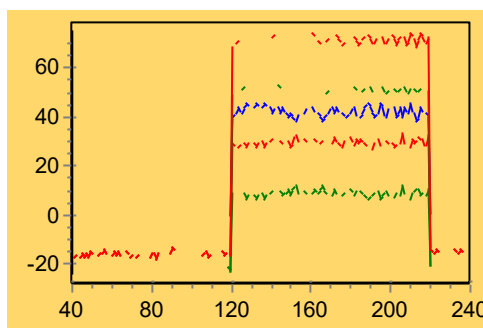
Revision - Date V14.0 – 13/12/2017

Page 82 / 96



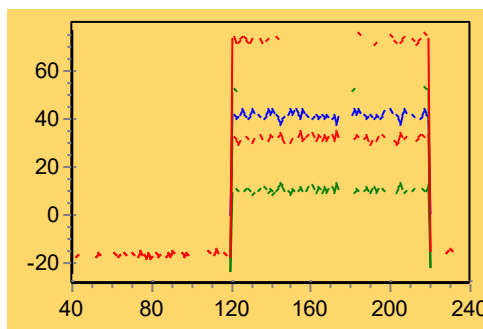
lander octobre 2005 test passifs OCXO 131

figure 1a



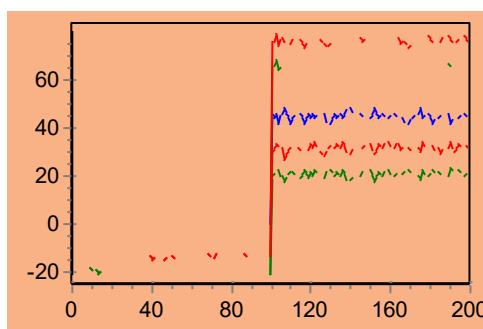
orbiter octobre 2005 tests passifs OCXO 131

figure 1b



orbiter mars 2005 tests passif OCXO 130 GCW 20-21

figure 1c



lander mars 2005 tests passif OCXO 131

Figure 1d



# CONCERT

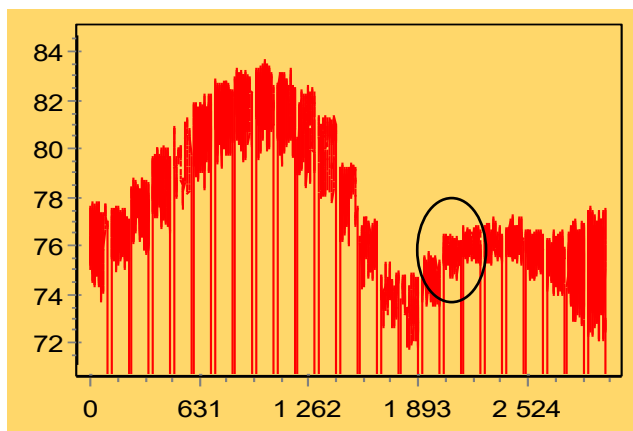
Project Reference RO-OCN-TN-3802

Title Concert In-flight operation report

Author A. Herique, JP.Goutail, W.Kofman, S. Zine

Revision - Date V14.0 – 13/12/2017

Page 83 / 96



Rx power variation in dB as a function of the SADE position (from S/P tests)

The solar panel position increases from  $-50/50$  to  $+70/70^\circ$  by  $5^\circ$  steps.

The circle denotes the position  $+35/-35^\circ$  that was in the PC0 and PC1 tests and corresponds well to the power seen in figures 1 (75/76 dB).

Figure 2

## 14.2.2 TM / TC

### Concert TM check

The Concert turn off doesn't requires preliminary TC in order to park Concert in given configuration: the e-box is turned off by the spacecraft power unit. This simple procedure is allowed by the structure of the experiment and simplifies some Concert procedures.

In the other hand, it's more difficult to check the Concert TM: we don't have a clear signal just before turn off and we are not able to check the integrity of the housekeeping.

**For this reason, we propose to add a Memory Dump TC 5 second before turn off in the procedure. This could be included by a modification of the switch-off OBCP (ACNF012A) and up linked after verification during Active Checkout.**

### **Analysis of the volume of PC1 tests.**

Data analysis : The EVT's of the first Orbiter test are missing.

1h42 to 2h40 OCN Unit test

ACK: 1 TM

SCI: 120

HK: 691

EVT: missing

*Test completed*

*All the EVT missing*



# CONCERT

Project Reference RO-OCN-TN-3802  
Title Concert In-flight operation report  
Author A. Herique, JP.Goutail, W.Kofman, S. Zine  
Revision - Date V14.0 – 13/12/2017  
Page 84 / 96

3h22 to 3h32 LCN On  
The Lander Concert TM consist in SCI only  
39 TM 112,12 corresponding in HK only.  
No mission table after 9 minutes

*No operation, Lander basic test*

7h22 to 7h39 LCN on  
Lander operation ok  
173 TM received corresponding in 100 sounding and expected HK and ACK.

*Test completed, TM ok*

7h52 to 8h09 OCN and LCN ON  
ACK 1  
HK 190  
EVT 5

The "CONCERT\_ON" EVT appears later due to a reconstituted time  
The 2<sup>nd</sup> EVT is a test response (ping)

SCI 120  
Lander SCI 136

*Test completed, TM ok*

## Data volume

Orbiter UFT : 0.13 Mbytes

	ACK	HK	EVT	EVT ping	SCI	total
Size (Byte)	17	28	24	18	1048	
number	1	150	4	0	120	
Total Size	17	4200	96	0	125760	130073

Lander UFT : 0.042 Mbytes

All the TM a SCI TM in the orbiter point of view...

Lander	HK	ACK	Sound	FIOR	Fin	block
Number	70	1	120	5	40	615

615 Concert TM blocks = 154 Lander TM = 42435 bytes

Ping Pong

Idem for each part.



# CONCERT

Project Reference RO-OCN-TN-3802

Title Concert In-flight operation report

Author A. Herique, JP.Goutail, W.Kofman, S. Zine

Revision - Date V14.0 – 13/12/2017

Page 85 / 96

## 14.2.3 Synchronization

	TM time	Deduced Turn On Time
1° Orbiter Concert HK	7:52:51	7:51:51
1° Lander TM	7:52:05	7:51:50
CDMS Report	7:51:57	

## 14.2.4 Currents Monitoring

The comparison between the predicted power consumption and real one, showed in the RO-EST-RP-3342\_1 report, shows that the predictions are correct. The differences seen came from the sampling rate of the power measurements. In the figure in this report one can see that the pick is not correctly sampled during the first test and can be seen in the second one.

During the commissioning and the ground tests, the current was monitored at the spacecraft level with a sampling rate of ~16 seconds. This monitoring was appeared as a good way to check Concert and the Concert mission table has been modified in order to allow this control (4.95s sounding rate versus 5s)

On the figure, one can observe Concert current peaks corresponding to Concert sounding phases: Tx phase @ 350 mA, Rx and processing phases @ 200 mA. Just a few peaks are measured due to some stroboscopic effects between the sounding rate and the current sampling rate.

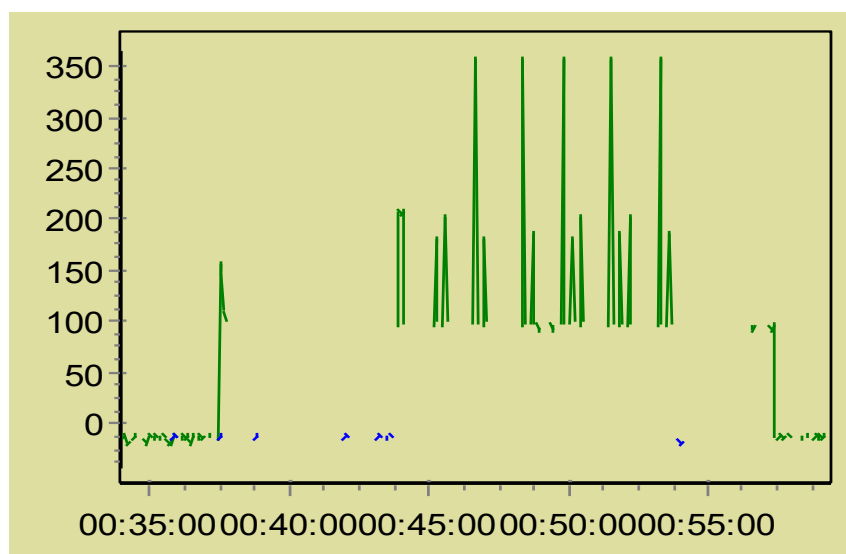


figure 3



# CONCERT

Project Reference RO-OCN-TN-3802

Title Concert In-flight operation report

Author A. Herique, JP.Goutail, W.Kofman, S. Zine

Revision - Date V14.0 – 13/12/2017

Page 86 / 96

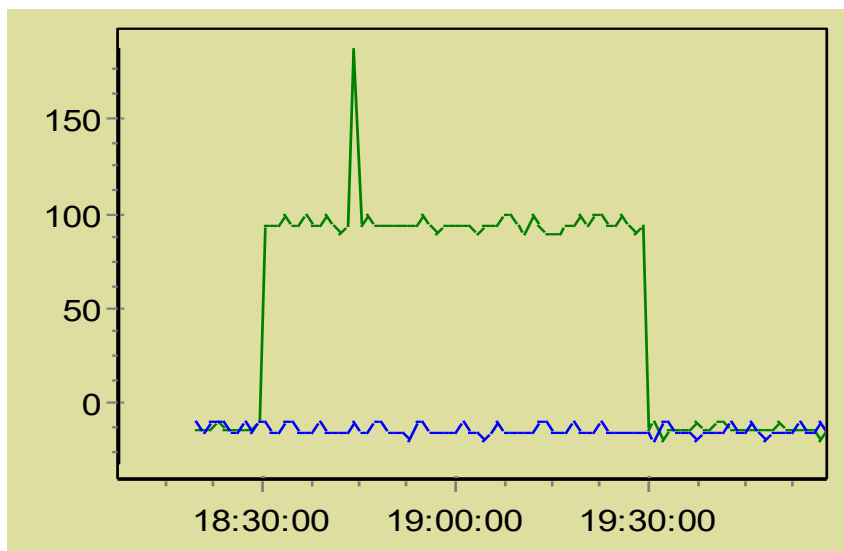


figure 4

During PC#0 and PC#1, the current sampling rate was ~64s. The consequence of this rate is a reduced number of sampled current peaks (sometime no peaks) as shown.

The measurements of the primary current of Concert give the information about the technological functioning of the instrument. The sampling every 5 seconds of the current, could allow to have a complete cycle after 100 samples if Concert works with 4.95 seconds cycle. When everything works well we don't need these measurements. However to have these measurements every time will prevent the special request if something goes wrong.

**Could we have 5 seconds sampling rate . If yes this requires the modification of Concert ON by OBCP: ACNF011A or at least Concert Orbiter UFT (modification of ACNF001A) to include the current monitoring in the Concert procedure.**

### 14.3 Conclusion

- To add a Memory Dump TC 5 second before turn off in the procedure. This could be included by a modification of the switch-off OBCP (ACNF012A) and up linked after verification during Active Checkout.
- Modification of the current monitoring sampling rate if possible (Proposition cancelled after discussion with ESOC)



# CONCERT

Project Reference RO-OCN-TN-3802

Title Concert In-flight operation report

Author A. Herique, JP.Goutail, W.Kofman, S. Zine

Revision - Date V14.0 – 13/12/2017

Page 87 / 96

## 15 PC#0 - 03/05

### 15.1 Main actions

Validation of the orbiter Time Update

### 15.2 Data analysis

#### 15.2.1 Performances

<b>PC#</b>	0
Dates	29/03/05
<b>Orbiter Functional test</b>	
Noise Level (dB)	-23.5
GCW	0
Current (mA)	95 (190)
OCXO	221
Main Spectral Line (MHz)	93.3
Main Spectral Line (dB)	-2
S/P position (°)	34.4
Temperature Range	11 / 20
<b>Lander Functional test</b>	
Noise Level (dB)	-19
GCW	0
OCXO	131
Current (mA)	337
Main Spectral Line (MHz)	93.3
Main Spectral Line (dB)	1.5
S/P position (°)	34.6
Temperature Range	-30/-20
<b>Ping-pong test</b>	
S/P position (°)	34.6
<b>Ping-pong Orbiter signal</b>	
Peak level (dB)	73.5
GCW	19/22
Current (mA)	95 (200)
OCXO	130
Peak position	6 (6-9)
Temperature Range	7/15
<b>Ping-pong Lander signal</b>	
Peak level (dB)	76
GCW	21/24
Current (mA)	115
OCXO	131
Temperature Range	-30/-17



# CONCERT

Project Reference RO-OCN-TN-3802

Title Concert In-flight operation report

Author A. Herique, JP.Goutail, W.Kofman, S. Zine

Revision - Date V14.0 – 13/12/2017

Page 88 / 96

## Temperature

	Ocxo	Ocxo	Digi	Digi	Ebox	Ebox
	Start	end	Start	End	Start	end
O Functional Test	13	20	12	15	11	12
Lander System test	-30	-20	-30	-30	-33	-33
L Functional Test	-30	-20	-30	-30	-31	-31
O Ping pong	10	15	8	11	7.5	8.4
L Ping-pong	-24	-17	-24	-23	-30	-26 (~)

### 15.2.2 TM / TC

PC#0 starts with some Concert turn on / turn off to validate Time Update procedure (22/03/05). Test ok.

### 15.2.3 Synchronization

	TM time	Deduced Turn On Time
1° Orbiter Concert HK	0:0:54	23:59:54
1° Lander TM	0:0:8	23:59:53
CDMS Report	23:59:59	

## 15.3 Conclusion

- time-update validated





## 16 Annexes

### 16.1 S/P positions

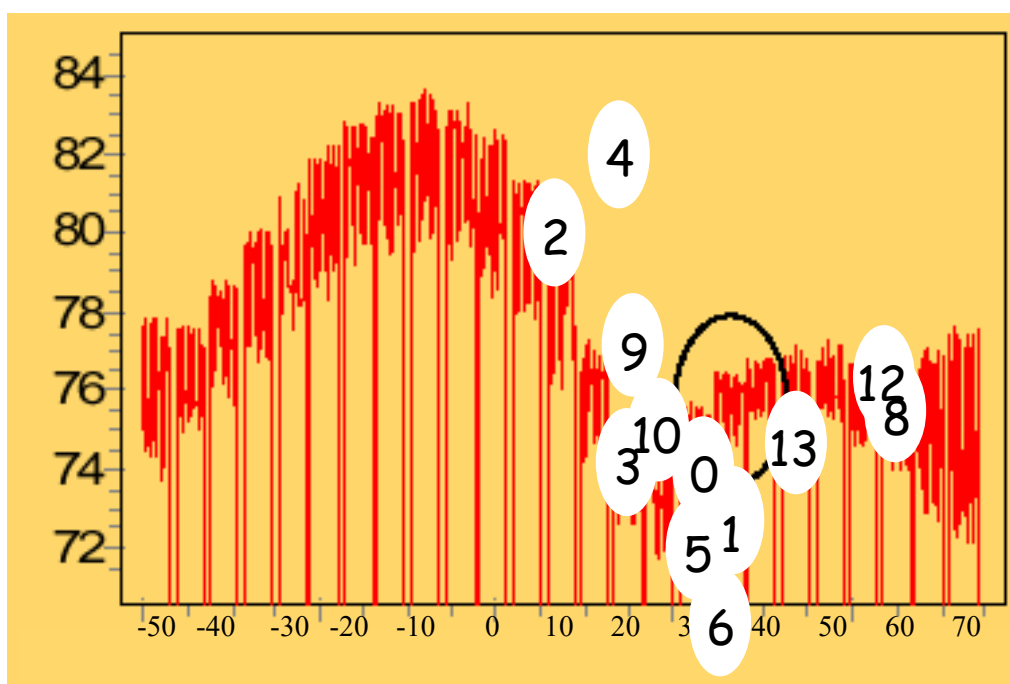


Figure 3: Concert power versus S/P position from -50/50 to +70/70° by 5° steps and power measured during the different PC tests.



# CONCERT

Project Reference RO-OCN-TN-3802

Title Consert In-flight operation report

Author A. Herique, JP.Goutail, W.Kofman, S. Zine

Revision - Date V14.0 – 13/12/2017

Page 90 / 96

## 16.2 Performances synthesis

PC#	0	1	2	3	4	5	6	7	8	9	10	12	13
Dates	29/03/05	04/10/05	07/03/06	29/08/06	1/12/06	22/05/07	25/09/07	07/01/08	25/09/08	01/02/09	29/09/09	26/4/10	3/12/10
<b>Orbiter Functional test</b>													
Noise Level (dB)	-23.5	-23	-23	-23.5	-23 /-21	-22/-23.5	-23	-23	- 23	- 23	-23	-23	-18
GCW	0	0	0	0	0	0	0	0	0	0	0	0	0
Current (mA)	95 (190)	95 (365)	96	95	95 (180)	95/100	94	90	100	110	90	100 (370)	95
OCXO	221	223	224	222	224	223	222	130	130	130	130	130	130
Main Spectral Line (MHz)	93.3	93.33	93.3	93.3	93.3	93.3	93.3	93.3	93.3	93.3	93.3	93.3	88
Main Spectral Line (dB)	-2	-2	-2	-3	-2	-2	-2	-2	-3	-3	-3	-3	3
S/P position (°)	34.4	36	8	20	+16	37/-37	+30/-30	35/35	+60/-60°	+20/-20°	25/-25	60/-60	43/-43
Temperature Range	11 / 20	10/18	7/11	14/22	6/17°	6/15°	6/13	11/13	+6/+9	6/12	9/18	-1.2/+0.2	-1/10
<b>Lander Functional test</b>													
Noise Level (dB)	-19	-20	-19.5	-20.8	-20.5	-19/-21	-22		-18.5	-21/-22	-18	-22	-10
GCW	0	0	0	0	0	0	0		0	0	0	0	0
OCXO	131	131	131	131	131	131	128		131	131	131	131	131
Current (mA) Undersampled !!!	337	122	250	117	110	120	120		110	110	320	120	115
Main Spectral Line (MHz)	93.3	93.3	93.3	93.3	93.3	93.3	93.3		87.7	89	92.7/87.3	86.7	92.27
Main Spectral Line (dB)	1.5	2	2	0	-5dB	-2.5/-3	-3		-3	-3	0	-9	12
S/P position (°)	34.6	36.2	8	20	+16	37/-37	+30/-30		+60/-60	+20/-20	25/-25	60/-60	43/-43
Temperature Range	-30/-20	-40/-23	-31/-17	-27/-17	6/17°	-29/-17	-20		-9/+1	-20/-7	-6/2	-24/-21	-15/-1
<b>Ping-pong test</b>													
S/P position (°)	34.6	36.2	8	20	+16	37/-37	+30/-30		+60/-60°	+20/-20°	24/-24	60/-60	44/-44
<b>Ping-pong Orbiter signal</b>													
Peak level (dB)	73.5	72	80	74.2	82	71/73	70.5		75	77/78	74.5	76	74
GCW	19/22	19/23	22/24	19/21	24/26	19/21	19/22		21	21	21	22	21/22
Current (mA)	95 (200)	94 (360)	95 (360)	96 (208)	95 (210)	95	95(200)		95 (205)	95 (205)	100 (350)	100 (350)	95
OCXO	130	131	130	130	129	131	129		129	130	129	130	130
Peak Position	6 (6-9)	6 (5-7)	8 (7-8)	9 (8-9)	7/8	6	7/9		5/6	8/9	8/9	6	8/9
Temperature Range	7/15	5/15	-1/6	8/17	6/14°	5/13	7/13		4/14	4/14	4/15	1.8/2.6	-6/8
<b>Ping-pong Lander signal</b>													
Peak level (dB)	76	74	82	77	84.5	74/76	74		78	79/81	77	78	76.5
GCW	21/24	20/24	23/25	20/24	26/27	21/23	20/23		22	24/25	23	23	23
Current (mA)	115	119	119	118	110(312)	118	120(300)		114	114	110 (350)	120	120
OCXO	131	131	131	131	131	131	131		131	131	131	131	131
Temperature Range	-30/-17	-34/-20	-23/-17	-23/-14	4/14°	-27/-14	-20/0		-6/3	-20/-4	-11/-1	-21/-19	-17/2

Table 1: Performances



# CONCERT

*Project Reference* RO-OCN-TN-3802

*Title* Concert In-flight operation report

*Author* A. Herique, JP.Goutail, W.Kofman, S. Zine

*Revision - Date* V14.0 – 13/12/2017

*Page* 91 / 96

---

## 16.3 Definition of the CSA parameter (from User Manuel)

The CSA is a data from Concert Telemetry to estimate the turn on accuracy of a ping pong sequence.

The CSA (concert synchronization accuracy) is an internal parameter of the Concert SW used to manage the SCET time on board on concert (conversion of the internal concert time to SCET time). On the Orbiter, at the end of the tuning, the CSA stores the date of the end of the tuning in concert tic time, just before the reset of the concert internal clock. In other for, the CSA (raw value) is the number of TIC between the OCN turn on and the end of the tuning.

In ping pong mode, the end of the tuning at the OCN level is induced by the end of the tuning signal transmission by LCN. When both OCN and LCN turn-on's are perfectly synchronized, this delay is a constant equal to 0x3E95C (raw value).

The drift by regards to this value indicates the delay between OCN and LCN turn-on. This value is dumped by CN-SEQ-242 redirected and downloaded as a science TM.

CSA = engineering value = (raw value - 0x3E95C) \* (2<sup>14</sup>/10<sup>7</sup>) secondes

The sign of the CSA (engineering value) indicates the turn-on order:

CSA < 0 : LCN is on the first and OCN after

CSA > 0 : OCN the first.

CSA is not relevant for Concert Orbiter operating alone (CSA = ~ -26s).

CSA is not relevant before tuning (CSA = ~ -420 s)

CSA is not relevant when a Time update is happened after tuning (CSA= ~ -420s).

The CSA has been defined taking into account the standart value of TAB\_TUNETIC in the mission table.



# CONCERT

Project Reference RO-OCN-TN-3802

Title Concert In-flight operation report

Author A. Herique, JP.Goutail, W.Kofman, S. Zine

Revision - Date V14.0 – 13/12/2017

Page 92 / 96

## 16.4 Operation summary and future operations

slot	Action	test list	Conclusion after test	Present status	Rosetta ref.	Philae Ref
PC0 03/05	Orbiter Time Update Validated	UFTO & Ping Pong	Validated	Close		
PC1 10/05						
PC2 03/06	Memory Check in turn Off FOP (Orbiter)	UFTO & Ping Pong	Orbiter memory check TM rejected by database	Close		
PC3 08/06	Memory Checked TC in OBCP Memory Checked TM declaration in RMIB	UFTO & Ping Pong UFTO & Ping Pong	Ok Ok	Close Close		
PC4 12/06	Memory Checked TC removed from FOP Memory Dump Validated in Turn Off Lander FOP Routine Test	UFTO & Ping Pong UFTL & Ping Pong Ping Pong	Ok Ok 4 dB Extra Power in ping pong	Close Close Open	OICN001 RCN002	
PC5 05/07						
PC6 09/07	Time tag sequence Validation on board Long term sequence validation	Time Tagged Ping Pong Long Term test	Failure	Open Open	RCN003 RCN005	<b><i>R_LZ008 CNS_6</i></b>



# CONCERT

Project Reference RO-OCN-TN-3802

Title Concert In-flight operation report

Author A. Herique, JP.Goutail, W.Kofman, S. Zine

Revision - Date V14.0 – 13/12/2017

Page 93 / 96

	Interference test Orbiter	Interference test	To be improved	Open	RCN001	
ESB2	No operation					
PC7	No Lander operation					
PC8	Definition of the ground command philosophy Time tag sequence Validation on board New FOP Some TM/TC formats Clarification in RMIB Ping Pong with RF link Long term sequence validation Interference Test Orbiter including HGA Tx/Rx	Time Tagged Ping Pong       Long Term test	Time Tagged command to be used with time line and FOP	Ok  Partially done done  Ok  Partially done Done	RCN003    RCN004  RCN005 RCN001	<i>R_LZ008</i> <i>CNS_6</i>   <i>R_LZ010</i> <i>CNS_8</i>
Stein	No operations					
ESB3	Validation of the ground command philosophy	TTagged & Classical Ping pong				
PC10	Delta Interference test Obiter Time tag sequence Validation on board Ping Pong with RF link	Time Tagged Ping Pong	Time Tagged command to be used with time line and FOP	Done TB repeated TB repeated TB done	RCN001 RCN003 RCN004 RCN005	<i>R_LZ008</i> <i>CNS_6</i> <i>R_LZ010</i> <i>CNS_8</i> CNS_11
09/07	Long term sequence validation					



# CONSERT

Project Reference RO-OCN-TN-3802

Title Consert In-flight operation report

Author A. Herique, JP.Goutail, W.Kofman, S. Zine

Revision - Date V14.0 – 13/12/2017

Page 94 / 96

	<p>Delta FOP validation (Lander et ppt)</p> <p>Delta FOP validation (OCN only)</p> <p>Validation of the turn on accuracy requirement</p> <p>OBCP propagation delay</p> <p>Interference Test Lander</p> <p>Study of the CDMS propagation delay.</p>			<p>ok</p> <p>ok</p>	<p>RCN008</p> <p>RCN009</p> <p>RCN010</p> <p>RCN011</p>	<p><i>CNS_15</i></p> <p><i>CNS_16</i></p> <p><i>R_LZ007</i></p> <p><i>CNS_2</i></p> <p><i>CNS_14</i></p>
PC12	<p>Delta Interference test Obiter</p> <p>Time tag sequence Validation on board</p> <p>Ping Pong with RF link</p> <p>Long term sequence validation</p> <p>Ping Pong Umbilical</p> <p>UFT O</p> <p>UFT L</p> <p>Interference Test Lander</p>	Time Tagged	<p>closed</p> <p>successful</p> <p>successful</p> <p>successful</p> <p>successful</p> <p>successful</p> <p>successful</p> <p>successful</p> <p>successful</p>	<p>done</p> <p>TB repeated</p> <p>TB repeated</p> <p>TB done</p> <p>TB repeated</p> <p>TB repeated</p> <p>TB repeated</p> <p>done</p>	<p>RCN001</p> <p>RCN003</p> <p>RCN004</p> <p>CN005</p> <p>CN006</p> <p>CN007</p> <p>CN012</p>	<p><i>R_LZ008</i></p> <p><i>CNS_6</i></p> <p><i>R_LZ010</i></p> <p><i>CNS_8</i></p> <p><i>CNS_11</i></p> <p><i>R_LZ007</i></p> <p><i>CNS_2</i></p>
PC13	SDL validation		successful			



# CONCERT

Project Reference RO-OCN-TN-3802

Title Concert In-flight operation report

Author A. Herique, JP.Goutail, W.Kofman, S. Zine

Revision - Date V14.0 – 13/12/2017

Page 95 / 96

	Interference Test Lander (delta required by sesame)		closed	done		<i><b>R_LZ007</b></i>
	UFT O		successful		CN007	<i><b>CNS_2</b></i>
	UFTL		successful			
Delayed						
x	Validation of the turn on accuracy requirement				CN010	<i><b>CNS_16</b></i>
x	Command propagation delay				CN011	
x	Study of the CDMS propagation delay.					<i><b>CNS_14</b></i>



# CONCERT

*Project Reference* RO-OCN-TN-3802

*Title* Concert In-flight operation report

*Author* A. Herique, JP.Goutail, W.Kofman, S. Zine

*Revision - Date* V14.0 – 13/12/2017

*Page* 96 / 96

---

- End of Document -