



HERSCHEL / PLANCK


Generic Data Collection

H-P-1-ASP-TN-0543

Rédigé par / Written by	Responsabilité-Service-Société Responsibility-Office -Company	Date	Signature
S. Dos Santos	Database Manager	25.1.2007	
Vérifié par / Verified by			
F. Chatte	Ground Segment Interface and Operation Manager	25.1.2007	
F. Sauvage	Command / Control Manager	25/1/2007	
Approbation / Approved			
T.Grassin	Product Assurance Manager	30/01/07	
J.M. Reix	Deputy Project Manager	30/01/07	

Data management : G. SERRA

Entité Emettrice : Alcatel Space - Cannes
(détentrice de l'original) :



HERSCHEL/PLANCK		DISTRIBUTION RECORD	
DOCUMENT NUMBER : H-P-1-ASP-TN-0543		Issue / Rev. : <u>06</u>	
		Date: <u>22-01-2006</u>	
EXTERNAL DISTRIBUTION		INTERNAL DISTRIBUTION	
ESA	Yes	HP team	Yes
ASTRIUM	Yes		
ALENIA	Yes		
GMV	Yes		
HFI	Yes		
HFI	Yes		
LFI	Yes		
PACS	Yes		
SPIRE	Yes		
SCE	Yes		



ISSUE	DATE	§ : DESCRIPTION DES EVOLUTIONS § : CHANGE RECORD	REDACTEUR AUTHOR
1.0	8/06/2004	Generic Data Definition inside HPSDB	S. Dos Santos
1.1	21/10/2004	<p>Add note for explanation of TC packet header GX0001000</p> <p>Chapter 1 :</p> <p style="padding-left: 20px;">Addition of a note for PSICD template relevant to SID1 and SID2 position and length for each (type, subtype) couple</p> <p style="padding-left: 20px;">Addition of a paragraph relevant to S2K identifiers for curves, command verification stage and parameter range set.</p> <p>Chapter 3.1.2</p> <p style="padding-left: 20px;">Modification of subtitle</p> <p>Chapter 3.4</p> <p style="padding-left: 20px;">Note added to explain generic CVS S2K identifier</p> <p>Chapter 3.7.6</p> <p style="padding-left: 20px;">Note added to explain generic command parameter range set S2K identifier</p> <p>Chapter 3.8</p> <p style="padding-left: 20px;">Note added to explain generic curve S2K identifier</p> <p>Note : the implementation of generic S2K identifier for curve, CVS and parameter range set have been decided during DMWG21 (20/10/04)</p> <p>Chapter 3.1.2</p> <p style="padding-left: 20px;">Updated according to PSICD 5.0 and in order to have unique PIC table</p> <p>All chapters</p> <p style="padding-left: 20px;">Minor corrections</p> <p>Chapter 3.8.1</p> <p style="padding-left: 20px;">Addition of digital curves SET / RESET and RESET / SET according to SES request</p> <p>Note : SES request for dummy TM parameters has not been included in this version. It will be in next one.</p>	F. Chatte
1.2	30/12/2004	<p>Add Spare acquisition parameters (1 to 16 bits)</p> <p>GMS01000</p> <p>GMS02000</p> <p>GMS03000</p> <p>GMS04000</p> <p>GMS05000</p> <p>GMS06000</p> <p>GMS07000</p> <p>GMS08000</p> <p>GMS09000</p> <p>GMS10000</p> <p>GMS11000</p> <p>GMS12000</p> <p>GMS13000</p> <p>GMS14000</p> <p>GMS15000</p> <p>GMS16000</p> <p>Update the Command header parameter identifier from</p>	S. Dos Santos



		<p>GBSCF000 to GBSCS000</p> <p>Add the command parameters: GPABS000 (Absolute Time-Tag needed for CCS) GPSUB000 (Sub-Schedule for TTs needed for CCS)</p> <p>Add the command parameters: GPACT000 (Mandatory but not used in AIT. Forced to 0) GPRCD000 (RC Id identify the command to be executed on SCOE (identifies by APID) GPSTR000 (Structure Id)</p> <p>Add the TC packet GCOTT000 (Insert MTL-Telecommands in Command Schedule needed for CCS)</p>	
1.3	17/01/2005	<p>Add a TC packet Header GX001000 without header (ALS DBN 0036) (see chapter 3.2.1.2 TC Packet Header Without Header)</p> <p>Add Identifier 1 position =18 and Identifier 1 width =2 to TM PSICD packet 000TMPS003010000 (see chapter 3.1.2.9TM HK Parameter Report Definitions Report (3, 10))</p> <p>Add Identifier 1 position =18 and Identifier 1 width =2 to TM PSICD packet 000TMPS003012000 (see chapter 3.1.2.10TM Diagnostic Parameter Definition Report (3, 12))</p>	S. Dos Santos
1.4	23/05/2005	<p>Acronyms Update (see chapter 2.2 Introduction)</p> <p>Update the Pcf,Ptc attributes from the Acquisition Spare Parameters 9 bits to 16 bits (see chapter 3.7.1.9 Spare 9 – Bit)</p> <p>Add the attribute Category flag, to all items</p> <p>Add 16 Spare Acquisition parameters for software users (see 3.7.2 Acquisition Parameters (for OBSW User).)</p> <p>Update Generic curves id , to be compliant with the issue 2.2 of AD1</p> <p>Correct error on digital point of curve G000018000 (see 3.8.1.19 STOP_RUN_PAUSE)</p> <p>Add Comand verification stages</p> <ul style="list-style-type: none"> • CVS- Acceptance (see chapter 3.4.1Command verification stage-Acceptance) • CVS – Start (see chapter 3.1.2.3TM TC Acceptance Report-Failure (1, 2)) • CVS – Progress number 0 (see chapter 3.4.5Command verification stage Progress number 0) • CVS – Progress number 1 (see chapter3.4.6Command verification stage Progress number 1) • CVS – Progress number 2 (see chapter 3.4.7Command verification stage Progress number 2 • CVS – Progress number 3 (see chapter 3.4.8Command verification stage Progress number 3) 	S. Dos Santos



		<ul style="list-style-type: none"> • CVS – Progress number 4 (see chapter 3.4.9 Command verification stage Progress number 4) • CVS – Progress number 5 (see chapter 3.4.10 Command verification stage Progress number 5) • CVS – Progress number 6 (see chapter 3.4.11 Command verification stage Progress number 6) • CVS – Progress number 7 (see chapter 3.4.12 Command verification stage Progress number 7) • CVS – Progress number 8 (see chapter 3.4.13 Command verification stage Progress number 8) • CVS – Progress number 9 (see chapter 3.4.14 Command verification stage Progress number 9) • CVS – Completion (see chapter 3.4.15 Command verification stage Completion) <p>Add Annex with Generic XML print</p>	
2	17/11/2005	<ul style="list-style-type: none"> • Chapter 3.1.2 TM packet PSICD data , Update the field Identifier 2 position =NULL to '-1' and Identifier 2 width =NULL to '0' • Chapter 3.1.2.21- Update Short Description of TM PSICD Template 000TMPS008009000 • Chapter 3.1.2.29 - Update Short Description of TM PSICD Template 000TMPS014007000 • Chapter 3.1.2.30 TM Storage Selection Definition Report (15, 6) Update the field Identifier 1 position = '16' to '-1' and Identifier 2 width = '8' to '0' • Chapter 3.2.1 - TC packet header data- Correct attributes • Chapter 3.7.3- Add Command Header Parameter Value, and Calibration Type = N (None) • Chapter 3.7.3.8 – Add Command Header Parameter • Chapter 3.7.3.9 – Add Command Header Parameter • Chapter 3.7.3.10– Add Command Header Parameter • Chapter 3.7.3.11– Add Command Header Parameter • Chapter 3.7.3.12– Add Command Header Parameter • Chapter 3.7.3.13– Add Command Header Parameter • Chapter 3.7.3.14– Add Command Header Parameter • Chapter 3.7.3.15– Add Command Header Parameter • Chapter 3.7.3.10 - Update Desc of command Header parameter GBDF000 SDesc=DFH to SDesc=DFH set to YES and LDesc=DFH to LDesc=Data Field Header Flag set to YES • Chapter 3.7.3.11 - Update Desc of command Header parameter GBFNF000 SDesc=DFH to SDesc=DFH set to NO and LDesc=DFH to Ldesc=Data Field Header Flag set to NO • Chapter 3.7.3.12- Change Long Desc of command Header parameter GBFSF000 Ldesc= Seq Flag to LDesc=Sequence Flag • Chapter 3.7.3.13- Change Long Desc of command Header parameter GBFSH000" Ldesc= Sec Header to LDesc=Secondary Header • Chapter 3.7.3.14- Change Desc of command Header parameter GBFPU000" SDesc=PUS to Sdesc=PUS Version and Ldesc= PUS to LDesc=Tc Packet PUS Version 	S. Dos Santos



		<ul style="list-style-type: none"> Chapter 3.7.6.4- activity ID – Item name corrected Chapter 3.7.7 Add User Constant Parameter Chapter 3.7.6.5 – RC ident – Item corrected Chapter 3.8.1.34 DETECTED/NOT DETECTED Add curve G000036000 Chapter 3.8.1.35 NOT DETECTED/DETECTED Add curve G000037000 Chapter 3.8.1.36 ARMED/DISARMED Add curve G000038000 Chapter 3.8.1.37 <u>DISARMED / ARMED</u> Add curve G000039000 Chapter 3.8.1.38 YES/NO Add curve G000040000 Chapter 3.8.1.39 <u>NO / YES</u> Add curve G000041000 Chapter 3.8.1.40 <u>START/ STOP</u> Add curve G000042000 Chapter 3.8.1.41 <u>STOP/ START</u> Add curve G000043000 Chapter 3.8.1.42 ENVIRONMENT Add curve G000044000 Chapter 3.8.4.1 – G000011000 – For TM only Chapter 3.8.4.2 – G000012000 – For TM only <ul style="list-style-type: none"> Update Annex 3 with Applicable XML file Generic_Data_v2_11_xml 	
3	19/09/2006	<ul style="list-style-type: none"> DBAMN-034-Chapter - TM Packet Stores Catalogue Report (15, 13) Update the field Identifier 1 position =16 and Identifier 1 width =8 DBAMN-035-Add new Command verification stages see Chapter - Command verification stage DBAMN-037-Add two TC Frame see Chapter - Telecommands DBAMN-037 Add parameter range set (0,200) allowed values on the PSICD to the command parameter GPVAL000. See Chapter- Parameter range set data DBAMN-038-Add new command parameters (equivalent to the command header parameters but editable inside the TC packet) see Chapter-Command Parameters DBAMN-038-Add the TC packet see Chapter - TC Packet Header With Data Field Header DBAMN-038-Add the TC packet see Chapter- TC without the secondary header plus all the "header" parameters defined as editable command parameters DBAMN-043-Add ID Curve see Chapter - ID Curve DBAMN-044-AddTM PSID template 000TMPS000000000 see Chapter - Standard Spacecraft Time Source Packet (0, 0) DBAMN-059-Update Ack flags =9 on GCT00000. See Chapter - Load Command on the MTL Add the mandatory fields (Byte=0,Bit=0) of the UDC GNENV000 (ie position inside UDC packet) see Chapter - User Constant Parameter- Dynamic Update Annex 3 with Applicable XML file Generic_Data_v2_13_xml 	S Dos Santos




4	20/11/2006	<ul style="list-style-type: none"> • DBAMN-090 <ul style="list-style-type: none"> ◦ Closure of AI#8485-31. Add parameter GPTCP000 (Variable octect string) to TC GCOTT000 see Chapter 3.2.2.1Load Command on the MTL • Add CVS to TC GCOTT000 see Chapter 3.2.2.1Load Command on the MTL • Add Curve G000102000 PT2K 118BJA strd (Eng Value kelvin to Raw value ADC Hex) See Chapter 3.8.2.2 PT2K 118BJA strd • Remove polynomial curve G000012000. See chapter 3.8.4 Polynomial Curves • Update sdesc of polynomial curve G000011000 see chapter 3.8.4 Polynomial Curves • Update Annex 3 with Applicable XML file Generic_Data_v2_15_xml 	S Dos Santos
5	05/12/2006	<ul style="list-style-type: none"> • DBAMN-094 <ul style="list-style-type: none"> ◦ Delete duplicated raw value, point raw=25 Eng=18.15 on Discrete curve G000102000 PT2K 118BJA ADC to K (Agreed with AAS-F Expert). See Chapter 3.8.2.2 PT2K 118BJA strd • Update Annex 3 with Applicable XML file Generic_Data_v2_16_xml 	S Dos Santos
<u>6</u>	<u>22/01/2007</u>	<ul style="list-style-type: none"> • <u>DBAMN-111</u> <u>Change Curve Use Flag =Both on Discrete Generic curve G000102000. See Chapter 3.8.2.2 PT2K 118BJA strd</u> • <u>Update Annex 3 with Applicable XML file Generic_Data_v2_17_xml</u> 	<u>S Dos Santos</u>




TABLE OF CONTENTS


1.	INTRODUCTION.....	13
2.	APPLICABLE AND REFERENCE DOCUMENTS	15
2.1	APPLICABLE DOCUMENTS.....	15
2.1.1	Reference documents.....	15
2.2	ACRONYMS	15
2.3	DEFINITION.....	15
3.	GENERIC ITEMS:.....	16
3.1	TELEMETRY:	16
3.1.1	TM packet standard.....	16
3.1.2	TM packet PSICD data.....	17
3.1.2.1	Standard Spacecraft Time Source Packet (0, 0).....	17
3.1.2.2	TM TC Acceptance Report- Success (1, 1).....	18
3.1.2.3	TM TC Acceptance Report- Failure (1, 2).....	18
3.1.2.4	TM TC Execution Report-Started (1, 3).....	18
3.1.2.5	TM TC Execution Report-Progress (1, 5)	18
3.1.2.6	TM Execution Report-Completed (1, 7).....	18
3.1.2.7	TM TC Execution Report-Failure (1, 8).....	18
3.1.2.8	TM TC Contents Report (1, 9).....	18
3.1.2.9	TM HK Parameter Report Definitions Report (3, 10)	19
3.1.2.10	TM Diagnostic Parameter Definition Report (3, 12).....	19
3.1.2.11	TM HK Parameter Report (3, 25).....	19
3.1.2.12	TM Diagnostic Parameter Report (3, 26)	19
3.1.2.13	TM Event Report (5, 1).....	19
3.1.2.14	TM Exception Report (5, 2)	19
3.1.2.15	TM Error/Alarm Report (5,4).....	20
3.1.2.16	TM Memory Dump, Absolute Addresses (6, 6).....	20
3.1.2.17	TM Memory Check Report , Absolute addresses (6, 10)	20
3.1.2.18	TM Function Status Report (8, 6).....	20
3.1.2.19	TM SREM Data Report (8, 7).....	20
3.1.2.20	TM VMC Data Report (8, 8).....	20
3.1.2.21	TM Mass Memory Dump Report (8, 9).....	20
3.1.2.22	TM Central Time Reference (9, 8)	21
3.1.2.23	TM Time Verification Report (9, 9).....	21
3.1.2.24	TM Detailed Schedule Report (11, 10).....	21
3.1.2.25	TM Summary Schedule Report (11, 13).....	21
3.1.2.26	TM Command Schedule Status Report (11, 19)	21
3.1.2.27	TM Current Monitoring List Report (12, 9).....	21
3.1.2.28	TM Enabled Telemetry Packets Report (14, 4).....	21
3.1.2.29	TM Packets Down-linking / Storage Status Report (14, 7)	22
3.1.2.30	TM Storage Selection Definition Report (15, 6).....	22
3.1.2.31	TM Packet Stores Catalogue Report (15, 13)	22
3.1.2.32	TM Connection Test Report (17, 2).....	22
3.1.2.33	TM On-Board Control Procedures List Report (18, 9)	22
3.1.2.34	TM Active OBCPs List Report (18, 11).....	22
3.1.2.35	TM OBCP Status Report (18, 13).....	22
3.1.2.36	TM OBCP Contents Report (18, 15).....	23
3.1.2.37	TM Event Detection List Report (19, 7).....	23
3.1.2.38	TM Nominal Science Data Report (21, 1).....	23
3.1.2.39	TM Science Type B Data Report (21, 2)	23
3.1.2.40	TM Diagnostic Science Data Report (21, 3).....	23
3.1.2.41	TM Auxiliary Science Data Report (21, 4).....	23
3.1.3	TM Packet Data.....	23
3.1.4	TM Packet SCOS archiving.....	24
3.1.5	TM structure data	24



3.1.6	TM packet group data	24
3.2	TELECOMMANDS	24
3.2.1	TC packet header data	24
3.2.1.1	TC Packet Header With Data Field Header.....	24
3.2.1.2	TC Packet Header Without Header	24
3.2.1.3	TC Packet Header Without Data Field Header.....	25
3.2.2	TC packet data.....	25
3.2.2.1	Load Command on the MTL.....	25
3.2.2.2	TC with the secondary header plus all the "header" parameters defined as editable command parameters .	26
3.2.2.3	TC without the secondary header plus all the "header" parameters defined as editable command parameters	26
3.2.2.4	TC Unlock Directive	27
3.2.2.5	TC- Set V(R) Directive	27
3.2.3	TC structure data	27
3.2.4	TC packet group data	27
3.3	COMMAND SEQUENCES	28
3.3.1	Command Sequences.....	28
3.4	COMMAND VERIFICATION STAGE	28
3.4.1	Command verification stage- Acceptance Interval 10	28
3.4.2	Command verification stage- Acceptance Interval 24	28
3.4.3	Command verification stage Start- Interval 20.....	28
3.4.4	Command verification stage Start-Interval 24.....	29
3.4.5	Command verification stage Progress number 0.....	29
3.4.6	Command verification stage Progress number 1.....	29
3.4.7	Command verification stage Progress number 2.....	29
3.4.8	Command verification stage Progress number 3.....	30
3.4.9	Command verification stage Progress number 4.....	30
3.4.10	Command verification stage Progress number 5	30
3.4.11	Command verification stage Progress number 6	30
3.4.12	Command verification stage Progress number 7	31
3.4.13	Command verification stage Progress number 8	31
3.4.14	Command verification stage Progress number 9	31
3.4.15	Command verification stage Completion- Interval 60.....	32
3.4.16	Command verification stage Completion- Interval 72.....	32
3.4.17	Command verification stage Completion- Interval 72 (Source – Check of monitoring parameters)....	32
3.5	1553 MESSAGES	32
3.5.1	Command word.....	32
3.5.2	1553 Status word data	33
3.5.3	1553 Message data.....	33
3.5.4	1553 Acquisition command link.....	33
3.5.5	1553 Structure.....	33
3.5.6	1553 Message group data.....	33
3.6	OBDH.....	33
3.6.1	OBDH interrogation.....	33
3.6.2	OBDH acquisition command link.....	33
3.6.3	OBDH interrogation group data	33
3.7	PARAMETERS	33
3.7.1	Acquisition Parameters (All except and FDD).....	33
3.7.1.1	Spare 1 – Bit.....	34
3.7.1.2	Spare 2 – Bit.....	34
3.7.1.3	Spare 3 – Bit.....	34
3.7.1.4	Spare 4 – Bit.....	34
3.7.1.5	Spare 5 – Bit.....	34
3.7.1.6	Spare 6 – Bit.....	34
3.7.1.7	Spare 7 – Bit.....	34
3.7.1.8	Spare 8 – Bit.....	35
3.7.1.9	Spare 9 – Bit.....	35



3.7.1.10	Spare 10 – Bit.....	35
3.7.1.11	Spare 11 – Bit.....	35
3.7.1.12	Spare 12 – Bit.....	35
3.7.1.13	Spare 13 – Bit.....	35
3.7.1.14	Spare 14 – Bit.....	35
3.7.1.15	Spare 15 – Bit.....	35
3.7.1.16	Spare 16 – Bit.....	36
3.7.2	Acquisition Parameters (for OBSW User).....	36
3.7.2.1	OBSW Spare 1 – Bit.....	36
3.7.2.2	OBSW Spare 2 – Bit.....	36
3.7.2.3	OBSW Spare 3 – Bit.....	36
3.7.2.4	OBSW Spare 4 – Bit.....	36
3.7.2.5	OBSW Spare 5 – Bit.....	37
3.7.2.6	OBSW Spare 6 – Bit.....	37
3.7.2.7	OBSW Spare 7 – Bit.....	37
3.7.2.8	OBSW Spare 8 – Bit.....	37
3.7.2.9	OBSW Spare 9 – Bit.....	37
3.7.2.10	OBSW Spare 10 – Bit.....	37
3.7.2.11	OBSW Spare 11 – Bit.....	37
3.7.2.12	OBSW Spare 12 – Bit.....	37
3.7.2.13	OBSW Spare 13 – Bit.....	38
3.7.2.14	OBSW Spare 14 – Bit.....	38
3.7.2.15	OBSW Spare 15 – Bit.....	38
3.7.2.16	OBSW Spare 16 – Bit.....	38
3.7.3	Command Header Parameters.....	38
3.7.3.1	APID.....	38
3.7.3.2	Sequence Count Source Part.....	38
3.7.3.3	Sequence Count Sequence Part.....	39
3.7.3.4	Packet Length.....	39
3.7.3.5	Acknowledgement flags.....	39
3.7.3.6	Packet Type.....	39
3.7.3.7	Packet Subtype.....	39
3.7.3.8	Version Number.....	39
3.7.3.9	Type.....	39
3.7.3.10	Data Field Header Flag set to YES.....	40
3.7.3.11	Data Field Header Flag set to NO.....	40
3.7.3.12	Sequence Flag.....	40
3.7.3.13	Secondary Header.....	40
3.7.3.14	PUS.....	40
3.7.3.15	SPARE.....	40
3.7.4	Command Parameters- SPARE.....	41
3.7.4.1	Spare 1 - Bit.....	41
3.7.4.2	Spare 2 - Bit.....	41
3.7.4.3	Spare 3 - Bit.....	41
3.7.4.4	Spare 4 - Bit.....	41
3.7.4.5	Spare 5 - Bit.....	41
3.7.4.6	Spare 6 – Bit.....	41
3.7.4.7	Spare 7 - Bit.....	42
3.7.4.8	Spare 8 – Bit.....	42
3.7.4.9	Spare 9- Bit.....	42
3.7.4.10	Spare 10 – Bit.....	42
3.7.4.11	Spare 11- Bit.....	42
3.7.4.12	Spare 12- Bit.....	42
3.7.4.13	Spare 13 – Bit.....	42
3.7.4.14	Spare 14 – Bit.....	42
3.7.4.15	Spare 15 – Bit.....	43
3.7.4.16	Spare 16- Bit.....	43
3.7.5	Command Parameters- (Same definition as Header Parameters).....	43
3.7.5.1	APID.....	43
3.7.5.2	Sequence Count Source Part.....	43
3.7.5.3	Sequence Count Sequence Part.....	43



3.7.5.4	Packet Length	44
3.7.5.5	Acknowledgement flags	44
3.7.5.6	Packet Type	44
3.7.5.7	Packet Subtype	44
3.7.5.8	Version Number	44
3.7.5.9	Type.....	44
3.7.5.10	Data Field Header Flag set to YES	44
3.7.5.11	Data Field Header Flag set to NO	45
3.7.5.12	Sequence Flag.....	45
3.7.5.13	Secondary Header	45
3.7.5.14	PUS.....	45
3.7.6	Command Parameters	45
3.7.6.1	Absolute Time-Tag.....	46
3.7.6.2	Sub-Schedule for TTs	46
3.7.6.3	Telecomand Octet String.....	46
3.7.6.4	Activity Id.....	46
3.7.6.5	RC Ident.....	46
3.7.6.6	Structure Id Field.....	46
3.7.7	User Constant Parameter- Dynamic	46
3.7.8	Parameter group data.....	47
3.7.9	Parameter set data	47
3.7.10	Parameter value set.....	47
3.7.11	Parameter range set data	47
3.8	CALIBRATION CURVES.....	47
3.8.1	Digital curve data	48
3.8.1.1	OFF/ON	48
3.8.1.2	ON / OFF	48
3.8.1.3	NOMINAL / REDUNDANT	48
3.8.1.4	REDUNDANT / NOMINAL	49
3.8.1.5	OK / FAULT.....	49
3.8.1.6	FAULT / OK.....	49
3.8.1.7	ACTIVE /NOTACTIVE.....	49
3.8.1.8	NOTACTIVE/ACTIVE.....	50
3.8.1.9	CLOSE/OPEN	50
3.8.1.10	OPEN/CLOSE	50
3.8.1.11	TRUE/FALSE	51
3.8.1.12	FALSE/TRUE	51
3.8.1.13	BUS_B/BUS_A	51
3.8.1.14	BUS_A/BUS_B	52
3.8.1.15	REMOTE/LOCAL.....	52
3.8.1.16	LOCAL/REMOTE.....	52
3.8.1.17	ENABLED/DISABLED	53
3.8.1.18	DISABLED/ ENABLED	53
3.8.1.19	STOP_RUN_PAUSE	53
3.8.1.20	STATUS	54
3.8.1.21	PASSED/FAILED	54
3.8.1.22	FAILED/ PASSED	54
3.8.1.23	ONLINE/OFFLINE	55
3.8.1.24	OFFLINE/ONLINE	55
3.8.1.25	RUNNING/NOT_RUNNING	55
3.8.1.26	NOT_RUNNING/RUNNING	56
3.8.1.27	B/A	56
3.8.1.28	A/B	56
3.8.1.29	Tripped/OK.....	57
3.8.1.30	GO/NOGO	57
3.8.1.31	NOGO/GO	57
3.8.1.32	SET/RESET	58
3.8.1.33	RESET/SET	58
3.8.1.34	DETECTED/NOT DETECTED	58
3.8.1.35	NOT DETECTED/DETECTED	59
3.8.1.36	ARMED/DISARMED	59



3.8.1.37	DISARMED / ARMED	59
3.8.1.38	YES/NO	60
3.8.1.39	NO / YES	60
3.8.1.40	START/ STOP	60
3.8.1.41	STOP/ START	61
3.8.1.42	ENVIRONMENT	61
3.8.2	Discrete Analogue curve	61
3.8.2.1	ID Curve	61
3.8.2.2	PT2K 118BJA strd	62
3.8.3	Logarithm curve equation data	64
3.8.4	Polynomial Curves	64
3.8.4.1	Thermistor Type GB42	64
3.8.4.2	Thermistor for Platinum Probe 2k 118MF	64
3.9	DISPLAYS	65
3.9.1	Alphanumeric display data	65
3.9.2	Graphic display data	65
3.9.3	Scrolling Display	65
3.9.4	Variable SCOS packet display data	65
3.10	CONSTANTS	65
3.10.1	Constants	65
4.	UPDATING GENERIC BOX CONTENTS PROCESS	65
5.	ANNEX 1- CURVE G00011000- THERMISTOR TYPE GB42	66
6.	ANNEX 2- CURVE G000102000- PT2K 118BJA ADC TO K	69
7.	ANNEX 3- GENERIC DATA XML FILE	73



1. INTRODUCTION

This technical note has the objective to identify the generic items that shall be input on HPSDB central site by the prime company before HPSDB being available to the Users.

Generic items are the items which are not attached to an element, subsystem or model but which can be referenced by any element, subsystem or model. Those items are not instantiated, they are defined in the generic box. HPSDB supports the definition of all items as generic.

All the HPSDB Users have read access to this type of data, but only the HPSDB central site manager has write access.

It is expected that all HPSDB users make use of those generic items in order to avoid unsafe duplication of items (for instance several ON / OFF curves with small differences in the way that they are implemented). In particular, reference must be made to :

- TM PSICD items
One TM PSICD item is present plus 1 for Time Packet in generic box for each TM service type, and subtype defined on RD1 (see 3.1.2 TM packet PSICD data). There is no need to create any other TM Packet PSICD or TM Packet Standard.
Note that for TM (8,6),TM(8,7) and TM (8,9) the Function ID and the Activity ID defined on RD1 as two 8- bit parameters have been merged in an unique 16 bit parameter.
Note : the generic PSICD items contains the structure identifier 1 (SID1) and the structure identifier 2 (SID2) position and length which shall be used by all the Herschel / Planck users (refer to AD1 issue 2.2).
- Acquisition parameter items
16 Spare acquisition parameters are defined for all users except Flight Dynamic Data
16 Spare acquisition parameters are defined only for Software Users.
- User Defined constant Dynamic- One UDC is created to define the environment description.
- TC Packet Header items
Three TC packet Header are defined (see 3.2.1 TC packet header data)
 - GX000000 has to be refer to by all TC packets defined in RD1 except the standard TC (2,3)
 - GX001000 TC packet header without header (ie no entries on the pcpc.dat and tcpf.dat scos tables)
 - GX002000 has to be refer to by the standard TC (2,3)Consequently there is no need to create any other TC packet header nor Command Header parameters items.
An exception to this rule can be envisaged for the testing of TC packet with TC Header rejection. Because a wrong TC packet will not be created on a generic box.
- Command Header Parameters
15 command header parameters are defined for all users except Flight Dynamic Data
- TC Packet
Load Command on the MTL
TC -With the secondary header plus all the header parameters defined as editable command parameters
TC-Without the secondary header plus all the header parameters defined as editable command parameters
TC Frame- Unlock Directive
- TC Frame- set V(R)
- 17 Command Verification stages



- Command parameter items
 - 16 Spare command parameters are defined with value 0
 - 6 command parameters.
 - 15 command parameters (editable parameters associated to the two TC with the secondary header plus all the header parameters defined as editable command parameters, TC-Without the secondary header plus all the header parameters defined as editable command parameters)
- Calibration Curves
 - 42 digital calibration curves are defined (see 3.8.1 Digital curve data)
 - 2 Discrete curve
 - 1 polynomial calibration curves are defined (see 3.8.4 Polynomial Curves)
- 1 Parameter Range set
- 1 Packet standard Template

For the following generic items :

- Calibration curve,
- Command verification stage,
- Parameter range set

In addition due to S2K Command Verification Stage identifier format (integer in the range [0..65535], the HPSDB generic CVS identifier shall be in the range [000-9999], this is not controlled by HPSDB it is the user responsibility to check it.



2. APPLICABLE AND REFERENCE DOCUMENTS

2.1 Applicable documents

AD1	H-P-1-ASPI-ID-0141	Naming convention specification
AD2	H-P-1-ASPI-SP-0082	System Database Specification

2.1.1 Reference documents

RD1	SCI-PT-ICD-7527	Packet Structure Interface Control Document
RD2	H-P-1-ASPI-SP-0027	General Design and Interface Requirements
RD3	DSN 3408 02 AA	Thermistor Fenwal N 526-31-bs13-153 with ETFE wire Technical specification supply
RD4	P-HPL-NOT-00076-SE	CDMU Software interface Control Document for Basic Software (BSW)
RD5	ASP- IPTS-1968 15-01-89	Rosemount Aerospace inc

2.2 Acronyms

CVS	Command Verification Stage
FDD	Flight Dynamic Data
HP	Herschel-Planck
HPADB	Herschel / Planck System Data Base
MMI	Man Machine Interface
OBSW	OnBoard SoftWare
TBW	To be write
XML	eXtensive Markup Language

2.3 Definition




3. GENERIC ITEMS:

3.1 Telemetry:

3.1.1 TM packet standard

TM_STD_TEMPL_GN	
Id	000TMSD0000000
CfCode	7
SDesc	Tm Packet Standard
LDesc	Tm Standard Template common to Herschel and Planck
ChangeRea...	GENERIC DATA

For Complete Generic Data xml file see Annex 3



3.1.2 TM packet PSICD data

TM_PSICD_TEMPL_GN (41)	ServiceType	ServiceSubtype	CfCode	SDesc	LDesc	TmStdTempRef	PriWid	Pi1Off	Pi2Wid	Pi2Off	ChangeReason
1	0	0	15	TM_TimePacket	Standard Spacecraft Time Source Packet	000TMSD0000000	0	0		-1	DBAMN-044
2	1	1	7	TM_TCAccpSuccess	Telecommand Acceptance Report - Success (1_1)	000TMSD0000000	0	-1	0	-1	GENERIC DATA
3	1	2	7	TM_TCAccpFailure	Telecommand Acceptance Report - Failure (1_2)	000TMSD0000000	16	20	0	-1	GENERIC DATA
4	1	3	7	TM_TCExeStarted	Telecommand Execution Report - Started (1_3)	000TMSD0000000	0	-1	0	-1	GENERIC DATA
5	1	5	7	TM_TCExeProgress	Telecommand Execution Report - Progress (1_5)	000TMSD0000000	0	-1	0	-1	GENERIC DATA
6	1	7	7	TM_TCExeCompleted	Telecommand Execution Report - Completed (1_7)	000TMSD0000000	0	-1	0	-1	GENERIC DATA
7	1	8	7	TM_TCExeFailure	Telecommand Execution Report - Failure (1_8)	000TMSD0000000	16	20	0	-1	GENERIC DATA
8	1	9	7	TM_TCContentsReport	Telecommand Contents Report (1_9)	000TMSD0000000	0	-1	0	-1	GENERIC DATA
9	3	10	7	TM_HKParameterDefReport	HK Parameter Report Definitions Report (3_10)	000TMSD0000000	2	16	0	-1	GENERIC DATA
10	3	12	7	TM_DiagnosticDefParameter	Diagnostic Parameter Report Definitions Report (3_12)	000TMSD0000000	2	16	0	-1	GENERIC DATA
11	3	26	7	TM_DiagnosticParameter	Diagnostic Parameter Report (3_26)	000TMSD0000000	16	16	0	-1	GENERIC DATA
12	3	25	7	TM_HKParameterReport	HK Parameter Report (3_25)	000TMSD0000000	16	16	0	-1	GENERIC DATA
13	5	1	7	TM_EventReport	Event Report (5_1)	000TMSD0000000	16	16	16	18	GENERIC DATA
14	5	2	7	TM_ExceptionReport	Exception Report (5_2)	000TMSD0000000	16	16	16	18	GENERIC DATA
15	5	4	7	TM_ErrorAlarmReport	Error Alarm Report (5_4)	000TMSD0000000	16	16	16	18	GENERIC DATA
16	6	6	7	TM_MemDumpAbsAd	Memory Dump Absolute Addresses (...)	000TMSD0000000	0	-1	0	-1	GENERIC DATA
17	6	10	7	TM_MemCheckAbsAd	Memory Check Report Absolute Addresses (6_10)	000TMSD0000000	0	-1	0	-1	GENERIC DATA
18	8	6	7	TM_FunctionStatus	Function Status Report (8_6)	000TMSD0000000	16	16	16	18	GENERIC DATA
19	8	7	7	TM_SREMDDataReport	SREM Data Report (8_7)	000TMSD0000000	16	16	16	18	GENERIC DATA
20	8	8	7	TM_VMCDataReport	VMC Data Report (8_8)	000TMSD0000000	16	16	0	-1	GENERIC DATA
21	8	9	7	TM_MassMemDumpReport	Mass Memory Dump Report (8_9)	000TMSD0000000	16	16	16	18	GENERIC DATA
22	9	8	7	TM_CentralTimeReference	Central Time Reference (9_8)	000TMSD0000000	0	-1	0	-1	GENERIC DATA
23	9	9	7	TM_TimeVerification	Time Verification Report (9_9)	000TMSD0000000	0	-1	0	-1	GENERIC DATA
24	11	10	7	TM_DetailedSchedule	Detailed Schedule Report (11_10)	000TMSD0000000	0	-1	0	-1	GENERIC DATA
25	11	13	7	TM_SummarySchedule	Summary Schedule Report (11_13)	000TMSD0000000	0	-1	0	-1	GENERIC DATA
26	11	19	7	TM_CmdScheduleStatus	Command Schedule Status Report (11_19)	000TMSD0000000	0	-1	0	-1	GENERIC DATA
27	12	9	7	TM_CurrentMonitorList	Current Monitoring List Report (12_9)	000TMSD0000000	0	-1	0	-1	GENERIC DATA
28	14	4	7	TM_EnabTMPacket	Enabled Telemetry Packets Report (14_4)	000TMSD0000000	0	-1	0	-1	GENERIC DATA
29	14	7	7	TM_DownLink	TM Packets Downlink Stor Status Report (14_7)	000TMSD0000000	0	-1	0	-1	GENERIC DATA
30	15	6	7	TM_StorageSelectDef	Storage Selection Definition Report (15_6)	000TMSD0000000	0	-1	0	-1	GENERIC DATA
31	15	13	7	TM_PacketStoresCatalogue	Packet Stores Catalogue Report (15_13)	000TMSD0000000	8	16	0	-1	DBAMN-034
32	17	2	7	TM_ConnectionTest	Connection Test Report (17_2)	000TMSD0000000	0	-1	0	-1	GENERIC DATA
33	18	9	7	TM_OnBoardCfProc	On-board Control Procedures List Report (18_9)	000TMSD0000000	0	-1	0	-1	GENERIC DATA
34	18	11	7	TM_ActiveOBCList	Active OBCLs List Report (18_11)	000TMSD0000000	0	-1	0	-1	GENERIC DATA
35	18	13	7	TM_OBCPStatus	OBCP Status Report (18_13)	000TMSD0000000	0	-1	0	-1	GENERIC DATA
36	18	15	7	TM_OBCPContents	OBCP Contents Report (18_15)	000TMSD0000000	0	-1	0	-1	GENERIC DATA
37	19	7	7	TM_EventDetectList	Event Detection List Report (19_7)	000TMSD0000000	0	-1	0	-1	GENERIC DATA
38	21	1	7	TM_NominalScienceData	Nominal Science Data Report (21_1)	000TMSD0000000	16	16	0	-1	GENERIC DATA
39	21	2	7	TM_ScienceTypeBData	Science Type B Data Report (21_2)	000TMSD0000000	16	16	0	-1	GENERIC DATA
40	21	3	7	TM_DiagScienceData	Diagnostic Science Data Report (21_3)	000TMSD0000000	16	16	0	-1	GENERIC DATA
41	21	4	7	TM_AuxScienceData	Auxiliary Science Data Report (21_4)	000TMSD0000000	16	16	0	-1	GENERIC DATA

3.1.2.1 Standard Spacecraft Time Source Packet (0, 0)

See definition on the table above.

For Complete Generic Data xml file see Annex 3



3.1.2.2 TM TC Acceptance Report- Success (1, 1)

See definition on the table above.

For Complete Generic Data xml file see Annex 3

3.1.2.3 TM TC Acceptance Report- Failure (1, 2)

See definition on the table above.

For Complete Generic Data xml file see Annex 3

3.1.2.4 TM TC Execution Report-Started (1, 3)

See definition on the table above.

For Complete Generic Data xml file see Annex 3

3.1.2.5 TM TC Execution Report-Progress (1, 5)

See definition on the table above.

For Complete Generic Data xml file see Annex 3

3.1.2.6 TM Execution Report-Completed (1, 7)

See definition on the table above.

For Complete Generic Data xml file see Annex 3

3.1.2.7 TM TC Execution Report-Failure (1, 8)


See definition on the table above.

For Complete Generic Data xml file see Annex 3

3.1.2.8 TM TC Contents Report (1, 9)

See definition on the table above.

For Complete Generic Data xml file see Annex 3



3.1.2.9 TM HK Parameter Report Definitions Report (3, 10)

See definition on the table above.

For Complete Generic Data xml file see Annex 3

3.1.2.10 TM Diagnostic Parameter Definition Report (3, 12)

See definition on the table above.

For Complete Generic Data xml file see Annex 3

3.1.2.11 TM HK Parameter Report (3, 25)

See definition on the table above.

For Complete Generic Data xml file see Annex 3

3.1.2.12 TM Diagnostic Parameter Report (3, 26)

See definition on the table above.

For Complete Generic Data xml file see Annex 3

3.1.2.13 TM Event Report (5, 1)


See definition on the table above.

For Complete Generic Data xml file see Annex 3

3.1.2.14 TM Exception Report (5, 2)

See definition on the table above.

For Complete Generic Data xml file see Annex 3



3.1.2.15 TM Error/Alarm Report (5,4)

See definition on the table above.

For Complete Generic Data xml file see Annex 3

3.1.2.16 TM Memory Dump, Absolute Addresses (6, 6)

See definition on the table above.

For Complete Generic Data xml file see Annex 3

3.1.2.17 TM Memory Check Report , Absolute addresses (6, 10)

See definition on the table above.

For Complete Generic Data xml file see Annex 3

3.1.2.18 TM Function Status Report (8, 6)

See definition on the table above.

For Complete Generic Data xml file see Annex 3

This generic definition applies if the packet contains the optional field SID. If the filed SID is not defined inside of the packet a dedicated TM Packet PSICD has to be defined. (This is not compliant with SCOS – PSICD will be modified : TBC)

3.1.2.19 TM SREM Data Report (8, 7)

See definition on the table above.

For Complete Generic Data xml file see Annex 3

3.1.2.20 TM VMC Data Report (8, 8)

See definition on the table above.

For Complete Generic Data xml file see Annex 3

3.1.2.21 TM Mass Memory Dump Report (8, 9)

See definition on the table above.

For Complete Generic Data xml file see Annex 3



3.1.2.22 TM Central Time Reference (9, 8)

See definition on the table above.

For Complete Generic Data xml file see Annex 3

3.1.2.23 TM Time Verification Report (9, 9)

See definition on the table above.

For Complete Generic Data xml file see Annex 3

3.1.2.24 TM Detailed Schedule Report (11, 10)

See definition on the table above.

For Complete Generic Data xml file see Annex 3

3.1.2.25 TM Summary Schedule Report (11, 13)

See definition on the table above.

For Complete Generic Data xml file see Annex 3

3.1.2.26 TM Command Schedule Status Report (11, 19)

See definition on the table above.

For Complete Generic Data xml file see Annex 3

3.1.2.27 TM Current Monitoring List Report (12, 9)


See definition on the table above.

For Complete Generic Data xml file see Annex 3

3.1.2.28 TM Enabled Telemetry Packets Report (14, 4)

See definition on the table above.

For Complete Generic Data xml file see Annex 3



3.1.2.29 TM Packets Down-linking / Storage Status Report (14, 7)

See definition on the table above.

For Complete Generic Data xml file see Annex 3

3.1.2.30 TM Storage Selection Definition Report (15, 6)

See definition on the table above.

For Complete Generic Data xml file see Annex 3

3.1.2.31 TM Packet Stores Catalogue Report (15, 13)

See definition on the table above.

For Complete Generic Data xml file see Annex 3

3.1.2.32 TM Connection Test Report (17, 2)

See definition on the table above.

For Complete Generic Data xml file see Annex 3

3.1.2.33 TM On-Board Control Procedures List Report (18, 9)

See definition on the table above.

For Complete Generic Data xml file see Annex 3

3.1.2.34 TM Active OBCPs List Report (18, 11)


See definition on the table above.

For Complete Generic Data xml file see Annex 3

3.1.2.35 TM OBCP Status Report (18, 13)

See definition on the table above.

For Complete Generic Data xml file see Annex 3



3.1.2.36 TM OBCP Contents Report (18, 15)

See definition on the table above.

For Complete Generic Data xml file see Annex 3

3.1.2.37 TM Event Detection List Report (19, 7)

See definition on the table above.

For Complete Generic Data xml file see Annex 3

3.1.2.38 TM Nominal Science Data Report (21, 1)

See definition on the table above.

For Complete Generic Data xml file see Annex 3

Note: no structure identifier extracted as far as it is science data.

3.1.2.39 TM Science Type B Data Report (21, 2)

See definition on the table above.

For Complete Generic Data xml file see Annex 3

Note: no structure identifier extracted as far as it is science data.

3.1.2.40 TM Diagnostic Science Data Report (21, 3)

See definition on the table above.

For Complete Generic Data xml file see Annex 3

Note: no structure identifier extracted as far as it is science data.

3.1.2.41 TM Auxiliary Science Data Report (21, 4)

See definition on the table above.

For Complete Generic Data xml file see Annex 3

Note: no structure identifier extracted as far as it is science data.

3.1.3 TM Packet Data

Not identified



3.1.4 TM Packet SCOS archiving

TBW. Waiting for clarification with ALS & Terma

3.1.5 TM structure data

Not identified

3.1.6 TM packet group data

Not identified

3.2 Telecommands

3.2.1 TC packet header data


3.2.1.1 TC Packet Header With Data Field Header

For Complete Generic Data xml file see Annex 3

TCH_GN	
Id	GX000000
ChangeReason	GENERIC DATA
CfCode	7
SDesc	TC_PacketHeader_DFHs1
LDesc	TC Packet Header with Data field Header (DFH=1)
TCH_EL_LIST	
TCH_EL (14)	
BitOffset	CmdhParRef
1 0	GBFVN000
2 3	GBFTY000
3 4	GBFDF000
4 5	GBAPD000
5 16	GBFSF000
6 18	GBSCT000
7 21	GBSCS000
8 32	GBLEN000
9 48	GBFSH000
10 49	GBFPU000
11 52	GBACK000
12 56	GBTYP000
13 64	GBSTY000
14 72	GBFS8000

3.2.1.2 TC Packet Header Without Header

For Complete Generic Data xml file see Annex 3



TCH_GN	
Id	GX001000
ChangeReason	GENERIC DATA
CfCode	7
SDesc	TC_Header_Without_Header
LDesc	TC Packet Header without Header

3.2.1.3 TC Packet Header Without Data Field Header

For Complete Generic Data xml file see Annex 3

TCH_GN	
Id	GX002000
ChangeReason	GENERIC DATA
CfCode	7
SDesc	TC packet header
LDesc	TC Packet Header with DFH=0
TCH_EL_LIST	
TCH_EL (8)	
BitOffset	CmdhParRef
1 0	GBFVN000
2 3	GBFTY000
3 4	GBFNF000
4 5	GBAPD000
5 18	GBFSF000
6 18	GBSCT000
7 21	GBSCS000
8 32	GBLEN000

Note:


For TC packet type = 2, subtype = 3 and ,APID=0, and MAPID =0, the TC packet header to be used is GX0002000 (ie with data field header flag set to 0 : no data field header)

For TC packet type = 2, subtype = 3 and ,APID=16, and MAPID =1, the TC packet header to be used is GX0000000 (ie with data field header flag set to 1 : existing data field header)

3.2.2 TC packet data

3.2.2.1 Load Command on the MTL

For Complete Generic Data xml file see Annex 3



TC_GN										
Id	GCDF1000									
ColScope	N									
ISStage	C									
ChangeReason	DEAMN-000									
CICode	7									
SDesc	Load Command on the MFL									
LDesc	Insert MFL-Telecommands in Command Schedule									
PlanType	N									
CndType	N									
IsStandAlone	Y									
ApplCode	18									
MapId	1									
ServiceType	11									
ServiceSubtype	4									
AcceptanceAck	Y									
StartAck	N									
ProgressAck	N									
CompletionAck	Y									
TchRef	GX000000									
IsCritical	N									
TC_STR_DEF_LIST										
TC_STR_DEF (3)										
Ord	TcStrType	OffsetByte	StartBit	NTimes	NSepBits	CndParRef	ValueRep	TakesDefault	TakesDynamicD...	
1	E	0	0	1	8	GPAB000	R	N	N	
2	E	8	0	1	8	GPSL000	R	N	N	
3	E	8	0	1	8	GPFC000	R	N	N	
CVS_LIST										
CVS_REF (2)										
Ord	Nscvt									
1	07000000									
2	07000000									


3.2.2.2 TC with the secondary header plus all the "header" parameters defined as editable command parameters

For Complete Generic Data xml file see Annex 3

TC_GN										
Id	GCED1000									
ColScope	N									
ISStage	C									
ChangeReason	DEAMN-000									
CICode	5									
SDesc	Editable Par 2 Header									
LDesc	TC with secondary header with editable parameters									
PlanType	N									
CndType	N									
IsStandAlone	Y									
AcceptanceAck	Y									
StartAck	Y									
ProgressAck	Y									
CompletionAck	Y									
TchRef	GCED1000									
IsCritical	N									
TC_STR_DEF_LIST										
TC_STR_DEF (14)										
Ord	TcStrType	OffsetByte	StartBit	NTimes	NSepBits	CndParRef	ValueRep	TakesDefault	TakesDynamicD...	
1	E	0	0	1	0	GPVW000	R	N	N	
2	E	0	3	1	0	GPFTV000	R	N	N	
3	E	0	4	1	0	GPFDV000	R	N	N	
4	E	0	5	1	0	GPAP000	R	N	N	
5	E	2	0	1	0	GPFS000	R	N	N	
6	E	2	2	1	0	GPSC000	R	N	N	
7	E	2	5	1	0	GPSC000	R	N	N	
8	E	4	0	1	0	GPLE000	R	N	N	
9	E	6	0	1	0	GPFS000	R	N	N	
10	E	6	1	1	0	GPFL000	R	N	N	
11	E	6	4	1	0	GPAC000	R	N	N	
12	E	7	0	1	0	GPVF000	R	N	N	
13	E	8	0	1	0	GPSTV000	R	N	N	
14	E	8	0	1	0	GPSS000	R	N	N	

3.2.2.3 TC without the secondary header plus all the "header" parameters defined as editable command parameters

For Complete Generic Data xml file see Annex 3



Id	GC1H000
CefScope	N
EStage	C
ChangeReason	DBAMN-030
CFCode	5
SDesc	Editable Par No 2 Header
LDesc	TC without secondary header with editable parameters
PlanType	N
CmdType	N
IsStandAlone	Y
TchRef	GX001000
IsCritical	N

TC_STR_DEF (6)	Ord	TcStrType	OffsetByte	StartBit	NTimes	NSepBits	CmdParRef	ValueRep	TakesDefault	TakesDynamicD...
1	E	0	0	1	0	0	GPVW000	R	N	N
2	E	0	3	1	0	0	GPFTV000	R	N	N
3	E	0	4	1	0	0	GPFW000	R	N	N
4	E	0	5	1	0	0	GPAP000	R	N	N
5	E	2	0	1	0	0	GPFS000	R	N	N
6	E	2	2	1	0	0	GPSC7000	R	N	N
7	E	2	5	1	0	0	GPSC000	R	N	N
8	E	4	0	1	0	0	GPEN000	R	N	N

3.2.2.4 TC Unlock Directive

For Complete Generic Data xml file see Annex 3

Id	GCUNL000
ChangeReason	DBAMN-037
CFCode	2
SDesc	FARM1 Unlock Directive
LDesc	FARM1 Unlock Directive
CmdType	F
IsStandAlone	Y
MapId	0
TchRef	GX001000
IsCritical	N

TC_STR_DEF (1)	Ord	TcStrType	OffsetByte	StartBit	CmdElien	FixedAreaDesc	ParValue
1	1	A	0	0	8	Unlock Fixed	0

3.2.2.5 TC- Set V(R) Directive

For Complete Generic Data xml file see Annex 3

Id	GCSET000
CefScope	0
EStage	U
ChangeReason	DBAMN-037
CFCode	2
SDesc	FARM1 SET V-R: Directive
LDesc	FARM1 SET V-R: Directive
CmdType	F
IsStandAlone	Y
MapId	0
TchRef	GX001000
IsCritical	N


TC_STR_DEF (2)	Ord	TcStrType	OffsetByte	StartBit	CmdElien	FixedAreaDesc	ParValue	NTimes	NSepBits	CmdParRef	ValueRep	TakesDefault	TakesDynamic...
1	1	A	0	0	15	Set V(R)	8200	1	8	GPVAL000	R	Y	N
2	2	E	2	0									

3.2.3 TC structure data

Not identified

3.2.4 TC packet group data

Not identified



3.3 Command Sequences

3.3.1 Command Sequences

Not identified

3.4 Command verification stage

Note : in case generic command verification are defined, the SCOS 2000 identifiers shall be equal to the element command verification stage identifier plus 10000. (For instance the generic CVS 071000000, on SCOS 200 files shall be 11000)

3.4.1 Command verification stage- Acceptance Interval 10

For Complete Generic Data xml file see Annex 3

CVS GN	
Id	071000000
CfCode	7
SDesc	Acceptance
LDesc	Acceptance Command Verification Stage
Interval	10
DeltaTime	0
StageType	A
Source	R
ChangeReason	GENERIC DATA

3.4.2 Command verification stage- Acceptance Interval 24

For Complete Generic Data xml file see Annex 3

CVS GN	
Id	072000000
CfCode	7
SDesc	Acceptance-Interval 24
LDesc	Acceptance Command Verification Stage - Interval = 24
Interval	24
DeltaTime	0
StageType	A
Source	R
ChangeReason	DBAMN-035

3.4.3 Command verification stage Start- Interval 20

For Complete Generic Data xml file see Annex 3

CVS GN	
Id	070100000
CfCode	7
SDesc	Start
LDesc	Start Command Verification Stage
Interval	20
DeltaTime	0
StageType	S
Source	R
ChangeReason	GENERIC DATA



3.4.4 Command verification stage Start-Interval 24

For Complete Generic Data xml file see Annex 3

CVS_GN	
Id	070200000
CfCode	7
SDesc	Start-Interval 24
LDesc	Start Command Verification Stage - Interval = 24
Interval	24
DeltaTime	0
StageType	S
Source	R
ChangeReason	DBAMN-035

3.4.5 Command verification stage Progress number 0

For Complete Generic Data xml file see Annex 3

CVS_GN	
Id	070000000
CfCode	7
SDesc	Progress Number 0
LDesc	Progress Number 0 Command Verification Stage
Interval	30
DeltaTime	0
StageType	0
Source	R
ChangeReason	GENERIC DATA


3.4.6 Command verification stage Progress number 1

For Complete Generic Data xml file see Annex 3

CVS_GN	
Id	070010000
CfCode	7
SDesc	Progress Number 1
LDesc	Progress Number 1 Command Verification Stage
Interval	30
DeltaTime	0
StageType	1
Source	R
ChangeReason	GENERIC DATA

3.4.7 Command verification stage Progress number 2

For Complete Generic Data xml file see Annex 3



CVS_GN	
Id	070020000
CfCode	7
SDesc	Progress Number 2
LDesc	Progress Number 2 Command Verification Stage
Interval	35
DeltaTime	0
StageType	2
Source	R
ChangeReason	GENERIC DATA

3.4.8 Command verification stage Progress number 3

For Complete Generic Data xml file see Annex 3

CVS_GN	
Id	070030000
CfCode	7
SDesc	Progress Number 3
LDesc	Progress Number 3 Command Verification Stage
Interval	35
DeltaTime	0
StageType	3
Source	R
ChangeReason	GENERIC DATA

3.4.9 Command verification stage Progress number 4

For Complete Generic Data xml file see Annex 3

CVS_GN	
Id	070040000
CfCode	7
SDesc	Progress Number 4
LDesc	Progress Number 4 Command Verification Stage
Interval	40
DeltaTime	0
StageType	4
Source	R
ChangeReason	GENERIC DATA


3.4.10 Command verification stage Progress number 5

For Complete Generic Data xml file see Annex 3

CVS_GN	
Id	070050000
CfCode	7
SDesc	Progress Number 5
LDesc	Progress Number 5 Command Verification Stage
Interval	40
DeltaTime	0
StageType	5
Source	R
ChangeReason	GENERIC DATA

3.4.11 Command verification stage Progress number 6

For Complete Generic Data xml file see Annex 3



CVS_GN	
Id	070060000
CfCode	7
\$Desc	Progress Number 6
LDesc	Progress Number 6 Command Verification Stage
Interval	45
DeltaTime	0
StageType	6
Source	R
ChangeReason	GENERIC DATA

3.4.12 Command verification stage Progress number 7

For Complete Generic Data xml file see Annex 3

CVS_GN	
Id	070070000
CfCode	7
\$Desc	Progress Number 7
LDesc	Progress Number 7 Command Verification Stage
Interval	45
DeltaTime	0
StageType	7
Source	R
ChangeReason	GENERIC DATA

3.4.13 Command verification stage Progress number 8

For Complete Generic Data xml file see Annex 3

CVS_GN	
Id	070080000
CfCode	7
\$Desc	Progress Number 8
LDesc	Progress Number 8 Command Verification Stage
Interval	50
DeltaTime	0
StageType	8
Source	R
ChangeReason	GENERIC DATA

3.4.14 Command verification stage Progress number 9

For Complete Generic Data xml file see Annex 3

CVS_GN	
Id	070090000
CfCode	7
\$Desc	Progress Number 9
LDesc	Progress Number 9 Command Verification Stage
Interval	50
DeltaTime	0
StageType	9
Source	R
ChangeReason	GENERIC DATA



3.4.15 Command verification stage Completion- Interval 60

For Complete Generic Data xml file see Annex 3

CVS_GN	
Id	070001000
CfCode	7
SDesc	Completion
LDesc	Completion Command Verification Stage
Interval	60
DeltaTime	0
StageType	C
Source	R
ChangeReason	GENERIC DATA

3.4.16 Command verification stage Completion- Interval 72

For Complete Generic Data xml file see Annex 3

CVS_GN	
Id	070002000
CfCode	7
SDesc	Completion-Interval 72
LDesc	Completion Command Verification Stage - Interval = 72
Interval	72
DeltaTime	0
StageType	C
Source	R
ChangeReason	DBAMN-035

3.4.17 Command verification stage Completion- Interval 72 (Source – Check of monitoring parameters)


For Complete Generic Data xml file see Annex 3

CVS_GN	
Id	070003000
CfCode	7
SDesc	CompletionParam-Interval 72
LDesc	Completion Command Verification Stage on Parameter - Interval = 72
Interval	72
DeltaTime	0
StageType	C
Source	V
ChangeReason	DBAMN-035

3.5 1553 Messages

3.5.1 Command word

Not identified



3.5.2 1553 Status word data

Not identified

3.5.3 1553 Message data

Not identified

3.5.4 1553 Acquisition command link

Not identified

3.5.5 1553 Structure

Not identified

3.5.6 1553 Message group data

Not identified

3.6 OBDH

3.6.1 OBDH interrogation

Not identified

3.6.2 OBDH acquisition command link


Not identified

3.6.3 OBDH interrogation group data

Not identified

3.7 Parameters

3.7.1 Acquisition Parameters (All except and FDD)



Id	ChangeReason	CfCode	SDesc	LDesc	PsicdPCodePtc	PsicdPCodePfc	CalibType	VcValidityValue	HasLimitCalibrati...	MaxOverLimits	
1	GMS01000	GENERIC DATA	7	SPARE_1_BIT	Spare 1 bit	2	1	N	1	N	1
2	GMS02000	GENERIC DATA	7	SPARE_2_BIT	Spare 2 bits	2	2	N	1	N	1
3	GMS03000	GENERIC DATA	7	SPARE_3_BIT	Spare 3 bits	2	3	N	1	N	1
4	GMS04000	GENERIC DATA	7	SPARE_4_BIT	Spare 4 bits	2	4	N	1	N	1
5	GMS05000	GENERIC DATA	7	SPARE_5_BIT	Spare 5 bits	2	5	N	1	N	1
6	GMS06000	GENERIC DATA	7	SPARE_6_BIT	Spare 6 bits	2	6	N	1	N	1
7	GMS07000	GENERIC DATA	7	SPARE_7_BIT	Spare 7 bits	2	7	N	1	N	1
8	GMS08000	GENERIC DATA	7	SPARE_8_BIT	Spare 8 bits	2	8	N	1	N	1
9	GMS09000	GENERIC DATA	7	SPARE_9_BIT	Spare 9 bits	3	5	N	1	N	1
10	GMS10000	GENERIC DATA	7	SPARE_10_BIT	Spare 10 bits	3	6	N	1	N	1
11	GMS11000	GENERIC DATA	7	SPARE_11_BIT	Spare 11 bits	3	7	N	1	N	1
12	GMS12000	GENERIC DATA	7	SPARE_12_BIT	Spare 12 bits	3	8	N	1	N	1
13	GMS13000	GENERIC DATA	7	SPARE_13_BIT	Spare 13 bits	3	9	N	1	N	1
14	GMS14000	GENERIC DATA	7	SPARE_14_BIT	Spare 14 bits	3	10	N	1	N	1
15	GMS15000	GENERIC DATA	7	SPARE_15_BIT	Spare 15 bits	3	11	N	1	N	1
16	GMS16000	GENERIC DATA	7	SPARE_16_BIT	Spare 16 bits	3	12	N	1	N	1

3.7.1.1 Spare 1 – Bit

See definition on the table above.

For Complete Generic Data xml file see Annex 3

3.7.1.2 Spare 2 – Bit

See definition on the table above.

For Complete Generic Data xml file see Annex 3

3.7.1.3 Spare 3 – Bit

See definition on the table above.

For Complete Generic Data xml file see Annex 3

3.7.1.4 Spare 4 – Bit

See definition on the table above.

For Complete Generic Data xml file see Annex 3

3.7.1.5 Spare 5 – Bit

See definition on the table above.

For Complete Generic Data xml file see Annex 3


3.7.1.6 Spare 6 – Bit

See definition on the table above.

For Complete Generic Data xml file see Annex 3

3.7.1.7 Spare 7 – Bit

See definition on the table above.



For Complete Generic Data xml file see Annex 3

3.7.1.8 Spare 8 – Bit

See definition on the table above.

For Complete Generic Data xml file see Annex 3

3.7.1.9 Spare 9 – Bit

See definition on the table above.

For Complete Generic Data xml file see Annex 3

3.7.1.10 Spare 10 – Bit

See definition on the table above.

For Complete Generic Data xml file see Annex 3

3.7.1.11 Spare 11 – Bit

See definition on the table above.

For Complete Generic Data xml file see Annex 3

3.7.1.12 Spare 12 – Bit

See definition on the table above.

For Complete Generic Data xml file see Annex 3

3.7.1.13 Spare 13 – Bit

See definition on the table above.

For Complete Generic Data xml file see Annex 3

3.7.1.14 Spare 14 – Bit


See definition on the table above.

For Complete Generic Data xml file see Annex 3

3.7.1.15 Spare 15 – Bit

See definition on the table above.

For Complete Generic Data xml file see Annex 3



3.7.1.16 Spare 16 – Bit

See definition on the table above.

For Complete Generic Data xml file see Annex 3

3.7.2 Acquisition Parameters (for OBSW User)

16 Spare parameters have been created for OBSW users, because of their need of having more than once the same spare parameter (not supper commutated) inside of the same SCOS TM packet . As SCOS 2000 does not allows this, those 16 spare parameters are not generated by HPSDB on the SCOS /CCS bridge files (but the user can see them on the XML print, and on the HPSDB MMI)

Id	ChangeReason	CfCode	SDesc	LDesc	PsidPCodePtc	PsidPCodePfc	CalibType	VcValidityValue	HasLimitCalibrati...	MaxOverLimits
1	GENERIC DATA	4	OBSWSPAR_1_BIT	OBSW Spare 1 bit	2	1	N	1	N	1
2	GENERIC DATA	4	OBSWSPAR_2_BIT	OBSW Spare 2 bits	2	2	N	1	N	1
3	GENERIC DATA	4	OBSWSPAR_3_BIT	OBSW Spare 3 bits	2	3	N	1	N	1
4	GENERIC DATA	4	OBSWSPAR_4_BIT	OBSW Spare 4 bits	2	4	N	1	N	1
5	GENERIC DATA	4	OBSWSPAR_5_BIT	OBSW Spare 5 bits	2	5	N	1	N	1
6	GENERIC DATA	4	OBSWSPAR_6_BIT	OBSW Spare 6 bits	2	6	N	1	N	1
7	GENERIC DATA	4	OBSWSPAR_7_BIT	OBSW Spare 7 bits	2	7	N	1	N	1
8	GENERIC DATA	4	OBSWSPAR_8_BIT	OBSW Spare 8 bits	2	8	N	1	N	1
9	GENERIC DATA	4	OBSWSPAR_9_BIT	OBSW Spare 9 bits	3	5	N	1	N	1
10	GENERIC DATA	4	OBSWSPAR_10_BIT	OBSW Spare 10 bits	3	6	N	1	N	1
11	GENERIC DATA	4	OBSWSPAR_11_BIT	OBSW Spare 11 bits	3	7	N	1	N	1
12	GENERIC DATA	4	OBSWSPAR_12_BIT	OBSW Spare 12 bits	3	8	N	1	N	1
13	GENERIC DATA	4	OBSWSPAR_13_BIT	OBSW Spare 13 bits	3	9	N	1	N	1
14	GENERIC DATA	4	OBSWSPAR_14_BIT	OBSW Spare 14 bits	3	10	N	1	N	1
15	GENERIC DATA	4	OBSWSPAR_15_BIT	OBSW Spare 15 bits	3	11	N	1	N	1
16	GENERIC DATA	4	OBSWSPAR_16_BIT	OBSW Spare 16 bits	3	12	N	1	N	1

3.7.2.1 OBSW Spare 1 – Bit

See definition on the table above.

For Complete Generic Data xml file see Annex 3

3.7.2.2 OBSW Spare 2 – Bit

See definition on the table above.

For Complete Generic Data xml file see Annex 3

3.7.2.3 OBSW Spare 3 – Bit

See definition on the table above.

For Complete Generic Data xml file see Annex 3

3.7.2.4 OBSW Spare 4 – Bit

See definition on the table above.

For Complete Generic Data xml file see Annex 3



3.7.2.5 OBSW Spare 5 – Bit

See definition on the table above.

For Complete Generic Data xml file see Annex 3

3.7.2.6 OBSW Spare 6 – Bit

See definition on the table above.

For Complete Generic Data xml file see Annex 3

3.7.2.7 OBSW Spare 7 – Bit

See definition on the table above.

For Complete Generic Data xml file see Annex 3

3.7.2.8 OBSW Spare 8 – Bit

See definition on the table above.

For Complete Generic Data xml file see Annex 3

3.7.2.9 OBSW Spare 9 – Bit

See definition on the table above.

For Complete Generic Data xml file see Annex 3

3.7.2.10 OBSW Spare 10 – Bit

See definition on the table above.

For Complete Generic Data xml file see Annex 3

3.7.2.11 OBSW Spare 11 – Bit


See definition on the table above.

For Complete Generic Data xml file see Annex 3

3.7.2.12 OBSW Spare 12 – Bit

See definition on the table above.

For Complete Generic Data xml file see Annex 3



3.7.2.13 OBSW Spare 13 – Bit

See definition on the table above.

For Complete Generic Data xml file see Annex 3

3.7.2.14 OBSW Spare 14 – Bit

See definition on the table above.

For Complete Generic Data xml file see Annex 3

3.7.2.15 OBSW Spare 15 – Bit

See definition on the table above.

For Complete Generic Data xml file see Annex 3

3.7.2.16 OBSW Spare 16 – Bit

See definition on the table above.

For Complete Generic Data xml file see Annex 3

3.7.3 Command Header Parameters

COMMAND_HEADER_PAR_GN (15)										
Id	CmdhType	CmdhVal...	ChangeReason	CfCode	SDesc	LDesc	PsicdPCo...	PsicdPCoPfc	RawRadix	
1	GBFVN000	F	0	GENERIC DATA	7	Version Number	Version Number	2	3	D
2	GBTYP000	T	0	GENERIC DATA	7	Packet Type	Packet Type	2	8	D
3	GBAPD000	A	0	GENERIC DATA	7	APID	Packet APID	3	7	D
4	GBSCT000	P	0	GENERIC DATA	7	Seq Count - Source	Sequence Count - Source Part	2	3	D
5	GBLEN000	P	0	GENERIC DATA	7	Packet Length	Packet Length	3	12	D
6	GBFSH000	F	0	GENERIC DATA	7	Sec Header	Secondary Header	2	1	D
7	GBFPU000	F	0	GENERIC DATA	7	PUS Version	To Packet PUS Versi...	2	3	D
8	GBACK000	K	0	GENERIC DATA	7	Ack	Acknowledgement	2	4	D
9	GBFTY000	F	1	GENERIC DATA	7	Type	Type	2	1	D
10	GBSTY000	S	0	GENERIC DATA	7	Packet Subtype	Packet Subtype	2	8	D
11	GBDFD000	F	1	GENERIC DATA	7	DFH set to YES	Data Field Header Flag set to YES	2	1	D
12	GBFNF000	F	0	GENERIC DATA	7	DFH set to NO	Data Field Header Flag set to NO	2	1	D
13	GBFSF000	F	3	GENERIC DATA	7	Seq Flag	Sequence Flag	2	2	D
14	GBFS9000	F	0	GENERIC DATA	7	Spare	Spare	2	8	D
15	GBSCS000	P	0	GENERIC DATA	7	Seq Count - Seq	Sequence Count - Sequence Part	3	7	D


3.7.3.1 APID

See definition on the table above.

For Complete Generic Data xml file see Annex 3

3.7.3.2 Sequence Count Source Part

See definition on the table above.



For Complete Generic Data xml file see Annex 3

3.7.3.3 Sequence Count Sequence Part

See definition on the table above.

For Complete Generic Data xml file see Annex 3

3.7.3.4 Packet Length

See definition on the table above.

For Complete Generic Data xml file see Annex 3

3.7.3.5 Acknowledgement flags

See definition on the table above.

For Complete Generic Data xml file see Annex 3

3.7.3.6 Packet Type

See definition on the table above.

For Complete Generic Data xml file see Annex 3

3.7.3.7 Packet Subtype

See definition on the table above.

For Complete Generic Data xml file see Annex 3

3.7.3.8 Version Number

See definition on the table above.

For Complete Generic Data xml file see Annex 3

3.7.3.9 Type

See definition on the table above.



For Complete Generic Data xml file see Annex 3

3.7.3.10 Data Field Header Flag set to YES

See definition on the table above.

For Complete Generic Data xml file see Annex 3

3.7.3.11 Data Field Header Flag set to NO

See definition on the table above.

For Complete Generic Data xml file see Annex 3

3.7.3.12 Sequence Flag

See definition on the table above.

For Complete Generic Data xml file see Annex 3

3.7.3.13 Secondary Header

See definition on the table above.

For Complete Generic Data xml file see Annex 3

3.7.3.14 PUS


See definition on the table above.

For Complete Generic Data xml file see Annex 3

3.7.3.15 SPARE

See definition on the table above.

For Complete Generic Data xml file see Annex 3



3.7.4 Command Parameters- SPARE

Note please that on HPSDB is possible to include fixed areas on the TC packets, so a spare can be defined as a fixed area, or can be a reference to the following generic command parameters:

COMMAND_PAR_GN (18)											
Id	ValueRep	DefaultValue	ChangeReason	CfCode	SDesc	LDesc	PsiedPCodePtc	PsiedPCo...	RawRadix	CalibType	
1	GPS01000	R	0	GENERIC DATA	7	SPARE_1_BIT	Spare 1 bit	2	1	D	N
2	GPS02000	R	0	GENERIC DATA	7	SPARE_2_BIT	Spare 2 bits	2	2	D	N
3	GPS03000	R	0	GENERIC DATA	7	SPARE_3_BIT	Spare 3 bits	2	3	D	N
4	GPS04000	R	0	GENERIC DATA	7	SPARE_4_BIT	Spare 4 bits	2	4	D	N
5	GPS05000	R	0	GENERIC DATA	7	SPARE_5_BIT	Spare 5 bits	2	5	D	N
6	GPS06000	R	0	GENERIC DATA	7	SPARE_6_BIT	Spare 6 bits	2	6	D	N
7	GPS07000	R	0	GENERIC DATA	7	SPARE_7_BIT	Spare 7 bits	2	7	D	N
8	GPS08000	R	0	GENERIC DATA	7	SPARE_8_BIT	Spare 8 bits	2	8	D	N
9	GPS09000	R	0	GENERIC DATA	7	SPARE_9_BIT	Spare 9 bits	3	5	D	N
10	GPS10000	R	0	GENERIC DATA	7	SPARE_10_BIT	Spare 10 bits	3	6	D	N
11	GPS11000	R	0	GENERIC DATA	7	SPARE_11_BIT	Spare 11 bits	3	7	D	N
12	GPS12000	R	0	GENERIC DATA	7	SPARE_12_BIT	Spare 12 bits	3	8	D	N
13	GPS13000	R	0	GENERIC DATA	7	SPARE_13_BIT	Spare 13 bits	3	9	D	N
14	GPS14000	R	0	GENERIC DATA	7	SPARE_14_BIT	Spare 14 bits	3	10	D	N
15	GPS15000	R	0	GENERIC DATA	7	SPARE_15_BIT	Spare 15 bits	3	11	D	N
16	GPS16000	R	0	GENERIC DATA	7	SPARE_16_BIT	Spare 16 bits	3	12	D	N

3.7.4.1 Spare 1 - Bit

See definition on the table above.

For Complete Generic Data xml file see Annex 3

3.7.4.2 Spare 2 - Bit

See definition on the table above.

For Complete Generic Data xml file see Annex 3

3.7.4.3 Spare 3 - Bit

See definition on the table above.

For Complete Generic Data xml file see Annex 3

3.7.4.4 Spare 4 - Bit

See definition on the table above.

For Complete Generic Data xml file see Annex 3

3.7.4.5 Spare 5 - Bit

See definition on the table above.

For Complete Generic Data xml file see Annex 3

3.7.4.6 Spare 6 – Bit

See definition on the table above.

For Complete Generic Data xml file see Annex 3



3.7.4.7 Spare 7 - Bit

See definition on the table above.

For Complete Generic Data xml file see Annex 3

3.7.4.8 Spare 8 – Bit

See definition on the table above.

For Complete Generic Data xml file see Annex 3

3.7.4.9 Spare 9- Bit

See definition on the table above.

For Complete Generic Data xml file see Annex 3

3.7.4.10 Spare 10 – Bit

See definition on the table above.

See definition on the table above.

For Complete Generic Data xml file see Annex 3

3.7.4.11 Spare 11- Bit

See definition on the table above.

For Complete Generic Data xml file see Annex 3

3.7.4.12 Spare 12- Bit

See definition on the table above.

For Complete Generic Data xml file see Annex 3

3.7.4.13 Spare 13 – Bit


See definition on the table above.

For Complete Generic Data xml file see Annex 3

3.7.4.14 Spare 14 – Bit

See definition on the table above.

For Complete Generic Data xml file see Annex 3



3.7.4.15 Spare 15 – Bit

See definition on the table above.

For Complete Generic Data xml file see Annex 3

3.7.4.16 Spare 16- Bit

See definition on the table above.

For Complete Generic Data xml file see Annex 3

3.7.5 Command Parameters- (Same definition as Header Parameters)

Id	ValueRep	ChangeReason	CfCode	SDesc	LDesc	PsicdPCCodePto	PsicdPCCodePfc	RawRadix	DefaultValue	CalibType
1	R	DBAMN-038	5	Ack	Acknowledgement	2	4	D	15	N
2	R	DBAMN-038	5	Packet Type	Packet Type	2	8	D		N
3	R	DBAMN-038	5	APID	Packet APID	3	7	D		N
4	R	DBAMN-038	5	DFH set to YES	Data Field Header Flag set to YES	2	1	D	1	N
5	R	DBAMN-038	5	DFH set to NO	Data Field Header Flag set to NO	2	1	D	0	N
6	R	DBAMN-038	5	PUS Version	To Packet PUS Version	2	3	D	0	N
7	R	DBAMN-038	5	Seq Flag	Sequence Flag	2	2	D		N
8	R	DBAMN-038	5	Seq Count - Seq	Sequence Count - Sequence Part	3	7	D		N
9	R	DBAMN-038	5	Seq Count - Source	Sequence Count - Source Part	2	3	D		N
10	R	DBAMN-038	5	Structure Id	Structure Ident Field	2	18	H		N
11	R	DBAMN-038	5	Packet Subtype	Packet Subtype	2	8	D		N
12	R	DBAMN-038	5	Packet Length	Packet Length	3	12	D		N
13	R	DBAMN-038	5	Version Number	Version Number	2	3	D	0	N
14	R	DBAMN-038	5	Type	Type	2	1	D	1	N
15	R	DBAMN-038	5	Sec Header	Secondary Header	2	1	D		N

3.7.5.1 APID

See definition on the table above.

For Complete Generic Data xml file see Annex 3

3.7.5.2 Sequence Count Source Part


See definition on the table above.

For Complete Generic Data xml file see Annex 3

3.7.5.3 Sequence Count Sequence Part

See definition on the table above.

For Complete Generic Data xml file see Annex 3



3.7.5.4 Packet Length

See definition on the table above.

For Complete Generic Data xml file see Annex 3

3.7.5.5 Acknowledgement flags

See definition on the table above.

For Complete Generic Data xml file see Annex 3

3.7.5.6 Packet Type

See definition on the table above.

For Complete Generic Data xml file see Annex 3

3.7.5.7 Packet Subtype

See definition on the table above.

For Complete Generic Data xml file see Annex 3

3.7.5.8 Version Number

See definition on the table above.

For Complete Generic Data xml file see Annex 3

3.7.5.9 Type

See definition on the table above.

For Complete Generic Data xml file see Annex 3

3.7.5.10 Data Field Header Flag set to YES

See definition on the table above.



For Complete Generic Data xml file see Annex 3

3.7.5.11 Data Field Header Flag set to NO

See definition on the table above.

For Complete Generic Data xml file see Annex 3

3.7.5.12 Sequence Flag

See definition on the table above.

For Complete Generic Data xml file see Annex 3

3.7.5.13 Secondary Header

See definition on the table above.

For Complete Generic Data xml file see Annex 3

3.7.5.14 PUS

See definition on the table above.

For Complete Generic Data xml file see Annex 3

3.7.6 Command Parameters

COMMAND_PAR_GH (6)										
Id	ValueRep	ChangeReason	CfCode	SDeco	LDeco	PsiodPCodePlo	PsiodPCodePlo	RawRadix	CalibType	
1	GPABS000	R	DBAMN-050	7	Absolute Time-Tag	Absolute Time-Tag	9	17	H	N
2	GPSUB000	R	DBAMN-050	7	Sub-Schedule for TTs	Sub-Schedule for TTs	3	12	H	N
3	GPTCP000	R	DBAMN-050	7	VarbIOctetStr	Variable Octet String	7	0	H	N
4	GFACT000	R	GENERIC DATA	7	Activity Id	Mandatory but not used in A/T. Forced t...	2	8	H	N
6	GPRC000	R	GENERIC DATA	7	RC Ident	RC Id identify the command to be executed on SCOE (identified by APID)	2	8	H	N
8	GPSTR000	R	DBAMN-038	5	Structure Id	Structure Ident. Field	2	16	H	N



3.7.6.1 Absolute Time-Tag

See definition on the table above.

For Complete Generic Data xml file see Annex 3

3.7.6.2 Sub-Schedule for TTs

See definition on the table above.

For Complete Generic Data xml file see Annex 3

3.7.6.3 Telecomand Octet String

See definition on the table above.

For Complete Generic Data xml file see Annex 3

3.7.6.4 Activity Id

See definition on the table above.

For Complete Generic Data xml file see Annex 3

3.7.6.5 RC Ident

See definition on the table above.

For Complete Generic Data xml file see Annex 3


3.7.6.6 Structure Id Field

See definition on the table above.

For Complete Generic Data xml file see Annex 3

3.7.7 User Constant Parameter- Dynamic

For Complete Generic Data xml file see Annex 3



DYNAMIC_PAR_GN	
Id	GNEV000
ChangeReason	GENERIC DATA
CfCode	7
SDesc	Environment Desc
PsicdPCodePtc	2
PsicdPCodePfc	8
CalibType	T
VcValidityValue	1
DefCurveRef	G000044000
HasLimitCalibration	N
MaxOverLimits	1
SpecialByte	0
SpecialBitPos	0

3.7.8 Parameter group data

Not identified

3.7.9 Parameter set data

Not identified

3.7.10 Parameter value set

Not identified

3.7.11 Parameter range set data


For Complete Generic Data xml file see Annex 3

P_RANGE SET GN	
Id	GR001000
ChangeReason	DBAMN-037
CfCode	2
SDesc	Allowed Set V-R-
ValueRep	R
P_RANGE_LIST	
P_RANGE	
MinParValue	0
MaxParValue	200

3.8 Calibration Curves

Waiting for thermostors calibration curves inputs.

Note The S2K identifier is equal to element curve identifier inside the element (from fourth to sixth characters) plus 1000.



3.8.1 Digital curve data

In case of one bit digital raw value, the short description of the curve is the label associated to the raw value 1.

The identified generic digital curves are:

3.8.1.1 OFF/ON

For Complete Generic Data xml file see Annex 3

TEXTUAL_CURVE_GN																			
Id	G000001000																		
ChangeReason	GENERIC DATA																		
CfCode	7																		
SDesc	OFF																		
LDesc	1 is OFF 0 is ON																		
CurveUse	B																		
RawFormat	U																		
DIG_POINT_LIST	<table border="1"> <thead> <tr> <th colspan="4">DIG_POINT (2)</th> </tr> <tr> <th></th> <th>LowRawParValue</th> <th>HighRawParVal...</th> <th>StatusText</th> </tr> </thead> <tbody> <tr> <td>1</td> <td>0</td> <td>0</td> <td>ON</td> </tr> <tr> <td>2</td> <td>1</td> <td>1</td> <td>OFF</td> </tr> </tbody> </table>			DIG_POINT (2)					LowRawParValue	HighRawParVal...	StatusText	1	0	0	ON	2	1	1	OFF
DIG_POINT (2)																			
	LowRawParValue	HighRawParVal...	StatusText																
1	0	0	ON																
2	1	1	OFF																

3.8.1.2 ON / OFF

For Complete Generic Data xml file For Complete Generic Data xml file see Annex 3

TEXTUAL_CURVE_GN																			
Id	G000002000																		
ChangeReason	GENERIC DATA																		
CfCode	7																		
SDesc	ON																		
LDesc	1 is ON 0 is OFF																		
CurveUse	B																		
RawFormat	U																		
DIG_POINT_LIST	<table border="1"> <thead> <tr> <th colspan="4">DIG_POINT (2)</th> </tr> <tr> <th></th> <th>LowRawParValue</th> <th>HighRawParValue</th> <th>StatusText</th> </tr> </thead> <tbody> <tr> <td>1</td> <td>0</td> <td>0</td> <td>OFF</td> </tr> <tr> <td>2</td> <td>1</td> <td>1</td> <td>ON</td> </tr> </tbody> </table>			DIG_POINT (2)					LowRawParValue	HighRawParValue	StatusText	1	0	0	OFF	2	1	1	ON
DIG_POINT (2)																			
	LowRawParValue	HighRawParValue	StatusText																
1	0	0	OFF																
2	1	1	ON																

3.8.1.3 NOMINAL / REDUNDANT

For Complete Generic Data xml file see Annex 3

TEXTUAL_CURVE_GN																			
Id	G000003000																		
ChangeReason	GENERIC DATA																		
CfCode	7																		
SDesc	NOMINAL																		
LDesc	1 is NOMINAL 0 is REDUNDANT																		
CurveUse	B																		
RawFormat	U																		
DIG_POINT_LIST	<table border="1"> <thead> <tr> <th colspan="4">DIG_POINT (2)</th> </tr> <tr> <th></th> <th>LowRawParValue</th> <th>HighRawParVal...</th> <th>StatusText</th> </tr> </thead> <tbody> <tr> <td>1</td> <td>0</td> <td>0</td> <td>REDUNDANT</td> </tr> <tr> <td>2</td> <td>1</td> <td>1</td> <td>NOMINAL</td> </tr> </tbody> </table>			DIG_POINT (2)					LowRawParValue	HighRawParVal...	StatusText	1	0	0	REDUNDANT	2	1	1	NOMINAL
DIG_POINT (2)																			
	LowRawParValue	HighRawParVal...	StatusText																
1	0	0	REDUNDANT																
2	1	1	NOMINAL																



3.8.1.4 REDUNDANT / NOMINAL

For Complete Generic Data xml file see Annex 3

TEXTUAL CURVE GN			
Id	G000004000		
ChangeReason	GENERIC DATA		
CfCode	7		
SDesc	REDUNDANT		
LDesc	1 Is REDUNDANT 0 Is NOMINAL		
CurveUse	B		
RawFormat	U		
DIG POINT LIST			
DIG_POINT (2)			
	LowRawParValue	HighRawParVal...	StatusText
1	0	0	NOMINAL
2	1	1	REDUNDANT

3.8.1.5 OK / FAULT

For Complete Generic Data xml file see Annex 3

TEXTUAL CURVE GN			
Id	G000005000		
ChangeReason	GENERIC DATA		
CfCode	7		
SDesc	OK		
LDesc	1 Is OK 0 Is FAULT		
CurveUse	B		
RawFormat	U		
DIG POINT LIST			
DIG_POINT (2)			
	LowRawParValue	HighRawParVal...	StatusText
1	0	0	FAULT
2	1	1	OK


3.8.1.6 FAULT / OK

For Complete Generic Data xml file see Annex 3

TEXTUAL CURVE GN			
Id	G000006000		
ChangeReason	GENERIC DATA		
CfCode	7		
SDesc	FAULT		
LDesc	1 Is FAULT 0 Is OK		
CurveUse	B		
RawFormat	U		
DIG POINT LIST			
DIG_POINT (2)			
	LowRawParValue	HighRawParVal...	StatusText
1	0	0	OK
2	1	1	FAULT

3.8.1.7 ACTIVE /NOTACTIVE

For Complete Generic Data xml file see Annex 3



TEXTUAL_CURVE_GN			
Id	G000007000		
ChangeReason	GENERIC DATA		
CfCode	7		
SDesc	ACTIVE		
LDesc	1 Is ACTIVE 0 Is NOTACTIVE		
CurveUse	B		
RawFormat	U		
DIG POINT LIST			
DIG_POINT (2)			
	LowRawParValue	HighRawParVal...	StatusText
1	0	0	NOTACTIVE
2	1	1	ACTIVE

3.8.1.8 NOTACTIVE/ACTIVE

For Complete Generic Data xml file see Annex 3

TEXTUAL_CURVE_GN			
Id	G000008000		
ChangeReason	GENERIC DATA		
CfCode	7		
SDesc	NOTACTIVE		
LDesc	1 Is NOTACTIVE 0 Is ACTIVE		
CurveUse	B		
RawFormat	U		
DIG POINT LIST			
DIG_POINT (2)			
	LowRawParValue	HighRawParVal...	StatusText
1	0	0	ACTIVE
2	1	1	NOTACTIVE


3.8.1.9 CLOSE/OPEN

For Complete Generic Data xml file see Annex 3

TEXTUAL_CURVE_GN			
Id	G000009000		
ChangeReason	GENERIC DATA		
CfCode	7		
SDesc	CLOSE		
LDesc	1 Is CLOSE 0 Is OPEN		
CurveUse	B		
RawFormat	U		
DIG POINT LIST			
DIG_POINT (2)			
	LowRawParValue	HighRawParVal...	StatusText
1	0	0	OPEN
2	1	1	CLOSE

3.8.1.10 OPEN/CLOSE

For Complete Generic Data xml file see Annex 3



TEXTUAL CURVE GN		
Id	G000010000	
ChangeReason	GENERIC DATA	
CfCode	7	
SDesc	OPEN	
LDesc	1 Is OPEN 0 Is CLOSE	
CurveUse	B	
RawFormat	U	
DIG_POINT_LIST		
DIG_POINT (2)		
	LowRawParValue	HighRawParVal...
1	0	0
2	1	1
	StatusText	
1		CLOSE
2		OPEN

3.8.1.11 TRUE/FALSE

For Complete Generic Data xml file see Annex 3

TEXTUAL_CURVE_GN		
Id	G000013000	
ChangeReason	GENERIC DATA	
CfCode	7	
SDesc	TRUE	
LDesc	1 TRUE 0 Is FALSE	
CurveUse	B	
RawFormat	U	
DIG_POINT LIST		
DIG_POINT (2)		
	LowRawParValue	HighRawParVal...
1	0	0
2	1	1
	StatusText	
1		FALSE
2		TRUE


3.8.1.12 FALSE/TRUE

For Complete Generic Data xml file see Annex 3

TEXTUAL CURVE GN		
Id	G000024000	
ChangeReason	GENERIC DATA	
CfCode	7	
SDesc	FALSE	
LDesc	1 FALSE 0 Is TRUE	
CurveUse	B	
RawFormat	U	
DIG_POINT LIST		
DIG_POINT (2)		
	LowRawParValue	HighRawParVal...
1	0	0
2	1	1
	StatusText	
1		TRUE
2		FALSE

3.8.1.13 BUS_B/BUS_A

For Complete Generic Data xml file see Annex 3



TEXTUAL CURVE GN			
Id	G000015000		
ChangeReason	GENERIC DATA		
CfCode	7		
SDesc	BUS_B		
LDesc	1 BUS_B 0 BUS_A		
CurveUse	B		
RawFormat	U		
DIG POINT LIST			
DIG_POINT (2)			
	LowRawParValue	HighRawParVal...	StatusText
1	0	0	BUS_A
2	1	1	BUS_B

3.8.1.14 BUS_A/BUS_B

For Complete Generic Data xml file see Annex 3

TEXTUAL CURVE GN			
Id	G000025000		
ChangeReason	GENERIC DATA		
CfCode	7		
SDesc	BUS_A		
LDesc	1 BUS_A 0 BUS_B		
CurveUse	B		
RawFormat	U		
DIG POINT LIST			
DIG_POINT (2)			
	LowRawParValue	HighRawParVal...	StatusText
1	0	0	BUS_B
2	1	1	BUS_A

3.8.1.15 REMOTE/LOCAL

For Complete Generic Data xml file see Annex 3

TEXTUAL CURVE GN			
Id	G000016000		
ChangeReason	GENERIC DATA		
CfCode	7		
SDesc	REMOTE		
LDesc	1 REMOTE 0 LOCAL		
CurveUse	B		
RawFormat	U		
DIG POINT LIST			
DIG_POINT (2)			
	LowRawParValue	HighRawParVal...	StatusText
1	0	0	LOCAL
2	1	1	REMOTE

3.8.1.16 LOCAL/REMOTE

For Complete Generic Data xml file see Annex 3



TEXTUAL CURVE GN			
Id	G000026000		
ChangeReason	GENERIC DATA		
CfCode	7		
SDesc	LOCAL		
LDesc	1 LOCAL 0 REMOTE		
CurveUse	B		
RawFormat	U		
DIG POINT LIST			
DIG POINT (2)			
	LowRawParValue	HighRawParVal...	StatusText
1	0	0	REMOTE
2	1	1	LOCAL

3.8.1.17 ENABLED/DISABLED

For Complete Generic Data xml file see Annex 3

TEXTUAL CURVE GN			
Id	G000017000		
ChangeReason	GENERIC DATA		
CfCode	7		
SDesc	ENABLED		
LDesc	1 ENABLED 0 DISABLED		
CurveUse	B		
RawFormat	U		
DIG_POINT_LIST			
DIG POINT (2)			
	LowRawParValue	HighRawParVal...	StatusText
1	0	0	DISABLED
2	1	1	ENABLED

3.8.1.18 DISABLED/ ENABLED

For Complete Generic Data xml file see Annex 3

TEXTUAL CURVE GN			
Id	G000027000		
ChangeReason	GENERIC DATA		
CfCode	7		
SDesc	DISABLED		
LDesc	1 DISABLED 0 ENABLED		
CurveUse	B		
RawFormat	U		
DIG POINT LIST			
DIG POINT (2)			
	LowRawParValue	HighRawParVal...	StatusText
1	0	0	ENABLED
2	1	1	DISABLED

3.8.1.19 STOP_RUN_PAUSE

For Complete Generic Data xml file see Annex 3



TEXTUAL_CURVE_GN			
Id	G000018000		
ChangeReason	GENERIC DATA		
CfCode	7		
SDesc	STOP_RUN_PAUSE		
LDesc	0 is STOP 1 is RUN 2 is PAUSE		
CurveUse	B		
RawFormat	U		
DIG_POINT_LIST			
DIG POINT (3)			
	LowRawParValue	HighRawParVal...	StatusText
1	0	0	STOP
2	1	1	RUN
3	2	2	PAUSE

3.8.1.20 STATUS

For Complete Generic Data xml file see Annex 3

TEXTUAL CURVE GN			
Id	G000019000		
ChangeReason	GENERIC DATA		
CfCode	7		
SDesc	STATUS		
LDesc	0 is CONFIG 1 is IDLE 2 is OPERATIONAL is 3 ERROR		
CurveUse	B		
RawFormat	U		
DIG_POINT_LIST			
DIG POINT (4)			
	LowRawParValue	HighRawParVal...	StatusText
1	0	0	CONFIG
2	1	1	IDLE
3	2	2	OPERATION
4	3	3	ERROR


3.8.1.21 PASSED/FAILED

For Complete Generic Data xml file see Annex 3

TEXTUAL CURVE GN			
Id	G000020000		
ChangeReason	GENERIC DATA		
CfCode	7		
SDesc	PASSED		
LDesc	1 PASSED 0 FAILED		
CurveUse	B		
RawFormat	U		
DIG_POINT_LIST			
DIG POINT (2)			
	LowRawParValue	HighRawParVal...	StatusText
1	0	0	FAILED
2	1	1	PASSED

3.8.1.22 FAILED/ PASSED

For Complete Generic Data xml file see Annex 3



TEXTUAL CURVE GN			
Id	G000028000		
ChangeReason	GENERIC DATA		
CfCode	7		
SDesc	FAILED		
LDesc	1 FAILED 0 PASSED		
CurveUse	B		
RawFormat	U		
DIG POINT LIST			
DIG POINT (2)			
	LowRawParValue	HighRawParVal...	StatusText
1	0	0	PASSED
2	1	1	FAILED

3.8.1.23 ONLINE/OFFLINE

For Complete Generic Data xml file see Annex 3

TEXTUAL CURVE GN			
Id	G000021000		
ChangeReason	GENERIC DATA		
CfCode	7		
SDesc	ONLINE		
LDesc	1 ONLINE 0 IS OFFLINE		
CurveUse	B		
RawFormat	U		
DIG POINT LIST			
DIG POINT (2)			
	LowRawParValue	HighRawParVal...	StatusText
1	0	0	OFFLINE
2	1	1	ONLINE

3.8.1.24 OFFLINE/ONLINE

For Complete Generic Data xml file see Annex 3

TEXTUAL_CURVE_GN			
Id	G000029000		
ChangeReason	GENERIC DATA		
CfCode	7		
SDesc	OFFLINE		
LDesc	1 OFFLINE 0 IS ONLINE		
CurveUse	B		
RawFormat	U		
DIG POINT LIST			
DIG POINT (2)			
	LowRawParValue	HighRawParValue	StatusText
1	0	0	ONLINE
2	1	1	OFFLINE

3.8.1.25 RUNNING/NOT_RUNNING

For Complete Generic Data xml file see Annex 3



TEXTUAL CURVE GN			
Id	G000022000		
ChangeReason	GENERIC DATA		
CfCode	7		
SDesc	RUNNING		
LDesc	1 RUNNING 0 Is NOT_RUNNING		
CurveUse	B		
RawFormat	U		
DIG_POINT_LIST			
DIG_POINT (2)			
	LowRawParValue	HighRawParVal...	StatusText
1	0	0	NOT_RUNNING
2	1	1	RUNNING

3.8.1.26 NOT_RUNNING/RUNNING

For Complete Generic Data xml file see Annex 3

TEXTUAL CURVE GN			
Id	G000030000		
ChangeReason	GENERIC DATA		
CfCode	7		
SDesc	NOT_RUNNING		
LDesc	1 NOT_RUNNING 0 Is RUNNING		
CurveUse	B		
RawFormat	U		
DIG_POINT_LIST			
DIG_POINT (2)			
	LowRawParValue	HighRawParVal...	StatusText
1	0	0	RUNNING
2	1	1	NOT_RUNNING


3.8.1.27 B/A

For Complete Generic Data xml file see Annex 3

TEXTUAL CURVE GN			
Id	G000023000		
ChangeReason	GENERIC DATA		
CfCode	7		
SDesc	B		
LDesc	1 Is B 0 Is A		
CurveUse	B		
RawFormat	U		
DIG_POINT_LIST			
DIG_POINT (2)			
	LowRawParValue	HighRawParVal...	StatusText
1	0	0	A
2	1	1	B

3.8.1.28 A/B

For Complete Generic Data xml file see Annex 3



TEXTUAL CURVE GN			
Id	G000031000		
ChangeReason	GENERIC DATA		
CfCode	7		
SDesc	A		
LDesc	1 Is A 0 Is B		
CurveUse	B		
RawFormat	U		
DIG POINT LIST			
DIG_POINT (2)			
	LowRawParValue	HighRawParVal...	StatusText
1	0	0	B
2	1	1	A

3.8.1.29 Tripped/OK

For Complete Generic Data xml file see Annex 3

TEXTUAL CURVE GN			
Id	G000014000		
ChangeReason	GENERIC DATA		
CfCode	7		
SDesc	TRIPPED		
LDesc	1 TRIPPED 0 Is OK		
CurveUse	B		
RawFormat	U		
DIG POINT LIST			
DIG_POINT (2)			
	LowRawParValue	HighRawParVal...	StatusText
1	0	0	OK
2	1	1	TRIPPED

3.8.1.30 GO/NOGO

For Complete Generic Data xml file see Annex 3

TEXTUAL CURVE GN			
Id	G000032000		
ChangeReason	GENERIC DATA		
CfCode	7		
SDesc	GO		
LDesc	1 Is GO 0 Is NOGO		
CurveUse	B		
RawFormat	U		
DIG POINT LIST			
DIG_POINT (2)			
	LowRawParValue	HighRawParVal...	StatusText
1	0	0	NOGO
2	1	1	GO

3.8.1.31 NOGO/GO

For Complete Generic Data xml file see Annex 3



TEXTUAL CURVE GN			
Id	G000033000		
ChangeReason	GENERIC DATA		
CfCode	7		
SDesc	NOGO		
LDesc	1 is NOGO 0 is GO		
CurveUse	B		
RawFormat	U		
DIG POINT LIST			
DIG_POINT (2)			
	LowRawParValue	HighRawParVal...	StatusText
1	0	0	GO
2	1	1	NOGO

3.8.1.32 SET/RESET

For Complete Generic Data xml file see Annex 3

TEXTUAL_CURVE_GN			
Id	G000034000		
ChangeReason	GENERIC DATA		
CfCode	7		
SDesc	SET		
LDesc	1 is SET 0 is RESET		
CurveUse	B		
RawFormat	U		
DIG POINT LIST			
DIG_POINT (2)			
	LowRawParValue	HighRawParVal...	StatusText
1	0	0	RESET
2	1	1	SET


3.8.1.33 RESET/SET

For Complete Generic Data xml file see Annex 3

TEXTUAL CURVE GN			
Id	G000035000		
ChangeReason	GENERIC DATA		
CfCode	7		
SDesc	RESET		
LDesc	1 is RESET 0 is SET		
CurveUse	B		
RawFormat	U		
DIG POINT LIST			
DIG_POINT (2)			
	LowRawParValue	HighRawParVal...	StatusText
1	0	0	SET
2	1	1	RESET

3.8.1.34 DETECTED/NOT DETECTED

For Complete Generic Data xml file see Annex 3



TEXTUAL_CURVE_GN			
Id	G000036000		
ChangeReason	GENERIC DATA		
CfCode	7		
SDesc	DETECTED		
LDesc	1 Is DETECTED 0 Is NOT DETECTED		
CurveUse	B		
RawFormat	U		
DIG POINT LIST			
DIG_POINT (2)			
	LowRawParValue	HighRawParVal...	StatusText
1	0	0	NOT DETECTED
2	1	1	DETECTED

3.8.1.35 NOT DETECTED/DETECTED

For Complete Generic Data xml file see Annex 3

TEXTUAL CURVE GN			
Id	G000037000		
ChangeReason	GENERIC DATA		
CfCode	7		
SDesc	NOT DETECTED		
LDesc	1 Is NOT DETECTED 0 Is DETECTED		
CurveUse	B		
RawFormat	U		
DIG_POINT_LIST			
DIG_POINT (2)			
	LowRawParValue	HighRawParVal...	StatusText
1	0	0	DETECTED
2	1	1	NOT DETECTED

3.8.1.36 ARMED/DISARMED

For Complete Generic Data xml file see Annex 3

TEXTUAL CURVE GN			
Id	G000038000		
ChangeReason	GENERIC DATA		
CfCode	7		
SDesc	ARMED		
LDesc	1 Is ARMED 0 Is DISARMED		
CurveUse	B		
RawFormat	U		
DIG POINT LIST			
DIG_POINT (2)			
	LowRawParValue	HighRawParVal...	StatusText
1	0	0	DISARMED
2	1	1	ARMED

3.8.1.37 DISARMED / ARMED

For Complete Generic Data xml file see Annex 3



TEXTUAL CURVE GN			
Id	G000039000		
ChangeReason	GENERIC DATA		
CfCode	7		
SDesc	DISARMED		
LDesc	1 is DISARMED 0 is ARMED		
CurveUse	B		
RawFormat	U		
DIG_POINT_LIST			
DIG_POINT (2)			
	LowRawParValue	HighRawParVal...	StatusText
1	0	0	ARMED
2	1	1	DISARMED

3.8.1.38 YES/NO

For Complete Generic Data xml file see Annex 3

TEXTUAL CURVE GN			
Id	G000040000		
ChangeReason	GENERIC DATA		
CfCode	7		
SDesc	YES		
LDesc	1 is YES 0 is NO		
CurveUse	B		
RawFormat	U		
DIG_POINT_LIST			
DIG_POINT (2)			
	LowRawParValue	HighRawParVal...	StatusText
1	0	0	NO
2	1	1	YES


3.8.1.39 NO / YES

For Complete Generic Data xml file see Annex 3

TEXTUAL_CURVE_GN			
Id	G000041000		
ChangeReason	GENERIC DATA		
CfCode	7		
SDesc	NO		
LDesc	1 is NO 0 is YES		
CurveUse	B		
RawFormat	U		
DIG_POINT_LIST			
DIG_POINT (2)			
	LowRawParValue	HighRawParValue	StatusText
1	0	0	YES
2	1	1	NO

3.8.1.40 START/ STOP

For Complete Generic Data xml file see Annex 3



TEXTUAL_CURVE_GN			
Id	G000042000		
ChangeReason	GENERIC DATA		
CfCode	7		
SDesc	START		
LDesc	1 Is START 0 Is STOP		
CurveUse	B		
RawFormat	U		
DIG_POINT_LIST			
DIG_POINT (2)			
	LowRawParValue	HighRawParVal...	StatusText
1	0	0	STOP
2	1	1	START

3.8.1.41 STOP/ START

For Complete Generic Data xml file see Annex 3

TEXTUAL_CURVE_GN			
Id	G000043000		
ChangeReason	GENERIC DATA		
CfCode	7		
SDesc	STOP		
LDesc	1 Is STOP 0 Is START		
CurveUse	B		
RawFormat	U		
DIG_POINT_LIST			
DIG_POINT (2)			
	LowRawParValue	HighRawParVal...	StatusText
1	0	0	START
2	1	1	STOP

3.8.1.42 ENVIRONMENT


For Complete Generic Data xml file see Annex 3

TEXTUAL_CURVE_GN			
Id	G000044000		
ChangeReason	GENERIC DATA		
CfCode	7		
SDesc	ENVIRONMENT		
LDesc	0 Is Clean Room 1 Is Thermal vacuum tests 2 Is Flight		
CurveUse	B		
RawFormat	U		
DIG_POINT_LIST			
DIG_POINT (3)			
	LowRawParValue	HighRawParVal...	StatusText
1	0	0	Clean Room
2	1	1	Thermal Vacuum
3	2	2	Flight

3.8.2 Discrete Analogue curve

3.8.2.1 ID Curve

For Complete Generic Data xml file see Annex 3




DISCRETE CURVE GN														
Id	G000101000													
ChangeReason	DBAMN-043													
CfCode	7													
SDesc	Identity Function													
CurveUse	B													
RawFormat	U													
EngFormat	U													
RawRadix	D													
Extrapolation	P													
DISCR_POINT_LIST	<table border="1"> <thead> <tr> <th colspan="3">DISCR POINT (2)</th> </tr> <tr> <th></th> <th>RawParValue</th> <th>EngParValue</th> </tr> </thead> <tbody> <tr> <td>1</td> <td>0</td> <td>0</td> </tr> <tr> <td>2</td> <td>1</td> <td>1</td> </tr> </tbody> </table>		DISCR POINT (2)				RawParValue	EngParValue	1	0	0	2	1	1
DISCR POINT (2)														
	RawParValue	EngParValue												
1	0	0												
2	1	1												

3.8.2.2 PT2K 118BJA strd

This curve was been calculated using a combination of curves see details on Annex

For Complete Generic Data xml file see Annex 3



DISCRETE_CURVE_GN		
Id	G000102000	
ChangeReason	DBAMN-111	
CfCode	7	
SDesc	PT2K 118BJA ADC to K	
LDesc	PT2K 118BJA standard Eng Value Kelvin Raw Value ADC Hex	
CurveUse	B	
RawFormat	U	
EngFormat	R	
Extrapolation	F	
RawRadix	H	
UnitsCode	K	
DISCR_POINT_LIST		
DISCR_POINT (72)		
	RawParValue	EngParValue
1	25	13.15
2	28	23.15
3	2D	28.15
4	34	33.15
5	3D	38.15
6	47	43.15
7	53	48.15
8	5F	53.15
9	6C	58.15
10	7A	63.15
11	88	68.15
12	95	73.15
13	A3	78.15
14	B1	83.15
15	BF	88.15
16	CC	93.15
17	DA	98.15
18	E7	103.15
19	F4	108.15
20	101	113.15
21	10E	118.15
22	11A	123.15
23	127	128.15
24	133	133.15
25	13F	138.15
26	14C	143.15
27	158	148.15
28	163	153.15
29	16F	158.15
30	17B	163.15
31	186	168.15
32	192	173.15
33	19D	178.15
34	1A8	183.15
35	1B3	188.15
36	1BE	193.15
37	1C9	198.15
38	1D4	203.15
39	1DE	208.15
40	1E9	213.15
41	1F4	218.15
42	1FE	223.15
43	208	228.15
44	212	233.15
45	21C	238.15
46	226	243.15
47	230	248.15
48	23A	253.15
49	244	258.15
50	24E	263.15
51	257	268.15
52	261	273.15
53	26A	278.15
54	274	283.15
55	27D	288.15
56	286	293.15
57	28F	298.15
58	298	303.15
59	2A1	308.15
60	2AA	313.15
61	2B3	318.15
62	2BC	323.15
63	2C4	328.15
64	2CD	333.15
65	2D6	338.15
66	2DE	343.15
67	2E7	348.15
68	2EF	353.15
69	2F7	358.15
70	300	363.15
71	308	368.15
72	310	373.15



3.8.3 Logarithm curve equation data

Not identified

3.8.4 Polynomial Curves

3.8.4.1 Thermistor Type GB42

This curve was been calculated using the Resistance Temperature Relationship Table for Thermistor type GB42 on Annex 1.

For Complete Generic Data xml file see Annex 3

POLYNOMIAL CURVE GN	
Id	G000011000
FirstDegCoeff...	-2075.9885
SecondDegCoe...	76.156331
ThirdDegCoeff...	-1.3738253
FourthDegCoeff...	0.0064341711
ChangeReason	GENERIC DATA
CFCode	7
SDesc	Curve_GB42
LDesc	This curve was been calculated using the Resistance Temperature Relationship Table for Thermistor type GB42 see annex the range [-40+85°C] is specify on the GDIR (version 4.1) H-P-1-ASP-SP-0027 RD2
UnitsCode	degC
ZeroDegCoeff...	35591.1

3.8.4.2 Thermistor for Platinum Probe 2k 118MF

Deleted curve (replaced by discrete curve G000102000)

Checked if the curve was used on Planck before removing it:

Start time: 16/11/2006 16:52:06

Searching for references to the object CURVE G000012000:

Searching for normal references to the input CURVE G000012000: 0h 5m 25s

TOTAL TIME: 0h 5m 27s

End time: 16/11/2006 16:57:33

Checked if the curve was used on Herschel before removing it:


Start time: 17/11/2006 10:17:19

Searching for references to the object CURVE G000012000:

Searching for normal references to the input CURVE G000012000: 0h 1m 57s

TOTAL TIME: 0h 1m 57s

End time: 17/11/2006 10:19:17



3.9 Displays

3.9.1 Alphanumeric display data

Not identified

3.9.2 Graphic display data

Not identified

3.9.3 Scrolling Display

Not identified

3.9.4 Variable SCOS packet display data

Not identified

3.10 Constants

3.10.1 Constants

Not identified

4. UPDATING GENERIC BOX CONTENTS PROCESS

The contents of a generic box has been defined taking into account the present knowledge of spacecraft development.

It is foreseen to keep the contents of generic box in line with the HPSDB users needs. For this purpose, HPSDB users are invited to submit to HPSDB manager approval updates of generic box contents with general purpose scope.




5. ANNEX 1- CURVE G000011000- THERMISTOR TYPE GB42



-40	371300
-39	349700
-38	329400
-37	310500
-36	292800
-35	276200
-34	260700
-33	246000
-32	232400
-31	219500
-30	207500
-29	196100
-28	185400
-27	175500
-26	166100
-25	157200
-24	148800
-23	141000
-22	133600
-21	126700
-20	120100
-19	114000
-18	108200
-17	102700
-16	97490
-15	92600
-14	87980
-13	83630
-12	79520
-11	75620
-10	71940
-9	68640
-8	65160
-7	62060
-6	59100
-5	56310
-4	53670
-3	51170
-2	48800
-1	46550
0	44420
1	42390

2	40490
3	38660
4	36930
5	35300
6	33740
7	32250
8	30840
9	29510
10	28230
11	27020
12	25860
13	24770
14	23720
15	22730
16	21780
17	20870
18	20010
19	19190
20	18410
21	17660
22	16950
23	16280
24	15620
25	15000
26	14410
27	13840
28	13310
29	12790
30	12300
31	11820
32	11370
33	10940
34	10530
35	10130
36	9756
37	9393
38	9047
39	8715
40	8397
41	8093
42	7800
43	7521
44	7253



45	6995
46	6747
47	6510
48	6282
49	6065
50	5855
51	5654
52	5460
53	5274
54	5096
55	4923
56	4758
57	4599
58	4448
59	4301
60	4160
61	4025
62	3894
63	3768
64	3647
65	3531
66	3419
67	3311
68	3206
69	3105
70	3009
71	2916
72	2826
73	2739
74	2657
75	2576
76	2498
77	2423
78	2351
79	2280
80	2213
81	2148
82	2085
83	2024
84	1965
85	1908

Annex Table 1 - Resistance Temperature Relationship Table for Thermistor type GB42

(RD2 and RD3)



6. ANNEX 2- CURVE G000102000- PT2K 118BJA ADC TO K



Discrete calibration curve G000102000- PT2K 118BJA ADC to K calculation:

HEXADECIMAL (*f o g o h*) where:

h= discrete curve Kelvin to Ohm:

- See [RD5]
- See 2 first columns on the table below

$$g = \frac{5 * R_{th}}{R_{th} + R_p} \text{ (Ohm to Voltage) :}$$

- See [RD4](Chapter 13.3 Acquisition- CDMU Input Signals- Planck, where $R_p = 10000\text{Ohm}$ for CR Channel).
- See third column table below


$$h = \frac{35 + V(4096 * 1.681)}{10} \text{ (Voltage to ADC)}$$

- See [RD4](Chapter 13.3 Acquisition- CDMU Input Signals- Planck)
- See fourth column table below

HEXADECIMAL (*f o g o h*) (ADC Dec to ADC Hexadecimal)

- See fifth column table below

Temp (K)	Rth (Thermistor Resistance)	Volt	ADC[Dec]	ADC[Hex]
13.15	4.7	0.00237052	37	25
18.15	DELETED	DELETED	DELETED	DELETED
23.15	14.5	0.00723123	40	28
28.15	29.5	0.01470341	45	2D
33.15	50.3	0.02504244	52	34
38.15	76.3	0.03787031	61	3D
43.15	106.7	0.05280806	71	47
48.15	140.9	0.06947916	83	53
53.15	178.1	0.08751227	95	5F
58.15	217.7	0.1065435	108	6C
63.15	259.0	0.12621798	122	7A
68.15	301.2	0.14619098	136	88
73.15	343.7	0.16612843	149	95
78.15	385.7	0.18570703	163	A3
83.15	431.1	0.20664268	177	B1
88.15	474.4	0.22645328	191	BF
93.15	517.6	0.24604298	204	CC
98.15	560.6	0.26541591	218	DA
103.15	603.5	0.28457613	231	E7
108.15	646.3	0.30352759	244	F4
113.15	689.0	0.32227415	257	101
118.15	731.5	0.34081961	270	10E
123.15	773.9	0.35916764	282	11A




Temp (K)	Rth (Thermistor Resistance)	Volt	ADC[Dec]	ADC[Hex]
128.15	816.2	0.37732187	295	127
133.15	858.4	0.39528583	307	133
138.15	900.5	0.41306298	319	13F
143.15	942.5	0.43065669	332	14C
148.15	984.4	0.44807028	344	158
153.15	1026.1	0.46530698	355	163
158.15	1067.8	0.48236995	367	16F
163.15	1109.3	0.4992623	379	17B
168.15	1150.7	0.51598706	390	186
173.15	1192.1	0.53254719	402	192
178.15	1233.3	0.54894562	413	19D
183.15	1274.4	0.56518517	424	1A8
188.15	1315.5	0.58126864	435	1B3
193.15	1356.4	0.59719877	446	1BE
198.15	1397.3	0.61297822	457	1C9
203.15	1438.0	0.62860961	468	1D4
208.15	1478.7	0.64409551	478	1DE
213.15	1519.2	0.65943843	489	1E9
218.15	1559.7	0.67464084	500	1F4
223.15	1600.1	0.68970515	510	1FE
228.15	1640.5	0.70463373	520	208
233.15	1680.7	0.7194289	530	212
238.15	1720.8	0.73409293	540	21C
243.15	1760.9	0.74862804	550	226
248.15	1800.9	0.76303644	560	230
253.15	1840.8	0.77732025	570	23A
258.15	1880.7	0.79148158	580	244
263.15	1920.4	0.80552249	590	24E
268.15	1960.1	0.81944501	599	257
273.15	1999.8	0.83325111	609	261
278.15	2039.3	0.84694275	618	26A
283.15	2078.8	0.86052183	628	274
288.15	2118.2	0.87399023	637	27D
293.15	2157.6	0.88734977	646	286
298.15	2196.9	0.90060228	655	28F
303.15	2236.2	0.91374951	664	298
308.15	2275.3	0.92679321	673	2A1
313.15	2314.5	0.93973508	682	2AA
318.15	2353.5	0.95257679	691	2B3
323.15	2392.6	0.96532	700	2BC
328.15	2431.5	0.97796631	708	2C4
333.15	2470.4	0.9905173	717	2CD
338.15	2509.3	1.00297455	726	2D6
343.15	2548.1	1.01533956	734	2DE
348.15	2586.9	1.02761386	743	2E7
353.15	2625.6	1.0397989	751	2EF
358.15	2664.3	1.05189614	759	2F7



Temp (K)	Rth (Thermistor Resistance)	Volt	ADC[Dec]	ADC[Hex]
363.15	2703.0	1.063907	768	300
368.15	2741.6	1.07583288	776	308
373.15	2780.1	1.08767516	784	310

Annex Table 2 – Temperature ADC Hexadecimal Relationship Table for Thermistor type PT2K 118BJA Standard



7. ANNEX 3- GENERIC DATA XML FILE



XML	
version	1.0
encoding	UTF-8
Comment	edited with XMLSPY v5 rel. 4 U (http://www.xmlspy.com) by Alcatel Space (Alcatel Space)
HPSDB	
xm:ns:xml	http://www.xml.org/2001/XMLSchema-instance
xm:ns:xmlns	J:\1_users\C10780\HPSDB\Releases_Notes\Release_3_3_1_8p001vm\HPSDB\schema_input.xsd
Comment	22-11/2004 HPSDB 2.0.6.3 S Dos Santos TAG = PAR_GN Add the Generic Parameters defined before on the file Generic_parameter.xml to this file Update the Generic parameters : Remove the command generic parameters GPSCS000 GPSC7000 GPST1000 GFTYP000 Add the command generic parameters GPABS000 GPSUB000
Comment	22-11/2004 HPSDB 2.0.6.3 S Dos Santos TAG = TC_GN GCOT1000
Comment	22-11/2004 HPSDB 2.0.6.3 S Dos Santos Change the attribute Change reason=Update to Change reason=GenericData
Comment	22-11/2004 HPSDB 2.0.6.3 S Dos Santos TAG=CURVE_GN Add the Generic Curves G000011000 G000012000 G000020000 G000030000 G000034000 G000035000
Comment	22-11/2004 HPSDB 2.0.6.3 S Dos Santos TAG=CURVE_GN Add the Digital Points and RawFormat=U to G000001000 G000002000 G000003000 G000004000 G000005000 G000006000 G000007000 G000008000 G000009000 G000010000 G000013000 G000014000 G000015000 G000016000 G000017000 G000018000 G000019000 G000020000 G000021000 G000022000 G000023000 G000024000 G000025000 G000026000 G000027000 G000028000 G000029000 G000030000 G000031000



<p>Comment</p>	<p>22-11/2004 HPSDB 2.0.6.3 S Dos Santos TAG = TM_PSIDO_TEMPL_GN (1,1) -Add PacketType and subtype to Long description (1,2) -Add PacketType and subtype to Long description -Add P2Wid=0 -Add P2Off=-1 (1,3) -Add PacketType and subtype to Long description (1,5) -Add PacketType and subtype to Long description (1,7) -Add PacketType and subtype to Long description (1,8) -Add PacketType and subtype to Long description -Add P2Wid=0 -Add P2Off=-1 (1,9) -Add PacketType and subtype to Long description (3,10) -Add PacketType and subtype to Long description (3,12) -Add PacketType and subtype to Long description (3,25) -Add P2Wid=0 -Add P2Off=-1 -Add PacketType and subtype to Long description (3,26) -Add P2Wid=0 -Add P2Off=-1 -Add PacketType and subtype to Long description (5,1) -Add PacketType and subtype to Long description (5,2) -Add PacketType and subtype to Long description (5,4) -Add PacketType and subtype to Long description (6,6) -Add PacketType and subtype to Long description (6,10) -Add PacketType and subtype to Long description (8,6) -Add PacketType and subtype to Long description (8,7) -New Packet (8,8) -New Packet (8,9) -New Packet (9,8) -Add PacketType and subtype to Long description (9,9) -Add PacketType and subtype to Long description (11,10) -Add PacketType and subtype to Long description (11,13) -Add PacketType and subtype to Long description (11,19) -New Packet (12,9) -Add PacketType and subtype to Long description (14,4) -Add PacketType and subtype to Long description (14,7) -New Packet (15,6) -Add PacketType and subtype to Long description -Add P2Wid=0 -Add P2Off=-1 (15,13) -Add PacketType and subtype to Long description (17,2) -Add PacketType and subtype to Long description (18,9) -Add PacketType and subtype to Long description (18,11) -Add PacketType and subtype to Long description (18,13) -Add PacketType and subtype to Long description (18,15) -Add PacketType and subtype to Long description (19,7) -Add PacketType and subtype to Long description (20,5) -Deleted (21,1) -Add PacketType and subtype to Long description -Add P1Wid=16 -Add P1Off=16 -Add P2Wid=0 -Add P2Off=-1 (21,2) -Add PacketType and subtype to Long description -Add P1Wid=16 -Add P1Off=16 -Add P2Wid=0 -Add P2Off=-1 (21,3) -Add PacketType and subtype to Long description -Add P1Wid=16 -Add P1Off=16 -Add P2Wid=0 -Add P2Off=-1 (21,4) -Add PacketType and subtype to Long description -Add P1Wid=16 -Add P1Off=16 -Add P2Wid=0 -Add P2Off=-1</p>
<p>Comment</p>	<p>Add the Spare acquisition Parameters GMS01000 GMS02000 GMS03000 GMS04000 GMS05000 GMS06000 GMS07000 GMS08000 GMS09000 GMS10000 GMS11000 GMS12000 GMS13000 GMS14000 GMS15000 GMS16000</p>
<p>Comment</p>	<p>06-01-2005 HPSDB 3.0 S Dos Santos Command Header Parameters GBSC000 GBSCS000 GBLEN000 GBACK000 GBTP000 GBST000 GBFV000 GBFTY000 GBFD000 GBFS000 GBFSH000 GBFF000 GBFS000</p>
<p>Comment</p>	<p>06-01-2005 HPSDB 3.0 S Dos Santos Associate the command header parameters to GX000000 GX002000</p>
<p>Comment</p>	<p>07-01-2005 HPSDB 3.0 S Dos Santos Add the TC packet Header GX001000 without Header</p>



Comment	28-01-2005 HPSDB 3.0 S Dos Santos TM PSCID (3,10) add p1Off=18 P1wd=2 TM PSCID (3,12) add p1Off=18 P1wd=2
Comment	04-02-2005 HPSDB 3.0 S Dos Santos error on the TM PSCID (3,10), TM PSCID (3,12) replace p2Off=1 by p2Off=-1
Comment	25-03-2005 HPSDB 3.1.2 S Dos Santos Category flag changed from all to all except FDD
Comment	29-03-2005 Add 16 Spare parameters only for On Board Software
Comment	04-04-2005 Change Category flag=7 to CategoryFlag =3 on the GMSn000
Comment	24-06-2005 Curves : G00014000, G00017000, G00027000 aligned to H-P-1-ASP-TN-0543 issue 1.4. Curves : G00011000, G00012000 aligned to H-P-1-ASP-TN-0543 issue 1.4 : Polynomial Curves (CurveUse set to M) Command Parameters : Addition of attributes IsMandatory (set to Y) , ValueRep (set to R) , DefaultValue (set to 0 for GPSxx000 , null for GFACT000, GPABS000, GPRCD000, GPSTR000, GPSUB000).
Comment	19-07-2005 S Dos Santos 1)Change Category flag=3 to CategoryFlag =7 on the GMSn000 2)Add Long Description TM Packet Standard 000TMSD0000000 (H-P-1-ASP-0543) 3)Update Long Description of 000TMS003025000 (H-P-1-ASP-0543) 4)Update Long Description of 000TMS005004000 (H-P-1-ASP-0543) 5)Update Long Description of 000TMS006006000 (H-P-1-ASP-0543) 6)Update Long Description of 000TMS006010000 (H-P-1-ASP-0543) 7)Update Long Description of 000TMS014007000 (H-P-1-ASP-0543) 8)Update Long Description of 000TMS015013000 (H-P-1-ASP-0543) 9)Update Long Description of 000TMS018015000 (H-P-1-ASP-0543) 10)Update Long Description of GPRCD000 (H-P-1-ASP-0543) 11)Update Long Description of G00011000 (H-P-1-ASP-0543) 12)Update (PTC, PFC) from enumerated type to unsigned integer on the following Parameters (H-P-1-ASP-0543) Because type (2,9), (2,10) (2,11) (2,13) (2,14) (2,15) are not defined on the PSCID (SCI-PT-ICD-07527) GMS0000 GMS10000 GMS11000 GMS12000 GMS13000 GMS14000 GMS15000 GMS16000 GES00000 GES10000 GES11000 GES12000 GES13000 GES14000 GES15000 GES16000 GPS09000 GPS10000 GPS11000 GPS12000 GPS13000 GPS14000 GPS15000 13)Change Desc of command Header parameter GBFD000 SDesc=DFH to SDesc=DFH set to YES and LDesc=DFH to LDesc=Data Field Header Flag set to YES 14)Change Desc of command Header parameter GBFN000 SDesc=DFH to SDesc=DFH set to NO and LDesc=DFH to LDesc=Data Field Header Flag set to NO 15)Change Long Desc of command Header parameter GBFS000 LDesc= Seq Flag to LDesc=Sequence Flag 16)Change Long Desc of command Header parameter GBFH000 LDesc= Sec Header to LDesc=Secondary Header 17)Change Desc of command Header parameter GBFP000 SDesc=PUS to SDesc=PUS Version and LDesc= PUS to LDesc=Tc Packet PUS Version
Comment	10-10-2005 S Dos Santos Add the textual curves G0000036000 DETECTED G0000037000 NOT DETECTED G0000038000 ARMED G0000039000 DISARMED G0000040000 YES G0000041000 NO G0000042000 START G0000043000 STOP
Comment	10-oct-2005 Requested By P Fini- AAS-I TMSD changed to include -1.0 for empty fields of all TMTypes
Comment	04-11-2005 S Dos Santos Add the UDC- Dynamic parameter GNEN000 Add the textual curves G0000044000
Comment	08-Nov-05 Requested By P Fini- AAS-I TM_PSCID_TEMPL_GN Storage Selection Definition Report (15, 6): P1Off set to -1 (was 16) and P1Wid set to 0 (was 8)
Comment	30-May-06 Requested By P Fini- AAS-I Remove special char from LDesc parameter GBSCS000
Comment	30-May-06 SDS AAS-F 1)Add the mandatory fields (Byte=0, Bit=0) of the UDC GNEN000 (ie position inside UDC packet)
Comment	DBAWN-034 30-May-06 SDS AAS-F 1)Change TM_PSCID (15,13) the fields P1Wid=8 and P1Off=-16 (see email from F savageau on 19/05/2006, Alt8 SVT-0 meeting H-P-ASP-MIN-7763, DBAWN)
Comment	DBAWN-035 30-May-06 Requested By P Fini- AAS-I see email from 15/05/2006 Add CVS to Generic Data Records to be added into CVS_GN are: k (*) SDesc (*) 72000000 Acceptance-Interval 24 70200000 Start-Interval 24 70020000 Completion-Interval 72 70003000 CompletionParam-Interval 72 (**) (**) N.B.: Source type = V
Comment	DBAWN-037 30-May-06 SDS AAS-F Add the following Frame TC's 1)GCUNL000- Unlock Directive 2)GCSET000- set V-R- Directive
Comment	DBAWN-038 30-May-06 SDS AAS-F 1)Add TC with editable command parameters on the header: GCE2E000- TC with secondary header GCE1H000-TC without secondary header Add the command parameters identical do the command header parameters already defined (different NMCVT)
Comment	DBAWN-043 05-July-06 SDS AAS-F 1)Add Identity function- Discrete Curve G000101000
Comment	DBAWN-044 AddTM PSCID template 000TMP5000000000
Comment	DBAWN-059 GCT00000-Change Ack Flags to 9
Comment	DBAWN-038 v 2.0 Correct (switch) positions of the Command parameters GPFY000 with GPTY000 inside the TC packets GCE2H000, GCE1H000
Comment	DBAWN-088 v 1.0 Remove parameters from TC GC0TT000 Add CVS to TC GC0TT000
Comment	DBAWN-090 Add parameters from TC GC0TT000 removed on the DBAWN-088. Add Parameter GPTCP000 (Command Parameter TC packet Variable OctetString) Add Curve G000102000 P12k_115BUs.tst (Eng Value kelin to Raw value ADC Hex) replace curve G000012000 Update Sdesc polynomial curve G000011000
Comment	DBAWN-094 Remove duplicated point on curve G000102000 with Raw=37 ans Eng=18:15 (Aggred by AAS-F Expert E Gavila)
Comment	DBAWN-111 Set Curve Use Both on Curve G000102000

CHANGE REASONS LIST

ItemName
1 GENERIC DATA
2 DBAWN-034
3 DBAWN-035
4 DBAWN-037
5 DBAWN-038
6 DBAWN-043
7 DBAWN-044
8 DBAWN-059
9 DBAWN-088
10 DBAWN-090
11 DBAWN-094



TM_STD_TEMPL_GN																																									
Id	ChangeReason	CfCode	SDesc	LDesc	TmStdTempRef	PH1Wid	PH1Off	PH2Wid	PH2Off	ChangeReason																															
000TMSD000000		7	Tm Packet Standard	Tm Standard Template common to Herschel and Planck																																					
TM_PSICD_TEMPL_GN (41)																																									
ServiceType	ServiceSubtype	CfCode	SDesc	LDesc	TmStdTempRef	PH1Wid	PH1Off	PH2Wid	PH2Off	ChangeReason																															
0	0	15	TM_TimePacket	Standard Spacecraft Time Source Packet	000TMSD000000	0	0		-1	DBAWN-044																															
1	1	7	TM_TCACcepSuccess	Telecommand Acceptance Report - Success (1_1)	000TMSD000000	0	-1	0	-1	GENERIC DATA																															
2	2	7	TM_TCACcepFailure	Telecommand Acceptance Report - Failure (1_2)	000TMSD000000	16	20	0	-1	GENERIC DATA																															
3	3	7	TM_TCExeStarted	Telecommand Execution Report - Started (1_3)	000TMSD000000	0	-1	0	-1	GENERIC DATA																															
4	5	7	TM_TCExeProgress	Telecommand Execution Report - Progress (1_5)	000TMSD000000	0	-1	0	-1	GENERIC DATA																															
5	7	7	TM_TCExeCompleted	Telecommand Execution Report - Completed (1_7)	000TMSD000000	0	-1	0	-1	GENERIC DATA																															
6	8	7	TM_TCExeFailure	Telecommand Execution Report - Failure (1_8)	000TMSD000000	16	20	0	-1	GENERIC DATA																															
7	9	7	TM_TCContents Report	Telecommand Contents Report (1_9)	000TMSD000000	0	-1	0	-1	GENERIC DATA																															
8	10	7	TM_HKParameterDefReport	HK Parameter Report Definitions Report (2_10)	000TMSD000000	2	18	0	-1	GENERIC DATA																															
9	12	7	TM_DiagnosticDefParameter	Diagnostic Parameter Report Definitions Report (3_12)	000TMSD000000	2	18	0	-1	GENERIC DATA																															
10	26	7	TM_DiagnosticParameter	Diagnostic Parameter Report (3_26)	000TMSD000000	16	16	0	-1	GENERIC DATA																															
11	25	7	TM_HKParameter Report	HK Parameter Report (3_25)	000TMSD000000	16	16	0	-1	GENERIC DATA																															
12	1	7	TM_EventReport	Event Report (5_1)	000TMSD000000	16	16	16	18	GENERIC DATA																															
13	2	7	TM_ExceptionReport	Exception Report (5_2)	000TMSD000000	16	16	16	18	GENERIC DATA																															
14	4	7	TM_ErrorAlarmReport	Error Alarm Report (5_4)	000TMSD000000	16	16	16	18	GENERIC DATA																															
15	6	7	TM_MemDumpAbsAd	Memory Dump Absolute Addresses (6_6)	000TMSD000000	0	-1	0	-1	GENERIC DATA																															
16	10	7	TM_MemCheckAbsAd	Memory Check Report Absolute Addresses (6_10)	000TMSD000000	0	-1	0	-1	GENERIC DATA																															
17	6	7	TM_FunctionStatus	Function Status Report (8_6)	000TMSD000000	16	16	16	18	GENERIC DATA																															
18	7	7	TM_SREMDDataReport	SREM Data Report (8_7)	000TMSD000000	16	16	16	18	GENERIC DATA																															
19	8	7	TM_VMCDataReport	VMC Data Report (8_8)	000TMSD000000	16	16	0	-1	GENERIC DATA																															
20	9	7	TM_MassMemDumpReport	Mass Memory Dump Report (8_9)	000TMSD000000	16	16	16	18	GENERIC DATA																															
21	8	7	TM_CentralTimeReference	Central Time Reference (9_8)	000TMSD000000	0	-1	0	-1	GENERIC DATA																															
22	9	7	TM_TimeVerification	Time Verification Report (9_9)	000TMSD000000	0	-1	0	-1	GENERIC DATA																															
23	10	7	TM_DetailedSchedule	Detailed Schedule Report (11_10)	000TMSD000000	0	-1	0	-1	GENERIC DATA																															
24	13	7	TM_SummarySchedule	Summary Schedule Report (11_13)	000TMSD000000	0	-1	0	-1	GENERIC DATA																															
25	19	7	TM_CmdScheduleStatus	Command Schedule Status Report (11_19)	000TMSD000000	0	-1	0	-1	GENERIC DATA																															
26	9	7	TM_CurrentMonitorList	Current Monitoring List Report (12_9)	000TMSD000000	0	-1	0	-1	GENERIC DATA																															
27	4	7	TM_EnabTmPacket	Enabled Telemetry Packets Report (14_4)	000TMSD000000	0	-1	0	-1	GENERIC DATA																															
28	7	7	TM_DownLink	TM Packets Downlink Star Status Report (14_7)	000TMSD000000	0	-1	0	-1	GENERIC DATA																															
29	6	7	TM_StorageSelectDef	Storage Selection Definition Report (15_6)	000TMSD000000	0	-1	0	-1	GENERIC DATA																															
30	13	7	TM_PacketStoresCatalogue	Packet Stores Catalogue Report (15_13)	000TMSD000000	8	16	0	-1	DBAWN-034																															
31	2	7	TM_ConnectionTest	Connection Test Report (17_2)	000TMSD000000	0	-1	0	-1	GENERIC DATA																															
32	9	7	TM_OnBoardCtProc	On-board Control Procedures List Report (18_9)	000TMSD000000	0	-1	0	-1	GENERIC DATA																															
33	11	7	TM_ActiveOBCList	Active OBCLP List Report (18_11)	000TMSD000000	0	-1	0	-1	GENERIC DATA																															
34	13	7	TM_OBCPStatus	OBCP Status Report (18_13)	000TMSD000000	0	-1	0	-1	GENERIC DATA																															
35	15	7	TM_OBCPContents	OBCP Contents Report (18_15)	000TMSD000000	0	-1	0	-1	GENERIC DATA																															
36	7	7	TM_EventDetectList	Event Detection List Report (19_7)	000TMSD000000	0	-1	0	-1	GENERIC DATA																															
37	1	7	TM_NominalScienceData	Nominal Science Data Report (21_1)	000TMSD000000	16	16	0	-1	GENERIC DATA																															
38	2	7	TM_ScienceTypeBData	Science Type B Data Report (21_2)	000TMSD000000	16	16	0	-1	GENERIC DATA																															
39	3	7	TM_DiagScienceData	Diagnostic Science Data Report (21_3)	000TMSD000000	16	16	0	-1	GENERIC DATA																															
40	4	7	TM_AuxScienceData	Auxiliary Science Data Report (21_4)	000TMSD000000	16	16	0	-1	GENERIC DATA																															
TCH_GN (3)																																									
Id	ChangeReason	CfCode	SDesc	LDesc	TCH_EL LIST																																				
1	GENERIC DATA	7	TC_PacketHeader_DFHS1	TC Packet Header with Data field Header (DFH=1)	TCH_EL LIST	<table border="1"> <thead> <tr> <th>BitOffset</th> <th>CmdhParRef</th> </tr> </thead> <tbody> <tr><td>1</td><td>GBFVN000</td></tr> <tr><td>2</td><td>GBFTY000</td></tr> <tr><td>3</td><td>GBFDF000</td></tr> <tr><td>4</td><td>GBAPD000</td></tr> <tr><td>5</td><td>GBFSF000</td></tr> <tr><td>6</td><td>GBSCT000</td></tr> <tr><td>7</td><td>GBSCS000</td></tr> <tr><td>8</td><td>GBLEN000</td></tr> <tr><td>9</td><td>GBFSH000</td></tr> <tr><td>10</td><td>GBFPL000</td></tr> <tr><td>11</td><td>GBACK000</td></tr> <tr><td>12</td><td>GBTYP000</td></tr> <tr><td>13</td><td>GBSTY000</td></tr> <tr><td>14</td><td>GBFS8000</td></tr> </tbody> </table>						BitOffset	CmdhParRef	1	GBFVN000	2	GBFTY000	3	GBFDF000	4	GBAPD000	5	GBFSF000	6	GBSCT000	7	GBSCS000	8	GBLEN000	9	GBFSH000	10	GBFPL000	11	GBACK000	12	GBTYP000	13	GBSTY000	14	GBFS8000
BitOffset	CmdhParRef																																								
1	GBFVN000																																								
2	GBFTY000																																								
3	GBFDF000																																								
4	GBAPD000																																								
5	GBFSF000																																								
6	GBSCT000																																								
7	GBSCS000																																								
8	GBLEN000																																								
9	GBFSH000																																								
10	GBFPL000																																								
11	GBACK000																																								
12	GBTYP000																																								
13	GBSTY000																																								
14	GBFS8000																																								
2	GENERIC DATA	7	TC_Header_Without_Hea	TC Packet Header without Header	TCH_EL LIST	<table border="1"> <thead> <tr> <th>BitOffset</th> <th>CmdhParRef</th> </tr> </thead> <tbody> <tr><td>1</td><td>GBFVN000</td></tr> <tr><td>2</td><td>GBFTY000</td></tr> <tr><td>3</td><td>GBFNF000</td></tr> <tr><td>4</td><td>GBAPD000</td></tr> <tr><td>5</td><td>GBFSF000</td></tr> <tr><td>6</td><td>GBSCT000</td></tr> <tr><td>7</td><td>GBSCS000</td></tr> <tr><td>8</td><td>GBLEN000</td></tr> </tbody> </table>						BitOffset	CmdhParRef	1	GBFVN000	2	GBFTY000	3	GBFNF000	4	GBAPD000	5	GBFSF000	6	GBSCT000	7	GBSCS000	8	GBLEN000												
BitOffset	CmdhParRef																																								
1	GBFVN000																																								
2	GBFTY000																																								
3	GBFNF000																																								
4	GBAPD000																																								
5	GBFSF000																																								
6	GBSCT000																																								
7	GBSCS000																																								
8	GBLEN000																																								
3	GENERIC DATA	7	TC_packet_header	TC Packet Header with DFH=0	TCH_EL LIST	<table border="1"> <thead> <tr> <th>BitOffset</th> <th>CmdhParRef</th> </tr> </thead> <tbody> <tr><td>1</td><td>GBFVN000</td></tr> <tr><td>2</td><td>GBFTY000</td></tr> <tr><td>3</td><td>GBFNF000</td></tr> <tr><td>4</td><td>GBAPD000</td></tr> <tr><td>5</td><td>GBFSF000</td></tr> <tr><td>6</td><td>GBSCT000</td></tr> <tr><td>7</td><td>GBSCS000</td></tr> <tr><td>8</td><td>GBLEN000</td></tr> </tbody> </table>						BitOffset	CmdhParRef	1	GBFVN000	2	GBFTY000	3	GBFNF000	4	GBAPD000	5	GBFSF000	6	GBSCT000	7	GBSCS000	8	GBLEN000												
BitOffset	CmdhParRef																																								
1	GBFVN000																																								
2	GBFTY000																																								
3	GBFNF000																																								
4	GBAPD000																																								
5	GBFSF000																																								
6	GBSCT000																																								
7	GBSCS000																																								
8	GBLEN000																																								
TC_GN																																									
Id	GCE2H000	CfScope	N	IISStage	C	ChangeReason	DBAWN-038																																		



= CFCODE 5
 = SDESC Editable Par 2 Header
 = LDESC TC with secondary header with editable parameters
 = PLANTYPE N
 = CMDTYPE N
 = ISSTANDALONE Y
 = ACCEPTANCEACK Y
 = STARTACK Y
 = PROGRESSACK Y
 = COMPLETIONACK Y
 = TCHREF GX001000
 = ISCRITICAL N

TC_STR_DEF_LIST

Ord	TcStrType	OffsetByte	StartBit	NTimes	NSepBits	CmdParRef	ValueRep	TakesDefault	TakesDynamicDe...
1	E	0	0	1	8	GPVFN000	R	N	N
2	E	0	3	1	8	GPFTY000	R	N	N
3	E	0	4	1	8	GPFDFO00	R	N	N
4	E	0	5	1	8	GPAPD000	R	N	N
5	E	2	0	1	8	GPFSFO00	R	N	N
6	E	2	2	1	8	GPSTO000	R	N	N
7	E	2	5	1	8	GPSCS000	R	N	N
8	E	4	0	1	8	GPLEN000	R	N	N
9	E	6	0	1	8	GPFSHO00	R	N	N
10	E	6	1	1	8	GPFPLO00	R	N	N
11	E	6	4	1	8	GPACK000	R	N	N
12	E	7	0	1	8	GPFPPO00	R	N	N
13	E	8	0	1	8	GPSTHO00	R	N	N
14	E	9	0	1	8	GPSO8000	R	N	N

TC_GN

= Id GCE1H000
 = Ccflscope N
 = IISstage C
 = ChangeReason DBAIN-038
 = CFCODE 5
 = SDESC Editable Par No 2 Header
 = LDESC TC without secondary header with editable parameters
 = PLANTYPE N
 = CMDTYPE N
 = ISSTANDALONE Y
 = TCHREF GX001000
 = ISCRITICAL N

TC_STR_DEF_LIST

Ord	TcStrType	OffsetByte	StartBit	NTimes	NSepBits	CmdParRef	ValueRep	TakesDefault	TakesDynamicDe...
1	E	0	0	1	8	GPVFN000	R	N	N
2	E	0	3	1	8	GPFTY000	R	N	N
3	E	0	4	1	8	GPFDFO00	R	N	N
4	E	0	5	1	8	GPAPD000	R	N	N
5	E	2	0	1	8	GPFSFO00	R	N	N
6	E	2	2	1	8	GPSTO000	R	N	N
7	E	2	5	1	8	GPSCS000	R	N	N
8	E	4	0	1	8	GPLEN000	R	N	N

TC_GN

= Id GCUNL000
 = ChangeReason DBAIN-037
 = CFCODE 2
 = SDESC FARM1 Unlock Directive
 = LDESC FARM1 Unlock Directive
 = CMDTYPE F
 = ISSTANDALONE Y
 = Mapid 0
 = TCHREF GX001000
 = ISCRITICAL N

TC_STR_DEF_LIST

Ord	TcStrType	OffsetByte	StartBit	NTimes	NSepBits	CmdParRef	ValueRep	TakesDefault	TakesDynamicDe...
1	A	0	0	1	8				
2	A	0	3	1	8				
3	A	0	4	1	8				
4	A	0	5	1	8				
5	A	2	0	1	8				
6	A	2	2	1	8				
7	A	2	5	1	8				
8	A	4	0	1	8				

= FixedAreaDesc Unlock Fixed
 = ParValue 0

TC_GN

= Id GCSET000
 = Ccflscope G
 = IISstage U
 = ChangeReason DBAIN-037
 = CFCODE 2
 = SDESC FARM1 SET V-R- Directive
 = LDESC FARM1 SET V-R- Directive
 = CMDTYPE F
 = ISSTANDALONE Y
 = Mapid 0
 = TCHREF GX001000
 = ISCRITICAL N

TC_STR_DEF_LIST

Ord	TcStrType	OffsetByte	StartBit	NTimes	NSepBits	CmdParRef	ValueRep	TakesDefault	TakesDynamicDe...
1	A	0	0	1	16				
2	E	0	0	1	8	GPVAL000	R	Y	N

= FixedAreaDesc Set V(R)
 = ParValue 8200

TC_GN

= Id GCOTT000
 = Ccflscope N
 = IISstage C
 = ChangeReason DBAIN-090
 = CFCODE 7
 = SDESC Load Command on the MTL
 = LDESC Insert MTL-Telecommands in Command Schedule
 = PLANTYPE N
 = CMDTYPE N
 = ISSTANDALONE Y
 = Mapid 16
 = ServiceType 11
 = ServiceSubtype 4
 = ACCEPTANCEACK Y
 = STARTACK N
 = PROGRESSACK N
 = COMPLETIONACK Y
 = TCHREF GX000000
 = ISCRITICAL N

TC_STR_DEF_LIST

Ord	TcStrType	OffsetByte	StartBit	NTimes	NSepBits	CmdParRef	ValueRep	TakesDefault	TakesDynamicDe...
1	E	0	0	1	8	GPABS000	R	N	N

Id	Code	Desc	Interval	DeltaTime	StageType	Source	ChangeReason
2	E	6	0	1	8	GPUB000	R N N
3	E	8	0	1	8	GPUB000	R N N

Id	Code	Desc	Interval	DeltaTime	StageType	Source	ChangeReason
1	07200000	Acceptance-Interval 24	24	0	A	R	DBAMN-035
2	07200000	Start-Interval 24	24	0	S	R	DBAMN-035
3	070002000	Completion-Interval 72	72	0	C	R	DBAMN-035
4	070003000	CompletionParam-Interval 72	72	0	C	V	DBAMN-035
5	071000000	Acceptance	10	0	A	R	GENERIC DATA
6	070100000	Start	20	0	S	R	GENERIC DATA
7	070000000	Progress Number 0	30	0	0	R	GENERIC DATA
8	070010000	Progress Number 1	30	0	1	R	GENERIC DATA
9	070020000	Progress Number 2	35	0	2	R	GENERIC DATA
10	070030000	Progress Number 3	35	0	3	R	GENERIC DATA
11	070040000	Progress Number 4	40	0	4	R	GENERIC DATA
12	070050000	Progress Number 5	40	0	5	R	GENERIC DATA
13	070060000	Progress Number 6	45	0	6	R	GENERIC DATA
14	070070000	Progress Number 7	45	0	7	R	GENERIC DATA
15	070080000	Progress Number 8	50	0	8	R	GENERIC DATA
16	070090000	Progress Number 9	50	0	9	R	GENERIC DATA
17	070001000	Completion	60	0	C	R	GENERIC DATA

Id	ChangeReason	Code	Desc	LDesc	PsicdCodePtc	PsicdCodePfc	CalibType	VcValidityValue	HasLimitCalibration	MaxOverLimits
1	GENERIC DATA	4	OBSWSPAR_1_BIT	OBSW Spare 1 bit	2	1	N	1	N	1
2	GENERIC DATA	4	OBSWSPAR_2_BIT	OBSW Spare 2 bits	2	2	N	1	N	1
3	GENERIC DATA	4	OBSWSPAR_3_BIT	OBSW Spare 3 bits	2	3	N	1	N	1
4	GENERIC DATA	4	OBSWSPAR_4_BIT	OBSW Spare 4 bits	2	4	N	1	N	1
5	GENERIC DATA	4	OBSWSPAR_5_BIT	OBSW Spare 5 bits	2	5	N	1	N	1
6	GENERIC DATA	4	OBSWSPAR_6_BIT	OBSW Spare 6 bits	2	6	N	1	N	1
7	GENERIC DATA	4	OBSWSPAR_7_BIT	OBSW Spare 7 bits	2	7	N	1	N	1
8	GENERIC DATA	4	OBSWSPAR_8_BIT	OBSW Spare 8 bits	2	8	N	1	N	1
9	GENERIC DATA	4	OBSWSPAR_9_BIT	OBSW Spare 9 bits	3	5	N	1	N	1
10	GENERIC DATA	4	OBSWSPAR_10_BIT	OBSW Spare 10 bits	3	6	N	1	N	1
11	GENERIC DATA	4	OBSWSPAR_11_BIT	OBSW Spare 11 bits	3	7	N	1	N	1
12	GENERIC DATA	4	OBSWSPAR_12_BIT	OBSW Spare 12 bits	3	8	N	1	N	1
13	GENERIC DATA	4	OBSWSPAR_13_BIT	OBSW Spare 13 bits	3	9	N	1	N	1
14	GENERIC DATA	4	OBSWSPAR_14_BIT	OBSW Spare 14 bits	3	10	N	1	N	1
15	GENERIC DATA	4	OBSWSPAR_15_BIT	OBSW Spare 15 bits	3	11	N	1	N	1
16	GENERIC DATA	4	OBSWSPAR_16_BIT	OBSW Spare 16 bits	3	12	N	1	N	1
17	GENERIC DATA	7	SPARE_1_BIT	Spare 1 bit	2	1	N	1	N	1
18	GENERIC DATA	7	SPARE_2_BIT	Spare 2 bits	2	2	N	1	N	1
19	GENERIC DATA	7	SPARE_3_BIT	Spare 3 bits	2	3	N	1	N	1
20	GENERIC DATA	7	SPARE_4_BIT	Spare 4 bits	2	4	N	1	N	1
21	GENERIC DATA	7	SPARE_5_BIT	Spare 5 bits	2	5	N	1	N	1
22	GENERIC DATA	7	SPARE_6_BIT	Spare 6 bits	2	6	N	1	N	1
23	GENERIC DATA	7	SPARE_7_BIT	Spare 7 bits	2	7	N	1	N	1
24	GENERIC DATA	7	SPARE_8_BIT	Spare 8 bits	2	8	N	1	N	1
25	GENERIC DATA	7	SPARE_9_BIT	Spare 9 bits	3	5	N	1	N	1
26	GENERIC DATA	7	SPARE_10_BIT	Spare 10 bits	3	6	N	1	N	1
27	GENERIC DATA	7	SPARE_11_BIT	Spare 11 bits	3	7	N	1	N	1
28	GENERIC DATA	7	SPARE_12_BIT	Spare 12 bits	3	8	N	1	N	1
29	GENERIC DATA	7	SPARE_13_BIT	Spare 13 bits	3	9	N	1	N	1
30	GENERIC DATA	7	SPARE_14_BIT	Spare 14 bits	3	10	N	1	N	1
31	GENERIC DATA	7	SPARE_15_BIT	Spare 15 bits	3	11	N	1	N	1
32	GENERIC DATA	7	SPARE_16_BIT	Spare 16 bits	3	12	N	1	N	1

Id	CmdhType	CmdhValue	ChangeReason	Code	Desc	LDesc	PsicdCodePtc	PsicdCodePfc	RawRadix
1	F	0	GENERIC DATA	7	Version Number	Version Number	2	3	D
2	T	0	GENERIC DATA	7	Packet Type	Packet Type	2	8	D
3	A	0	GENERIC DATA	7	APID	Packet APID	3	7	D
4	P	0	GENERIC DATA	7	Seq Count - Source	Sequence Count - Source Part	2	3	D
5	P	0	GENERIC DATA	7	Packet Length	Packet Length	3	12	D
6	F	0	GENERIC DATA	7	Sec Header	Secondary Header	2	1	D
7	F	0	GENERIC DATA	7	PUS Version	Tc Packet PUS Version	2	3	D
8	K	0	GENERIC DATA	7	Ack	Acknowledgement	2	4	D
9	F	1	GENERIC DATA	7	Type	Type	2	1	D
10	S	0	GENERIC DATA	7	Packet Subtype	Packet Subtype	2	8	D
11	F	1	GENERIC DATA	7	DFH set to YES	Data Field Header Flag set to YES	2	1	D
12	F	0	GENERIC DATA	7	DFH set to NO	Data Field Header Flag set to NO	2	1	D
13	F	3	GENERIC DATA	7	Seq Flag	Sequence Flag	2	2	D
14	F	0	GENERIC DATA	7	Spare	Spare	2	8	D
15	P	0	GENERIC DATA	7	Seq Count - Seq	Sequence Count - Sequence Part	3	7	D

Id	ValueRep	DefaultValue	PRangeSetRef	ChangeReason	Code	Desc	LDesc	PsicdCodePtc	PsicdCodePfc	RawRadix	CalibType
1	R			DBAMN-090	7	Absolute Time-Tag	Absolute Time-Tag	9	17	H	N
2	R			DBAMN-090	7	Sub-Schedule for TTs	Sub-Schedule for TTs	3	12	H	N
3	R			DBAMN-090	7	VarOctetStr	Variable Octet String	7	0	H	N
4	R			GENERIC DATA	7	Activity Id	Mandatory but not used in ATT. Forced to 0.	2	8	H	N
5	R			GENERIC DATA	7	RC Ident	RC Id identify the command to be executed on SCOE (identified by APID)	2	8	H	N
6	R			DBAMN-038	5	Structure Id	Structure Ident Field	2	16	H	N
7	R	15		DBAMN-038	5	Ack	Acknowledgement	2	4	D	N
8	R			DBAMN-038	5	APID	Packet APID	3	7	D	N
9	R	1		DBAMN-038	5	DFH set to YES	Data Field Header Flag set to YES	2	1	D	N
10	R	0		DBAMN-038	5	DFH set to NO	Data Field Header Flag set to NO	2	1	D	N
11	R	0		DBAMN-038	5	PUS Version	Tc Packet PUS Version	2	3	D	N
12	R			DBAMN-038	5	Seq Flag	Sequence Flag	2	2	D	N
13	R			DBAMN-038	5	Sec Header	Secondary Header	2	1	D	N
14	R	1		DBAMN-038	5	Type	Type	2	1	D	N
15	R	0		DBAMN-038	5	Version Number	Version Number	2	3	D	N
16	R			DBAMN-038	5	Packet Length	Packet Length	3	12	D	N
17	R	0		GENERIC DATA	7	SPARE_1_BIT	Spare 1 bit	2	1	D	N



18	GPS02000	R	0		GENERIC DATA	7	SPARE_2_BIT	Spare 2 bits	2	2	D	N
19	GPS03000	R	0		GENERIC DATA	7	SPARE_3_BIT	Spare 3 bits	2	3	D	N
20	GPS04000	R	0		GENERIC DATA	7	SPARE_4_BIT	Spare 4 bits	2	4	D	N
21	GPS05000	R	0		GENERIC DATA	7	SPARE_5_BIT	Spare 5 bits	2	5	D	N
22	GPS06000	R	0		GENERIC DATA	7	SPARE_6_BIT	Spare 6 bits	2	6	D	N
23	GPS07000	R	0		GENERIC DATA	7	SPARE_7_BIT	Spare 7 bits	2	7	D	N
24	GPS08000	R	0		GENERIC DATA	7	SPARE_8_BIT	Spare 8 bits	2	8	D	N
25	GPS09000	R	0		GENERIC DATA	7	SPARE_9_BIT	Spare 9 bits	3	5	D	N
26	GPS10000	R	0		GENERIC DATA	7	SPARE_10_BIT	Spare 10 bits	3	6	D	N
27	GPS11000	R	0		GENERIC DATA	7	SPARE_11_BIT	Spare 11 bits	3	7	D	N
28	GPS12000	R	0		GENERIC DATA	7	SPARE_12_BIT	Spare 12 bits	3	8	D	N
29	GPS13000	R	0		GENERIC DATA	7	SPARE_13_BIT	Spare 13 bits	3	9	D	N
30	GPS14000	R	0		GENERIC DATA	7	SPARE_14_BIT	Spare 14 bits	3	10	D	N
31	GPS15000	R	0		GENERIC DATA	7	SPARE_15_BIT	Spare 15 bits	3	11	D	N
32	GPS16000	R	0		GENERIC DATA	7	SPARE_16_BIT	Spare 16 bits	3	12	D	N
33	GPSCS000	R			DBAWN-038	5	Seq Count - Seq	Sequence Count - Sequence Part	3	7	D	N
34	GPSC000	R			DBAWN-038	5	Seq Count - Source	Sequence Count - Source Part	2	3	D	N
35	GPSTY000	R			DBAWN-038	5	Packet Subtype	Packet Subtype	2	8	D	N
36	GPTY000	R			DBAWN-038	5	Packet Type	Packet Type	2	8	D	N
37	GPVAL000	R	1	GR001000	DBAWN-037	2	V-R Value	V(R) Value	3	4	D	N

DYNAMIC_PAR_GN

Id	GNEM000
ChangeReason	GENERIC DATA
CfCode	7
SDesc	Environment Desc
PaicdPCodePtc	2
PaicdPCodePtc	8
CalibType	T
VcValidityValue	1
DefCurveRef	G000044000
HasLimitCalibration	N
MaxOverLimits	1
SpecialByte	0
SpecialBitPos	0

P_RANGE_SET_GN

Id	GR001000
ChangeReason	DBAWN-037
CfCode	2
SDesc	Allowed Set V-R-
ValueRep	R

P_RANGE_LIST

P_RANGE	MinParValue	0
	MaxParValue	200

TEXTUAL_CURVE_GN (42)

Id	ChangeReason	CfCode	SDesc	LDesc	CurveUse	RawFormat	DIG_POINT_LIST
1	GENERIC DATA	7	OFF	1 is OFF 0 is ON	B	U	DIG_POINT_LIST DIG_POINT (2) LowRawParValue HighRawParValue StatusText 1 0 0 ON 2 1 1 OFF
2	GENERIC DATA	7	ON	1 is ON 0 is OFF	B	U	DIG_POINT_LIST DIG_POINT (2) LowRawParValue HighRawParValue StatusText 1 0 0 OFF 2 1 1 ON
3	GENERIC DATA	7	NOMINAL	1 is NOMINAL 0 is REDUNDANT	B	U	DIG_POINT_LIST DIG_POINT (2) LowRawParValue HighRawParValue StatusText 1 0 0 REDUNDANT 2 1 1 NOMINAL
4	GENERIC DATA	7	REDUNDANT	1 is REDUNDANT 0 is NOMINAL	B	U	DIG_POINT_LIST DIG_POINT (2) LowRawParValue HighRawParValue StatusText 1 0 0 NOMINAL 2 1 1 REDUNDANT
5	GENERIC DATA	7	OK	1 is OK 0 is FAULT	B	U	DIG_POINT_LIST DIG_POINT (2) LowRawParValue HighRawParValue StatusText 1 0 0 FAULT 2 1 1 OK
6	GENERIC DATA	7	FAULT	1 is FAULT 0 is OK	B	U	DIG_POINT_LIST DIG_POINT (2) LowRawParValue HighRawParValue StatusText 1 0 0 OK 2 1 1 FAULT
7	GENERIC DATA	7	ACTIVE	1 is ACTIVE 0 is NOTACTIVE	B	U	DIG_POINT_LIST DIG_POINT (2) LowRawParValue HighRawParValue StatusText 1 0 0 NOTACTIVE 2 1 1 ACTIVE
8	GENERIC DATA	7	NOTACTIVE	1 is NOTACTIVE 0 is ACTIVE	B	U	DIG_POINT_LIST DIG_POINT (2) LowRawParValue HighRawParValue StatusText 1 0 0 ACTIVE 2 1 1 NOTACTIVE
9	GENERIC DATA	7	CLOSE	1 is CLOSE 0 is OPEN	B	U	DIG_POINT_LIST DIG_POINT (2) LowRawParValue HighRawParValue StatusText 1 0 0 OPEN 2 1 1 CLOSE
10	GENERIC DATA	7	OPEN	1 is OPEN 0 is CLOSE	B	U	DIG_POINT_LIST DIG_POINT (2) LowRawParValue HighRawParValue StatusText 1 0 0 CLOSE 2 1 1 OPEN
11	GENERIC DATA	7	TRUE	1 TRUE 0 is FALSE	B	U	DIG_POINT_LIST DIG_POINT (2) LowRawParValue HighRawParValue StatusText 1 0 0 FALSE 2 1 1 TRUE
12	GENERIC DATA	7	TRIPPED	1 TRIPPED 0 is OK	B	U	DIG_POINT_LIST DIG_POINT (2) LowRawParValue HighRawParValue StatusText 1 0 0 OK 2 1 1 TRIPPED
13	GENERIC DATA	7	BUS_B	1 BUS_B 0 BUS_A	B	U	DIG_POINT_LIST DIG_POINT (2) LowRawParValue HighRawParValue StatusText 1 0 0 BUS_A 2 1 1 BUS_B
14	GENERIC DATA	7	REMOTE	1 REMOTE 0 LOCAL	B	U	DIG_POINT_LIST DIG_POINT (2) LowRawParValue HighRawParValue StatusText 1 0 0 LOCAL 2 1 1 REMOTE
15	GENERIC DATA	7	ENABLED	1 ENABLED 0 DISABLED	B	U	DIG_POINT_LIST DIG_POINT (2) LowRawParValue HighRawParValue StatusText 1 0 0 DISABLED 2 1 1 ENABLED
16	GENERIC DATA	7	STOP_RUN_PAUSE	0 is STOP 1 is RUN 2 is PAUSE	B	U	DIG_POINT_LIST DIG_POINT (3) LowRawParValue HighRawParValue StatusText 1 0 0 STOP 2 1 1 RUN



ID	Code	Type	Length	Value	Mapping	Unit	Direction	Category	Value	Value	Value	Value																				
17	G000019000	GENERIC DATA	7	STATUS	0 is CONFIG 1 is IDLE 2 is OPERATIONAL is 3 ERROR	B	U	DIG_POINT_LIST	3	2	2	PAUSE																				
									▲ DIG_POINT (4) <table border="1"> <thead> <tr> <th></th> <th>LowRawParValue</th> <th>HighRawParValue</th> <th>StatusText</th> </tr> </thead> <tbody> <tr> <td>1</td> <td>0</td> <td>0</td> <td>CONFIG</td> </tr> <tr> <td>2</td> <td>1</td> <td>1</td> <td>IDLE</td> </tr> <tr> <td>3</td> <td>2</td> <td>2</td> <td>OPERATION</td> </tr> <tr> <td>4</td> <td>3</td> <td>3</td> <td>ERROR</td> </tr> </tbody> </table>					LowRawParValue	HighRawParValue	StatusText	1	0	0	CONFIG	2	1	1	IDLE	3	2	2	OPERATION	4	3	3	ERROR
	LowRawParValue	HighRawParValue	StatusText																													
1	0	0	CONFIG																													
2	1	1	IDLE																													
3	2	2	OPERATION																													
4	3	3	ERROR																													
18	G000020000	GENERIC DATA	7	PASSED	1 PASSED 0 FAILED	B	U	DIG_POINT_LIST																								
									▲ DIG_POINT (2) <table border="1"> <thead> <tr> <th></th> <th>LowRawParValue</th> <th>HighRawParValue</th> <th>StatusText</th> </tr> </thead> <tbody> <tr> <td>1</td> <td>0</td> <td>0</td> <td>FAILED</td> </tr> <tr> <td>2</td> <td>1</td> <td>1</td> <td>PASSED</td> </tr> </tbody> </table>					LowRawParValue	HighRawParValue	StatusText	1	0	0	FAILED	2	1	1	PASSED								
	LowRawParValue	HighRawParValue	StatusText																													
1	0	0	FAILED																													
2	1	1	PASSED																													
19	G000021000	GENERIC DATA	7	ONLINE	1 ONLINE 0 is OFFLINE	B	U	DIG_POINT_LIST																								
									▲ DIG_POINT (2) <table border="1"> <thead> <tr> <th></th> <th>LowRawParValue</th> <th>HighRawParValue</th> <th>StatusText</th> </tr> </thead> <tbody> <tr> <td>1</td> <td>0</td> <td>0</td> <td>OFFLINE</td> </tr> <tr> <td>2</td> <td>1</td> <td>1</td> <td>ONLINE</td> </tr> </tbody> </table>					LowRawParValue	HighRawParValue	StatusText	1	0	0	OFFLINE	2	1	1	ONLINE								
	LowRawParValue	HighRawParValue	StatusText																													
1	0	0	OFFLINE																													
2	1	1	ONLINE																													
20	G000022000	GENERIC DATA	7	RUNNING	1 RUNNING 0 is NOT_RUNNING	B	U	DIG_POINT_LIST																								
									▲ DIG_POINT (2) <table border="1"> <thead> <tr> <th></th> <th>LowRawParValue</th> <th>HighRawParValue</th> <th>StatusText</th> </tr> </thead> <tbody> <tr> <td>1</td> <td>0</td> <td>0</td> <td>NOT_RUNNING</td> </tr> <tr> <td>2</td> <td>1</td> <td>1</td> <td>RUNNING</td> </tr> </tbody> </table>					LowRawParValue	HighRawParValue	StatusText	1	0	0	NOT_RUNNING	2	1	1	RUNNING								
	LowRawParValue	HighRawParValue	StatusText																													
1	0	0	NOT_RUNNING																													
2	1	1	RUNNING																													
21	G000023000	GENERIC DATA	7	B	1 is B 0 is A	B	U	DIG_POINT_LIST																								
									▲ DIG_POINT (2) <table border="1"> <thead> <tr> <th></th> <th>LowRawParValue</th> <th>HighRawParValue</th> <th>StatusText</th> </tr> </thead> <tbody> <tr> <td>1</td> <td>0</td> <td>0</td> <td>A</td> </tr> <tr> <td>2</td> <td>1</td> <td>1</td> <td>B</td> </tr> </tbody> </table>					LowRawParValue	HighRawParValue	StatusText	1	0	0	A	2	1	1	B								
	LowRawParValue	HighRawParValue	StatusText																													
1	0	0	A																													
2	1	1	B																													
22	G000024000	GENERIC DATA	7	FALSE	1 FALSE 0 is TRUE	B	U	DIG_POINT_LIST																								
									▲ DIG_POINT (2) <table border="1"> <thead> <tr> <th></th> <th>LowRawParValue</th> <th>HighRawParValue</th> <th>StatusText</th> </tr> </thead> <tbody> <tr> <td>1</td> <td>0</td> <td>0</td> <td>TRUE</td> </tr> <tr> <td>2</td> <td>1</td> <td>1</td> <td>FALSE</td> </tr> </tbody> </table>					LowRawParValue	HighRawParValue	StatusText	1	0	0	TRUE	2	1	1	FALSE								
	LowRawParValue	HighRawParValue	StatusText																													
1	0	0	TRUE																													
2	1	1	FALSE																													
23	G000025000	GENERIC DATA	7	BUS_A	1 BUS_A 0 BUS_B	B	U	DIG_POINT_LIST																								
									▲ DIG_POINT (2) <table border="1"> <thead> <tr> <th></th> <th>LowRawParValue</th> <th>HighRawParValue</th> <th>StatusText</th> </tr> </thead> <tbody> <tr> <td>1</td> <td>0</td> <td>0</td> <td>BUS_B</td> </tr> <tr> <td>2</td> <td>1</td> <td>1</td> <td>BUS_A</td> </tr> </tbody> </table>					LowRawParValue	HighRawParValue	StatusText	1	0	0	BUS_B	2	1	1	BUS_A								
	LowRawParValue	HighRawParValue	StatusText																													
1	0	0	BUS_B																													
2	1	1	BUS_A																													
24	G000026000	GENERIC DATA	7	LOCAL	1 LOCAL 0 REMOTE	B	U	DIG_POINT_LIST																								
									▲ DIG_POINT (2) <table border="1"> <thead> <tr> <th></th> <th>LowRawParValue</th> <th>HighRawParValue</th> <th>StatusText</th> </tr> </thead> <tbody> <tr> <td>1</td> <td>0</td> <td>0</td> <td>REMOTE</td> </tr> <tr> <td>2</td> <td>1</td> <td>1</td> <td>LOCAL</td> </tr> </tbody> </table>					LowRawParValue	HighRawParValue	StatusText	1	0	0	REMOTE	2	1	1	LOCAL								
	LowRawParValue	HighRawParValue	StatusText																													
1	0	0	REMOTE																													
2	1	1	LOCAL																													
25	G000027000	GENERIC DATA	7	DISABLED	1 DISABLED 0 ENABLED	B	U	DIG_POINT_LIST																								
									▲ DIG_POINT (2) <table border="1"> <thead> <tr> <th></th> <th>LowRawParValue</th> <th>HighRawParValue</th> <th>StatusText</th> </tr> </thead> <tbody> <tr> <td>1</td> <td>0</td> <td>0</td> <td>ENABLED</td> </tr> <tr> <td>2</td> <td>1</td> <td>1</td> <td>DISABLED</td> </tr> </tbody> </table>					LowRawParValue	HighRawParValue	StatusText	1	0	0	ENABLED	2	1	1	DISABLED								
	LowRawParValue	HighRawParValue	StatusText																													
1	0	0	ENABLED																													
2	1	1	DISABLED																													
26	G000028000	GENERIC DATA	7	FAILED	1 FAILED 0 PASSED	B	U	DIG_POINT_LIST																								
									▲ DIG_POINT (2) <table border="1"> <thead> <tr> <th></th> <th>LowRawParValue</th> <th>HighRawParValue</th> <th>StatusText</th> </tr> </thead> <tbody> <tr> <td>1</td> <td>0</td> <td>0</td> <td>PASSED</td> </tr> <tr> <td>2</td> <td>1</td> <td>1</td> <td>FAILED</td> </tr> </tbody> </table>					LowRawParValue	HighRawParValue	StatusText	1	0	0	PASSED	2	1	1	FAILED								
	LowRawParValue	HighRawParValue	StatusText																													
1	0	0	PASSED																													
2	1	1	FAILED																													
27	G000029000	GENERIC DATA	7	OFFLINE	1 OFFLINE 0 is ONLINE	B	U	DIG_POINT_LIST																								
									▲ DIG_POINT (2) <table border="1"> <thead> <tr> <th></th> <th>LowRawParValue</th> <th>HighRawParValue</th> <th>StatusText</th> </tr> </thead> <tbody> <tr> <td>1</td> <td>0</td> <td>0</td> <td>ONLINE</td> </tr> <tr> <td>2</td> <td>1</td> <td>1</td> <td>OFFLINE</td> </tr> </tbody> </table>					LowRawParValue	HighRawParValue	StatusText	1	0	0	ONLINE	2	1	1	OFFLINE								
	LowRawParValue	HighRawParValue	StatusText																													
1	0	0	ONLINE																													
2	1	1	OFFLINE																													
28	G000030000	GENERIC DATA	7	NOT_RUNNING	1 NOT_RUNNING 0 is RUNNING	B	U	DIG_POINT_LIST																								
									▲ DIG_POINT (2) <table border="1"> <thead> <tr> <th></th> <th>LowRawParValue</th> <th>HighRawParValue</th> <th>StatusText</th> </tr> </thead> <tbody> <tr> <td>1</td> <td>0</td> <td>0</td> <td>RUNNING</td> </tr> <tr> <td>2</td> <td>1</td> <td>1</td> <td>NOT_RUNNING</td> </tr> </tbody> </table>					LowRawParValue	HighRawParValue	StatusText	1	0	0	RUNNING	2	1	1	NOT_RUNNING								
	LowRawParValue	HighRawParValue	StatusText																													
1	0	0	RUNNING																													
2	1	1	NOT_RUNNING																													
29	G000031000	GENERIC DATA	7	A	1 is A 0 is B	B	U	DIG_POINT_LIST																								
									▲ DIG_POINT (2) <table border="1"> <thead> <tr> <th></th> <th>LowRawParValue</th> <th>HighRawParValue</th> <th>StatusText</th> </tr> </thead> <tbody> <tr> <td>1</td> <td>0</td> <td>0</td> <td>B</td> </tr> <tr> <td>2</td> <td>1</td> <td>1</td> <td>A</td> </tr> </tbody> </table>					LowRawParValue	HighRawParValue	StatusText	1	0	0	B	2	1	1	A								
	LowRawParValue	HighRawParValue	StatusText																													
1	0	0	B																													
2	1	1	A																													
30	G000032000	GENERIC DATA	7	GO	1 is GO 0 is NOGO	B	U	DIG_POINT_LIST																								
									▲ DIG_POINT (2) <table border="1"> <thead> <tr> <th></th> <th>LowRawParValue</th> <th>HighRawParValue</th> <th>StatusText</th> </tr> </thead> <tbody> <tr> <td>1</td> <td>0</td> <td>0</td> <td>NOGO</td> </tr> <tr> <td>2</td> <td>1</td> <td>1</td> <td>GO</td> </tr> </tbody> </table>					LowRawParValue	HighRawParValue	StatusText	1	0	0	NOGO	2	1	1	GO								
	LowRawParValue	HighRawParValue	StatusText																													
1	0	0	NOGO																													
2	1	1	GO																													
31	G000033000	GENERIC DATA	7	NOGO	1 is NOGO 0 is GO	B	U	DIG_POINT_LIST																								
									▲ DIG_POINT (2) <table border="1"> <thead> <tr> <th></th> <th>LowRawParValue</th> <th>HighRawParValue</th> <th>StatusText</th> </tr> </thead> <tbody> <tr> <td>1</td> <td>0</td> <td>0</td> <td>GO</td> </tr> <tr> <td>2</td> <td>1</td> <td>1</td> <td>NOGO</td> </tr> </tbody> </table>					LowRawParValue	HighRawParValue	StatusText	1	0	0	GO	2	1	1	NOGO								
	LowRawParValue	HighRawParValue	StatusText																													
1	0	0	GO																													
2	1	1	NOGO																													
32	G000034000	GENERIC DATA	7	SET	1 is SET 0 is RESET	B	U	DIG_POINT_LIST																								
									▲ DIG_POINT (2) <table border="1"> <thead> <tr> <th></th> <th>LowRawParValue</th> <th>HighRawParValue</th> <th>StatusText</th> </tr> </thead> <tbody> <tr> <td>1</td> <td>0</td> <td>0</td> <td>RESET</td> </tr> <tr> <td>2</td> <td>1</td> <td>1</td> <td>SET</td> </tr> </tbody> </table>					LowRawParValue	HighRawParValue	StatusText	1	0	0	RESET	2	1	1	SET								
	LowRawParValue	HighRawParValue	StatusText																													
1	0	0	RESET																													
2	1	1	SET																													
33	G000035000	GENERIC DATA	7	RESET	1 is RESET 0 is SET	B	U	DIG_POINT_LIST																								
									▲ DIG_POINT (2) <table border="1"> <thead> <tr> <th></th> <th>LowRawParValue</th> <th>HighRawParValue</th> <th>StatusText</th> </tr> </thead> <tbody> <tr> <td>1</td> <td>0</td> <td>0</td> <td>SET</td> </tr> <tr> <td>2</td> <td>1</td> <td>1</td> <td>RESET</td> </tr> </tbody> </table>					LowRawParValue	HighRawParValue	StatusText	1	0	0	SET	2	1	1	RESET								
	LowRawParValue	HighRawParValue	StatusText																													
1	0	0	SET																													
2	1	1	RESET																													
34	G000036000	GENERIC DATA	7	DETECTED	1 is DETECTED 0 is NOT DETECTED	B	U	DIG_POINT_LIST																								
									▲ DIG_POINT (2) <table border="1"> <thead> <tr> <th></th> <th>LowRawParValue</th> <th>HighRawParValue</th> <th>StatusText</th> </tr> </thead> <tbody> <tr> <td>1</td> <td>0</td> <td>0</td> <td>NOT DETECTED</td> </tr> <tr> <td>2</td> <td>1</td> <td>1</td> <td>DETECTED</td> </tr> </tbody> </table>					LowRawParValue	HighRawParValue	StatusText	1	0	0	NOT DETECTED	2	1	1	DETECTED								
	LowRawParValue	HighRawParValue	StatusText																													
1	0	0	NOT DETECTED																													
2	1	1	DETECTED																													
35	G000037000	GENERIC DATA	7	NOT DETECTED	1 is NOT DETECTED 0 is DETECTED	B	U	DIG_POINT_LIST																								
									▲ DIG_POINT (2) <table border="1"> <thead> <tr> <th></th> <th>LowRawParValue</th> <th>HighRawParValue</th> <th>StatusText</th> </tr> </thead> <tbody> <tr> <td>1</td> <td>0</td> <td>0</td> <td>DETECTED</td> </tr> <tr> <td>2</td> <td>1</td> <td>1</td> <td>NOT DETECTED</td> </tr> </tbody> </table>					LowRawParValue	HighRawParValue	StatusText	1	0	0	DETECTED	2	1	1	NOT DETECTED								
	LowRawParValue	HighRawParValue	StatusText																													
1	0	0	DETECTED																													
2	1	1	NOT DETECTED																													
36	G000038000	GENERIC DATA	7	ARMED	1 is ARMED 0 is DISARMED	B	U	DIG_POINT_LIST																								
									▲ DIG_POINT (2) <table border="1"> <thead> <tr> <th></th> <th>LowRawParValue</th> <th>HighRawParValue</th> <th>StatusText</th> </tr> </thead> <tbody> <tr> <td>1</td> <td>0</td> <td>0</td> <td>DISARMED</td> </tr> <tr> <td>2</td> <td>1</td> <td>1</td> <td>ARMED</td> </tr> </tbody> </table>					LowRawParValue	HighRawParValue	StatusText	1	0	0	DISARMED	2	1	1	ARMED								
	LowRawParValue	HighRawParValue	StatusText																													
1	0	0	DISARMED																													
2	1	1	ARMED																													
37	G000039000	GENERIC DATA	7	DISARMED	1 is DISARMED 0 is ARMED	B	U	DIG_POINT_LIST																								
									▲ DIG_POINT (2) <table border="1"> <thead> <tr> <th></th> <th>LowRawParValue</th> <th>HighRawParValue</th> <th>StatusText</th> </tr> </thead> <tbody> <tr> <td>1</td> <td>0</td> <td>0</td> <td>ARMED</td> </tr> <tr> <td>2</td> <td>1</td> <td>1</td> <td>DISARMED</td> </tr> </tbody> </table>					LowRawParValue	HighRawParValue	StatusText	1	0	0	ARMED	2	1	1	DISARMED								
	LowRawParValue	HighRawParValue	StatusText																													
1	0	0	ARMED																													
2	1	1	DISARMED																													
38	G000040000	GENERIC DATA	7	YES	1 is YES 0 is NO	B	U	DIG_POINT_LIST																								
									▲ DIG_POINT (2) <table border="1"> <thead> <tr> <th></th> <th>LowRawParValue</th> <th>HighRawParValue</th> <th>StatusText</th> </tr> </thead> <tbody> <tr> <td>1</td> <td>0</td> <td>0</td> <td>NO</td> </tr> <tr> <td>2</td> <td>1</td> <td>1</td> <td>YES</td> </tr> </tbody> </table>					LowRawParValue	HighRawParValue	StatusText	1	0	0	NO	2	1	1	YES								
	LowRawParValue	HighRawParValue	StatusText																													
1	0	0	NO																													
2	1	1	YES																													
39	G000041000	GENERIC DATA	7	NO	1 is NO 0 is YES	B	U	DIG_POINT_LIST																								
									▲ DIG_POINT (2) <table border="1"> <thead> <tr> <th></th> <th>LowRawParValue</th> <th>HighRawParValue</th> <th>StatusText</th> </tr> </thead> <tbody> <tr> <td>1</td> <td>0</td> <td>0</td> <td>YES</td> </tr> <tr> <td>2</td> <td>1</td> <td>1</td> <td>NO</td> </tr> </tbody> </table>					LowRawParValue	HighRawParValue	StatusText	1	0	0	YES	2	1	1	NO								
	LowRawParValue	HighRawParValue	StatusText																													
1	0	0	YES																													
2	1	1	NO																													
40	G000042000	GENERIC DATA	7	START	1 is START 0 is STOP	B	U	DIG_POINT_LIST																								
									▲ DIG_POINT (2) <table border="1"> <thead> <tr> <th></th> <th>LowRawParValue</th> <th>HighRawParValue</th> <th>StatusText</th> </tr> </thead> <tbody> <tr> <td>1</td> <td>0</td> <td>0</td> <td>STOP</td> </tr> <tr> <td>2</td> <td>1</td> <td>1</td> <td>START</td> </tr> </tbody> </table>					LowRawParValue	HighRawParValue	StatusText	1	0	0	STOP	2	1	1	START								
	LowRawParValue	HighRawParValue	StatusText																													
1	0	0	STOP																													
2	1	1	START																													
41	G000043000	GENERIC DATA	7	STOP	1 is STOP 0 is START	B	U	DIG_POINT_LIST																								
									▲ DIG_POINT (2) <table border="1"> <thead> <tr> <th></th> <th>LowRawParValue</th> <th>HighRawParValue</th> <th>StatusText</th> </tr> </thead> <tbody> <tr> <td>1</td> <td>0</td> <td>0</td> <td>START</td> </tr> <tr> <td>2</td> <td>1</td> <td>1</td> <td>STOP</td> </tr> </tbody> </table>					LowRawParValue	HighRawParValue	StatusText	1	0	0	START	2	1	1	STOP								
	LowRawParValue	HighRawParValue	StatusText																													
1	0	0	START																													
2	1	1	STOP																													



LowRawParValue	HighRawParValue	StatusText
1 0	0	START
2 1	1	STOP

42 G00044000 GENERIC DATA 7 ENVIRONMENT 0 is Clean Room 1 is Thermal vacuum tests 2 is Flight B U ▲ DIG_POINT_LIST

▲ DIG_POINT (3)

LowRawParValue	HighRawParValue	StatusText
1 0	0	Clean Room
2 1	1	Thermal Vacuum
3 2	2	Flight

▲ DISCRETE_CURVE_GN

= Id G000102000
 = ChangeReason DBAIN-111
 = CfCode 7
 = SDesc PT2K 118BJA ADC to K
 = LDesc PT2K 118BJA standard Eng Value Kelvin Raw Value ADC Hex
 = CurveUse B
 = RawFormat U
 = EngFormat R
 = Extrapolation F
 = RawRadix H
 = UnitsCode K

▲ DISCR_POINT_LIST

▲ DISCR_POINT (72)

RawParValue	EngParValue
1 25	13.15
2 28	23.15
3 2D	28.15
4 34	33.15
5 3D	38.15
6 47	43.15
7 53	48.15
8 5F	53.15
9 6C	58.15
10 7A	63.15
11 88	68.15
12 95	73.15
13 A3	78.15
14 B1	83.15
15 BF	88.15
16 CC	93.15
17 DA	98.15
18 E7	103.15
19 F4	108.15
20 101	113.15
21 10E	118.15
22 11A	123.15
23 127	128.15
24 133	133.15
25 13F	138.15
26 14C	143.15
27 158	148.15
28 163	153.15
29 16F	158.15
30 17B	163.15
31 186	168.15
32 192	173.15
33 19D	178.15
34 1A8	183.15
35 1B3	188.15
36 1BE	193.15
37 1C9	198.15
38 1D4	203.15
39 1DE	208.15
40 1E9	213.15
41 1F4	218.15
42 1FE	223.15
43 208	228.15
44 212	233.15
45 21C	238.15
46 226	243.15
47 230	248.15
48 23A	253.15
49 244	258.15
50 24E	263.15
51 257	268.15
52 261	273.15
53 26A	278.15
54 274	283.15
55 27D	288.15
56 286	293.15
57 28F	298.15
58 298	303.15
59 2A1	308.15
60 2AA	313.15
61 2B3	318.15
62 2BC	323.15
63 2C4	328.15
64 2CD	333.15
65 2D6	338.15
66 2DE	343.15
67 2E7	348.15
68 2EF	353.15
69 2F7	358.15
70 300	363.15
71 308	368.15
72 310	373.15

▲ DISCRETE_CURVE_GN

= Id G000101000
 = ChangeReason DBAIN-043
 = CfCode 7
 = SDesc Identity Function
 = LDesc Identity Function
 = CurveUse B
 = RawFormat U
 = EngFormat U
 = Extrapolation P
 = RawRadix D


▲ DISCR_POINT_LIST

▲ DISCR_POINT (2)

RawParValue	EngParValue
1 0	0
2 1	1

▲ POLYNOMIAL_CURVE_GN

= Id G000011000
 = FirstDegCoefficient... -2075.9886
 = SecondDegCoeff... 76.196331
 = ThirdDegCoeffi... -1.3738253
 = FourthDegCoeffi... 0.0084341711
 = ChangeReason GENERIC DATA
 = CfCode 7
 = SDesc Curve_GB42_R_to_C
 = LDesc This curve was calculated using the Resistance Temperature Relationship Table for Thermistor type GB42 see annex the range [-40+85°C] is specify on the GDIR (version 4.1) H-P-1-ASPI-SP-0027 RD2
 = UnitsCode degC
 = ZeroDegCoefficient... 39591.1



END OF THE DOCUMENT