






Title: **HERSCHEL PLM Grounding Scheme**

DRD No.:

Prepared by:	C. Kalde		Date:	22.04.02
Checked by:	J. Kroeker			10.6.2002
Product Assurance:	R. Stritter			10.06.02
Configuration Control	A. v. Ivady			10.06.02
Project Management:	Dr. K. Moritz			10. June 2002
Distribution:	See Distribution List			

Copying of this document, and giving it to others and the use or communication of the contents there-of, are forbidden without express authority. Offenders are liable to the payment of damages. All rights are reserved in the event of the grant of a patent or the registration of a utility model or design.

Issue	Date	Sheet	Description of Change	Release
1	22.4.02	All	First formal issue	

1 Introduction

1.1 Objective

This drawing shall provide a overview about the HERSCHEL grounding in order

1. to confirm the application of the distributed starpoint grounding concept and
2. to identify possible exemptions from the a. m. principle.

It shall be kept on an abstractive level in order not to be to much influenced from changes of the detailed bonding and grounding of e.g. instrument level or CCU.

In case of instrument grounding/bonding changes that influence the schematics or introduce a function not yet already generally considered in this grounding scheme, it has to be updated accordingly.

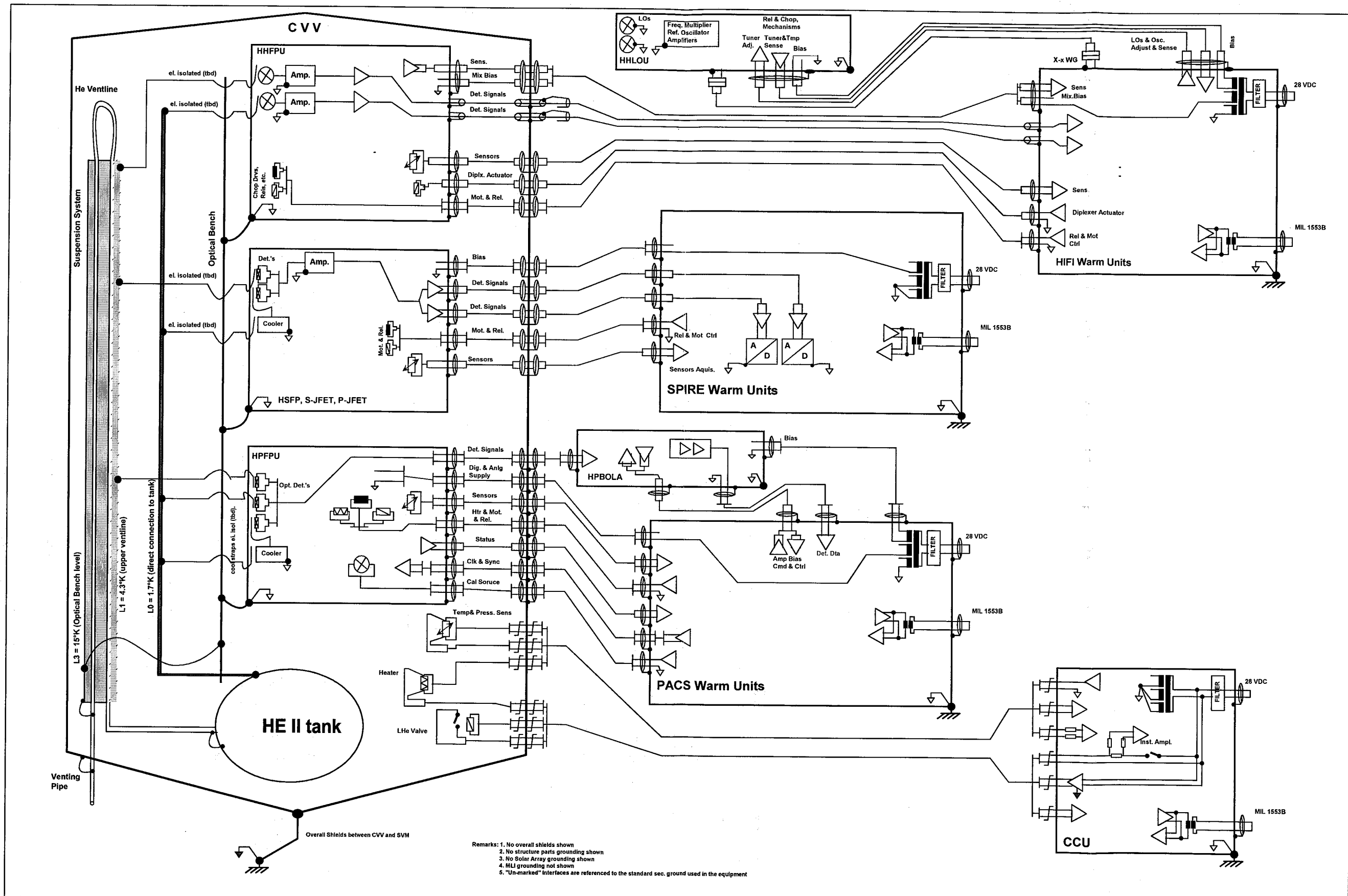
2 References

The following Documents are considered for the establishment of the grounding scheme:

RD1	EMC Requirements Specification	H-P-1-ASPI-SP-0037
RD2	HERSCHEL General Design and Interface Requirements	H-P-1-ASPI-SP-0027
RD3	CCU Requirements Specification	HP-2-ASED-SP-0022
RD4	IIDB PACS	SCI-PT-IIDB/PACS-02126
RD5	IIDB SPIRE	SCI-PT-IIDB/SPIRE-02124
RD6	IIDB HIFI	SCI-PT-IIDB/HIFI-02125

3 Grounding Scheme

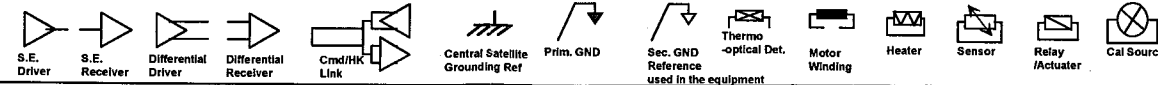
The following page shows the grounding scheme.



Remarks: 1. No overall shields shown
 2. No structure parts grounding shown
 3. No Solar Array grounding shown
 4. MLI grounding not shown
 5. "Un-marked" interfaces are referenced to the standard sec. ground used in the equipment

HERSCHEL PLM Grounding Scheme

HP-2-ASED-DW-0001
 Issue: 1
 22.04.2002
 C. Kalde
 file: first_plm_gnd3.dsf



Quantity	Name	Dep./Comp.	Quantity	Name	Dep./Comp.
	Alberti von Mathias Dr.	ED 544		Reuß Friedhelm	ED 71
	Barlage Bernhard	ED 62	X	Rühe Wolfgang	ED 3
	Bayer Thomas	ED 532		Runge Axel	OTN/TN 94
X	Faas Horst	ED 516		Sachsse Bernt	EC 34
	Grasl Andreas	OTN/TN 64		Sagner Udo	OTN/TN 64
	Grasshoff Brigitte	ED 511		Schäffler Johannes	OTN/TN 64
	Hartmann Hans Dr.	ED 172	X	Schink Dietmar	ED 522
	Hauser Armin	ED 541	X	Schlosser Christian	OTN/TN 64
	Hinger Jürgen	ED 541		Schwabbauer Paul Dr.	OTN/ED 171
X	Hohn Rüdiger	ED 531		Schweickert Gunn	ED 544
X	Hölzle Edgar	ED 171		Steininger Eric	ED 522
	Huber Johann	ED 532	X	Stritter Rene	ED 61
	Hund Walter	ED 556		Suttner Klaus	ED 542
X	Idler Siegmund	ED 521		Tenhaeff Dieter	ED 544
	Ivány von András	EC 32		Thörmer Klaus-Horst Dr.	OTN/ED 37
	Jahn Gerd Dr.	ED 541		Wagner Adalbert	OTN/IP 35
X	Kalde Clemens	ED 513		Wagner Klaus	ED 541
	Kameter Rudolf	OTN/TN 64	X	Wietbrock, Walter	ED 511
X	Knoblauch August	ED 51		Wöhler Hans	ED 544
	Koelle Markus	ED 533		Zipf Ludwig	EC 32
	Kreeb Helmut	ED 541			
X	Kroeker Jürgen	ED 515			
	Künz Oliver	ED 541			
	Lamprecht Ernst	OTN/TN 72			
X	Lang Jürgen	ED 556	X	Pastorino Michel	ASPI Resid.
	Langfermann Michael	ED 531			
	Mack Paul	OTN/TN 64	X	Alcatel (on FTP-Server)	
X	Maier Hans-Ulrich	ED 61	X	ESTEC (on FTP-Server)	
	Mauch Alfred	ED 544			
X	Moritz Konrad Dr.	ED 37			
	Müller Lutz	OTN/TN 64		APCO	
	Muhl Eckhard	OTN/TN 64		MPE (on FTP-Server)	
	Peitzker Helmut	ED 37		RAL (on FTP-Server)	
	Peltz Heinz-Willi	ED 515		SRON (on FTP-Server)	
	Peters, Gerhard	ED 533			
	Pietroboni Karin	ED 37			
	Puttlitz Joachim	OTN/ED 37			
	Raupp Helmut	ED 543			
	Rebholz Reinhold	ED 531			

