



SPIRE Document

IST WARM FUNCTIONAL TEST REPORT I – Redundant Side

S.D.Sidher, Polehampton, E.T. & A.Dowell

Ref: SPIRE-RAL-REP-002968
Issue: 1.0
Date: 26/09/2007
Page: 1 of 87

1. Introduction

This document reports on the WARM FUNCTIONAL TESTS carried out on the SPIRE Flight Instrument Model in the FM IST test campaign to verify the correct functioning of each of its subsystems before cool down. The Herschel cryostat chamber was at ambient pressure and temperature.

1.1 Scope

To judge the success or failure of a warm functional test by checking that:

- The telecommand sequence generated for a particular functional test is correctly received and executed on board by the SPIRE DPU.
- No error/event reports or command failures are generated during the execution of these commands.
- Telemetry is generated by the instrument as a result of telemetry requests to its different subunits.
- Particular telemetry parameters for each functional test change in an expected manner.
- Success criterion/criteria (specified in this document) is/are met.

1.2 Reference Documents

Ref	Document	Name	Version/Issue Nb.
RD01	SPIRE-RAL-DOC-001652	SPIRE Functional Tests Specification	Issue 1.4
RD02	SPIRE-RAL-DOC-001630	SPIRE EGSE-ILT Start-Up Procedures	Issue 0.7
RD03	SPIRE-RAL-PRC-002222	DRCU Switch ON Procedure	Issue 1.0
RD04	SPIRE-RAL-PRJ-001078	SPIRE Data ICD	Issue 2.1
RD05	Sap-SPIRE-CCa-076-02	DRCU/DPU Interface Control Document	Issue 1.2
RD06	LAM.PJT.SPI.NOT.011011	MCU/DPU Command List ICD	Issue 5.0
RD07	SPIRE-IFS-PRJ-001391	SPIRE OBS User Manual	Issue 2.2
RD08	SPIRE-IFS-PRJ-000650	SPIRE DPU Interface Control Document	Issue 1.1
RD09	SPIRE-RAL-PRC-002841	SPIRE I-EGSE Setup Procedure	Issue 2.1

1.3 Change Record

Document	Change date	Changes
Issue 1.0	26 th Sept 2007	First version



TABLE OF CONTENTS

1. Introduction... 1
1.1 Scope... 1
1.2 Reference Documents... 1
1.3 Change Record... 1
2. Functional Tests Configuration... 3
2.1 SPIRE Instrument Configuration (REDUNDANT)... 3
2.2 Software Configuration (REDUNDANT)... 3
2.3 EGSE Configuration Checks... 3
3. Test procedure... 3
3.1 General Pass/Fail Criteria... 3
4. Detailed Test Results on REDUNDANT instrument... 3
4.1 FUNC-SCU-01: SCU Science Generation Check... 3
4.2 FUNC-SCU-03: SCU DC Thermometry Check... 3
4.3 FUNC-SCU-06: SCU AC Thermometry Check... 3
4.4 FUNC-SCU-02: SCU Nominal Science Contents Check... 3
4.5 FUNC-SCU-04: Photometer Calibration Check... 3
4.6 FUNC-SCU-05: Spectrometer Calibration Check... 3
4.7 FUNC-SCU-07: SCU Cooler Heater Check... 3
4.8 FUNC-SCU-08: SCU Test Pattern Check... 3
4.9 FUNC-MCU-01: MCU Boot Check... 3
4.10 FUNC-MCU-02: MCU Nominal Frame Generation Check... 3
4.11 FUNC-MCU-03: MCU Nominal Science Contents Check... 3
4.12 FUNC-MCU-04: MCU Test Pattern Check... 3
4.13 FUNC-BSM-01: BSM Chop/Jiggle Sensor Check... 3
4.14 FUNC-BSM-02C: BSM Chop Sensor Polarity Check... 3
4.15 FUNC-BSM-02J: BSM Jiggle Sensor Polarity Check... 3
4.16 FUNC-BSM-03: BSM Open Loop Dynamics Check... 3
4.17 FUNC-BSM-05A: BSM Open Loop Chop Test... 3
4.18 FUNC-BSM-05B: BSM Closed Loop Chop Test... 3
4.19 FUNC-BSM-06: BSM Operational Mode Check... 3
4.20 FUNC-DCU-01: DCU Nominal Science Packet Generation Check... 3
4.21 FUNC-DCU-02: DCU High Speed Link Check... 3
4.22 FUNC-DCU-03: DCU Test Pattern Check... 3
4.23 FUNC-DCU-04-PHOT: Photometer LIAs Check... 3
4.24 FUNC-DCU-11-PHOT: Photometer BDAs Switch ON Check... 3
4.25 FUNC-DCU-13-PHOT: Photometer BDAs Integrity Check... 3
4.26 FUNC-DCU-14-PHOT: Photometer BDAs Noise Check... 3
4.27 FUNC-DCU-04-SPEC: Spectrometer LIAs Check... 3
4.28 FUNC-DCU-11-SPEC: Spectrometer BDAs Switch On Check... 3
4.29 FUNC-DCU-13-SPEC: Spectrometer BDAs Integrity Check... 3
4.30 FUNC-DCU-14-SPEC: Spectrometer BDAs Noise Check... 3
4.31 FUNC-SMEC-01: SMEC Encoder and LVDT Check... 3
4.32 FUNC-SMEC-03: SMEC Encoder Levels Check... 3
4.33 FUNC-SMEC-02A: SMEC Open Launch Latch... 3
4.34 FUNC-SMEC-04A: SMEC Open Loop Position Check... 3
4.35 FUNC-SMEC-09: SMEC Open Loop Scan Check... 3
4.36 FUNC-SMEC-07: SMEC Closed Loop Scan Test... 3
4.37 FUNC-SMEC-02B: SMEC Close Launch Latch... 3



SPIRE Document

Ref: SPIRE-RAL-REP-002968
Issue: 1.0
Date: 26/09/2007
Page: 3 of 87

**IST WARM FUNCTIONAL TEST REPORT I –
Redundant Side
S.D.Sidher, Polehampton, E.T. & A.Dowell**

4.38 FUNC-SMEC-04A: SMEC Open Loop Position Check3
5. Annexe 1 (DCU Test Pattern Data)3
6. Annexe 2 (Results of Load Curves).....3



2. Functional Tests Configuration

2.1 SPIRE Instrument Configuration (REDUNDANT)

SPIRE FPU:

- FPU in tank
- Cryo-harness connected to FPU
- DRCU to Cryostat harnesses connected (Grounding pins not connected)
- DRCU-DPU Harness connected
- Cryostat open

2.2 Software Configuration (REDUNDANT)

The current EGSE software configuration for the REDUNDANT side tests:

EGSE component	Version/Build number	Comment
SCOS2000	SCOS2.3e Patch 5	SCOS archives IST_FM1 under /data/SPIRE/hfiles and /data/SPIRE/TMD SCOS MIB is FM_2.2.G6_PR_
CDMS Simulator	v2.5	NA
HCSS	#1206	
QLA	3.3 Build #555	
QLA scripts	Latest CVS versions	
Test Control scripts		CCS Handler scripts CVS v1.3
CUS Scripts		Mission config fm_ist_wft_config_redundant2 (called redundant2 for parity with prime)
Versant	7.0.0.1	
TFCS		NA
TFTS		NA

2.3 EGSE Configuration Checks

To check for the success of failure of a functional test, the real time telemetry of the instrument has to be monitored. The following applications must be running to do so. Before the test sequence starts, make the following checks:

Workstation	EGSE component	Status	Check	Comments
hspireegse	EGSE Router	Started	✓	Running
hspireegse	EGSE Gateway	Started	✓	Running
hspireegse	Pipe GW	Started	✓	Running



SPIRE Document

IST WARM FUNCTIONAL TEST REPORT I – Redundant Side

S.D.Sidher, Polehampton, E.T. & A.Dowell

Ref:	SPIRE-RAL-REP-002968
Issue:	1.0
Date:	26/09/2007
Page:	5 of 87

spireqla	Telemetry Ingestion	Started	✓	Running
spireqla	Packet Display	Started	✓	Running
spireqla	CCS Handler Server	Started	✓	Running
spires2k	SCOS2000	Started	✓	Running
spireqla	QLA	Started	✓	Running

The following checks were performed to verify the correct initial instrument configuration for the tests.

Step#	Action	Comments	Check
1.	In SCOS open DPU_AND_OBS_PARAMETERS display Check if: TM2N is incrementing by one @1Hz. TM1N is incrementing by one @0.5Hz. - If they are, go to step 5. - If they are not, go to step 2.	Both TM1N and TM2N are incrementing at their nominal rates. Will go to step 5. DPUM15V=-15.64V DPUP15V =15.29V DPUTEMP = 301K	✓
2.	In SCOS open SCU PARAMETERS display - If SCUP5V/P9V/M9V are jittering and BIAS_PARAMETERS display - If BIASTEMP show ambient temperature, the DRCU is ON.Go to step 6. - If DRCU is not ON, refer to RD03 on how to start up the DRCU.	ALL SCU VOLTAGES LOOKING GOOD. SCUP5V = 5.2283V SCUP9V =9.09V SCUM9V = -9.1V ALL BIAS VOLTAGES LOOKING GOOD. BIASP5V = 5.17V BIASP9V = 9.01V BIASM9V= -9.07V BIASTEMP=295.6K	✓
3.	In SCOS open DPU_AND_OBS_PARAMETERS display and check that the MODE housekeeping parameter is DRCU_ON.	MODE (RAW)= 0x100 MODE (ENG) = DRCU_ON	✓

Table 1. Initial configuration check



SPIRE Document

Ref:	SPIRE-RAL-REP-002968
Issue:	1.0
Date:	26/09/2007
Page:	6 of 87

IST WARM FUNCTIONAL TEST REPORT I – Redundant Side

S.D.Sidher, Polehampton, E.T. & A.Dowell

3. Test procedure

The following two sections describe general pass/fail criteria (Section 3.1), the general test procedure layout (Section 3.1) and the detailed procedure for each functional test (Section 3.2).

3.1 General Pass/Fail Criteria

The general criterion for declaring a single test failed is the repeated failure of 2 consecutive runs of this test. In that case the functional test procedure should be aborted and the overall functional testing declared FAILED.

In the case of a 'first run' failure followed by a successful execution a third run of the same test should be performed and in the unlikely event of this third run being a failure the test procedure should be also aborted and the overall functional testing declared FAILED, as this would imply a not reliable operability of the instrument.

As a general remark ANY failure should be closely analyzed.



4. Detailed Test Results on REDUNDANT instrument.

The following is a detailed (test by test) procedure including the steps performed on each test and the results obtained.

Step#	Action	Comments
0	Open SCU PARAMETERS display on SCOS Alpha Numeric Displays.	

4.1 FUNC-SCU-01: SCU Science Generation Check

Test Id:	FUNC-SCU-01: SCU Science Generation Check																
Initial Configuration:	DRCU_ON																
Final Configuration:	DRCU_ON																
Success Criteria:	Test passed if : <ol style="list-style-type: none"> 1. Two SCU Nominal Science Report telemetry packets are received on QLA with the following characteristics: <table border="1" style="margin: 10px auto; border-collapse: collapse;"> <thead> <tr> <th style="width: 10%;">APID</th> <th style="width: 10%;">Type</th> <th style="width: 10%;">Subtype</th> <th style="width: 10%;">SID</th> <th style="width: 10%;">FrameID</th> <th style="width: 10%;">Frame length</th> </tr> </thead> <tbody> <tr> <td style="text-align: center;">0x509</td> <td style="text-align: center;">21</td> <td style="text-align: center;">1</td> <td style="text-align: center;">0xA20</td> <td style="text-align: center;">0x20</td> <td style="text-align: center;">0x1E</td> </tr> </tbody> </table> 2. The frame time difference between consecutive SCU frames within these packets corresponds to the sampling rate. Nominal SCU sampling rate is 80Hz → Δt = 12.5 ms 3. The SPIRE HK parameter SCUFRAMECNT increments by 31. 4. No events are generated during the frame generation. QLA to give go ahead.					APID	Type	Subtype	SID	FrameID	Frame length	0x509	21	1	0xA20	0x20	0x1E
APID	Type	Subtype	SID	FrameID	Frame length												
0x509	21	1	0xA20	0x20	0x1E												

Test Procedure:

Step#	Action	Comments
1	Write the initial value of SCUFRAMECNT parameter located in SCU PARAMETERS display and the initial value of TM1N located in DPU_AND-OBS_PARAMETERS display.	SCUFRAMECNT = 0
2	Run QLA script FUNC-SCU-01.py on QLA console.	
3	Run FUNC-SCU-01 test procedure from the CCS	
4	Write the final value of SCUFRAMECNT and TM1N.	SCUFRAMECNT = 31
5	Contingency: If test fails repeat steps 1 to 4.	

Test Log:



SPIRE Document

Ref: SPIRE-RAL-REP-002968
Issue: 1.0
Date: 26/09/2007
Page: 8 of 87

**IST WARM FUNCTIONAL TEST REPORT I –
 Redundant Side
 S.D.Sidher, Polehampton, E.T. & A.Dowell**

Test Id	Key Parameter(s)	Expected Value Before/After	Actual Value Before/After	Nb. of frames received	Test Result
FUNC-SCU-01	SCUFRAMECNT TM5N	n/ n+ 31 0x3FFF/1	0/ 31 0x3FFF/1	31	Success

Start time @: 12:10
OBSID: 0xb0000228

QLA produces QLA-SCU-01_B0000228.txt file:

```
*****
SCU: OBSID = B0000228, BBTYPE = 0x8000, APID = 0x509, SID = 0xa20
-----
Parameter      Initial      Final      Increment Expect Incre. Packet Chars.
SCUFRAMECNT    0            31         31         31         Packet type = 0x15
TM5N           16383        1          2          2          subtype = 0x1
FrameTime      12.4960     12.4992
-----
STATISTICS ON TIME BETWEEN RECEPTION OF 2 CONSECUTIVE FRAMES:
mean = 12.49792 ms
sigma = 0.00163 ms
-----
```




SPIRE Document

**IST WARM FUNCTIONAL TEST REPORT I –
Redundant Side
S.D.Sidher, Polehampton, E.T. & A.Dowell**

Ref:	SPIRE-RAL-REP-002968
Issue:	1.0
Date:	26/09/2007
Page:	9 of 87

4.2 FUNC-SCU-03: SCU DC Thermometry Check

Test Id:	FUNC-SCU-03: SCU DC Thermometry Check
Initial Configuration:	DRCU_ON
Final Configuration:	DRCU_ON + DC thermometry ON
Success Criteria:	<p>Test passed if all FPU DC thermometry sensors show temperature values indicating a correct functioning of the sensor, not open/short-circuited. If ANY reading is anomalous check RAW sensor reading.</p> <p>Open Circuit Criterion: RAW reading in the range [0, -100]</p> <p>Short Circuit Criterion: RAW reading of -32768</p> <p>Note: For some parameters the calibration curve above 75K has only 2 points, thus the linearly interpolated temperature reading given by SCOS is usually not correct at T > 75K.</p>

Test Procedure:

Step#	Action	Comments
1	Run FUNC-SCU-03 test procedure from the CCS	
2	When the test is finished Write the current value of SCUTEMPSTAT and the RAW/converted values of the 16 FPU temperatures located in SCU PARAMETERS display.	
3	Contingency: If test fails execute SCU_OFF procedure from the CCS and then repeat steps 1 and 2.	

Test Log:

Test Id	Key Parameter(s)	Expected Value Before/After	Actual Value Before/After	Nb. of frames received	Test Result
FUNC-SCU-03	SCUTEMPSTAT	0/0xFFFF	0/0xFFFF	N/A	Success



SPIRE Document

IST WARM FUNCTIONAL TEST REPORT I – Redundant Side

S.D.Sidher, Polehampton, E.T. & A.Dowell

Ref: SPIRE-RAL-REP-002968
Issue: 1.0
Date: 26/09/2007
Page: 10 of 87

Start time @: 12:13

OBSID: 0xb0000229

Comments: All RAW SCU DC temperatures are 32768 except EMCFILTEMP which is ~35718

QLA script produced the file FUNC-SCU-03_B0000229.txt:

SCU-03 Thermometry Check
OBSID = 0xb0000229

PUMPHRTEMP	50.09	32768
PUMPHSTEMP	36.42	32768
EVAPHSTMP	39.25	32768
SHUNTTEMP	18.05	32768
EMCFILTEMP	288.34	35718
SL0TEMP	19.89	32768
PL0TEMP	22.52	32768
OPTTEMP	141.72	32768
BAFTEMP	160.50	32768
BSMIFTEMP	110.81	32768
SCAL2TEMP	166.07	32768
SCAL4TEMP	141.47	32768
SCALTEMP	83.15	32768
SMECIFTEMP	133.33	32768
SMECTEMP	27.28	32768
BSMTEMP	13.13	32768



SPIRE Document

**IST WARM FUNCTIONAL TEST REPORT I –
Redundant Side**

S.D.Sidher, Polehampton, E.T. & A.Dowell

Ref:	SPIRE-RAL-REP-002968
Issue:	1.0
Date:	26/09/2007
Page:	11 of 87

4.3 FUNC-SCU-06: SCU AC Thermometry Check

Test Id:	FUNC-SCU-06: SCU AC Thermometry Check
Initial Configuration:	DRCU_ON + DC thermometry ON
Final Configuration:	DRCU_ON + AC/DC thermometry ON
Success Criteria:	Test passed if SUBKSTAT parameter went from 0 to 1. Open Circuit Criterion: RAW reading in the range 0 -100 Short Circuit Criterion: RAW reading of -32768

Test Procedure:

Step#	Action	Comments
1	Run FUNC-SCU-06 test procedure from the HCSS Test Procedure window on TOPE.	
2	When the test is finished Write the current value of SUBKSTAT located in SCU PARAMETERS display. Also write down the RAW value of the SUBKTEMP parameter.	
3	Contingency: If test fails : Send manual command: SEND_DRCU_COMMAND Parameter1 = 0xA0860000 Parameter2 = 0 Then repeat steps 1 and 2.	

Test Log:

Test Id	Key Parameter(s)	Expected Value Before/After	Actual Value Before/After	Nb. of frames received	Test Result
FUNC-SCU-06	SUBKSTAT	0/1	0/1	N/A	Success



SPIRE Document

IST WARM FUNCTIONAL TEST REPORT I –
Redundant Side

S.D.Sidher, Polehampton, E.T. & A.Dowell

Ref: SPIRE-RAL-REP-002968
Issue: 1.0
Date: 26/09/2007
Page: 12 of 87

Start time @: 12:16

OBSID: 0xb000022a

Comments: OK

SUBKTEMP:

Before: RAW = 32767

After : RAW = 32767

No change in the RAW value before and after SCU AC Therm switch-on

QLA output file:

SCU-06

Start time @: 26-Sep 12:17:04

End time @: 26-Sep 12:17:18

OBSID: 0xB000022A

SUBKSTAT:

Start value: 0x0

End value: 0x1

SUBKTEMP

RAW value before: 32767

RAW value after: 32767

Converted after: 54689 mK



SPIRE Document

**IST WARM FUNCTIONAL TEST REPORT I –
Redundant Side**

S.D.Sidher, Polehampton, E.T. & A.Dowell

Ref:	SPIRE-RAL-REP-002968
Issue:	1.0
Date:	26/09/2007
Page:	13 of 87

4.4 FUNC-SCU-02: SCU Nominal Science Contents Check

Test Id:	FUNC-SCU-02: SCU Nominal Science Contents Check
Initial Configuration:	DRCU_ON + AC/DC thermometry ON
Final Configuration:	DRCU_ON + AC/DC thermometry ON
Success Criteria:	<p>Test passed if :</p> <ol style="list-style-type: none"> Parameters in the SCU Nominal science packets and the same parameters in the Nominal HK packet have similar RAW values to within ± 10 units. The SPIRE HK parameter SCUFRAMECNT located in SCU PARAMETERS display increments by 31. No events are generated during the frame generation. <p>QLA to give the go ahead.</p>

Test Procedure:

Step#	Action	Comments
1	Write the current value of SCUFRAMECNT located in SCU PARAMETERS display.	
2	Run QLA script FUNC-SCU-02.py on QLA console.	
3	Run FUNC-SCU-02 test procedure from the CCS	
4	When the test is finished Write the current value of SCUFRAMECNT.	
5	Contingency: If test fails repeat steps 1 to 4.	

Test Log:

Test Id	Key Parameter(s)	Expected Value Before/After	Actual Value Before/After	Nb. of frames received	Test Result
FUNC-SCU-02	SCUFRAMECNT TMSN	n+31/n+62 1/3	31/62 1/3	31	Success



SPIRE Document

IST WARM FUNCTIONAL TEST REPORT I – Redundant Side

S.D.Sidher, Polehampton, E.T. & A.Dowell

Ref: SPIRE-RAL-REP-002968
Issue: 1.0
Date: 26/09/2007
Page: 14 of 87

Start time @: 12:25
OBSID: 0xb000022b

Comments: OK

All SCU parameters within the Nominal HK and the Nominal SCU Science Report agree.

QLA produces QLA-SCU-02_B000022B.txt file:

FUNC-SCU-02 version: 1.5

Housekeeping @ Wed Sep 26 12:26:30 UTC 2007

SCU Science @ Wed Sep 26 12:26:22 UTC 2007

Name	HSK value	SCU value	Equal (within 10 raw units)?
TCHTRV	18.0	20.0	True
PCALCURR	9.0	9.0	True
SCAL4CURR	10.0	10.0	True
SCAL2CURR	10.0	10.0	True
PCALV	13.0	11.0	True
SCAL4V	10.0	10.0	True
SCAL2V	10.0	10.0	True
PUMPHRTEMP	32768.0	32768.0	True
PUMPHSTEMP	32768.0	32768.0	True
EVAPHSTEMP	32768.0	32768.0	True
SHUNTTEMP	32768.0	32768.0	True
EMCFILTEMP	35716.0	35712.0	True
SL0TEMP	32768.0	32768.0	True
PL0TEMP	32768.0	32768.0	True
OPTTEMP	32768.0	32768.0	True
BAFTEMP	32768.0	32768.0	True
BSMIFTEMP	32768.0	32768.0	True
SCAL2TEMP	32768.0	32768.0	True
SCAL4TEMP	32768.0	32768.0	True
SCALTEMP	32768.0	32768.0	True
SMECIFTEMP	32768.0	32768.0	True
SMECTEMP	32768.0	32768.0	True
BSMTEMP	32768.0	32768.0	True
SUBKTEMP	32767.0	32767.0	True



SPIRE Document

Ref:	SPIRE-RAL-REP-002968
Issue:	1.0
Date:	26/09/2007
Page:	15 of 87

**IST WARM FUNCTIONAL TEST REPORT I –
Redundant Side
S.D.Sidher, Polehampton, E.T. & A.Dowell**

4.5 FUNC-SCU-04: Photometer Calibration Check

Test Id:	FUNC-SCU-04: Photometer Calibration Check
Initial Configuration:	DRCU_ON + AC/DC thermometry ON
Final Configuration:	DRCU_ON + AC/DC thermometry ON
Success Criteria:	<p>Test passed if PCALCURR/PCALV SCU HK parameters show the following values:</p> <ul style="list-style-type: none"> PCALCURR HK parameter which shows the measured PCAL current is ~ 0.1 mA. PCALV HK parameter which shows the measured PCAL voltage is ~ 0.02V

Test Procedure:

Step#	Action	Comments
1	Write the current value of PCALV and PCALCURR located in SCU PARAMETERS display.	
2	Run FUNC-SCU-04 test procedure from the CCS	
3	While the test is running Write the values of PCALV and PCALCURR.	
4	Contingency: If test fails repeat steps 1 to 3.	

Test Log:

Test Id	Key Parameter(s)	Expected Value Before/During test	Actual Value Before/After	Nb. of frames received	Test Result
FUNC-SCU-04	PCALCURR PCALV	0/0.1mA 0/0.02V	0 / 0.1 mA 0 / 0.02 V	N/A	Success

Start time @: 12:29
OBSID: 0xb000022c

Comments:

Test Successful

4.6 FUNC-SCU-05: Spectrometer Calibration Check

Test Id:	FUNC-SCU-05: Spectrometer Calibration Check
-----------------	--



SPIRE Document

Ref:	SPIRE-RAL-REP-002968
Issue:	1.0
Date:	26/09/2007
Page:	16 of 87

**IST WARM FUNCTIONAL TEST REPORT I –
Redundant Side
S.D.Sidher, Polehampton, E.T. & A.Dowell**

Initial Configuration:	DRCU_ON + AC/DC thermometry ON
Final Configuration:	DRCU_ON + AC/DC thermometry ON
Success Criteria:	Test passed if : <ul style="list-style-type: none"> • SCAL2CURR ,SCAL4CURR HK parameters which show the measured current read ~ 0.1 mA • SCAL2V,SCAL4V parameters which show the measured voltage read ~ 0.05V.

Test Procedure

Step#	Action	Comments
1	Write the current value of SCAL2V ,SCAL2CURR,SCAL4V,SCAL4CURR located in SCU PARAMETERS display.	
2	Run FUNC-SCU-05 test procedure from the CCS	
3	While the test is running write the values of SCAL2V ,SCAL2CURR, SCAL4V,SCAL4CURR.	
4	Contingency: If test fails repeat steps 1 to 3.	

Test Log:

Test Id	Key Parameter(s)	Expected Value Before/During test	Actual Value Before/After	Nb. of frames received	Test Result
FUNC-SCU-05	SCAL4CURR	0/0.1mA	0 / 0.1 mA	N/A	Success
	SCAL4V	0/0.05V	0 / 0.05 V		
	SCAL2CURR	0/0.1mA	0 / 0.1 mA		
	SCAL2V	0/0.05V	0 / 0.05 V		

**Start time @: 12:31
OBSID: 0xb000022d**

Comments:

Test Successful

4.7 FUNC-SCU-07: SCU Cooler Heater Check

Test Id:	FUNC-SCU-07: SCU Cooler Heater Check
-----------------	---



SPIRE Document

Ref: SPIRE-RAL-REP-002968
Issue: 1.0
Date: 26/09/2007
Page: 17 of 87

**IST WARM FUNCTIONAL TEST REPORT I –
 Redundant Side
 S.D.Sidher, Polehampton, E.T. & A.Dowell**

Initial Configuration:	DRCU_ON + AC/DC thermometry ON	
Final Configuration:	DRCU_ON + AC/DC thermometry ON	
Success Criteria:	Test passed if during the execution of the test the following SCU HK parameters give correspondent readings of:	
	SCU HK parameter	RAW
	SPHSV	~12715
	EVHSV	~12715
	SPHTRV	~ 8 V

Test Procedure:

Step#	Action	Comments
1	Run FUNC-SCU-07 test procedure from the CCS.	Pending
2	While the test is running Write the values of current values of SPHSV, EVHSV, SPHTRV located in SCU PARAMETERS display. (RAW and CONVERTED)	
3	Contingency: If test fails repeat steps 1 and 2.	

Test Log:

Test Id	Key Parameter(s)	Expected Value Before/During test	Actual Value Before/After	Nb. of frames received	Test Result
FUNC-SCU-07	SPHSV EVHSV SPHTRV	0/ ~ 323 mV 0/ ~ 323 mV 0/ ~ 8 V	0.1554 / 324.2 mV 0.1554 / 325.2 mV 0.0042 / 8.85 V	N/A	Success

Start time @: 12:34
OBSID: 0xb000022e

Comments:

Test Successful



SPIRE Document

**IST WARM FUNCTIONAL TEST REPORT I –
Redundant Side
S.D.Sidher, Polehampton, E.T. & A.Dowell**

Ref:	SPIRE-RAL-REP-002968
Issue:	1.0
Date:	26/09/2007
Page:	18 of 87

4.8 FUNC-SCU-08: SCU Test Pattern Check

Test Id:	FUNC-SCU-08: SCU Test Pattern Check												
Initial Configuration:	DRCU_ON + AC/DC thermometry ON												
Final Configuration:	DRCU_ON + AC/DC thermometry ON												
Success Criteria:	<p>Test passed if :</p> <ol style="list-style-type: none"> Two SCU Diagnostic Science Report telemetry packets are received with the following characteristics: <table border="1" style="margin-left: 40px;"> <thead> <tr> <th>APID</th> <th>Type</th> <th>Subtype</th> <th>SID</th> <th>FrameID</th> <th>Frame length</th> </tr> </thead> <tbody> <tr> <td>0x509</td> <td>21</td> <td>3</td> <td>0x1121</td> <td>0x21</td> <td>0x1E</td> </tr> </tbody> </table> <ol style="list-style-type: none"> The SCU Test Pattern agrees with the reference test pattern. QLA to give go ahead. 	APID	Type	Subtype	SID	FrameID	Frame length	0x509	21	3	0x1121	0x21	0x1E
APID	Type	Subtype	SID	FrameID	Frame length								
0x509	21	3	0x1121	0x21	0x1E								

Test Procedure:

Step#	Action	Comments
1	Write the current values of SCUFRAMECNT located in SCU PARAMETERS display.	
2	Run QLA script FUNC-SCU-08.py on QLA console.	
3	Run FUNC-SCU-08 test procedure from the CCS	
4	When the test is finished Write the current value of SCUFRAMECNT.	
5	Contingency: If test fails repeat steps 1 to 4.	

Test Log:

Test Id	Key Parameter(s)	Expected Value Before/After	Actual Value Before/After	Nb. of frames received	Test Result
FUNC-SCU-08	SCUFRAMECNT and SCU test pattern frame parameters	n+62/n+93	62/93	31	Success



SPIRE Document

IST WARM FUNCTIONAL TEST REPORT I – Redundant Side S.D.Sidher, Polehampton, E.T. & A.Dowell

Ref: SPIRE-RAL-REP-002968
Issue: 1.0
Date: 26/09/2007
Page: 19 of 87

Start time @: 12:37
OBSID: 0xb000022f

Comments: TM5N 3 -> 5
Test Pattern OK

QLA has written file FUNC-SCU-08_B000022F_8A07.txt:

SCU Test Pattern @ Wed Sep 26 13:39:05 BST 2007
..compared with data from SCU Test Pattern @ Wed Mar 14 14:07:43 GMT 2007, OBSID=0x300125B3

Name	New Value[0]	New Value[20]	Comp Value[0]	Comp Value[20]
SCUTSTOBSID	0xB000022F	0x0	0x300125B3	0x0
SCUTSTBBID	0x8A070001	0x0	0x8A070001	--> OK
SCUTSTBLKLEN	30.0	30.0	30.0	--> OK
SCUTSTFRAMEID	33.0	33.0	33.0	--> OK
SCUTST001	43690.0	31181.0	43690.0	--> OK
SCUTST002	21844.0	62363.0	21844.0	--> OK
SCUTST003	43688.0	59190.0	43688.0	--> OK
SCUTST004	21840.0	52844.0	21840.0	--> OK
SCUTST005	43680.0	40153.0	43680.0	--> OK
SCUTST006	21825.0	14771.0	21825.0	--> OK
SCUTST007	43650.0	29543.0	43650.0	--> OK
SCUTST008	21765.0	59086.0	21765.0	--> OK
SCUTST009	43530.0	52637.0	43530.0	--> OK
SCUTST010	21524.0	39739.0	21524.0	--> OK
SCUTST011	43048.0	13943.0	43048.0	--> OK
SCUTST012	20560.0	27887.0	20560.0	--> OK
SCUTST013	41120.0	55774.0	41120.0	--> OK
SCUTST014	16705.0	46012.0	16705.0	--> OK
SCUTST015	33411.0	26489.0	33411.0	--> OK
SCUTST016	1287.0	52978.0	1287.0	--> OK
SCUTST017	2574.0	40420.0	2574.0	--> OK
SCUTST018	5149.0	15304.0	5149.0	--> OK
SCUTST019	10298.0	30608.0	10298.0	--> OK
SCUTST020	20597.0	61216.0	20597.0	--> OK
SCUTST021	41194.0	56896.0	41194.0	--> OK
SCUTST022	16852.0	48257.0	16852.0	--> OK
SCUTST023	33705.0	30978.0	33705.0	--> OK
SCUTST024	1874.0	61956.0	1874.0	--> OK
SCUTSTADCFLGS	0.0	0.0	0.0	--> OK
SCUTSTFRAMETIME	4063009.0	4141121.0	4284236.0	4362348.0
SCUTSTCHECKWORD	40153.0	47874.0	15560.0	6994.0



SPIRE Document

Ref:	SPIRE-RAL-REP-002968
Issue:	1.0
Date:	26/09/2007
Page:	20 of 87

**IST WARM FUNCTIONAL TEST REPORT I –
Redundant Side
S.D.Sidher, Polehampton, E.T. & A.Dowell**

Step#	Action	Comments
0	Open MCU_PARAMETERS display on SCOS Alpha Numeric Displays.	

4.9 FUNC-MCU-01: MCU Boot Check

Test Id:	FUNC-MCU-01: MCU Boot Check
Initial Configuration:	DRCU_ON + AC/DC thermometry ON
Final Configuration:	DRCU_ON + AC/DC thermometry ON +MCU ON
Success Criteria:	Test passed if: <ol style="list-style-type: none"> 1. MCU boots. 2. MCU voltages show expected values. 3. MAC, SMEC and BSM board temperatures shows ambient temperature.

Test Procedure:

Step#	Action	Comments
1	Run FUNC-MCU-01 test procedure from the CCS	
2	When procedure is finished Write the values of the MCU voltages.	
3	Contingency: If test fails repeat steps 1 and 2.	

Test Log:

Test Id	Key Parameter(s)	Expected Value Before/After	Actual Value Before/After	Nb. of frames received	Test Result
FUNC-MCU-01	MCUP5V MCUP15V MCUP14V MCUM14V MCUM15V MCUMACTEMP MCUSMECTEMP MCUBSMTEMP	N/A / ~ 5V N/A / ~15V N/A / ~ 14V N/A / ~ -14V N/A / ~ -15V N/A / ~ 300K N/A / ~ 300K N/A / ~ 300K	- / 5.00V - / 15.50V - / 14.13V - / -14.50 V - / -15.61 V - / 293.6K - / 297.8K - / 297.6 K	N/A	Success

Start time @: 12:40
OBSID: 0xb0000230

Comments:

MCUBITSTAT went from 0 to 1 as expected

Test Successful



SPIRE Document

**IST WARM FUNCTIONAL TEST REPORT I –
Redundant Side**

S.D.Sidher, Polehampton, E.T. & A.Dowell

Ref:	SPIRE-RAL-REP-002968
Issue:	1.0
Date:	26/09/2007
Page:	21 of 87



SPIRE Document

Ref: SPIRE-RAL-REP-002968
Issue: 1.0
Date: 26/09/2007
Page: 22 of 87

**IST WARM FUNCTIONAL TEST REPORT I –
 Redundant Side
 S.D.Sidher, Polehampton, E.T. & A.Dowell**

4.10 FUNC-MCU-02: MCU Nominal Frame Generation Check

Test Id:	FUNC-MCU-02: MCU Nominal Frame Generation Check																																			
Initial Configuration:	DRCU_ON + AC/DC thermometry ON +MCU ON																																			
Final Configuration:	DRCU_ON + AC/DC thermometry ON +MCU ON																																			
Success Criteria:	<p>Test passed if :</p> <ol style="list-style-type: none"> MCU produces each type of the frames requested and with the following characteristics. <table border="1"> <thead> <tr> <th>Frame</th> <th>APID</th> <th>Type</th> <th>Subtype</th> <th>SID</th> <th>FrameID</th> <th>Frame length</th> </tr> </thead> <tbody> <tr> <td>Eng.</td> <td>0x509</td> <td>21</td> <td>3</td> <td>0x814</td> <td>0x14</td> <td>0x15</td> </tr> <tr> <td>BSM</td> <td>0x509</td> <td>21</td> <td>1</td> <td>0x612</td> <td>0x12</td> <td>0xD</td> </tr> <tr> <td>SMEC</td> <td>0x509</td> <td>21</td> <td>1</td> <td>0x410</td> <td>0x10</td> <td>0xC</td> </tr> <tr> <td>BSM +SMEC</td> <td></td> <td></td> <td></td> <td></td> <td></td> <td></td> </tr> </tbody> </table> <ol style="list-style-type: none"> No events are generated during the different frames generation. 	Frame	APID	Type	Subtype	SID	FrameID	Frame length	Eng.	0x509	21	3	0x814	0x14	0x15	BSM	0x509	21	1	0x612	0x12	0xD	SMEC	0x509	21	1	0x410	0x10	0xC	BSM +SMEC						
Frame	APID	Type	Subtype	SID	FrameID	Frame length																														
Eng.	0x509	21	3	0x814	0x14	0x15																														
BSM	0x509	21	1	0x612	0x12	0xD																														
SMEC	0x509	21	1	0x410	0x10	0xC																														
BSM +SMEC																																				

Test Procedure:

Step#	Action	Comments
1	Write the current value of MCUFRAMECNT located in MCU_PARAMETERS display	
2	Run QLA script FUNC-MCU-02.py on QLA console.	
3	Run FUNC-MCU-02 test procedure from the CCS	
4	When test is finished Write the current value of MCUFRAMECNT.	
5	Contingency: If test fails repeat steps 1 to 4.	

Test Log:

Test Id	Key Parameter(s)	Expected Value Before/After	Actual Value Before/After	Nb. of frames received	Test Result
FUNC-MCU-02	MCUFRAMECNT	0/ ~ 6600	0 / 6491		Success



SPIRE Document

Ref: SPIRE-RAL-REP-002968
 Issue: 1.0
 Date: 26/09/2007
 Page: 23 of 87

IST WARM FUNCTIONAL TEST REPORT I –
 Redundant Side
 S.D.Sidher, Polehampton, E.T. & A.Dowell

Start time @: 12:44
 OBSID: 0xb0000231

QLA generated file QLA-MCU-02_B0000231.txt :

 MCUENG: OBSID = B0000231, BBTYP E = 0x8901, APID = 0x509, SID = 0x814

Parameter	Initial	Final	Increment	Expect	Incr.	Packet Chars.
MCUFRAMECNT	0	608	608	609		Packet type = 0x15
TM5N	5	32	27	27		subtype = 0x3
FrameTime	16.4223	16.4225				Frame ID = 0x14 Frame Len = 0x15

STATISTICS ON TIME BETWEEN RECEPTION OF 2 CONSECUTIVE FRAMES:
 mean = 16.42262 ms
 sigma = 0.00114 ms

 BSM: OBSID = B0000231, BBTYP E = 0x8903, APID = 0x509, SID = 0x612

Parameter	Initial	Final	Increment	Expect	Incr.	Packet Chars.
MCUFRAMECNT	608	1249	641	609		Packet type = 0x15
TM5N	32	49	17	17		subtype = 0x1
FrameTime	15.5809	15.5809				Frame ID = 0x12 Frame Len = 0xD

STATISTICS ON TIME BETWEEN RECEPTION OF 2 CONSECUTIVE FRAMES:
 mean = 15.58044 ms
 sigma = 0.00102 ms

 SMEC: OBSID = B0000231, BBTYP E = 0x8902, APID = 0x509, SID = 0x410

Parameter	Initial	Final	Increment	Expect	Incr.	Packet Chars.
MCUFRAMECNT	1249	3623	2374	2375		Packet type = 0x15
TM5N	49	107	58	58		subtype = 0x1
FrameTime	4.2112	4.2112				Frame ID = 0x10 Frame Len = 0xC

STATISTICS ON TIME BETWEEN RECEPTION OF 2 CONSECUTIVE FRAMES:
 mean = 4.21093 ms
 sigma = 0.00089 ms

 SMEC+BSM: OBSID = B0000231, BBTYP E = 0x8904, APID = 0x509, SID = 0x410

Parameter	Initial	Final	Increment	Expect	Incr.	Packet Chars.
MCUFRAMECNT	3623	6491	2868	2850		Packet type = 0x15
TM5N	107	178	71	71		subtype = 0x1
FrameTime SMEC	4.2112	4.2112				Frame ID = 0x10, Len = 0xC
FrameTime BSM	20.2143	20.2112				Frame ID = 0x12, Len = 0xD

STATISTICS ON TIME BETWEEN RECEPTION OF 2 CONSECUTIVE FRAMES:
 mean = 10.74002 ms (SMEC), 20.21247 ms (BSM)
 sigma = 323.23943 ms (SMEC), 0.00157 ms (BSM)



SPIRE Document

Ref: SPIRE-RAL-REP-002968
Issue: 1.0
Date: 26/09/2007
Page: 24 of 87

**IST WARM FUNCTIONAL TEST REPORT I –
 Redundant Side
 S.D.Sidher, Polehampton, E.T. & A.Dowell**

4.11 FUNC-MCU-03: MCU Nominal Science Contents Check

Test Id:	FUNC-MCU-03: MCU Nominal Contents Check																																			
Initial Configuration:	DRCU_ON + AC/DC thermometry ON +MCU ON																																			
Final Configuration:	DRCU_ON + AC/DC thermometry ON +MCU ON																																			
Success Criteria:	<p>Test passed if :</p> <ol style="list-style-type: none"> MCU produces 99 frames of each type of frames requested with the following characteristics: <table border="1"> <thead> <tr> <th>Frame</th> <th>APID</th> <th>Type</th> <th>Subtype</th> <th>SID</th> <th>FrameID</th> <th>Frame length</th> </tr> </thead> <tbody> <tr> <td>Eng.</td> <td>0x509</td> <td>21</td> <td>3</td> <td>0x814</td> <td>0x14</td> <td>0x15</td> </tr> <tr> <td>BSM</td> <td>0x509</td> <td>21</td> <td>1</td> <td>0x612</td> <td>0x12</td> <td>0xD</td> </tr> <tr> <td>SMEC</td> <td>0x509</td> <td>21</td> <td>1</td> <td>0x410</td> <td>0x10</td> <td>0xC</td> </tr> <tr> <td>BSM +SMEC</td> <td></td> <td></td> <td></td> <td></td> <td></td> <td></td> </tr> </tbody> </table> <ol style="list-style-type: none"> No events are generated during the different frames generation. QLA analysis results are correct. <p>QLA to give go ahead.</p>	Frame	APID	Type	Subtype	SID	FrameID	Frame length	Eng.	0x509	21	3	0x814	0x14	0x15	BSM	0x509	21	1	0x612	0x12	0xD	SMEC	0x509	21	1	0x410	0x10	0xC	BSM +SMEC						
Frame	APID	Type	Subtype	SID	FrameID	Frame length																														
Eng.	0x509	21	3	0x814	0x14	0x15																														
BSM	0x509	21	1	0x612	0x12	0xD																														
SMEC	0x509	21	1	0x410	0x10	0xC																														
BSM +SMEC																																				

Test Procedure:

Step#	Action	Comments
1	Write the current value of MCUFRAMECNT located MCU_PARAMETERS display.	
2	Run QLA script FUNC-MCU-03.py on QLA console.	
3	Run FUNC-MCU-03 test procedure from the CCS	
4	When test is finished Write the current value of MCUFRAMECNT	
5	Contingency: If test fails repeat steps 1 to 4.	

Test Log:

Test Id	Key Parameter(s)	Expected Value Before/After	Actual Value Before/After	Nb. of frames received	Test Result
FUNC-MCU-03	MCUFRAMECNT	n/ n+297 n~6600	6491 / 6788	297	Success



SPIRE Document

IST WARM FUNCTIONAL TEST REPORT I –
Redundant Side
S.D.Sidher, Polehampton, E.T. & A.Dowell

Ref: SPIRE-RAL-REP-002968
Issue: 1.0
Date: 26/09/2007
Page: 25 of 87

Start time @: 12:50
OBSID: 0xb0000232

Produced 99 frames instead of 100 as expected for each type of MCU frame

QLA produced three files: QLA-MCU-03_B0000232_8901.txt (SMEC), QLA-MCU-03_B0000232_8902.txt (MCU Eng) and QLA-MCU-03_B0000232_8903.txt (BSM).

Housekeeping Wed Sep 26 12:51:13 UTC 2007

Science Wed Sep 26 12:51:13 UTC 2007

Name	HK before	Science	HK after	Equal (within 10%)?
SMECENC SIG1	12384.0	12386.0	12384.0	True
SMECENC SIG2	20013.0	20016.0	20019.0	True
SMECLVDTDCSIG	32758.0	32756.0	32756.0	True
SMECLVDTAC SIG	29381.0	29380.0	29381.0	True
SMECMOTORCURRE	32770.0	32773.0	32772.0	True
SMECMOTORVOLT	33764.0	33759.0	33759.0	True
CHOPSENS SIG	32758.0	32759.0	32758.0	True
CHOPMOTORCURRE	32767.0	32770.0	32769.0	True
CHOPMOTORVOLT	33175.0	33172.0	33170.0	True
JIGGSENS SIG	32766.0	32767.0	32761.0	True
JIGGMOTORCURRE	32769.0	32769.0	32768.0	True
JIGGMOTORVOLT	33247.0	33245.0	33249.0	True

Housekeeping Wed Sep 26 12:51:30 UTC 2007

Science Wed Sep 26 12:51:30 UTC 2007

Name	HK before	Science	HK after	Equal (within 10%)?
SMECENC POSN	0.0	0.0	0.0	True
SMECENC FINE POSN	0.0	0.0	0.0	True
SMECLVDTDCSIG	32758.0	32757.0	32758.0	True
SMECMOTORBEMF	994.0	993.0	993.0	True

Housekeeping Wed Sep 26 12:51:46 UTC 2007

Science Wed Sep 26 12:51:46 UTC 2007

Name	HK before	Science	HK after	Equal (within 10%)?
CHOPSENS SIG	32757.0	32760.0	32759.0	True
CHOPDACVAL	32768.0	32768.0	32768.0	True
CHOPMOTORVOLT	33172.0	33171.0	33169.0	True
JIGGSENS SIG	32766.0	32763.0	32762.0	True
JIGGDACVAL	32768.0	32768.0	32768.0	True
JIGGMOTORVOLT	33250.0	33247.0	33252.0	True

No discrepancies between HK and science parameter values.



SPIRE Document

Ref: SPIRE-RAL-REP-002968
Issue: 1.0
Date: 26/09/2007
Page: 26 of 87

**IST WARM FUNCTIONAL TEST REPORT I –
 Redundant Side
 S.D.Sidher, Polehampton, E.T. & A.Dowell**

4.12 FUNC-MCU-04: MCU Test Pattern Check

Test Id:	FUNC-MCU-04: MCU Test Pattern Check														
Initial Configuration:	DRCU_ON + AC/DC thermometry ON +MCU ON														
Final Configuration:	DRCU_ON + AC/DC thermometry ON +MCU ON														
Success Criteria:	<p>Test passed if:</p> <ol style="list-style-type: none"> MCU produces 100 frames of Test Pattern with the following characteristics: <table border="1"> <thead> <tr> <th>Frame</th> <th>APID</th> <th>Type</th> <th>Subtype</th> <th>SID</th> <th>FrameID</th> <th>Frame length</th> </tr> </thead> <tbody> <tr> <td>Test</td> <td>0x509</td> <td>21</td> <td>3</td> <td>0x915</td> <td>0x15</td> <td>0x15</td> </tr> </tbody> </table> <ol style="list-style-type: none"> MCU Test pattern produced is the same as the previous time this test was run. <p>QLA to give go ahead.</p>	Frame	APID	Type	Subtype	SID	FrameID	Frame length	Test	0x509	21	3	0x915	0x15	0x15
Frame	APID	Type	Subtype	SID	FrameID	Frame length									
Test	0x509	21	3	0x915	0x15	0x15									

Test Procedure:

Step#	Action	Comments
1	Write the current value of MCUFRAMECNT located in MCU_PARAMETERS display.	
2	Run QLA script FUNC-MCU-04.py on QLA console.	
3	On Lincoln run FUNC-MCU-04 test procedure from the CCS	
4	When test is finished Write the current value of MCUFRAMECNT	
5	Contingency: If test fails repeat steps 1 to 4.	

Test Log:

Test Id	Key Parameter(s)	Expected Value Before/After	Actual Value Before/After	Nb. of frames received	Test Result
FUNC-MCU-04	MCUFRAMECNT	m/ m+99 m~6600	6788 / 6887	99	Success



SPIRE Document

IST WARM FUNCTIONAL TEST REPORT I – Redundant Side

S.D.Sidher, Polehampton, E.T. & A.Dowell

Ref: SPIRE-RAL-REP-002968
Issue: 1.0
Date: 26/09/2007
Page: 27 of 87

Start time @: 12:54
OBSID: 0xb0000233

Comments:

Produced 99 frames instead of 100 – this is expected.

QLA has generated file QLA-MCU-04_ B0000233_8905.txt:

MCU Test Pattern @ Wed Sep 26 12:55:48 UTC 2007
..compared with data from MCU Test Pattern @ Wed Mar 14 14:31:00 GMT 2007, OBSID=0x300125B9

Name	New Value[0]	New Value[20]	Comp Value[0]	Comp Value[20]
MCUTSTOBSID	0xB0000233	0x0	0x300125B9	0x0
MCUTSTBBID	0x89050001	0x0	0x89050001	--> OK 0x0 --> OK
MCUTSTBLKLEN	21.0	21.0	21.0	--> OK 21.0 --> OK
MCUTSTFRAMEID	21.0	21.0	21.0	--> OK 21.0 --> OK
MCUTSTACQTIME	4067499.0	4170272.0	3994451.0	4097224.0
MCUTST001	21845.0	21845.0	21845.0	--> OK 21845.0 --> OK
MCUTST002	43690.0	43690.0	43690.0	--> OK 43690.0 --> OK
MCUTST003	21844.0	21844.0	21844.0	--> OK 21844.0 --> OK
MCUTST004	43688.0	43688.0	43688.0	--> OK 43688.0 --> OK
MCUTST005	21840.0	21840.0	21840.0	--> OK 21840.0 --> OK
MCUTST006	43680.0	43680.0	43680.0	--> OK 43680.0 --> OK
MCUTST007	21825.0	21825.0	21825.0	--> OK 21825.0 --> OK
MCUTST008	43650.0	43650.0	43650.0	--> OK 43650.0 --> OK
MCUTST009	21765.0	21765.0	21765.0	--> OK 21765.0 --> OK
MCUTST010	43530.0	43530.0	43530.0	--> OK 43530.0 --> OK
MCUTST011	21524.0	21524.0	21524.0	--> OK 21524.0 --> OK
MCUTST012	43048.0	43048.0	43048.0	--> OK 43048.0 --> OK
MCUTST013	20560.0	20560.0	20560.0	--> OK 20560.0 --> OK
MCUTST014	41120.0	41120.0	41120.0	--> OK 41120.0 --> OK
MCUTSTTIME	4067973.0	4170746.0	3994925.0	4097699.0
MCUTSTCHECKWORD	61917.0	61993.0	62861.0	61848.0

Comparison successful



SPIRE Document

Ref:	SPIRE-RAL-REP-002968
Issue:	1.0
Date:	26/09/2007
Page:	28 of 87

**IST WARM FUNCTIONAL TEST REPORT I –
Redundant Side**

S.D.Sidher, Polehampton, E.T. & A.Dowell

Step#	Action	Comments
0	Open CHOP & JIGGLE PARAMETERS displays on SCOS Alpha Numeric Displays.	

4.13 FUNC-BSM-01: BSM Chop/Jiggle Sensor Check

Test Id:	FUNC-BSM-01: BSM Chop/Jiggle Sensor Check
Initial Configuration:	DRCU_ON + AC/DC thermometry ON +MCU ON
Final Configuration:	DRCU_ON + AC/DC thermometry ON +MCU ON + BSM ON (open loop)
Success Criteria:	Test passed if: <ol style="list-style-type: none"> 1. CHOPSENSPWR HK parameter goes from 0 to 1 2. CHOPDACVAL HK parameter stays at or goes to 0x8000 3. CHOPSENSIG HK parameter shows variation from off to on 4. JIGGSENSPWR HK parameter goes from 0 to 1 5. JIGGDACVAL parameter stays at or goes to 0x8000 6. JIGGSENSSIG HK parameter shows variation from off to on

Test Procedure

Step#	Action	Comments
1	On QLA bring up a time series display of the following HK parameters: CHOPSENSPWR CHOPDACVAL CHOPSENSIG JIGGSENSPWR JIGGDACVAL JIGGSENSSIG	
2	Run FUNC-BSM-01 test procedure from the CCS	
3	When the test is finished record all the Key parameters noted below	
	Contingency: If test fails repeat steps 1 and 2.	



SPIRE Document

Ref:	SPIRE-RAL-REP-002968
Issue:	1.0
Date:	26/09/2007
Page:	29 of 87

**IST WARM FUNCTIONAL TEST REPORT I –
Redundant Side
S.D.Sidher, Polehampton, E.T. & A.Dowell**

Test Log:

Test Id	Key Parameter(s)	Expected Value Before/After	Actual Value Before/After	Nb. of frames received	Test Result
FUNC-BSM-01	CHOPSENSPWR CHOPLOOPMODE CHOPDACVAL CHOPFFGAIN CHOPSENSSIG JIGGSENSPWR JIGGLOOPMODE JIGGDACVAL JIGGFFGAIN JIGGSENSSIG	0/1 3/3 0x8000/0x8000 0xBEB/0x770 ~0x8000/0x9500 0/1 3/3 0x8000/0x8000 0xBEB/0xF6E ~0x8000/~0x8EFA	0/1 3/3 0x8000/0x8000 0xBEB/0x770 ~0x7FF7/~0x943D 0/1 3/3 0x8000/0x8000 0xBEB/0xF6E 0x7FF2/~0x8C43	N/A	Success
Start time @: 12:56 OBSID: 0xb0000234 Comments: The BSM was switched ON correctly. The Chop and Jiggle FF gains are consistent with the latest BSMNominalSettings.txt table in the CUS.					



SPIRE Document

Ref:	SPIRE-RAL-REP-002968
Issue:	1.0
Date:	26/09/2007
Page:	30 of 87

**IST WARM FUNCTIONAL TEST REPORT I –
Redundant Side
S.D.Sidher, Polehampton, E.T. & A.Dowell**

4.14 FUNC-BSM-02C: BSM Chop Sensor Polarity Check

Test Id:	FUNC-BSM-02C: BSM Chop Sensor Polarity Check
Initial Configuration:	DRCU_ON + AC/DC thermometry ON +MCU ON + BSM ON (open loop)
Final Configuration:	DRCU_ON + AC/DC thermometry ON +MCU ON + BSM ON (open loop)
Success Criteria:	Test passed if the chop sensor signal evolves in the same way as the positions set.(i.e if (pos1 > pos2 → sig1 > sig2)

Test Procedure:

Step#	Action	Comments
1	On QLA open up a time series display of HK parameter CHOPDACVAL and CHOPSENSSIG	
2	Run FUNC-BSM-02C test procedure from the CCS	
3	Contingency: If test fails repeat steps 1.	

Test Log:

Test Id	Key Parameter(s)	Expected Value Before/After	Actual Value Before/After	Nb. of frames received	Test Result
FUNC-BSM-02C	CHOPDACVAL CHOPSENSSIG		See below	N/A	Success



SPIRE Document

IST WARM FUNCTIONAL TEST REPORT I –
Redundant Side

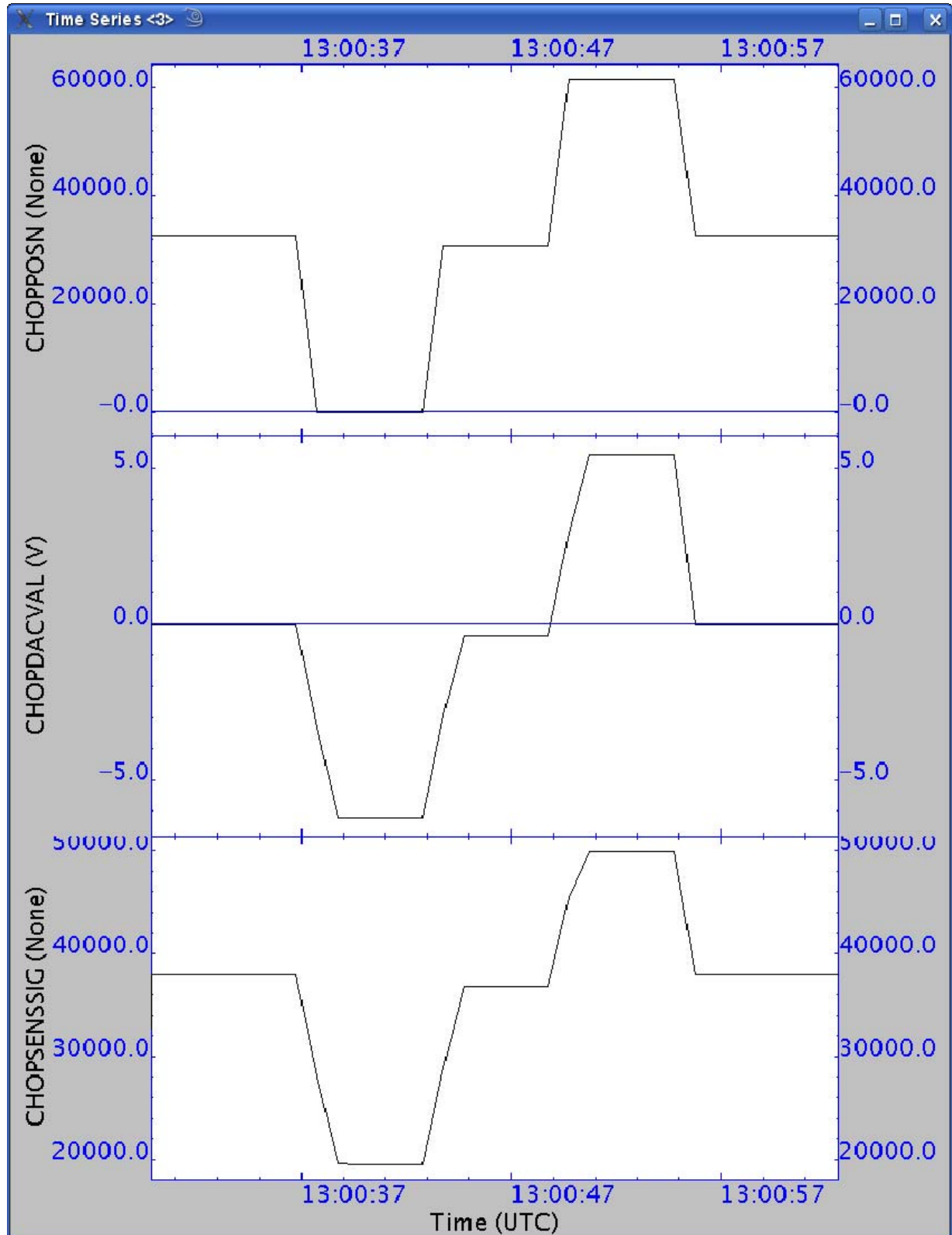
S.D.Sidher, Polehampton, E.T. & A.Dowell

Ref: SPIRE-RAL-REP-002968
Issue: 1.0
Date: 26/09/2007
Page: 31 of 87

Start time @: 12:59
OBSID: 0xb0000235

Comments:

The BSM moved along the chop axis in the same direction as expected.





SPIRE Document

Ref:	SPIRE-RAL-REP-002968
Issue:	1.0
Date:	26/09/2007
Page:	32 of 87

**IST WARM FUNCTIONAL TEST REPORT I –
Redundant Side**

S.D.Sidher, Polehampton, E.T. & A.Dowell

4.15 FUNC-BSM-02J: BSM Jiggle Sensor Polarity Check

Test Id:	FUNC-BSM-02J: BSM Jiggle Sensor Polarity Check
Initial Configuration:	DRCU_ON + AC/DC thermometry ON +MCU ON + BSM ON (open loop)
Final Configuration:	DRCU_ON + AC/DC thermometry ON +MCU ON + BSM ON (open loop)
Success Criteria:	Test passed if the jiggle sensor signal evolves in the same way as the positions set.(i.e if (pos1 > pos2 → sig1 > sig2)

Test Procedure:

Step#	Action	Comments
1	On QLA open up a time series display of HK parameter JIGGDACVAL and JIGGSENSSIG	
2	Run FUNC-BSM-02J test procedure from the CCS	
3	Contingency: If test fails repeat steps 1.	

Test Log:

Test Id	Key Parameter(s)	Expected Value Before/After	Actual Value Before/After	Nb. of frames received	Test Result
FUNC-BSM-02J	JIGGDACVAL JIGGSENSSIG		See below	N/A	Success



SPIRE Document

IST WARM FUNCTIONAL TEST REPORT I –
Redundant Side

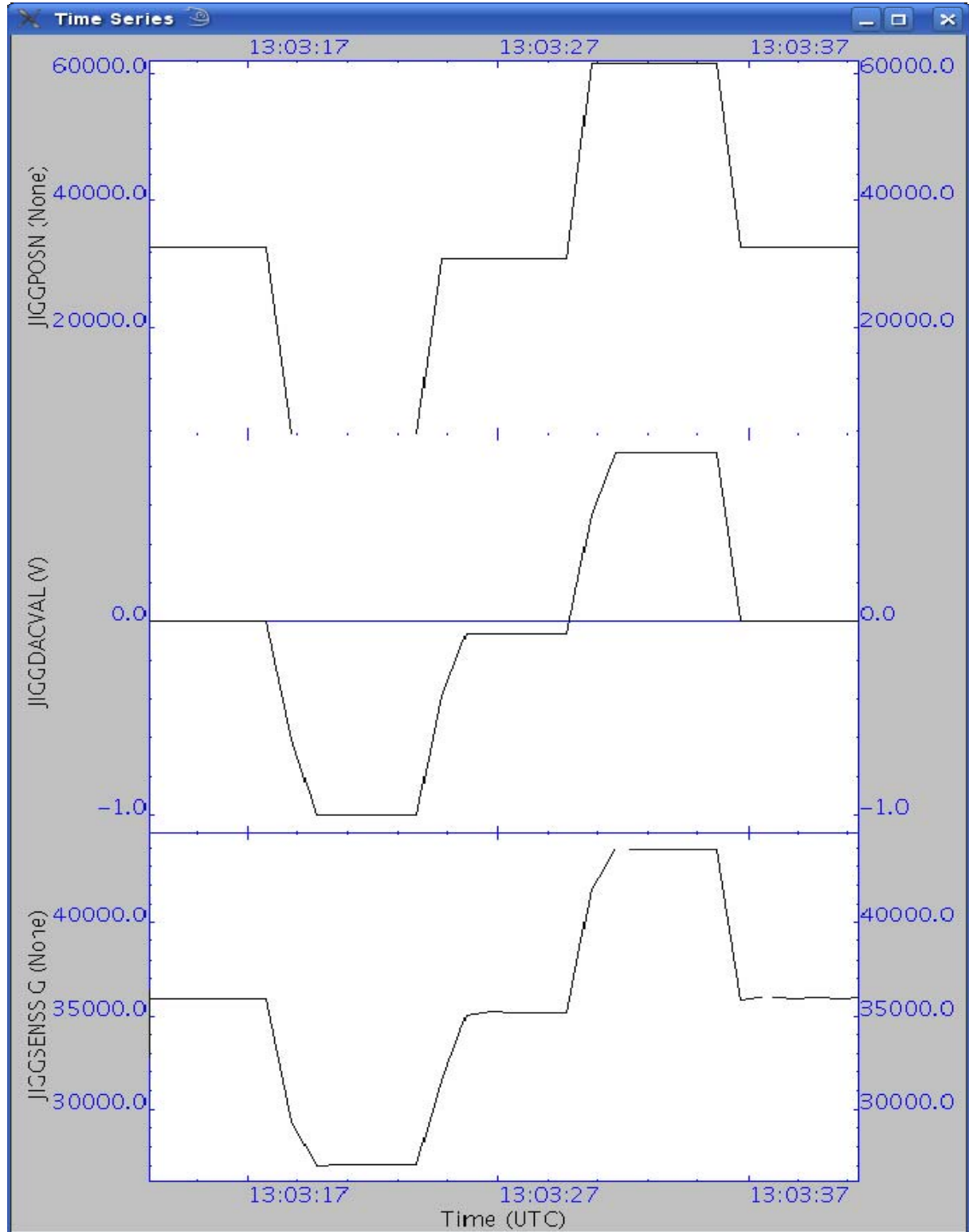
S.D.Sidher, Polehampton, E.T. & A.Dowell

Ref: SPIRE-RAL-REP-002968
Issue: 1.0
Date: 26/09/2007
Page: 33 of 87

Start time @: 13:02
OBSID: 0xb0000236

Comments:

The BSM moved along the jiggle axis in the same direction as expected.





SPIRE Document

**IST WARM FUNCTIONAL TEST REPORT I –
Redundant Side**

S.D.Sidher, Polehampton, E.T. & A.Dowell

Ref:	SPIRE-RAL-REP-002968
Issue:	1.0
Date:	26/09/2007
Page:	34 of 87

4.16 FUNC-BSM-03: BSM Open Loop Dynamics Check

Test Id:	FUNC-BSM-03: BSM Open Loop Dynamics Test
Initial Configuration:	DRCU_ON + AC/DC thermometry ON +MCU ON + BSM ON (open loop)
Final Configuration:	DRCU_ON + AC/DC thermometry ON +MCU ON + BSM ON (open loop)
Success Criteria:	Test passed if the chop sensor signal evolves in the same way as the positions set.(i.e if (pos1 > pos2 → sig1 > sig2) for each jiggle position. Note: During warm tests the voltages on both chop and jiggle motors are likely to be saturated (CHOP/JIGGMOTORVOLT RAW values of ~ 0xFFFF) due to the high resistance of the motor coil at ambient temperature.

Test Procedure

Step#	Action	Comments
1	On QLA open up a time series display of HK parameters: CHOPPOSN CHOPDACVAL CHOPMOTORCURRE CHOPSENSSIG CHOPMOTORVOLT JIGGPOSN JIGGDACVAL JIGGMOTORCURRE JIGGSENSSIG JIGGMOTORVOLT	
2	Run FUNC-BSM-03 test procedure from the CCS	
3	Contingency: If test fails repeat step 2.	

Test Log:

Test Id	Key Parameter(s)	Expected Value Before/After	Actual Value Before/After	Nb. of frames received	Test Result
FUNC-BSM-03				N/A	Success



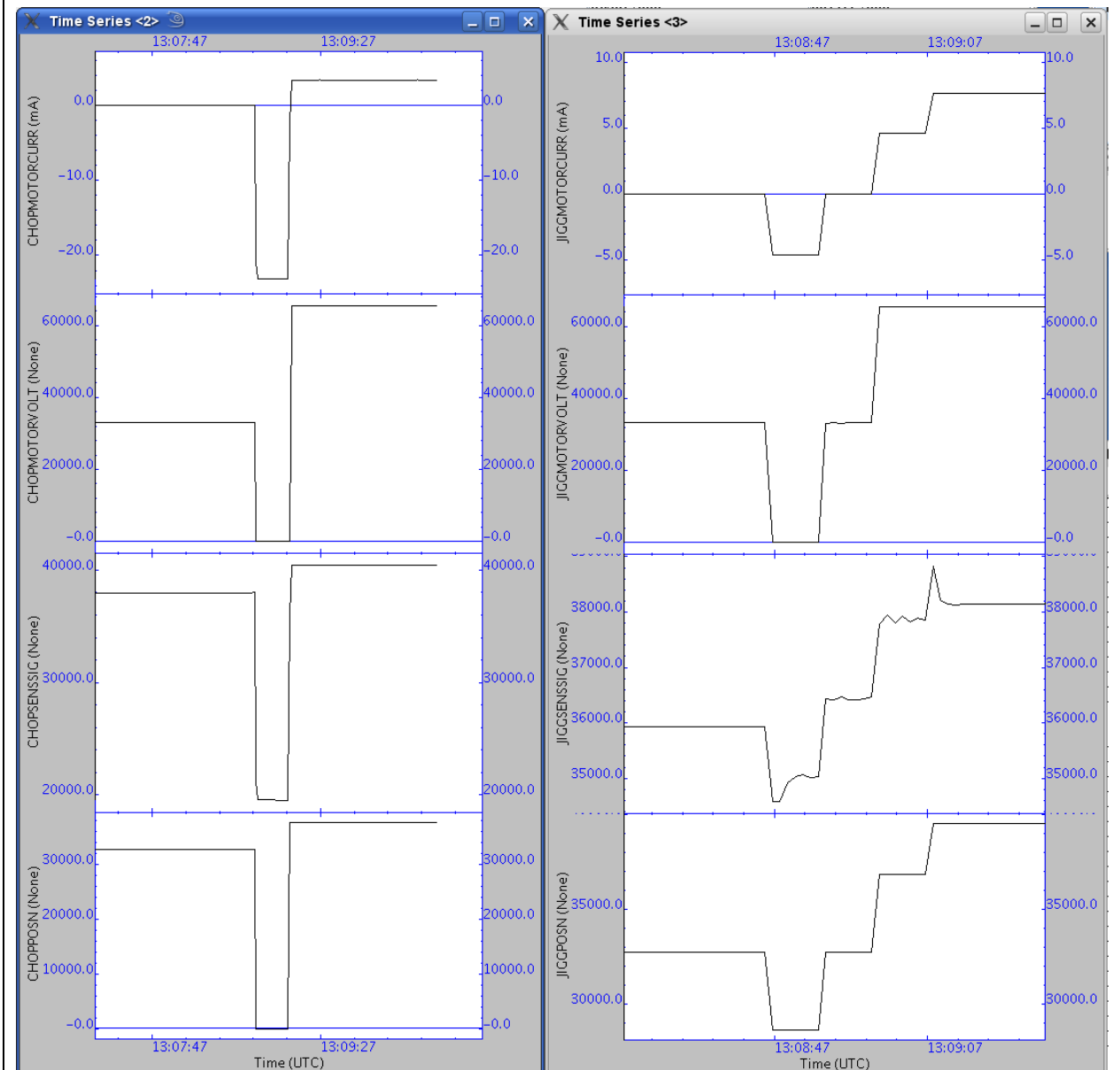
Start time @: 13:07
OBSID: 0xb0000237

Comments: The chop & jiggle parameters in the CUS script are (not the same as for ILT):

Chop Start/End/Step: 0x7000/0x9000/0x1000 delay 2s
Jiggle Start/End/Step 0x0000/0x1000/0xf000 delay 5s

MCUFRAMECNT: 6887 -> 8713

Jiggle position as given by senssig shows going to position then coming back as the chop position is stepped. This is due to the coupling between the axes.





SPIRE Document

**IST WARM FUNCTIONAL TEST REPORT I –
Redundant Side
S.D.Sidher, Polehampton, E.T. & A.Dowell**

Ref:	SPIRE-RAL-REP-002968
Issue:	1.0
Date:	26/09/2007
Page:	36 of 87

4.17 FUNC-BSM-05A: BSM Open Loop Chop Test

Test Id:	FUNC-BSM-05A: Open Loop Chop Test
Initial Configuration:	DRCU_ON + AC/DC thermometry ON +MCU ON + BSM ON (open loop)
Final Configuration:	DRCU_ON + AC/DC thermometry ON +MCU ON + BSM ON (open loop)
Success Criteria:	Note: The purpose of this test is to check the correctness of the BSM open loop chop test

Test Procedure

Step#	Action	Comments
1	On QLA open up a time series display of HK parameters: BSMCHOPSENSSIG BSMCHOPMOTORCURRE BSMCHOPMOTORVOLT BSMJIGGSENSSIG BSMJIGGMOTORCURRE BSMJIGGMOTORVOLT	
2	Run FUNC-BSM-05A test procedure from the CCS	
3	Contingency: None contemplated.	

Test Log:

Test Id	Key Parameter(s)	Expected Value Before/After	Actual Value Before/After	Nb. of frames received	Test Result
FUNC-BSM-05A				N/A	Success



SPIRE Document

IST WARM FUNCTIONAL TEST REPORT I – Redundant Side

S.D.Sidher, Polehampton, E.T. & A.Dowell

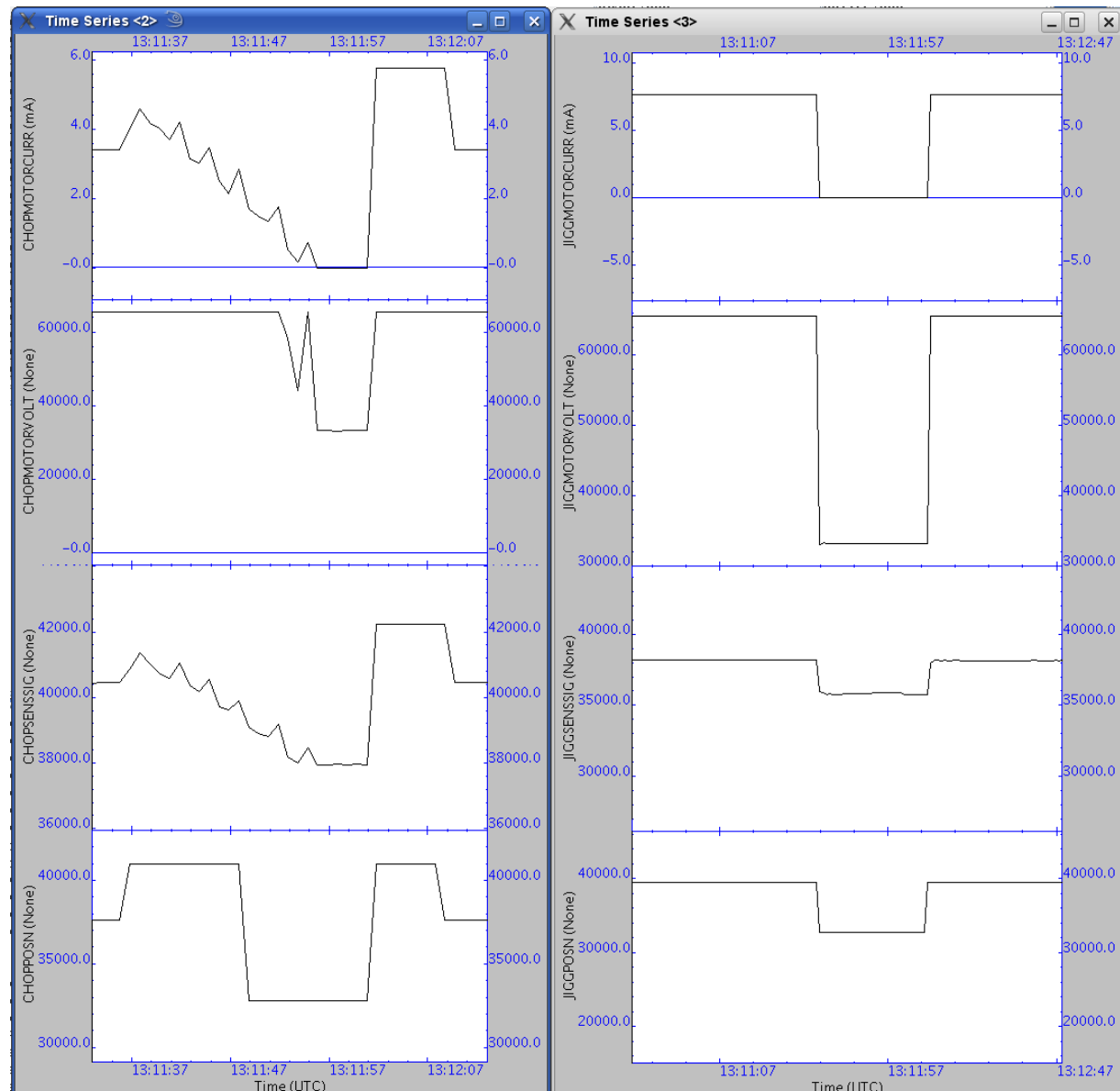
Ref:	SPIRE-RAL-REP-002968
Issue:	1.0
Date:	26/09/2007
Page:	37 of 87

Start time @: 13:10
OBSID: 0xb0000238

Comments:

Input Parameter	Value
Frame rate	125 Hz
On source chop	0xa000
On source jiggle	0x8000
Off source chop	0x8000
Off source chop	0x8000
Number of cycles	50
Chop cycle period	500000 (us)
DCU frame type	0
Number of DCU frame per half cycle	4
DCU delay to start sampling	34959 (us)
Number of BSM samples	31 = continuous sampling

QLA plot:





SPIRE Document

**IST WARM FUNCTIONAL TEST REPORT I –
Redundant Side**

S.D.Sidher, Polehampton, E.T. & A.Dowell

Ref:	SPIRE-RAL-REP-002968
Issue:	1.0
Date:	26/09/2007
Page:	38 of 87

4.18 FUNC-BSM-05B: BSM Closed Loop Chop Test

Test Id:	FUNC-BSM-05B: BSM Closed Loop Chop Test
Initial Configuration:	DRCU_ON + AC/DC thermometry ON +MCU ON + BSM ON (open loop)
Final Configuration:	DRCU_ON + AC/DC thermometry ON +MCU ON + BSM ON (open loop)
Success Criteria:	<p>Note: The purpose of this test is to check the correctness of the BSM close loop initialisation procedure and the default PID parameters</p> <p>If the dynamical behaviour of the BSM during chopping with these PID parameters is close or within requirements this indicates that the PID parameters used can be applied to cold testing with certain adjustment. If NOT these indicates that the PID parameters need further tuning BUT NOT TO BE DONE DURING THESE TEST.</p> <p>In any case the success/fail criteria are NOT applicable for this test.</p>

Test Procedure

Step#	Action	Comments
1	On QLA open up a time series display of HK parameters: BSMCHOPSENSSIG BSMCHOPMOTORCURRE BSMCHOPMOTORVOLT BSMJIGGSENSSIG BSMJIGGMOTORCURRE BSMJIGGMOTORVOLT	

Test Log:

Test Id	Key Parameter(s)	Expected Value Before/After	Actual Value Before/After	Nb. of frames received	Test Result
FUNC-BSM-05B				N/A	N/A



SPIRE Document

IST WARM FUNCTIONAL TEST REPORT I – Redundant Side

S.D.Sidher, Polehampton, E.T. & A.Dowell

Ref: SPIRE-RAL-REP-002968
Issue: 1.0
Date: 26/09/2007
Page: 39 of 87

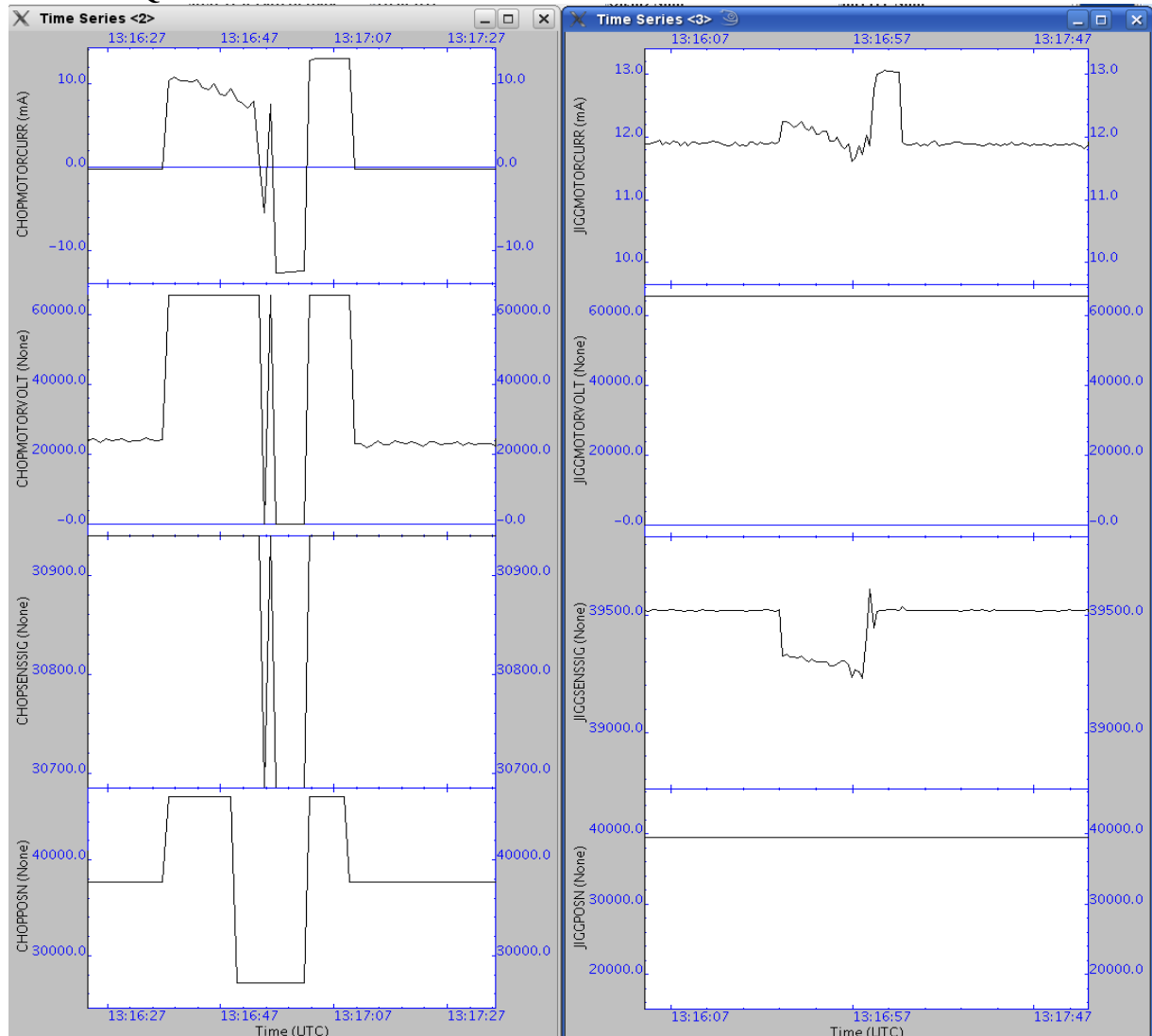
Comments:

13:13 BSM_INIT
OBSID:0xb000239
CHOPLOOPMODE 3 to 1
JIGGLOOPMODE 3 to 1

13:14 BSM-05B
OBSID:0xb00023a

Input Parameter	Value
Frame rate	125 Hz
On source chop	0xb600
On source jiggle	0x9a60
Off source chop	0x6a28
Off source jiggle	0x9a60
Number of cycles	50
Chop cycle period	500000 (us)
DCU frame type	0
Number of DCU frame per half cycle	4
DCU delay to start sampling	34959 (us)
Number of BSM samples	31 = continuous sampling

Plots from QLA for 0xb00023a:





SPIRE Document

**IST WARM FUNCTIONAL TEST REPORT I –
Redundant Side
S.D.Sidher, Polehampton, E.T. & A.Dowell**

Ref:	SPIRE-RAL-REP-002968
Issue:	1.0
Date:	26/09/2007
Page:	40 of 87

4.19 FUNC-BSM-06: BSM Operational Mode Check

Test Id:	FUNC-BSM-05B: BSM Operational Mode Check
Initial Configuration:	DRCU_ON + AC/DC thermometry ON +MCU ON + BSM ON (open loop)
Final Configuration:	DRCU_ON + AC/DC thermometry ON +MCU ON + BSM ON (open loop)
Success Criteria:	Note: The purpose of this test is to check the operational behaviour of the BSM in closed loop.

Test Procedure

Step#	Action	Comments
1	On QLA open up a time series display of HK parameters: BSMCHOPSENSSIG BSMCHOPMOTORCURRE BSMCHOPMOTORVOLT BSMJIGSENSSIG BSMJIGMOTORCURRE BSMJIGMOTORVOLT	

Test Log:

Test Id	Key Parameter(s)	Expected Value Before/After	Actual Value Before/After	Nb. of frames received	Test Result
FUNC-BSM-06				N/A	Success



SPIRE Document

IST WARM FUNCTIONAL TEST REPORT I – Redundant Side

S.D.Sidher, Polehampton, E.T. & A.Dowell

Ref:	SPIRE-RAL-REP-002968
Issue:	1.0
Date:	26/09/2007
Page:	41 of 87

Start time @: 13:18

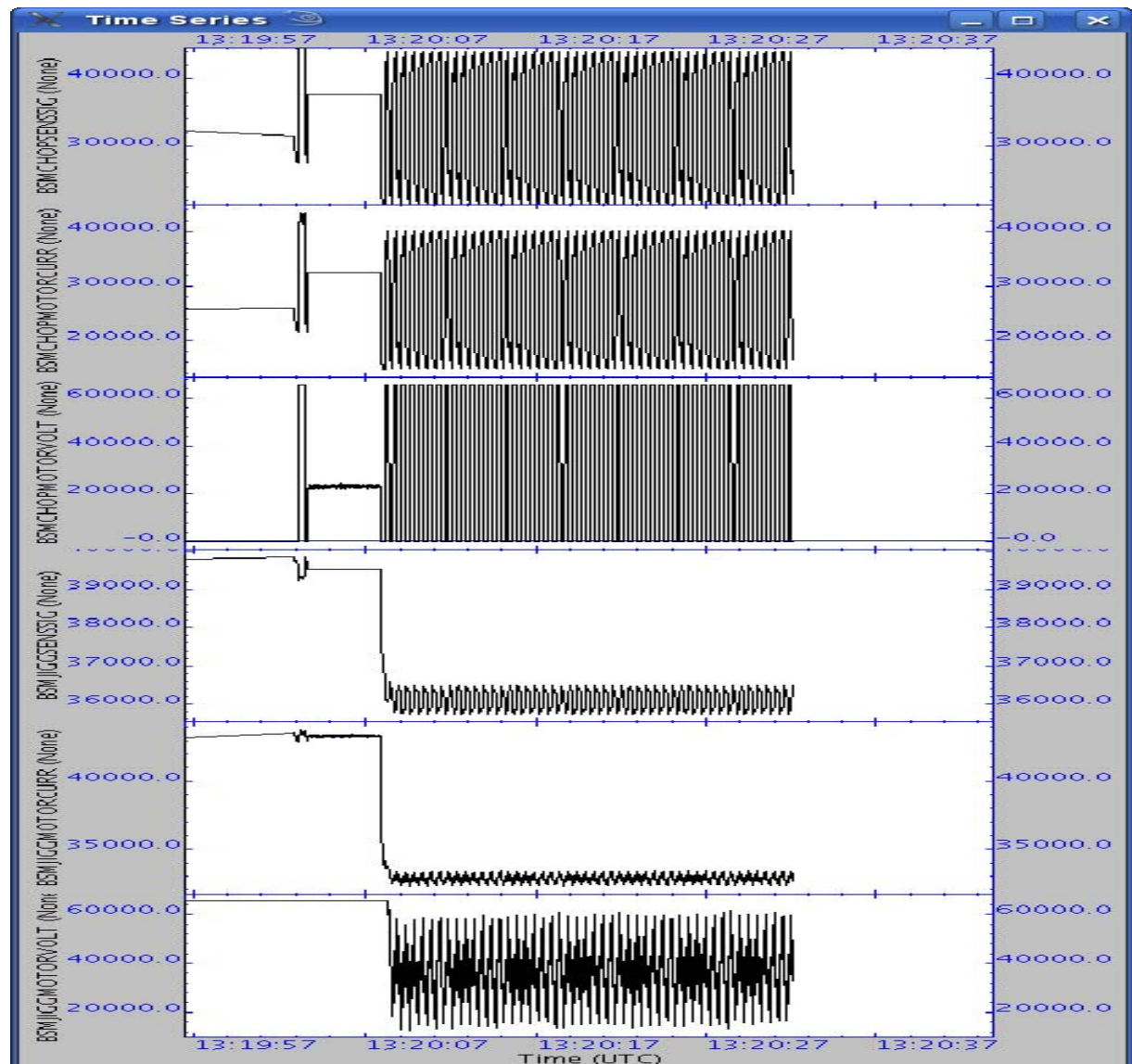
OBSID:0xb000023b

Comments:

CUS input parameters:

Input Parameter	Value
Frame rate	125 Hz
On source chop	0x5279
On source jiggle	0x8D00
Off source chop	0xAD87
Off source chop	0x8D00
Number of cycles	50
Chop cycle period	500000 (us)
DCU frame type	0
Number of DCU frame per half cycle	4
DCU delay to start sampling	34959 (us)
Number of BSM samples	65535 = continuous sampling

Output from QLA script for BSM-06:





SPIRE Document

Ref: SPIRE-RAL-REP-002968
Issue: 1.0
Date: 26/09/2007
Page: 42 of 87

**IST WARM FUNCTIONAL TEST REPORT I –
 Redundant Side
 S.D.Sidher, Polehampton, E.T. & A.Dowell**

BSM_OFF:

Start time @: 13:27

OBSID:0xb000023c

CHOP/JIGGLOOPMODE 1 to 3

CHOP/JIGGSENSPWR: 1 to 0

Step#	Action	Comments
0	Open DCU PARAMETERS SCOS Alpha Numeric Display	

4.20 FUNC-DCU-01: DCU Nominal Science Packet Generation Check

Test Id:	FUNC-DCU-01: DCU Nominal Science Packet Generation Check																																																														
Initial Configuration:	DRCU_ON + AC/DC thermometry ON+MCU ON																																																														
Final Configuration:	DRCU_ON + AC/DC thermometry ON+MCU ON																																																														
Success Criteria:	Test passed if: 1. DCU produces each type of DCU nominal science frame with the following characteristics. <table border="1" style="width:100%; border-collapse: collapse;"> <thead> <tr> <th>APID</th> <th>Type</th> <th>S.type</th> <th>SID</th> <th>Frame ID</th> <th>Frame type</th> <th>Nb. Of frames</th> <th>Nb. of pkts.</th> </tr> </thead> <tbody> <tr> <td align="center">0x505</td> <td align="center">21</td> <td align="center">1</td> <td align="center">0x200</td> <td align="center">0</td> <td align="center">PF</td> <td align="center">100</td> <td align="center">100</td> </tr> <tr> <td align="center">0x507</td> <td align="center">21</td> <td align="center">1</td> <td align="center">0x201</td> <td align="center">1</td> <td align="center">SF</td> <td align="center">100</td> <td align="center">17</td> </tr> <tr> <td align="center">0x505</td> <td align="center">21</td> <td align="center">2</td> <td align="center">0x102</td> <td align="center">2</td> <td align="center">PSW</td> <td align="center">100</td> <td align="center">34</td> </tr> <tr> <td align="center">0x505</td> <td align="center">21</td> <td align="center">2</td> <td align="center">0x103</td> <td align="center">3</td> <td align="center">PMW</td> <td align="center">100</td> <td align="center">25</td> </tr> <tr> <td align="center">0x505</td> <td align="center">21</td> <td align="center">2</td> <td align="center">0x104</td> <td align="center">4</td> <td align="center">PLW</td> <td align="center">100</td> <td align="center">12</td> </tr> <tr> <td align="center">0x507</td> <td align="center">21</td> <td align="center">2</td> <td align="center">0x105</td> <td align="center">5</td> <td align="center">SSW</td> <td align="center">100</td> <td align="center">12</td> </tr> </tbody> </table>							APID	Type	S.type	SID	Frame ID	Frame type	Nb. Of frames	Nb. of pkts.	0x505	21	1	0x200	0	PF	100	100	0x507	21	1	0x201	1	SF	100	17	0x505	21	2	0x102	2	PSW	100	34	0x505	21	2	0x103	3	PMW	100	25	0x505	21	2	0x104	4	PLW	100	12	0x507	21	2	0x105	5	SSW	100	12
APID	Type	S.type	SID	Frame ID	Frame type	Nb. Of frames	Nb. of pkts.																																																								
0x505	21	1	0x200	0	PF	100	100																																																								
0x507	21	1	0x201	1	SF	100	17																																																								
0x505	21	2	0x102	2	PSW	100	34																																																								
0x505	21	2	0x103	3	PMW	100	25																																																								
0x505	21	2	0x104	4	PLW	100	12																																																								
0x507	21	2	0x105	5	SSW	100	12																																																								



SPIRE Document

Ref: SPIRE-RAL-REP-002968
Issue: 1.0
Date: 26/09/2007
Page: 43 of 87

**IST WARM FUNCTIONAL TEST REPORT I –
 Redundant Side**

S.D.Sidher, Polehampton, E.T. & A.Dowell

	0x507	21	2	0x106	6	SLW	100	7
<p>2. The frame time difference between consecutive DCU frames of each type corresponds to the sampling rate. Photometer Sampling rate is 15.3Hz → Δt ~ 65.5 ms Spectrometer Sampling rate is 80Hz → Δt = 12.5 ms</p> <p>3. The SPIRE HK parameter DCUFRAMECNT increments by 700.</p> <p>4. No events are generated during the frames generation.</p>								

Test Procedure:

Step#	Action	Comments
1	Write the current value of DCUFRAMECNT located d in DCU PARAMETERS AND	
2	Run FUNC-DCU-01 test procedure from the CCS	
3	Write the current value of DCUFRAMECNT located d in DCU PARAMETERS AND	
4	Contingency: If test fails repeat steps 1 to 3.	

Test Log:

Test Id	Key Parameter(s)	Expected Value Before/After	Actual Value Before/After	Nb. of frames received	Test Result
FUNC-DCU-01	DCUFRAMECNT	n/n+700 n depends on the BSM chop operations on FUNC-BSM-05A/05B/06	1200 / 1900	700	Success

Start time @: 13:41
OBSID:0xb000023d

Comments: CCS cannot carry out step 2 of the DCU-01 as they cannot see science packets on their system in the new version

QLA created file QLA-DCU-01_B000023D.txt:

```
*****
*****
PHOTF: OBSID = B000023D, BBTYPE = 0x8800, APID = 0x505, SID = 0x200
-----
Parameter      Initial      Final      Increment Expect Incre. Packet Chars.
DCUFRAMECNT    1200         1300         100         100         Packet type = 0x15
TM3N           1199         1299         100         100         subtype = 0x1
FrameTime      65.2288      65.2256
                                           Frame ID = 0x0
                                           Frame Len = 0x126
STATISTICS ON TIME BETWEEN RECEPTION OF 2 CONSECUTIVE FRAMES:
mean = 65.22713 ms
sigma = 0.00161 ms
```



SPIRE Document

Ref: SPIRE-RAL-REP-002968
Issue: 1.0
Date: 26/09/2007
Page: 44 of 87

**IST WARM FUNCTIONAL TEST REPORT I –
 Redundant Side
 S.D.Sidher, Polehampton, E.T. & A.Dowell**

 PHOTSW: OBSID = B000023D, BBTYP E = 0x8802, APID = 0x505, SID = 0x102

Parameter	Initial	Final	Increment	Expect	Incre.	Packet Chars.
DCUFRAMECNT	1300	1400	100	100		Packet type = 0x15
TM3N	1299	1333	34	34		subtype = 0x2
FrameTime	65.2256	65.2256				Frame ID = 0x2 Frame Len = 0x96

STATISTICS ON TIME BETWEEN RECEPTION OF 2 CONSECUTIVE FRAMES:
 mean = 65.22713 ms
 sigma = 0.00161 ms

 PHOTMW: OBSID = B000023D, BBTYP E = 0x8803, APID = 0x505, SID = 0x103

Parameter	Initial	Final	Increment	Expect	Incre.	Packet Chars.
DCUFRAMECNT	1400	1500	100	100		Packet type = 0x15
TM3N	1333	1358	25	25		subtype = 0x2
FrameTime	65.2256	65.2256				Frame ID = 0x3 Frame Len = 0x66

STATISTICS ON TIME BETWEEN RECEPTION OF 2 CONSECUTIVE FRAMES:
 mean = 65.22711 ms
 sigma = 0.00161 ms

 PHOTLW: OBSID = B000023D, BBTYP E = 0x8804, APID = 0x505, SID = 0x104

Parameter	Initial	Final	Increment	Expect	Incre.	Packet Chars.
DCUFRAMECNT	1500	1600	100	100		Packet type = 0x15
TM3N	1358	1370	12	12		subtype = 0x2
FrameTime	65.2288	65.2288				Frame ID = 0x4 Frame Len = 0x36

STATISTICS ON TIME BETWEEN RECEPTION OF 2 CONSECUTIVE FRAMES:
 mean = 65.22714 ms
 sigma = 0.00161 ms

 SPECF: OBSID = B000023D, BBTYP E = 0x8801, APID = 0x507, SID = 0x201

Parameter	Initial	Final	Increment	Expect	Incre.	Packet Chars.
DCUFRAMECNT	1600	1700	100	100		Packet type = 0x15
TM4N	16383	16	16	17		subtype = 0x1
FrameTime	12.4928	12.4928				Frame ID = 0x1 Frame Len = 0x4E

STATISTICS ON TIME BETWEEN RECEPTION OF 2 CONSECUTIVE FRAMES:
 mean = 12.49250 ms
 sigma = 0.00095 ms

 SPECSW: OBSID = B000023D, BBTYP E = 0x8805, APID = 0x507, SID = 0x105

Parameter	Initial	Final	Increment	Expect	Incre.	Packet Chars.
DCUFRAMECNT	1700	1800	100	100		Packet type = 0x15
TM4N	16	28	12	12		subtype = 0x2
FrameTime	12.4896	12.4928				Frame ID = 0x5 Frame Len = 0x36

STATISTICS ON TIME BETWEEN RECEPTION OF 2 CONSECUTIVE FRAMES:



SPIRE Document

**IST WARM FUNCTIONAL TEST REPORT I –
Redundant Side**

S.D.Sidher, Polehampton, E.T. & A.Dowell

Ref: SPIRE-RAL-REP-002968
Issue: 1.0
Date: 26/09/2007
Page: 45 of 87

mean = 12.49248 ms
sigma = 0.00097 ms

SPECLW: OBSID = B000023D, BBTYPE = 0x8806, APID = 0x507, SID = 0x106

Parameter	Initial	Final	Increment	Expect	Incre.	Packet Chars.
DCUFRAMECNT	1800	1900	100	100		Packet type = 0x15
TM4N	28	35	7	7		subtype = 0x2
FrameTime	12.4928	12.4928				Frame ID = 0x6 Frame Len = 0x1E

STATISTICS ON TIME BETWEEN RECEPTION OF 2 CONSECUTIVE FRAMES:

mean = 12.49248 ms
sigma = 0.00098 ms



SPIRE Document

**IST WARM FUNCTIONAL TEST REPORT I –
Redundant Side
S.D.Sidher, Polehampton, E.T. & A.Dowell**

Ref:	SPIRE-RAL-REP-002968
Issue:	1.0
Date:	26/09/2007
Page:	46 of 87

4.21 FUNC-DCU-02: DCU High Speed Link Check

Test Id:	FUNC-DCU-02: DCU High Speed Link Check
Initial Configuration:	DRCU_ON + AC/DC thermometry ON+MCU ON
Final Configuration:	DRCU_ON + AC/DC thermometry ON+MCU ON
Success Criteria:	<p>Test passed if DCUFRAMECNT goes from 700 to 1400 and the frametime difference between consecutive frames computed by QLA script is in agreement with the expected differences based on commanded sampling rate:</p> <ol style="list-style-type: none"> 1. Photometer Sampling rate is 15.3Hz → Δt ~ 65.5 ms 2. Spectrometer Sampling rate is 80Hz → Δt = 12.5 ms

Test Procedure:

Step#	Action	Comments
1	Write the current value of DCUFRAMECNT located d in DCU PARAMETERS AND	
2	Run QLA script FUNC-DCU-02.py on QLA console.	
3	Run FUNC-DCU-02 test procedure from the CCS	
4	Write the current value of DCUFRAMECNT located d in DCU PARAMETERS AND	
5	Contingency: If test fails repeat steps 1 to 4.	

Test Log:

Test Id	Key Parameter(s)	Expected Value Before/After	Actual Value Before/After	Nb. of frames received	Test Result
FUNC-DCU-02	DCUFRAMECNT	m/m+700	1900 / 2600	700	Success

Start time @: 13:44
OBSID:0xb000023e

Comments:

QLA script produced 7 files, QLA-DCU-02_B000023E_800<n>.txt – where n=0 to 6

Contents of QLA created files show sampling times to be consistent with CUS input parameters entered for sampling frequencies of photometer ~15.3Hz (Δt ~ 65.5 ms) and spectrometer 80Hz Δt ~ 12.5 ms.



SPIRE Document

Ref:	SPIRE-RAL-REP-002968
Issue:	1.0
Date:	26/09/2007
Page:	47 of 87

**IST WARM FUNCTIONAL TEST REPORT I –
Redundant Side**

S.D.Sidher, Polehampton, E.T. & A.Dowell

4.22 FUNC-DCU-03: DCU Test Pattern Check

Test Id:	FUNC-DCU-03: DCU Test Pattern Check
Initial Configuration:	DRCU_ON + AC/DC thermometry ON+MCU ON
Final Configuration:	DRCU_ON + AC/DC thermometry ON+MCU ON
Success Criteria:	Test passed if : <ol style="list-style-type: none"> DCU produces 100 frames of Full Photometer Test Pattern and 100 frame of Full Spectrometer Test Pattern test. QLA analysis shows that phot/spec test patterns are the same as the reference phot/spec test patterns.

Test Procedure:

Step#	Action	Comments
1	Write the current value of DCUFRAMECNT located d in DCU PARAMETERS AND	
2	Run QLA script FUNC-DCU-03.py on QLA console.	
3	Run FUNC-DCU-03 test procedure from the CCS	
4	Write the current value of DCUFRAMECNT located d in DCU PARAMETERS AND	
5	Contingency: If test fails repeat steps 1 to 4.	

Test Log:

Test Id	Key Parameter(s)	Expected Value Before/After	Actual Value Before/After	Nb. of frames received	Test Result
FUNC-DCU-03	DCUFRAMECNT	j/j+200	2600 / 2800	200	Success for PF Failure for SF

Start time @: 13:50

OBSID:0xb000023f

Comments:

File produced by QLA:

QLA-DCU-03_B000023F_8807.txt – DCU Photometer Test Pattern

Test pattern file show agreement with reference DCU test pattern file

No SF Test pattern data produced.

No SF Test pattern data produced. Problem traced to missing DCU frame generation command in the script – compliant with AVM (DRCU simulator) but not for the FM DRCU. Raised SPIRE system problem report SPR-0623 on CUS script.



SPIRE Document

Ref:	SPIRE-RAL-REP-002968
Issue:	1.0
Date:	26/09/2007
Page:	48 of 87

**IST WARM FUNCTIONAL TEST REPORT I –
Redundant Side
S.D.Sidher, Polehampton, E.T. & A.Dowell**

4.23 FUNC-DCU-04-PHOT: Photometer LIAs Check

Test Id:	FUNC-DCU-04P: Photometer LIAs Check
Initial Configuration:	DRCU_ON + AC/DC thermometry ON+MCU ON
Final Configuration:	DRCU_ON + AC/DC thermometry ON+MCU ON + Photometer LIAs ON
Success Criteria:	Test passed if : <ol style="list-style-type: none"> 1. SCUDCDCSTAT parameter goes from 4 to 5. 2. Photometer LIA card voltages are showing correct readings of +5V,+9V,-9V. 3. Photometer LIA temperatures show an increase indicating that they are ON.

Test Procedure:

Step#	Action	Comments
1	On QLA bring up a time series display of the HK parameters: PLIAP5V PLIAP9V PLIAM9V LIAP1/2/3/4/5/6/7/8/9TEMP	
2	Run FUNC-DCU-04-PHOT test procedure from the CCS	
5	Contingency: If test fails repeat steps 1 and 2.	

Test Log:

Test Id	Key Parameter(s)	Expected Value Before/After	Actual Value Before/After	Nb. of frames received	Test Result
FUNC-DCU-04-PHOT	SCUDCDCSTAT PLIAP5V PLIAP9V PLIAM9V LIAP1TEMP to LIAP9TEMP	4/5 0/~ +5V 0/~+11V 0/~-11V N/A/ [290-300]K	4/5 0/+5.24V 0/+11.59V 0/-11.58V ~295/warming up		Success



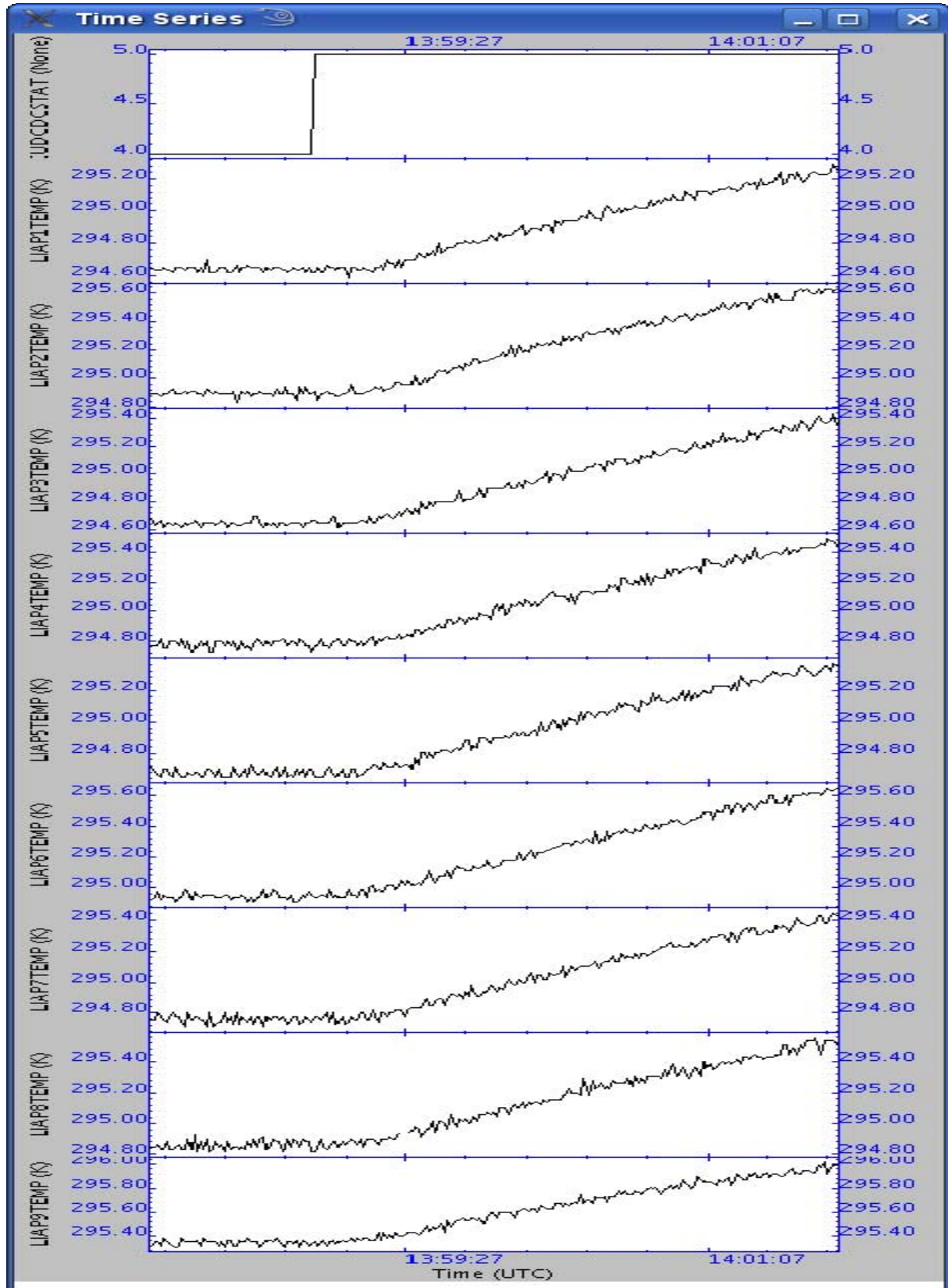
SPIRE Document

IST WARM FUNCTIONAL TEST REPORT I –
Redundant Side
S.D.Sidher, Polehampton, E.T. & A.Dowell

Ref: SPIRE-RAL-REP-002968
Issue: 1.0
Date: 26/09/2007
Page: 49 of 87

Start time @: 13:58
OBSID:0xb0000240

Comments: PLIABITSTAT 0 to 1
Photometer LIAs switched on OK
Output plot from QLA script:





SPIRE Document

Ref:	SPIRE-RAL-REP-002968
Issue:	1.0
Date:	26/09/2007
Page:	50 of 87

**IST WARM FUNCTIONAL TEST REPORT I –
Redundant Side
S.D.Sidher, Polehampton, E.T. & A.Dowell**

4.24 FUNC-DCU-11-PHOT: Photometer BDAs Switch ON Check

Test Id:	FUNC-DCU-11-PHOT: Photometer BDAs Switch ON Check
Initial Configuration:	DRCU_ON + AC/DC thermometry ON+MCU ON+ Photometer LIAs ON
Final Configuration:	DRCU_ON + AC/DC thermometry ON+MCU ON+ Photometer LIAs ON + Photometer BIAS ON +Photometer JFETs ON
Success Criteria:	Test passed if Photometer JFET source and drain voltages are as commanded: <ol style="list-style-type: none"> 1. PSWJFETVSS1/2/3/4/5/6 2. PMLWJFETVSS1/2/3/ 3. PSWJFETSTAT = 0x3F 4. PMLWJFETSTAT = 0x7F

Test Procedure:

Step#	Action	Comments
1	Run FUNC-DCU-11-PHOT test procedure	
2	After the test Write the values RAW and converted values of: PSWJFETSTAT,PMLWJFETSTAT, PSWJFET1/2/3/4/5/6V PMWJFET1/2/3/4V PLWJFET1/2V located in DCU PARAMETERS AND	
3	Contingency: If test fails repeat steps 1 and 2.	

Test Log:

Test Id	Key Parameter(s)	Expected Value Before/After	Actual Value Before/After	Nb. of frames received	Test Result
FUNC-DCU-11P	PSWJFETSTAT PMLWJFETSTAT PSWJFET1/2/3/4/5/6V PMWJFET1/2/3/4V PLWJFET1/2V	0/0x3f 0/0x7f 0V/~-1.5V 0V/~-1.5V 0V/~-1.5V	0/0x03f 0/0x07f See comments	N/A	Pass



SPIRE Document

Ref:	SPIRE-RAL-REP-002968
Issue:	1.0
Date:	26/09/2007
Page:	51 of 87

**IST WARM FUNCTIONAL TEST REPORT I –
Redundant Side
S.D.Sidher, Polehampton, E.T. & A.Dowell**

Start time @: 14:02
End time @:
OBSID:0xb0000241

Comments:

The Vss values for the JFETs were the ones optimised during the PFM5 cold test campaign, i.e.

PSWJFET1V: -1.68V
PSWJFET2V: -1.59V
PSWJFET3V: -1.59V
PSWJFET4V: -1.68V
PSWJFET5V: -1.78V
PSWJFET6V: -1.68V

PMWJFET1V: -1.68V
PMWJFET2V: -1.88V
PMWJFET3V: -1.59V
PMWJFET4V: -1.88V

PLWJFET1V: -1.78V
PLWJFET2V: -1.59V

TCJFETV: -1.49V

The PSW, PMW and PLW arrays on QLA are all black because the bias amplitudes are not nominal at switch. DCU data were generated.

4.25 FUNC-DCU-13-PHOT: Photometer BDAs Integrity Check

Test Id:	FUNC-DCU-13P: Photometer BDAs Integrity Check
Initial Configuration:	DRCU_ON + AC/DC thermometry ON+MCU ON+ Photometer LIAs ON + Photometer BIAS ON +Photometer JFETs ON
Final Configuration:	DRCU_ON + AC/DC thermometry ON+MCU ON+ Photometer LIAs ON + Photometer BIAS ON +Photometer JFETs ON
Success Criteria:	Test passed if : The photometer detectors show a small linear variation on the output voltage when different bias is applied through the load curve.

Test Procedure:

Step#	Action	Comments
1	On QLA bring up a time series display of a couple of pixels on each of the photometer BDAs	
2	Run FUNC-DCU-13-PHOT test procedure from the CCS	
3	Contingency: If test fails repeat step 1 and 2.	



SPIRE Document

Ref:	SPIRE-RAL-REP-002968
Issue:	1.0
Date:	26/09/2007
Page:	52 of 87

**IST WARM FUNCTIONAL TEST REPORT I –
Redundant Side
S.D.Sidher, Polehampton, E.T. & A.Dowell**

Test Log:

Test Id	Key Parameter(s)	Expected Value Before/After	Actual Value Before/After	Nb. of frames received	Test Result
FUNC-DCU-13-PHOT				N/A	Partial success

Start time @: 14:07

End time @:

OBSID:0xb0000242

Comments:

Bias Freq is ~200Hz

Science TM seen on Packet Display ~30-45 seconds before the QLA Photometer Displays – may or may not be a problem

All the BDA phases were wrongly set to 0 in the script.

The defaults in the CUS script need to be changed – no change necessary in the CCS script.

Raised SPIRE system change report SCR-0621 on CUS scripts.

QLA load curve plots in Annexe 2.

Array Dead Pixels (TBC)

PSW R1, G8, and C12

PMW R1

PLW R1

Photometer detector settings at the end of the test:

Bias F: ~197.3 Hz

Samp F: 15.1 Hz

Phases: all zero

Biases are 31mV,

TC BIAS: ~61mV



SPIRE Document

**IST WARM FUNCTIONAL TEST REPORT I –
Redundant Side**

S.D.Sidher, Polehampton, E.T. & A.Dowell

Ref:	SPIRE-RAL-REP-002968
Issue:	1.0
Date:	26/09/2007
Page:	53 of 87

4.26 FUNC-DCU-14-PHOT: Photometer BDAs Noise Check

Test Id:	FUNC-DCU-14-PHOT: Photometer BDAs Noise Check
Initial Configuration:	DRCU_ON + AC/DC thermometry ON+MCU ON + Photometer LIAs ON + Photometer BIAS ON + Photometer JFETs ON
Final Configuration:	DRCU_ON + AC/DC thermometry ON+MCU ON + Photometer LIAs ON + Photometer BIAS ON + Photometer JFETs ON
Success Criteria:	Test passed if : The Photometer detectors don't show excess noise.

Test Procedure:

Step#	Action	Comments
1	Run FUNC-DCU-14-PHOT test procedure from the CCS	
2	Contingency: If test fails repeat step 1.	

Test Log:

Test Id	Key Parameter(s)	Expected Value Before/After	Actual Value Before/After	Nb. of frames received	Test Result
FUNC-DCU-14-PHOT				N/A	Partial success



SPIRE Document

IST WARM FUNCTIONAL TEST REPORT I –
Redundant Side

S.D.Sidher, Polehampton, E.T. & A.Dowell

Ref: SPIRE-RAL-REP-002968
Issue: 1.0
Date: 26/09/2007
Page: 54 of 87

Start time @: 14:25

OBSID:0xb0000243

Comments:

Detectors settings:

Bias frequency: 197.3Hz

Sampling frequency: 15.1 Hz

PSW phase: 0 deg

PMW phase: 0 deg

PLW phase: 0 deg

PSW bias : ~ 31mV

PMW bias : ~ 31mV

PLW bias : ~ 31mV

TC bias : ~ 61 mV

Duration of test: 5 minutes

Bias Freq settings at the end of test are not nominal

Post Test Comments: At the end of FUNC-DCU-13-PHOT the detector settings should have been set to nominal. But due to an error in the CUS script the phases remained zero and the bias & sampling frequencies remained non-nominal. Symptom of SCR-0621.

Switched off the Photometer:

PDET_OFF: 0xb0000244

Start time @: 14:30



SPIRE Document

**IST WARM FUNCTIONAL TEST REPORT I –
Redundant Side**

S.D.Sidher, Polehampton, E.T. & A.Dowell

Ref: SPIRE-RAL-REP-002968
Issue: 1.0
Date: 26/09/2007
Page: 55 of 87

4.27 FUNC-DCU-04-SPEC: Spectrometer LIAs Check

Test Id:	FUNC-DCU-04-SPEC: Spectrometer LIAs Check
Initial Configuration:	DRCU_ON + AC/DC thermometry ON+MCU ON
Final Configuration:	DRCU_ON + AC/DC thermometry ON+MCU ON + Spectrometer LIAs ON
Success Criteria:	Test passed if : <ol style="list-style-type: none"> SCUDCDCSTAT parameter goes from 4 to 6. Spectrometer LIA card voltages are showing correct readings of +5V,+9V,-9V. Spectrometer LIA temperatures show an increase indicating that they are ON.

Test Procedure:

Step#	Action	Comments
1	On QLA bring up a time series display of the HK parameters: SLIAP5V SLIAP9V SLIAM9V LIAS1/2/3TEMP	
2	Run FUNC-DCU-04-SPEC test procedure from the CCS	
5	Contingency: If test fails repeat steps 1 and 2.	

Test Log:

Test Id	Key Parameter(s)	Expected Value Before/After	Actual Value Before/After	Nb. of frames received	Test Result
FUNC-DCU-04-SPEC	SCUDCDCSTAT SLIAP5V SLIAP9V SLIAM9V LIAS1/2/3TEMP	4/6 0/~ +5V 0/~+11V 0/~-11V N/A/ [290-300]K	4/6 0.11 / 5.25 0.016/ 11.59 0.016/-11.57 /~297K warming up		Success



SPIRE Document

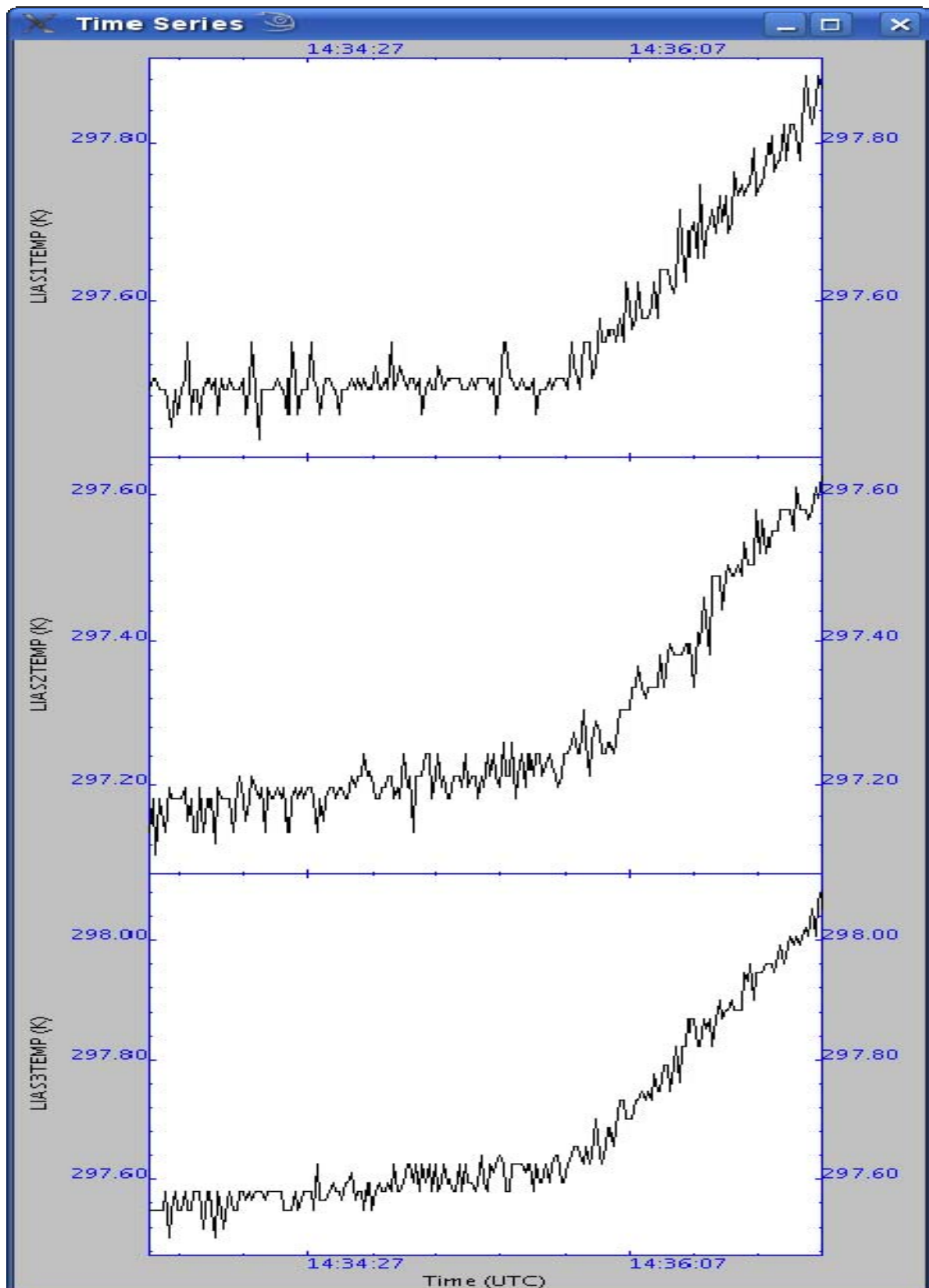
IST WARM FUNCTIONAL TEST REPORT I –
Redundant Side

S.D.Sidher, Polehampton, E.T. & A.Dowell

Ref: SPIRE-RAL-REP-002968
Issue: 1.0
Date: 26/09/2007
Page: 56 of 87

Start time @: 14:33
OBSID:0xb0000245

Comments: SLIABITSTAT 0 to 1
Spectrometer LIAs switched ON correctly





SPIRE Document

Ref: SPIRE-RAL-REP-002968
Issue: 1.0
Date: 26/09/2007
Page: 57 of 87

**IST WARM FUNCTIONAL TEST REPORT I –
 Redundant Side**

S.D.Sidher, Polehampton, E.T. & A.Dowell

4.28 FUNC-DCU-11-SPEC: Spectrometer BDAs Switch On Check

Test Id:	FUNC-DCU-11-SPEC: Spectrometer BDAs Switch On Check
Initial Configuration:	DRCU_ON + AC/DC thermometry ON+MCU ON + Spectrometer LIAs ON
Final Configuration:	DRCU_ON + AC/DC thermometry ON+MCU ON + Spectrometer LIAs ON + Spectrometer BIAS ON + Spectrometer JFETs ON
Success Criteria:	Test passed if SCUDCDCSTAT goes from 4 to 6, Spectrometer LIAs voltages are correct and SJFET voltages are also correct.

Test Procedure:

Step#	Action	Comments
1	Run FUNC-DCU-11-SPEC test procedure from the CCS	
2	After the test Write the values RAW and converted values of: LIASTAT SLIAP5V, SLIAP9V, SLIAM9V, SSWJFETSTAT,SLWJFETSTAT, SSWJFET1V,SLWJFET2V located in DCU PARAMETERS AND	
3	Contingency: If test fails repeat steps 1 and 2.	

Test Log:

Test Id	Key Parameter(s)	Expected Value Before/After	Actual Value Before/After	Nb. of frames received	Test Result
FUNC-DCU-11-SPEC	SCUDCDCSTAT LIASTAT SLIAP5V SLIAP9V SLIAM9V SPECJFETSTAT SSWJFET1/2V SLWJFET1/2V	6/6 0/0 0V/ ~ 5V 0V/~11V 0V/~11V 0/0x7 0V/~-1.5V 0V/~-1.5V	6/6 0/0 /5.25 /11.59 /-11.59 0/0x7 See comments below	N/A	Success



SPIRE Document

IST WARM FUNCTIONAL TEST REPORT I –
Redundant Side

S.D.Sidher, Polehampton, E.T. & A.Dowell

Ref:	SPIRE-RAL-REP-002968
Issue:	1.0
Date:	26/09/2007
Page:	58 of 87

Start time @: 14:41

OBSID:0xb0000246

Comments:

The Vss values for the JFETs were the ones optimised during the PFM5 cold test campaign, i.e.

SSWJFET1V: -1.68V

SSWJFET2V: -2.07V

SLWJFET1V: -1.59V

DCU data were generated

Notes:

SSW: D5 & R1 at one level and step to another level after JFET switch on.

SLW: R1 starts at one level and step to another level after JFET switch on.



4.29 FUNC-DCU-13-SPEC: Spectrometer BDAs Integrity Check

Test Id:	FUNC-DCU-13-SPEC: Spectrometer BDAs Integrity Check
Initial Configuration:	DRCU_ON + AC/DC thermometry ON+MCU ON + Spectrometer LIAs ON + Spectrometer BIAS ON + Spectrometer JFETs ON
Final Configuration:	DRCU_ON + AC/DC thermometry ON+MCU ON + Spectrometer LIAs ON + Spectrometer BIAS ON + Spectrometer JFETs ON
Success Criteria:	Test passed if : The spectrometer detectors show a small linear variation on the output voltage when different bias is applied through the load curve.

Test Procedure:

Step#	Action	Comments
1	Run FUNC-DCU-13-SPEC test procedure from the CCS	
2	Contingency: If test fails repeat step 1.	

Test Log:

Test Id	Key Parameter(s)	Expected Value Before/After	Actual Value Before/After	Nb. of frames received	Test Result
FUNC-DCU-13-SPEC				N/A	Partial success

Start time @: 14:48
OBSID:0xb0000247

Comments: All the BDA phases were wrongly set to 0 in the script.

The Bias and Sampling frequencies appear to be those for the Photometer – the defaults in the CUS script need to be changed. No change necessary in the CCS script.

SSW D5 & R1 show different behaviour than the rest of the pixels.
SLW R1 shows different behaviour than the rest of the pixels.

Generally all (SSW/SLW) pixels looking responsive. See Annexe 2 for detailed results.

CCS again reported TC Ack problems for a Set BBID and a DRCU command – seems to be a sync problem on the CCS (TBC).



SPIRE Document

Ref:	SPIRE-RAL-REP-002968
Issue:	1.0
Date:	26/09/2007
Page:	60 of 87

**IST WARM FUNCTIONAL TEST REPORT I –
Redundant Side
S.D.Sidher, Polehampton, E.T. & A.Dowell**

4.30 FUNC-DCU-14-SPEC: Spectrometer BDAs Noise Check

Test Id:	FUNC-DCU-14S: Spectrometer BDAs Noise Check
Initial Configuration:	DRCU_ON + AC/DC thermometry ON+MCU ON + Spectrometer LIAs ON + Spectrometer BIAS ON + Spectrometer JFETs ON
Final Configuration:	DRCU_ON + AC/DC thermometry ON+MCU ON + Spectrometer LIAs ON + Spectrometer BIAS ON + Spectrometer JFETs ON
Success Criteria:	Test passed if : The spectrometer detectors show a signal with some noise.

Test Procedure:

Step#	Action	Comments
1	Run FUNC-DCU-14-SPEC test procedure from the CCS	
2	Contingency: If test fails repeat step 1.	

Test Log:

Test Id	Key Parameter(s)	Expected Value Before/After	Actual Value Before/After	Nb. of frames received	Test Result
FUNC-DCU-14-SPEC				N/A	Partial success

**Start time @: 15:12
OBSID:0xb0000248**

Comments: All the BDA phases were wrongly set to 0 in the previous script.

Test run in order to collect noise data at nominal spectrometer settings:

Array: SF
 Bias frequency: 160 Hz
 Sampling frequency: 80 Hz
 SSW phase shift: **0.0 deg**
 SLW phase shift: **0.0 deg**

Duration of test: 5 minutes

**Switched off the Spectrometer:
SDET_OFF: 0xb0000249
Start time @: 15:19**



SPIRE Document

**IST WARM FUNCTIONAL TEST REPORT I –
Redundant Side
S.D.Sidher, Polehampton, E.T. & A.Dowell**

Ref:	SPIRE-RAL-REP-002968
Issue:	1.0
Date:	26/09/2007
Page:	61 of 87

4.31 FUNC-SMEC-01: SMEC Encoder and LVDT Check

Test Id:	FUNC-SMEC-01: SMEC Encoder and LVDT Check
Initial Configuration:	DRCU_ON + AC/DC thermometry ON +MCU ON+ SMEC ON (open loop)
Final Configuration:	DRCU_ON + AC/DC thermometry ON +MCU ON+ SMEC ON (open loop)
Success Criteria:	Test passed if : <ol style="list-style-type: none"> SMECENCPWR HK parameter changes from 0 to 6. SMEC encoder signals 1 and 2 show variation when encoder is switched ON. SMEC LVDT is switched ON. SMEC LVDT DC and AC signals show variation when LVDT is switched ON.

Test Procedure:

Step#	Action	Comments
0	Open SMEC PARAMETERS display on SCOS Alpha Numeric Displays.	
1	On QLA bring up a display of the following HK parameters: SMECENCPWR SMECENC SIG1AMP SMECENC SIG2AMP SMECLVDTDCSIG SMECLVDTACSIG	
2	Run FUNC-SMEC-01 test procedure from the CCS	
	Contingency: If test fails repeat steps 1.	

Test Log:

Test Id	Key Parameter(s)	Expected Value Before/ After	Actual Value Before/After	Nb. of frames received	Test Result
FUNC-SMEC-01	SMECENCPWR SMECLVDT PWR SMECENC SIG1 SMECENC SIG1AMP SMECENC SIG1OFF SMECENC SIG2 SMECENC SIG2AMP SMECENC SIG2OFF	0/6 0/1 Changes 0/0 -/0x38A4 Changes 0/0 -/0x5BCC	0/6 0/1 0x3065/~0x3700 0/0 0xCE20/0x38A4 0x4E30/~5B70 0/0 0xCE20/0x5BCC	N/A	Success



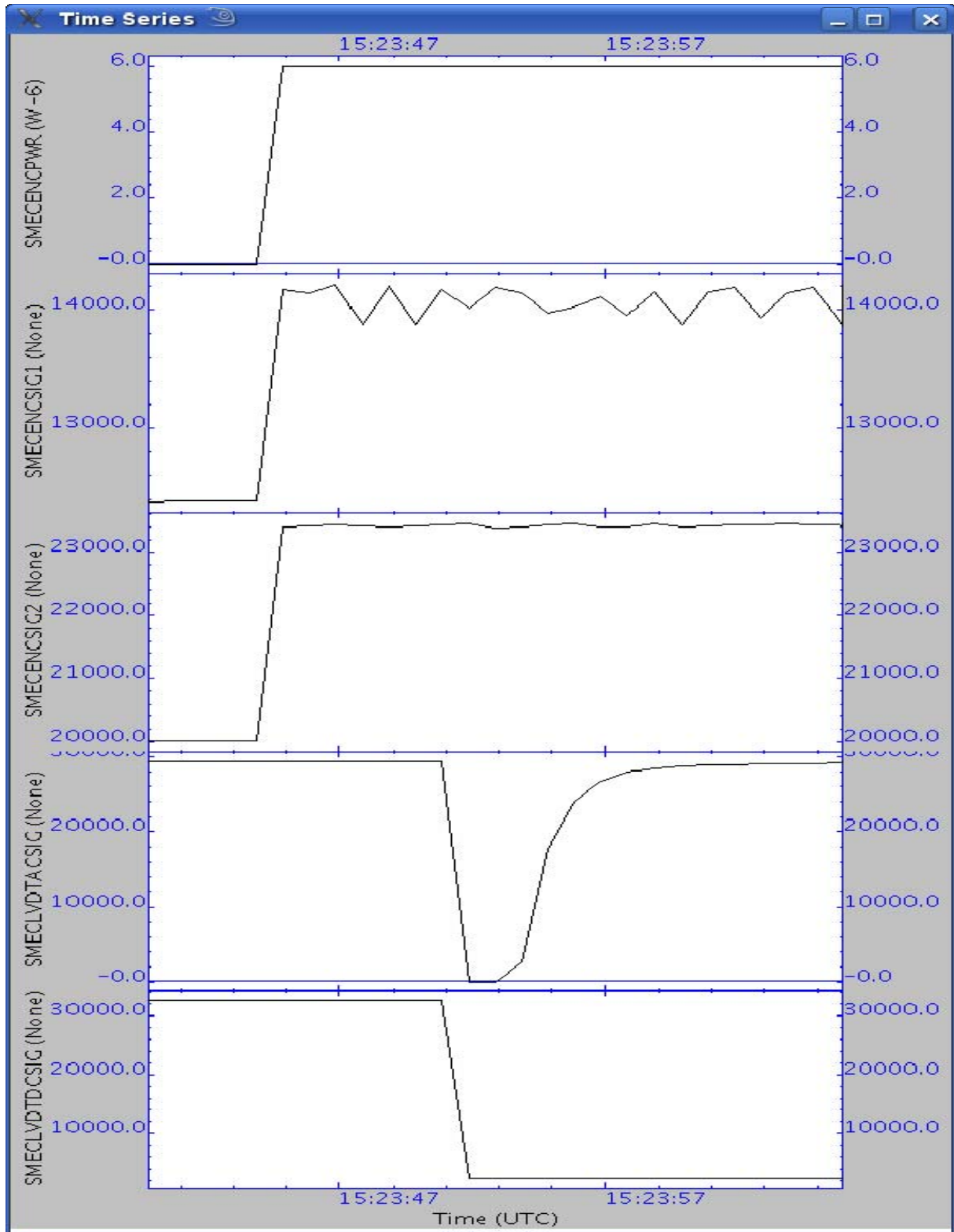
SPIRE Document

IST WARM FUNCTIONAL TEST REPORT I –
Redundant Side
S.D.Sidher, Polehampton, E.T. & A.Dowell

Ref: SPIRE-RAL-REP-002968
Issue: 1.0
Date: 26/09/2007
Page: 62 of 87

Start time @: 15:22
OBSID:0xb000024a

Comments:





SPIRE Document

**IST WARM FUNCTIONAL TEST REPORT I –
Redundant Side
S.D.Sidher, Polehampton, E.T. & A.Dowell**

Ref: SPIRE-RAL-REP-002968
Issue: 1.0
Date: 26/09/2007
Page: 63 of 87

4.32 FUNC-SMEC-03: SMEC Encoder Levels Check

Test Id:	FUNC-SMEC-03: SMEC Encoder Levels Check
Initial Configuration:	DRCU_ON + AC/DC thermometry ON +MCU ON+ SMEC ON (open loop)
Final Configuration:	DRCU_ON + AC/DC thermometry ON +MCU ON+ SMEC ON (open loop)
Success Criteria:	Test passed if: SMEC encoder signals 1 and 2 show a variation on their amplitudes from one LED illumination level to another.

Test Procedure:

Step#	Action	Comments
1	On QLA bring up a time series display of the following Nominal HK parameters: SMECENC SIG1 SMECENC SIG2	
2	Run FUNC-SMEC-03 test procedure from the CCS	
3	Contingency: If test fails repeat steps 1 and 2.	

Test Log:

Test Id	Key Parameter(s)	Expected Value Before/After	Actual Value Before/After	Nb. of frames received	Test Result
FUNC-SMEC-03	SMECENC SIG1 SMECENC SIG2	Signals change with LED levels	See below		Success



SPIRE Document

IST WARM FUNCTIONAL TEST REPORT I –
Redundant Side
S.D.Sidher, Polehampton, E.T. & A.Dowell

Ref: SPIRE-RAL-REP-002968
Issue: 1.0
Date: 26/09/2007
Page: 64 of 87

Start time @: 15:26
OBSID:0xb000024b

Comments:

SMECENCPWR was 6 initially, increased to 7 and then back to 6. Should have stepped from 4 to 6 as for ILT WFTs. CUS script defaults have to be changed but no change in the CCS script.

LED Level	SMECENC SIG1	SMECENC SIG2
6	~0x364E	~0x5B86
7	~0x40F3	~0x6DF9

SMEC_OFF:
Start time @: 15:31
OBSID: 0xb000024c

MCU_OFF:
Start time @: 15:32
OBSID: 0xb000024d

MCU Dead TM(5,4) event report received – expected. Puts SPIRE in SAFE mode

SCU_OFF:
Start time @: 15:33
OBSID: 0xb000024e

DRCU_OFF:
Start time @: 15:37
OBSID: 0xb000024f

The OBSID does not get reset to 0xb0000000

DPU_OFF:
Start time @: 15:43



SPIRE Document

Ref:	SPIRE-RAL-REP-002968
Issue:	1.0
Date:	26/09/2007
Page:	65 of 87

**IST WARM FUNCTIONAL TEST REPORT I –
Redundant Side
S.D.Sidher, Polehampton, E.T. & A.Dowell**

4.33 FUNC-SMEC-02A: SMEC Open Launch Latch

Test Id:	FUNC-SMEC-02A: SMEC Open Launch Latch
Initial Configuration:	DRCU_ON + AC/DC thermometry ON +MCU ON + SMEC ON SMEC Latched
Final Configuration:	DRCU_ON + AC/DC thermometry ON +MCU ON + SMEC ON SMEC Unlatched
Success Criteria:	Test passed if : Prior to un-latching the resistance across pins 7 and 8 of the launch latch is ~ 368 Ohms. After un-latching the resistance is 483 Ohms. Note: These resistance values were recorded for the CQM SMEC model, for the flight SMEC, these values are expected to vary.

Step#	Action	Comments
1	Measure the resistance across pins 7 and 8 of the launch latch.	This step is not applicable anymore
2	Run FUNC-SMEC-02A test procedure from the CCS	
3	Measure the resistance across pins 7 and 8 of the launch latch.	
4	Contingency: If test fails repeat steps 1.	

Test Id	Key Parameter(s)	Expected Value Before/After	Actual Value Before/After	Nb. of frames received	Test Result
FUNC-SMEC-02A				N/A	Not done



SPIRE Document

Ref: SPIRE-RAL-REP-002968
Issue: 1.0
Date: 26/09/2007
Page: 66 of 87

**IST WARM FUNCTIONAL TEST REPORT I –
Redundant Side**

S.D.Sidher, Polehampton, E.T. & A.Dowell

Start time:

OBSID:

Test to be performed later as the SMEC will not be unlatched while the Herschel Cryostat is vertical.



SPIRE Document

Ref:	SPIRE-RAL-REP-002968
Issue:	1.0
Date:	26/09/2007
Page:	67 of 87

**IST WARM FUNCTIONAL TEST REPORT I –
Redundant Side
S.D.Sidher, Polehampton, E.T. & A.Dowell**

4.34 FUNC-SMEC-04A: SMEC Open Loop Position Check

Test Id:	FUNC-SMEC-04A: SMEC Open Loop Position Check
Initial Configuration:	DRCU_ON + AC/DC thermometry ON+MCU ON+ SMEC ON (open loop) UNLATCHED
Final Configuration:	DRCU_ON + AC/DC thermometry ON+MCU ON+ SMEC ON (open loop) UNLATCHED
Success Criteria:	Test passed if the SMEC parameters show variation indicating that the mechanism has moved.

Test Procedure:

Step#	Action	Comments
1	On QLA bring up a time series display of the following Nominal HK parameters: SMECENC SIG1 SMECENC SIG2 SMECLVDTDCSIG SMECLVDTACSIG SMECMOTORCURR	
2	Run FUNC-SMEC-04a test procedure from the CCS	
3	Contingency: If test fails repeat steps 1.	

Test Log:

Test Id	Key Parameter(s)	Expected Value Before/After	Actual Value Before/After	Nb. of frames received	Test Result
FUNC-SMEC-04A	SMECLVDTDCSIG				Not done

Start time @:
OBSID:

Comments: Test to be performed later as the SMEC will not be unlatched while the Herschel Cryostat is vertical.



SPIRE Document

Ref:	SPIRE-RAL-REP-002968
Issue:	1.0
Date:	26/09/2007
Page:	68 of 87

**IST WARM FUNCTIONAL TEST REPORT I –
Redundant Side
S.D.Sidher, Polehampton, E.T. & A.Dowell**

4.35 FUNC-SMEC-09: SMEC Open Loop Scan Check

Test Id:	FUNC-SMEC-09: SMEC Open Loop Scan Check
Test Purpose:	SMEC Open Loop Scan Test.
Initial Configuration:	DRCU_ON + AC/DC thermometry ON+MCU ON+ SMEC ON (open loop)
Final Configuration:	DRCU_ON + AC/DC thermometry ON+MCU ON+ SMEC ON (open loop)
Success Criteria:	Test passed if SMECLVDTDCSIG parameter shows a variation according to the different position of the SMEC along the scan.

Test Procedure:

Step#	Action
1	On QLA bring up a time series display of the following SMEC nominal science parameters: SMECENC SIG1 SMECENC SIG2 SMECLVDTDCSIG SMECLVDTAC SIG SMECMOTORCURR
2	Run FUNC-SMEC-09 test procedure from the CCS
3	Contingency: If test fails repeat steps 1.

Test Log:

Test Id	Key Parameter(s)	Expected Value Before/After	Actual Value Before/After	No. of frames received	Test Result
FUNC-SMEC-09	All above mentioned in step 2	N/A	N/A	N/A	Not done

Start time @:
OBSID:

Comments:

Test to be performed later as the SMEC will not be unlatched while the Herschel Cryostat is vertical.



SPIRE Document

Ref:	SPIRE-RAL-REP-002968
Issue:	1.0
Date:	26/09/2007
Page:	69 of 87

**IST WARM FUNCTIONAL TEST REPORT I –
Redundant Side
S.D.Sidher, Polehampton, E.T. & A.Dowell**

Step#	Action	Comments
0	Execute SMEC_INIT	Test to be performed later as the SMEC will not be unlatched while the Herschel Cryostat is vertical.

4.36 FUNC-SMEC-07: SMEC Closed Loop Scan Test

Test Id:	FUNC-SMEC-07: SMEC Closed Loop Scan Test
Test Purpose:	SMEC Close Loop Scan Test.
Initial Configuration:	DRCU_ON + AC/DC thermometry ON+MCU ON+ SMEC ON (close loop)
Final Configuration:	DRCU_ON + AC/DC thermometry ON+MCU ON+ SMEC ON (close loop)
Success Criteria:	Test passed if: SMECENCPOS HK parameter shows identical values as those of the SMECTRAJPOSN HK parameter during the scan.

Test Procedure:

Step#	Action
1	On QLA bring up a time series display of the following SMEC nominal science parameters: SMECENC SIG1 SMECENC SIG2 SMECLVDTDCSIG SMECLVDTAC SIG SMECMOTORCURR
2	Run FUNC-SMEC-07 test procedure from the CCS
3	Contingency: If test fails repeat steps 1.

Test Log:

Test Id	Key Parameter(s)	Expected Value Before/After	Actual Value Before/After	No. of frames received	Test Result
FUNC-SMEC-07	All above mentioned in step 1	N/A	N/A	N/A	Not done



SPIRE Document

Ref: SPIRE-RAL-REP-002968
Issue: 1.0
Date: 26/09/2007
Page: 70 of 87

**IST WARM FUNCTIONAL TEST REPORT I –
Redundant Side**

S.D.Sidher, Polehampton, E.T. & A.Dowell

Start time @:

OBSID:

Comments:

Test to be performed later as the SMEC will not be unlatched while the Herschel Cryostat is vertical.



SPIRE Document

Ref:	SPIRE-RAL-REP-002968
Issue:	1.0
Date:	26/09/2007
Page:	71 of 87

**IST WARM FUNCTIONAL TEST REPORT I –
Redundant Side
S.D.Sidher, Polehampton, E.T. & A.Dowell**

4.37 FUNC-SMEC-02B: SMEC Close Launch Latch

Test Id:	FUNC-SMEC-02B: SMEC Close Launch Latch
Initial Configuration:	DRCU_ON + AC/DC thermometry ON +MCU ON + SMEC ON SMEC Unlatched
Final Configuration:	DRCU_ON + AC/DC thermometry ON +MCU ON + SMEC ON SMEC Latched
Success Criteria:	Test passed if : Prior to un-latching the resistance across pins 7 and 8 of the launch latch is ~ 368 Ohms. After un-latching the resistance is 483 Ohms. Note: These resistance values were recorded for the CQM SMEC model, for the flight SMEC, these values are expected to vary.

Step#	Action	Comments
1	Measure the resistance across pins 7 and 8 of the launch latch.	This step is not applicable anymore
2	Run FUNC-SMEC-02B test procedure from the CCS	
3	Measure the resistance across pins 7 and 8 of the launch latch.	
4	Contingency: If test fails repeat steps 1.	

Test Id	Key Parameter(s)	Expected Value Before/After	Actual Value Before/After	Nb. of frames received	Test Result
FUNC-SMEC-02B				N/A	Not done



SPIRE Document

**IST WARM FUNCTIONAL TEST REPORT I –
Redundant Side**

S.D.Sidher, Polehampton, E.T. & A.Dowell

Ref:	SPIRE-RAL-REP-002968
Issue:	1.0
Date:	26/09/2007
Page:	72 of 87

Start time:

OBSID:

Test to be performed later as the SMEC will not be latched or unlatched while the Herschel Cryostat is vertical.



SPIRE Document

**IST WARM FUNCTIONAL TEST REPORT I –
Redundant Side**

S.D.Sidher, Polehampton, E.T. & A.Dowell

Ref:	SPIRE-RAL-REP-002968
Issue:	1.0
Date:	26/09/2007
Page:	73 of 87

4.38 FUNC-SMEC-04A: SMEC Open Loop Position Check

Test Id:	FUNC-SMEC-04A: SMEC Open Loop Position Check
Initial Configuration:	DRCU_ON + AC/DC thermometry ON+MCU ON+ SMEC ON (open loop) LATCHED
Final Configuration:	DRCU_ON + AC/DC thermometry ON+MCU ON+ SMEC ON (open loop) LATCHED
Success Criteria:	Test passed if only the SMECMOTORCURR shows a variation meaning that the mechanism has not moved.

Test Procedure:

Step#	Action	Comments
1	On QLA bring up a time series display of the following Nominal HK parameters: SMECENC SIG1 SMECENC SIG2 SMECLVDTDCSIG SMECLVDTACSIG SMECMOTORCURR	
2	Run FUNC-SMEC-04a test procedure from the CCS	
3	Contingency: If test fails repeat steps 1.	

Test Log:

Test Id	Key Parameter(s)	Expected Value Before/After	Actual Value Before/After	Nb. of frames received	Test Result
FUNC-SMEC-04A					Not done

Start time @:
OBSID:

Comments: Test to be performed later as the SMEC will not be unlatched while the Herschel Cryostat is vertical.

Step#	Action	Comments



SPIRE Document

Ref: SPIRE-RAL-REP-002968
Issue: 1.0
Date: 26/09/2007
Page: 74 of 87

**IST WARM FUNCTIONAL TEST REPORT I –
Redundant Side**

S.D.Sidher, Polehampton, E.T. & A.Dowell

--	--	--



SPIRE Document

Ref:	SPIRE-RAL-REP-002968
Issue:	1.0
Date:	26/09/2007
Page:	75 of 87

IST WARM FUNCTIONAL TEST REPORT I – Redundant Side S.D.Sidher, Polehampton, E.T. & A.Dowell

5. ANNEXE 1 (DCU TEST PATTERN DATA)

DCU Test Pattern @ Wed Sep 26 13:52:13 UTC 2007
 ..compared with data from DCU Test Pattern @ Wed Mar 14 16:40:00 GMT 2007, OBSID=0x300125CC

Name	New Value[0]	New Value[20]	Comp Value[0]	Comp Value[20]
PHOTFTSTOBSID	0xB000023F	0xB000023F	0x300125CC	0x300125CC
PHOTFTSTBBID	0x88070001	0x88070001	0x88070001	0x88070001
PHOTFTSTBLKLEN	294.0	294.0	294.0	294.0
PHOTFTSTFRAMEID	9.0	9.0	9.0	9.0
PHOTFTST001	6583.0	6583.0	6583.0	6583.0
PHOTFTST002	43658.0	43658.0	43658.0	43658.0
PHOTFTST003	31282.0	31282.0	31282.0	31282.0
PHOTFTST004	11751.0	11751.0	11751.0	11751.0
PHOTFTST005	57605.0	57605.0	57605.0	57605.0
PHOTFTST006	49072.0	49072.0	49072.0	49072.0
PHOTFTST007	62379.0	62379.0	62379.0	62379.0
PHOTFTST008	64232.0	64232.0	64232.0	64232.0
PHOTFTST009	59411.0	59411.0	59411.0	59411.0
PHOTFTST010	30336.0	30336.0	30336.0	30336.0
PHOTFTST011	12708.0	12708.0	12708.0	12708.0
PHOTFTST012	46417.0	46417.0	46417.0	46417.0
PHOTFTST013	23180.0	23180.0	23180.0	23180.0
PHOTFTST014	36145.0	36145.0	36145.0	36145.0
PHOTFTST015	53988.0	53988.0	53988.0	53988.0
PHOTFTST016	33600.0	33600.0	33600.0	33600.0
PHOTFTST017	23231.0	23231.0	23231.0	23231.0
PHOTFTST018	30274.0	30274.0	30274.0	30274.0
PHOTFTST019	6511.0	6511.0	6511.0	6511.0
PHOTFTST020	8525.0	8525.0	8525.0	8525.0
PHOTFTST021	18259.0	18259.0	18259.0	18259.0
PHOTFTST022	51785.0	51785.0	51785.0	51785.0
PHOTFTST023	15948.0	15948.0	15948.0	15948.0
PHOTFTST024	22314.0	22314.0	22314.0	22314.0
PHOTFTST025	57134.0	57134.0	57134.0	57134.0
PHOTFTST026	47888.0	47888.0	47888.0	47888.0
PHOTFTST027	65530.0	65530.0	65530.0	65530.0
PHOTFTST028	21501.0	21501.0	21501.0	21501.0
PHOTFTST029	27118.0	27118.0	27118.0	27118.0
PHOTFTST030	50068.0	50068.0	50068.0	50068.0
PHOTFTST031	20490.0	20490.0	20490.0	20490.0
PHOTFTST032	26130.0	26130.0	26130.0	26130.0
PHOTFTST033	50919.0	50919.0	50919.0	50919.0
PHOTFTST034	16297.0	16297.0	16297.0	16297.0
PHOTFTST035	13170.0	13170.0	13170.0	13170.0
PHOTFTST036	48409.0	48409.0	48409.0	48409.0
PHOTFTST037	32768.0	32768.0	32768.0	32768.0
PHOTFTST038	53942.0	53942.0	53942.0	53942.0
PHOTFTST039	8756.0	8756.0	8756.0	8756.0
PHOTFTST040	11023.0	11023.0	11023.0	11023.0
PHOTFTST041	53978.0	53978.0	53978.0	53978.0
PHOTFTST042	25474.0	25474.0	25474.0	25474.0
PHOTFTST043	6027.0	6027.0	6027.0	6027.0
PHOTFTST044	17966.0	17966.0	17966.0	17966.0
PHOTFTST045	57084.0	57084.0	57084.0	57084.0
PHOTFTST046	27297.0	27297.0	27297.0	27297.0
PHOTFTST047	18407.0	18407.0	18407.0	18407.0
PHOTFTST048	55003.0	55003.0	55003.0	55003.0
PHOTFTST049	30471.0	30471.0	30471.0	30471.0
PHOTFTST050	779.0	779.0	779.0	779.0
PHOTFTST051	20944.0	20944.0	20944.0	20944.0
PHOTFTST052	40139.0	40139.0	40139.0	40139.0
PHOTFTST053	60700.0	60700.0	60700.0	60700.0
PHOTFTST054	62268.0	62268.0	62268.0	62268.0
PHOTFTST055	23214.0	23214.0	23214.0	23214.0
PHOTFTST056	8339.0	8339.0	8339.0	8339.0
PHOTFTST057	24553.0	24553.0	24553.0	24553.0
PHOTFTST058	16566.0	16566.0	16566.0	16566.0
PHOTFTST059	7195.0	7195.0	7195.0	7195.0
PHOTFTST060	47643.0	47643.0	47643.0	47643.0
PHOTFTST061	53034.0	53034.0	53034.0	53034.0
PHOTFTST062	37609.0	37609.0	37609.0	37609.0
PHOTFTST063	164.0	164.0	164.0	164.0
PHOTFTST064	61230.0	61230.0	61230.0	61230.0
PHOTFTST065	34962.0	34962.0	34962.0	34962.0
PHOTFTST066	10260.0	10260.0	10260.0	10260.0
PHOTFTST067	51202.0	51202.0	51202.0	51202.0
PHOTFTST068	64935.0	64935.0	64935.0	64935.0
PHOTFTST069	61109.0	61109.0	61109.0	61109.0
PHOTFTST070	19438.0	19438.0	19438.0	19438.0
PHOTFTST071	23583.0	23583.0	23583.0	23583.0
PHOTFTST072	37954.0	37954.0	37954.0	37954.0



SPIRE Document

Ref: SPIRE-RAL-REP-002968
 Issue: 1.0
 Date: 26/09/2007
 Page: 76 of 87

IST WARM FUNCTIONAL TEST REPORT I – Redundant Side

S.D.Sidher, Polehampton, E.T. & A.Dowell

PHOTFTST073	60837.0	60837.0	60837.0	--> OK	60837.0	--> OK
PHOTFTST074	62495.0	62495.0	62495.0	--> OK	62495.0	--> OK
PHOTFTST075	11713.0	11713.0	11713.0	--> OK	11713.0	--> OK
PHOTFTST076	8569.0	8569.0	8569.0	--> OK	8569.0	--> OK
PHOTFTST077	8988.0	8988.0	8988.0	--> OK	8988.0	--> OK
PHOTFTST078	56539.0	56539.0	56539.0	--> OK	56539.0	--> OK
PHOTFTST079	55979.0	55979.0	55979.0	--> OK	55979.0	--> OK
PHOTFTST080	49916.0	49916.0	49916.0	--> OK	49916.0	--> OK
PHOTFTST081	26072.0	26072.0	26072.0	--> OK	26072.0	--> OK
PHOTFTST082	14603.0	14603.0	14603.0	--> OK	14603.0	--> OK
PHOTFTST083	648.0	648.0	648.0	--> OK	648.0	--> OK
PHOTFTST084	49411.0	49411.0	49411.0	--> OK	49411.0	--> OK
PHOTFTST085	27115.0	27115.0	27115.0	--> OK	27115.0	--> OK
PHOTFTST086	62285.0	62285.0	62285.0	--> OK	62285.0	--> OK
PHOTFTST087	1475.0	1475.0	1475.0	--> OK	1475.0	--> OK
PHOTFTST088	26739.0	26739.0	26739.0	--> OK	26739.0	--> OK
PHOTFTST089	17700.0	17700.0	17700.0	--> OK	17700.0	--> OK
PHOTFTST090	7670.0	7670.0	7670.0	--> OK	7670.0	--> OK
PHOTFTST091	45570.0	45570.0	45570.0	--> OK	45570.0	--> OK
PHOTFTST092	36446.0	36446.0	36446.0	--> OK	36446.0	--> OK
PHOTFTST093	32851.0	32851.0	32851.0	--> OK	32851.0	--> OK
PHOTFTST094	76.0	76.0	76.0	--> OK	76.0	--> OK
PHOTFTST095	59353.0	59353.0	59353.0	--> OK	59353.0	--> OK
PHOTFTST096	14681.0	14681.0	14681.0	--> OK	14681.0	--> OK
PHOTFTST097	45993.0	45993.0	45993.0	--> OK	45993.0	--> OK
PHOTFTST098	3039.0	3039.0	3039.0	--> OK	3039.0	--> OK
PHOTFTST099	21485.0	21485.0	21485.0	--> OK	21485.0	--> OK
PHOTFTST100	58423.0	58423.0	58423.0	--> OK	58423.0	--> OK
PHOTFTST101	49530.0	49530.0	49530.0	--> OK	49530.0	--> OK
PHOTFTST102	59672.0	59672.0	59672.0	--> OK	59672.0	--> OK
PHOTFTST103	39150.0	39150.0	39150.0	--> OK	39150.0	--> OK
PHOTFTST104	61616.0	61616.0	61616.0	--> OK	61616.0	--> OK
PHOTFTST105	6295.0	6295.0	6295.0	--> OK	6295.0	--> OK
PHOTFTST106	30262.0	30262.0	30262.0	--> OK	30262.0	--> OK
PHOTFTST107	20736.0	20736.0	20736.0	--> OK	20736.0	--> OK
PHOTFTST108	15460.0	15460.0	15460.0	--> OK	15460.0	--> OK
PHOTFTST109	62270.0	62270.0	62270.0	--> OK	62270.0	--> OK
PHOTFTST110	42095.0	42095.0	42095.0	--> OK	42095.0	--> OK
PHOTFTST111	43075.0	43075.0	43075.0	--> OK	43075.0	--> OK
PHOTFTST112	61472.0	61472.0	61472.0	--> OK	61472.0	--> OK
PHOTFTST113	25519.0	25519.0	25519.0	--> OK	25519.0	--> OK
PHOTFTST114	423.0	423.0	423.0	--> OK	423.0	--> OK
PHOTFTST115	13689.0	13689.0	13689.0	--> OK	13689.0	--> OK
PHOTFTST116	57692.0	57692.0	57692.0	--> OK	57692.0	--> OK
PHOTFTST117	35227.0	35227.0	35227.0	--> OK	35227.0	--> OK
PHOTFTST118	40405.0	40405.0	40405.0	--> OK	40405.0	--> OK
PHOTFTST119	33222.0	33222.0	33222.0	--> OK	33222.0	--> OK
PHOTFTST120	25871.0	25871.0	25871.0	--> OK	25871.0	--> OK
PHOTFTST121	35174.0	35174.0	35174.0	--> OK	35174.0	--> OK
PHOTFTST122	49587.0	49587.0	49587.0	--> OK	49587.0	--> OK
PHOTFTST123	60595.0	60595.0	60595.0	--> OK	60595.0	--> OK
PHOTFTST124	58121.0	58121.0	58121.0	--> OK	58121.0	--> OK
PHOTFTST125	39089.0	39089.0	39089.0	--> OK	39089.0	--> OK
PHOTFTST126	40086.0	40086.0	40086.0	--> OK	40086.0	--> OK
PHOTFTST127	61336.0	61336.0	61336.0	--> OK	61336.0	--> OK
PHOTFTST128	36067.0	36067.0	36067.0	--> OK	36067.0	--> OK
PHOTFTST129	15197.0	15197.0	15197.0	--> OK	15197.0	--> OK
PHOTFTST130	54572.0	54572.0	54572.0	--> OK	54572.0	--> OK
PHOTFTST131	3320.0	3320.0	3320.0	--> OK	3320.0	--> OK
PHOTFTST132	23946.0	23946.0	23946.0	--> OK	23946.0	--> OK
PHOTFTST133	62588.0	62588.0	62588.0	--> OK	62588.0	--> OK
PHOTFTST134	33562.0	33562.0	33562.0	--> OK	33562.0	--> OK
PHOTFTST135	58279.0	58279.0	58279.0	--> OK	58279.0	--> OK
PHOTFTST136	63609.0	63609.0	63609.0	--> OK	63609.0	--> OK
PHOTFTST137	13326.0	13326.0	13326.0	--> OK	13326.0	--> OK
PHOTFTST138	31406.0	31406.0	31406.0	--> OK	31406.0	--> OK
PHOTFTST139	30437.0	30437.0	30437.0	--> OK	30437.0	--> OK
PHOTFTST140	50814.0	50814.0	50814.0	--> OK	50814.0	--> OK
PHOTFTST141	61182.0	61182.0	61182.0	--> OK	61182.0	--> OK
PHOTFTST142	16832.0	16832.0	16832.0	--> OK	16832.0	--> OK
PHOTFTST143	47199.0	47199.0	47199.0	--> OK	47199.0	--> OK
PHOTFTST144	269.0	269.0	269.0	--> OK	269.0	--> OK
PHOTFTST145	4261.0	4261.0	4261.0	--> OK	4261.0	--> OK
PHOTFTST146	62990.0	62990.0	62990.0	--> OK	62990.0	--> OK
PHOTFTST147	43420.0	43420.0	43420.0	--> OK	43420.0	--> OK
PHOTFTST148	14880.0	14880.0	14880.0	--> OK	14880.0	--> OK
PHOTFTST149	50504.0	50504.0	50504.0	--> OK	50504.0	--> OK
PHOTFTST150	22549.0	22549.0	22549.0	--> OK	22549.0	--> OK
PHOTFTST151	44210.0	44210.0	44210.0	--> OK	44210.0	--> OK
PHOTFTST152	64905.0	64905.0	64905.0	--> OK	64905.0	--> OK
PHOTFTST153	61431.0	61431.0	61431.0	--> OK	61431.0	--> OK
PHOTFTST154	62465.0	62465.0	62465.0	--> OK	62465.0	--> OK
PHOTFTST155	61851.0	61851.0	61851.0	--> OK	61851.0	--> OK
PHOTFTST156	39333.0	39333.0	39333.0	--> OK	39333.0	--> OK
PHOTFTST157	45823.0	45823.0	45823.0	--> OK	45823.0	--> OK
PHOTFTST158	53816.0	53816.0	53816.0	--> OK	53816.0	--> OK



SPIRE Document

Ref: SPIRE-RAL-REP-002968
 Issue: 1.0
 Date: 26/09/2007
 Page: 77 of 87

IST WARM FUNCTIONAL TEST REPORT I – Redundant Side

S.D.Sidher, Polehampton, E.T. & A.Dowell

PHOTFTST159	60710.0	60710.0	60710.0	--> OK	60710.0	--> OK
PHOTFTST160	34378.0	34378.0	34378.0	--> OK	34378.0	--> OK
PHOTFTST161	25724.0	25724.0	25724.0	--> OK	25724.0	--> OK
PHOTFTST162	60897.0	60897.0	60897.0	--> OK	60897.0	--> OK
PHOTFTST163	12140.0	12140.0	12140.0	--> OK	12140.0	--> OK
PHOTFTST164	14299.0	14299.0	14299.0	--> OK	14299.0	--> OK
PHOTFTST165	6883.0	6883.0	6883.0	--> OK	6883.0	--> OK
PHOTFTST166	20030.0	20030.0	20030.0	--> OK	20030.0	--> OK
PHOTFTST167	4598.0	4598.0	4598.0	--> OK	4598.0	--> OK
PHOTFTST168	7984.0	7984.0	7984.0	--> OK	7984.0	--> OK
PHOTFTST169	17054.0	17054.0	17054.0	--> OK	17054.0	--> OK
PHOTFTST170	22076.0	22076.0	22076.0	--> OK	22076.0	--> OK
PHOTFTST171	49498.0	49498.0	49498.0	--> OK	49498.0	--> OK
PHOTFTST172	3680.0	3680.0	3680.0	--> OK	3680.0	--> OK
PHOTFTST173	40243.0	40243.0	40243.0	--> OK	40243.0	--> OK
PHOTFTST174	40825.0	40825.0	40825.0	--> OK	40825.0	--> OK
PHOTFTST175	58735.0	58735.0	58735.0	--> OK	58735.0	--> OK
PHOTFTST176	6296.0	6296.0	6296.0	--> OK	6296.0	--> OK
PHOTFTST177	44890.0	44890.0	44890.0	--> OK	44890.0	--> OK
PHOTFTST178	11975.0	11975.0	11975.0	--> OK	11975.0	--> OK
PHOTFTST179	42645.0	42645.0	42645.0	--> OK	42645.0	--> OK
PHOTFTST180	51549.0	51549.0	51549.0	--> OK	51549.0	--> OK
PHOTFTST181	7571.0	7571.0	7571.0	--> OK	7571.0	--> OK
PHOTFTST182	14165.0	14165.0	14165.0	--> OK	14165.0	--> OK
PHOTFTST183	54769.0	54769.0	54769.0	--> OK	54769.0	--> OK
PHOTFTST184	58235.0	58235.0	58235.0	--> OK	58235.0	--> OK
PHOTFTST185	13602.0	13602.0	13602.0	--> OK	13602.0	--> OK
PHOTFTST186	6350.0	6350.0	6350.0	--> OK	6350.0	--> OK
PHOTFTST187	28469.0	28469.0	28469.0	--> OK	28469.0	--> OK
PHOTFTST188	16254.0	16254.0	16254.0	--> OK	16254.0	--> OK
PHOTFTST189	18355.0	18355.0	18355.0	--> OK	18355.0	--> OK
PHOTFTST190	32290.0	32290.0	32290.0	--> OK	32290.0	--> OK
PHOTFTST191	10077.0	10077.0	10077.0	--> OK	10077.0	--> OK
PHOTFTST192	22612.0	22612.0	22612.0	--> OK	22612.0	--> OK
PHOTFTST193	62886.0	62886.0	62886.0	--> OK	62886.0	--> OK
PHOTFTST194	31171.0	31171.0	31171.0	--> OK	31171.0	--> OK
PHOTFTST195	30969.0	30969.0	30969.0	--> OK	30969.0	--> OK
PHOTFTST196	52642.0	52642.0	52642.0	--> OK	52642.0	--> OK
PHOTFTST197	20461.0	20461.0	20461.0	--> OK	20461.0	--> OK
PHOTFTST198	26959.0	26959.0	26959.0	--> OK	26959.0	--> OK
PHOTFTST199	58181.0	58181.0	58181.0	--> OK	58181.0	--> OK
PHOTFTST200	1736.0	1736.0	1736.0	--> OK	1736.0	--> OK
PHOTFTST201	42447.0	42447.0	42447.0	--> OK	42447.0	--> OK
PHOTFTST202	55791.0	55791.0	55791.0	--> OK	55791.0	--> OK
PHOTFTST203	52325.0	52325.0	52325.0	--> OK	52325.0	--> OK
PHOTFTST204	16702.0	16702.0	16702.0	--> OK	16702.0	--> OK
PHOTFTST205	34421.0	34421.0	34421.0	--> OK	34421.0	--> OK
PHOTFTST206	41152.0	41152.0	41152.0	--> OK	41152.0	--> OK
PHOTFTST207	40213.0	40213.0	40213.0	--> OK	40213.0	--> OK
PHOTFTST208	42863.0	42863.0	42863.0	--> OK	42863.0	--> OK
PHOTFTST209	33552.0	33552.0	33552.0	--> OK	33552.0	--> OK
PHOTFTST210	27975.0	27975.0	27975.0	--> OK	27975.0	--> OK
PHOTFTST211	21482.0	21482.0	21482.0	--> OK	21482.0	--> OK
PHOTFTST212	40500.0	40500.0	40500.0	--> OK	40500.0	--> OK
PHOTFTST213	7267.0	7267.0	7267.0	--> OK	7267.0	--> OK
PHOTFTST214	19270.0	19270.0	19270.0	--> OK	19270.0	--> OK
PHOTFTST215	57569.0	57569.0	57569.0	--> OK	57569.0	--> OK
PHOTFTST216	42411.0	42411.0	42411.0	--> OK	42411.0	--> OK
PHOTFTST217	54772.0	54772.0	54772.0	--> OK	54772.0	--> OK
PHOTFTST218	54178.0	54178.0	54178.0	--> OK	54178.0	--> OK
PHOTFTST219	24811.0	24811.0	24811.0	--> OK	24811.0	--> OK
PHOTFTST220	5807.0	5807.0	5807.0	--> OK	5807.0	--> OK
PHOTFTST221	23635.0	23635.0	23635.0	--> OK	23635.0	--> OK
PHOTFTST222	58479.0	58479.0	58479.0	--> OK	58479.0	--> OK
PHOTFTST223	54524.0	54524.0	54524.0	--> OK	54524.0	--> OK
PHOTFTST224	49934.0	49934.0	49934.0	--> OK	49934.0	--> OK
PHOTFTST225	55320.0	55320.0	55320.0	--> OK	55320.0	--> OK
PHOTFTST226	54244.0	54244.0	54244.0	--> OK	54244.0	--> OK
PHOTFTST227	43319.0	43319.0	43319.0	--> OK	43319.0	--> OK
PHOTFTST228	33893.0	33893.0	33893.0	--> OK	33893.0	--> OK
PHOTFTST229	14361.0	14361.0	14361.0	--> OK	14361.0	--> OK
PHOTFTST230	49700.0	49700.0	49700.0	--> OK	49700.0	--> OK
PHOTFTST231	26066.0	26066.0	26066.0	--> OK	26066.0	--> OK
PHOTFTST232	22713.0	22713.0	22713.0	--> OK	22713.0	--> OK
PHOTFTST233	43291.0	43291.0	43291.0	--> OK	43291.0	--> OK
PHOTFTST234	56769.0	56769.0	56769.0	--> OK	56769.0	--> OK
PHOTFTST235	3878.0	3878.0	3878.0	--> OK	3878.0	--> OK
PHOTFTST236	17774.0	17774.0	17774.0	--> OK	17774.0	--> OK
PHOTFTST237	9052.0	9052.0	9052.0	--> OK	9052.0	--> OK
PHOTFTST238	4650.0	4650.0	4650.0	--> OK	4650.0	--> OK
PHOTFTST239	53520.0	53520.0	53520.0	--> OK	53520.0	--> OK
PHOTFTST240	7534.0	7534.0	7534.0	--> OK	7534.0	--> OK
PHOTFTST241	39702.0	39702.0	39702.0	--> OK	39702.0	--> OK
PHOTFTST242	53314.0	53314.0	53314.0	--> OK	53314.0	--> OK
PHOTFTST243	21275.0	21275.0	21275.0	--> OK	21275.0	--> OK
PHOTFTST244	31886.0	31886.0	31886.0	--> OK	31886.0	--> OK



SPIRE Document

IST WARM FUNCTIONAL TEST REPORT I – Redundant Side

S.D.Sidher, Polehampton, E.T. & A.Dowell

Ref:	SPIRE-RAL-REP-002968
Issue:	1.0
Date:	26/09/2007
Page:	78 of 87

PHOTFTST245	17396.0	17396.0	17396.0	--> OK	17396.0	--> OK
PHOTFTST246	9667.0	9667.0	9667.0	--> OK	9667.0	--> OK
PHOTFTST247	19008.0	19008.0	19008.0	--> OK	19008.0	--> OK
PHOTFTST248	56499.0	56499.0	56499.0	--> OK	56499.0	--> OK
PHOTFTST249	4661.0	4661.0	4661.0	--> OK	4661.0	--> OK
PHOTFTST250	61401.0	61401.0	61401.0	--> OK	61401.0	--> OK
PHOTFTST251	57818.0	57818.0	57818.0	--> OK	57818.0	--> OK
PHOTFTST252	20084.0	20084.0	20084.0	--> OK	20084.0	--> OK
PHOTFTST253	5075.0	5075.0	5075.0	--> OK	5075.0	--> OK
PHOTFTST254	48920.0	48920.0	48920.0	--> OK	48920.0	--> OK
PHOTFTST255	20309.0	20309.0	20309.0	--> OK	20309.0	--> OK
PHOTFTST256	51969.0	51969.0	51969.0	--> OK	51969.0	--> OK
PHOTFTST257	20797.0	20797.0	20797.0	--> OK	20797.0	--> OK
PHOTFTST258	13073.0	13073.0	13073.0	--> OK	13073.0	--> OK
PHOTFTST259	33415.0	33415.0	33415.0	--> OK	33415.0	--> OK
PHOTFTST260	17118.0	17118.0	17118.0	--> OK	17118.0	--> OK
PHOTFTST261	46469.0	46469.0	46469.0	--> OK	46469.0	--> OK
PHOTFTST262	51937.0	51937.0	51937.0	--> OK	51937.0	--> OK
PHOTFTST263	33458.0	33458.0	33458.0	--> OK	33458.0	--> OK
PHOTFTST264	26307.0	26307.0	26307.0	--> OK	26307.0	--> OK
PHOTFTST265	59263.0	59263.0	59263.0	--> OK	59263.0	--> OK
PHOTFTST266	40109.0	40109.0	40109.0	--> OK	40109.0	--> OK
PHOTFTST267	45776.0	45776.0	45776.0	--> OK	45776.0	--> OK
PHOTFTST268	25643.0	25643.0	25643.0	--> OK	25643.0	--> OK
PHOTFTST269	5793.0	5793.0	5793.0	--> OK	5793.0	--> OK
PHOTFTST270	64288.0	64288.0	64288.0	--> OK	64288.0	--> OK
PHOTFTST271	24157.0	24157.0	24157.0	--> OK	24157.0	--> OK
PHOTFTST272	26592.0	26592.0	26592.0	--> OK	26592.0	--> OK
PHOTFTST273	31527.0	31527.0	31527.0	--> OK	31527.0	--> OK
PHOTFTST274	54598.0	54598.0	54598.0	--> OK	54598.0	--> OK
PHOTFTST275	39117.0	39117.0	39117.0	--> OK	39117.0	--> OK
PHOTFTST276	63615.0	63615.0	63615.0	--> OK	63615.0	--> OK
PHOTFTST277	53746.0	53746.0	53746.0	--> OK	53746.0	--> OK
PHOTFTST278	58335.0	58335.0	58335.0	--> OK	58335.0	--> OK
PHOTFTST279	16933.0	16933.0	16933.0	--> OK	16933.0	--> OK
PHOTFTST280	7109.0	7109.0	7109.0	--> OK	7109.0	--> OK
PHOTFTST281	16101.0	16101.0	16101.0	--> OK	16101.0	--> OK
PHOTFTST282	41909.0	41909.0	41909.0	--> OK	41909.0	--> OK
PHOTFTST283	43695.0	43695.0	43695.0	--> OK	43695.0	--> OK
PHOTFTST284	36126.0	36126.0	36126.0	--> OK	36126.0	--> OK
PHOTFTST285	32243.0	32243.0	32243.0	--> OK	32243.0	--> OK
PHOTFTST286	30919.0	30919.0	30919.0	--> OK	30919.0	--> OK
PHOTFTST287	28974.0	28974.0	28974.0	--> OK	28974.0	--> OK
PHOTFTST288	62188.0	62188.0	62188.0	--> OK	62188.0	--> OK
PHOTFTSTADCFLGS	0.0	0.0	0.0	--> OK	0.0	--> OK
PHOTFTSTFRAMETIME	8440290.0	8847959.0	1.0253174E7	<--BAD	1.0589166E7	<--BAD
PHOTFTSTCHECKWORD	12671.0	64205.0	35831.0		27474.0	

Note that the frame values indicated "BAD" are actually expected to be different from test to test, i.e. frame time, check word and observation identifier, etc.

6. ANNEXE 2 (RESULTS OF LOAD CURVES)

The following graphs (1-12) show the response of the 288 Photometer detectors to the input voltage during the Load Curve (FUNC-DCU-13). The graph (13) shows the response of the 3 PTC channels to the input voltage during the Load Curve. The graphs (14-16) show the spectrometer 78 detectors output voltage during the load curve performed on the spectrometer side. These plots are for OBSIDs B0000242 for photometer and B0000247 for spectrometer. For all the photometer load curves the first anomalous point has been removed from the plots.

**IST WARM FUNCTIONAL TEST REPORT I –
Redundant Side
S.D.Sidher, Polehampton, E.T. & A.Dowell**

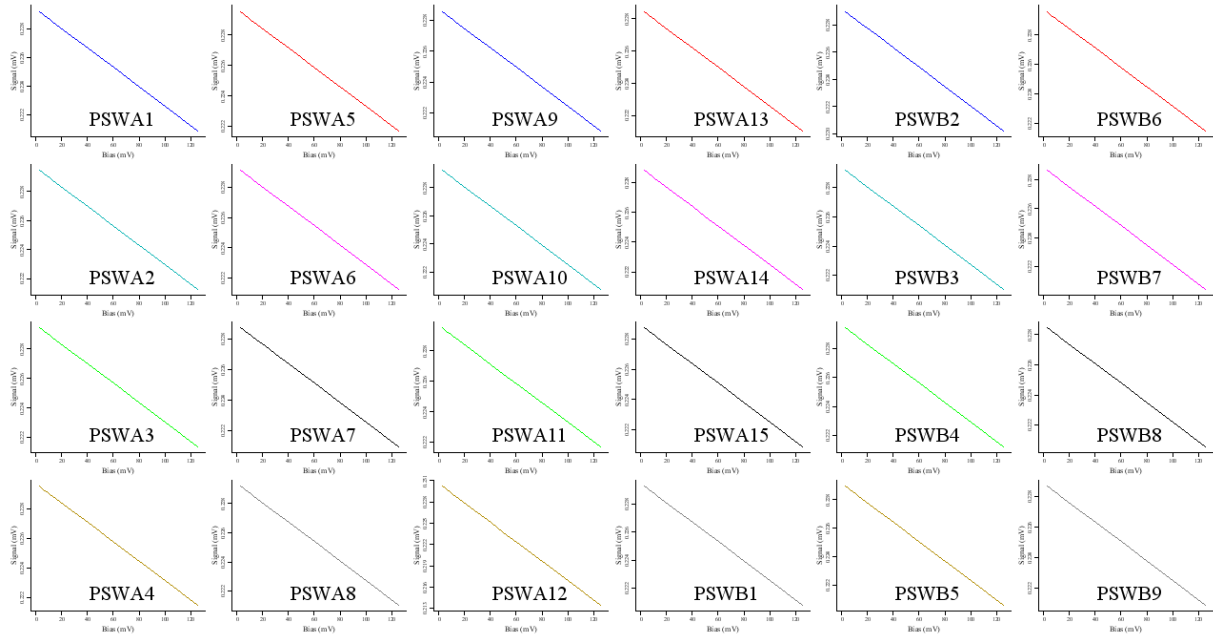


Figure 1. PSW Detectors (1)

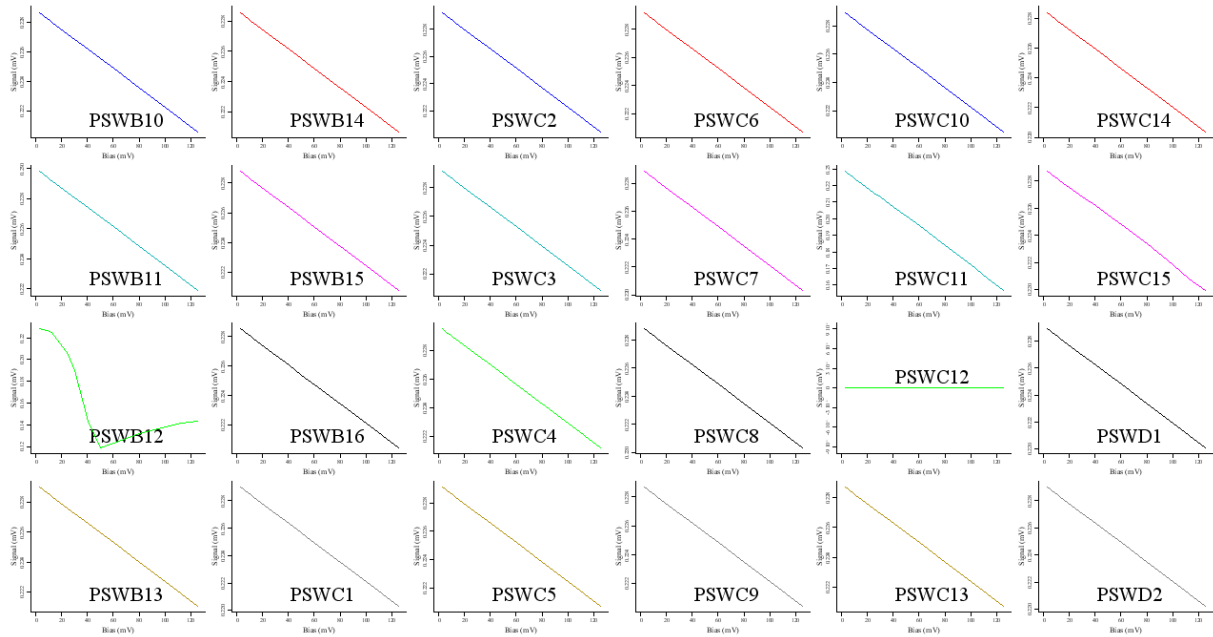


Figure 2. PSW Detectors (2)



IST WARM FUNCTIONAL TEST REPORT I –
Redundant Side
S.D.Sidher, Polehampton, E.T. & A.Dowell

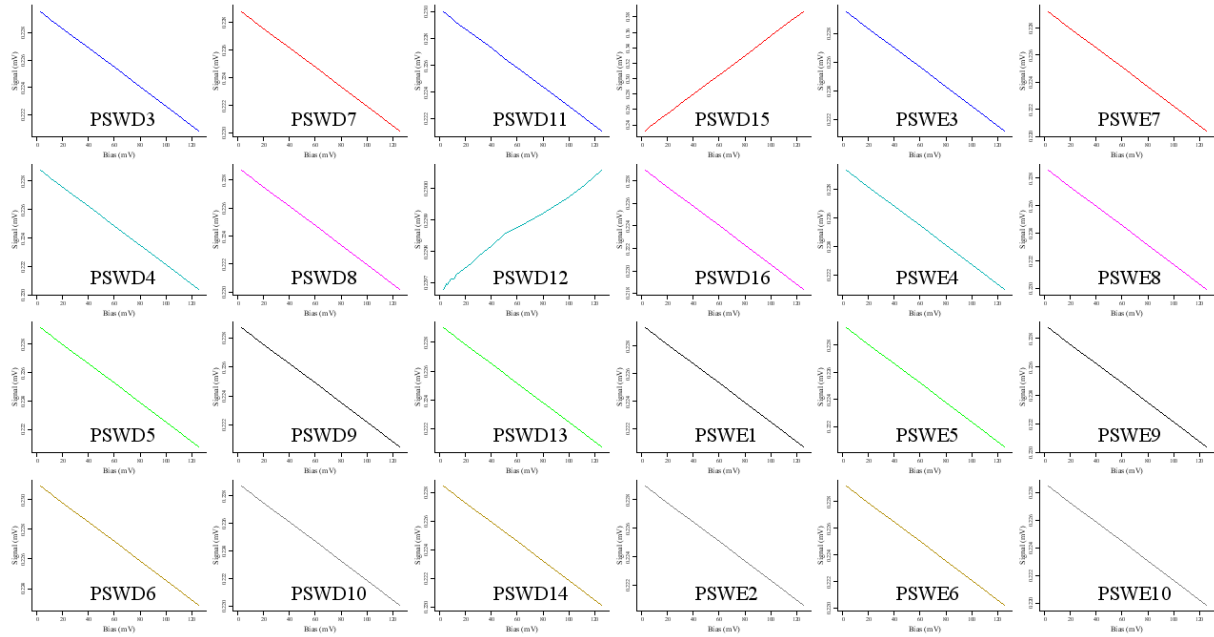


Figure 3. PSW Detectors (3)

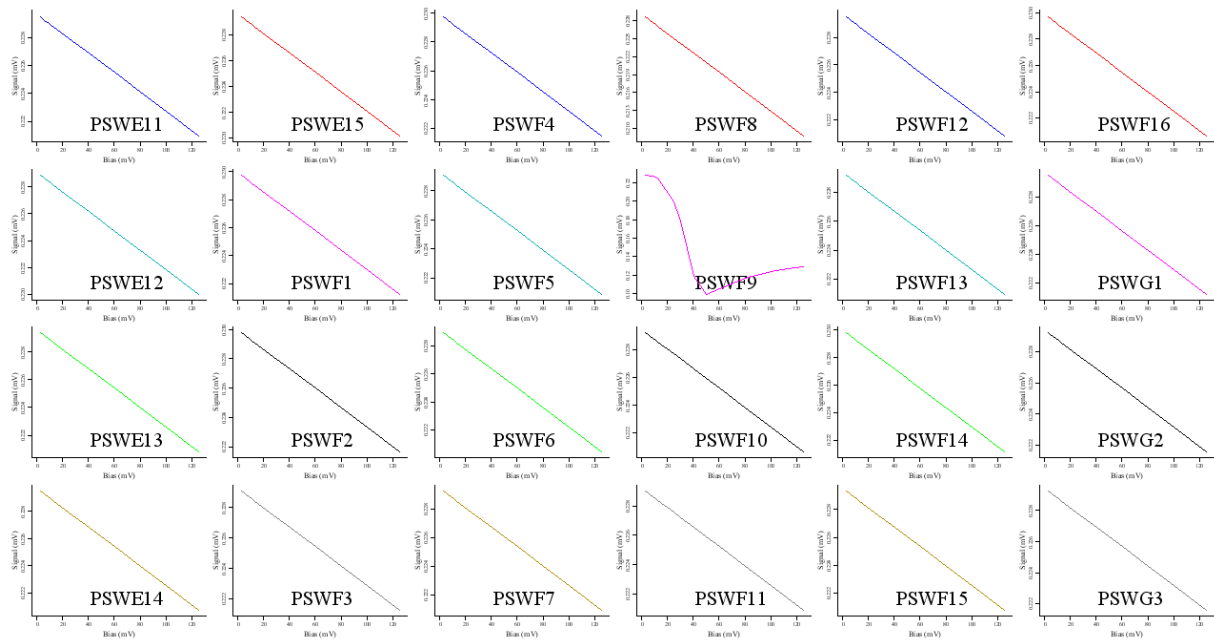


Figure 4. PSW Detectors (4)

**IST WARM FUNCTIONAL TEST REPORT I –
Redundant Side
S.D.Sidher, Polehampton, E.T. & A.Dowell**

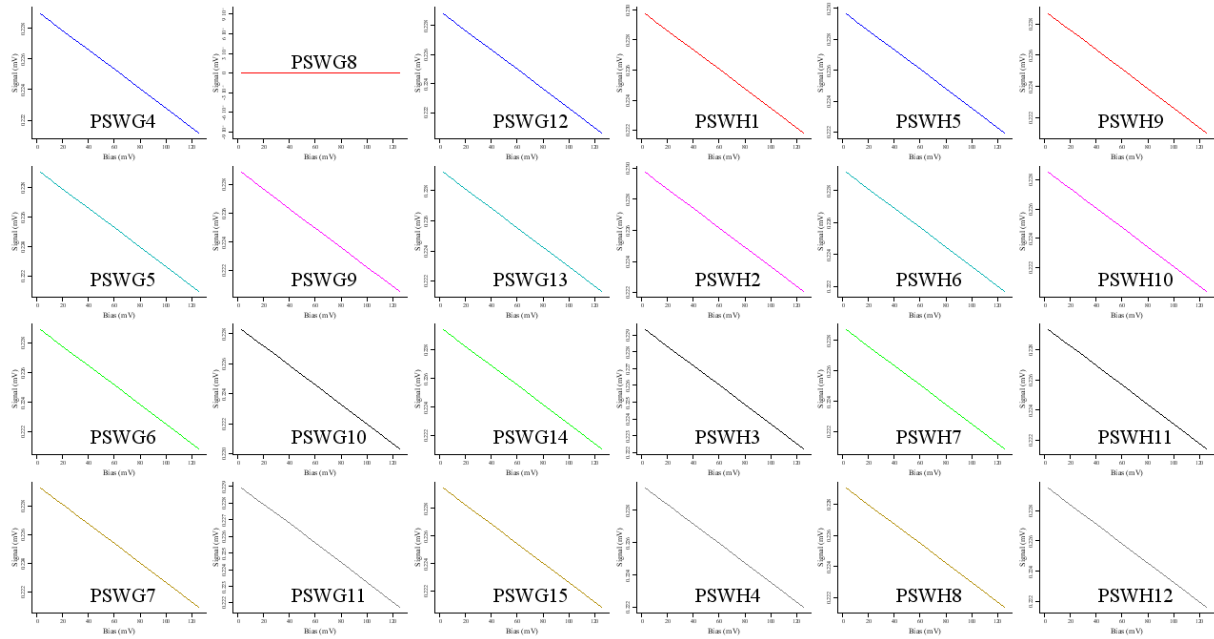


Figure 5. PSW Detectors (5)

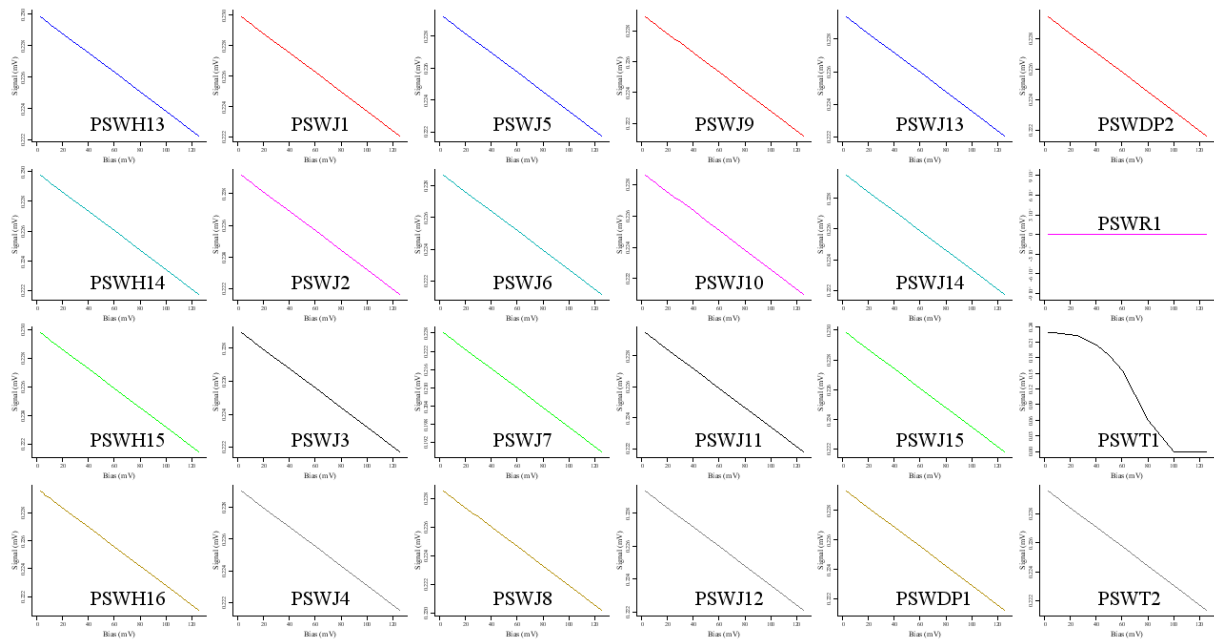


Figure 6. PSW Detectors (6)

**IST WARM FUNCTIONAL TEST REPORT I –
Redundant Side
S.D.Sidher, Polehampton, E.T. & A.Dowell**

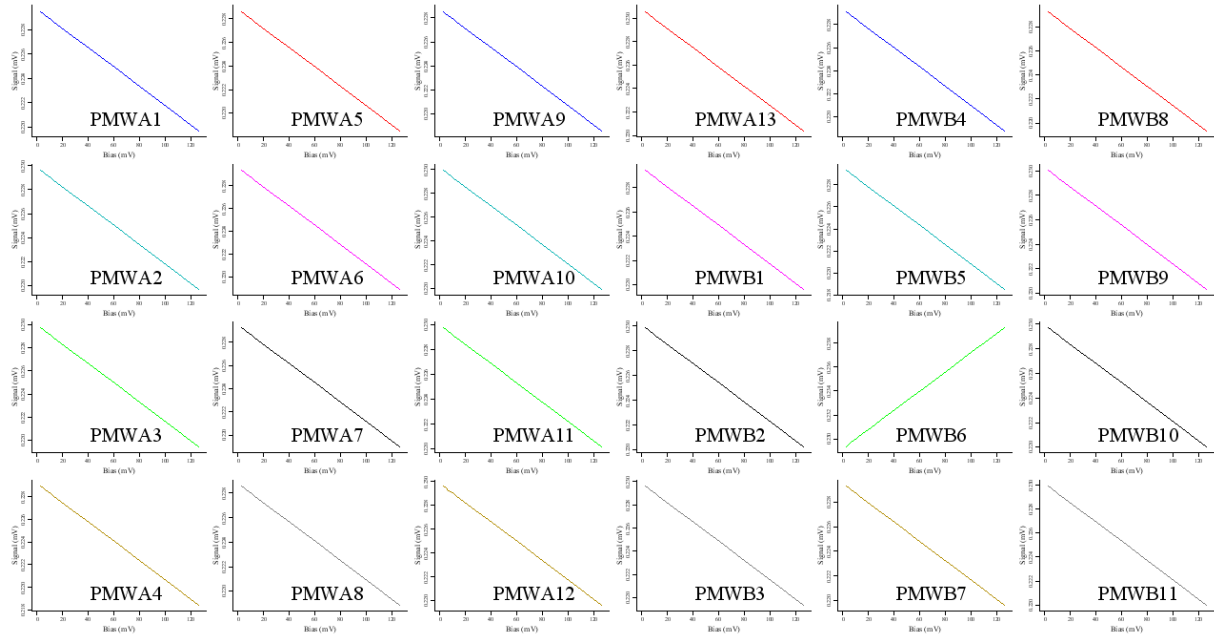


Figure 7. PMW Detectors (1)

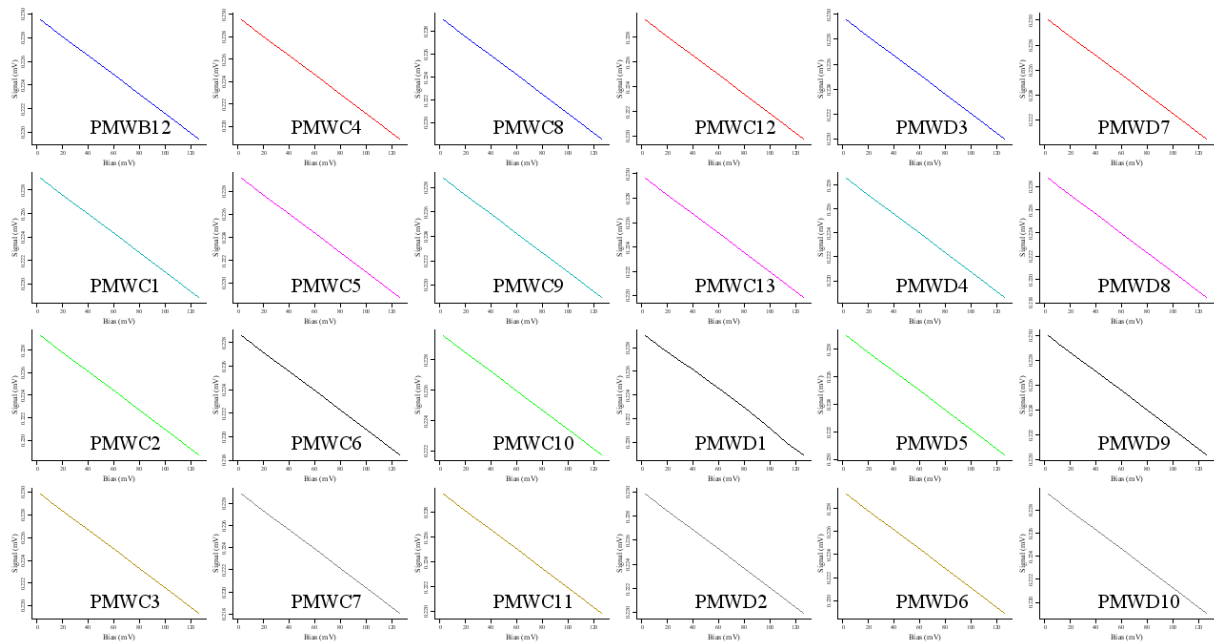


Figure 8. PMW Detectors (2)



IST WARM FUNCTIONAL TEST REPORT I –
Redundant Side
S.D.Sidher, Polehampton, E.T. & A.Dowell

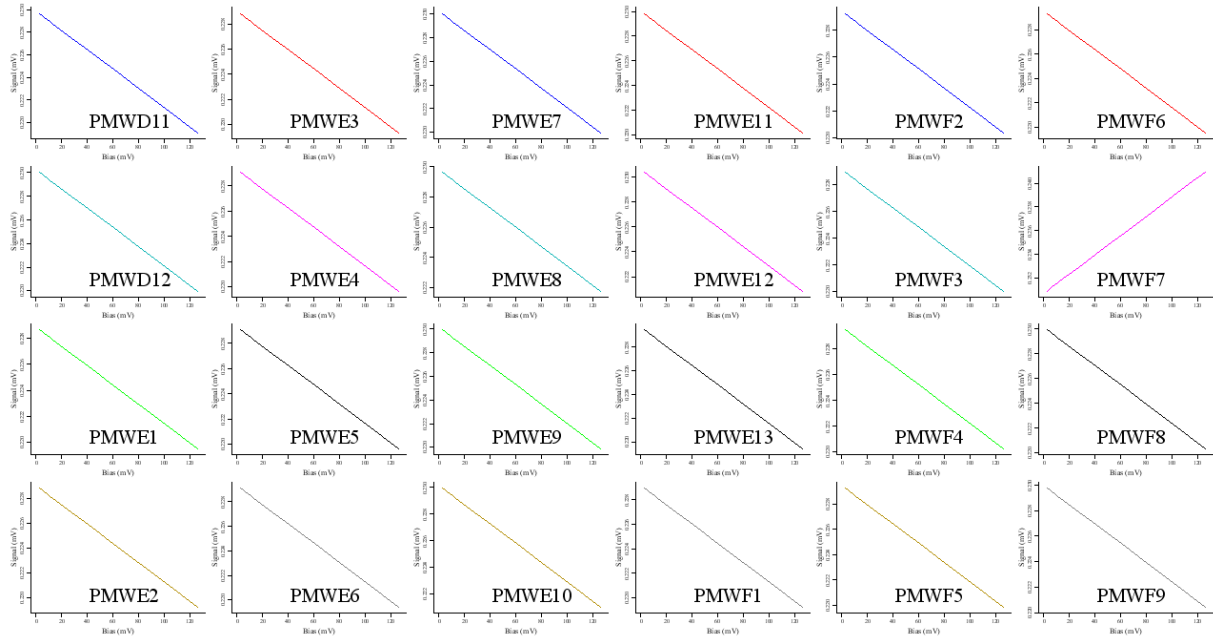


Figure 9. PMW Detectors (3)

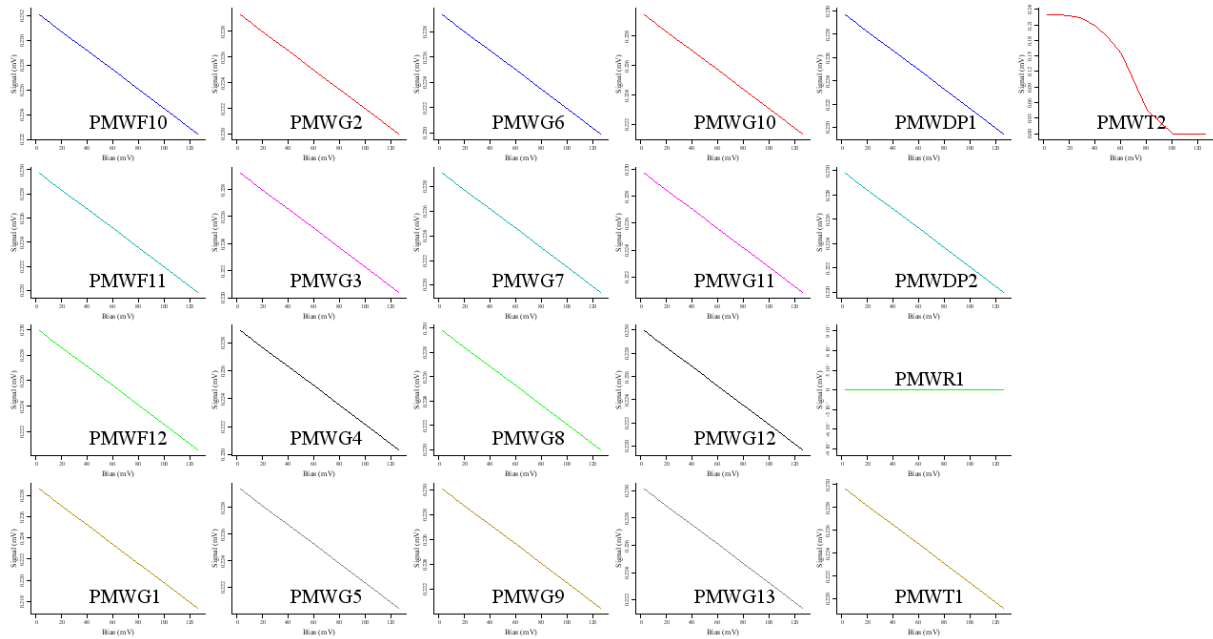


Figure 10. PMW Detectors (4)

**IST WARM FUNCTIONAL TEST REPORT I –
Redundant Side
S.D.Sidher, Polehampton, E.T. & A.Dowell**

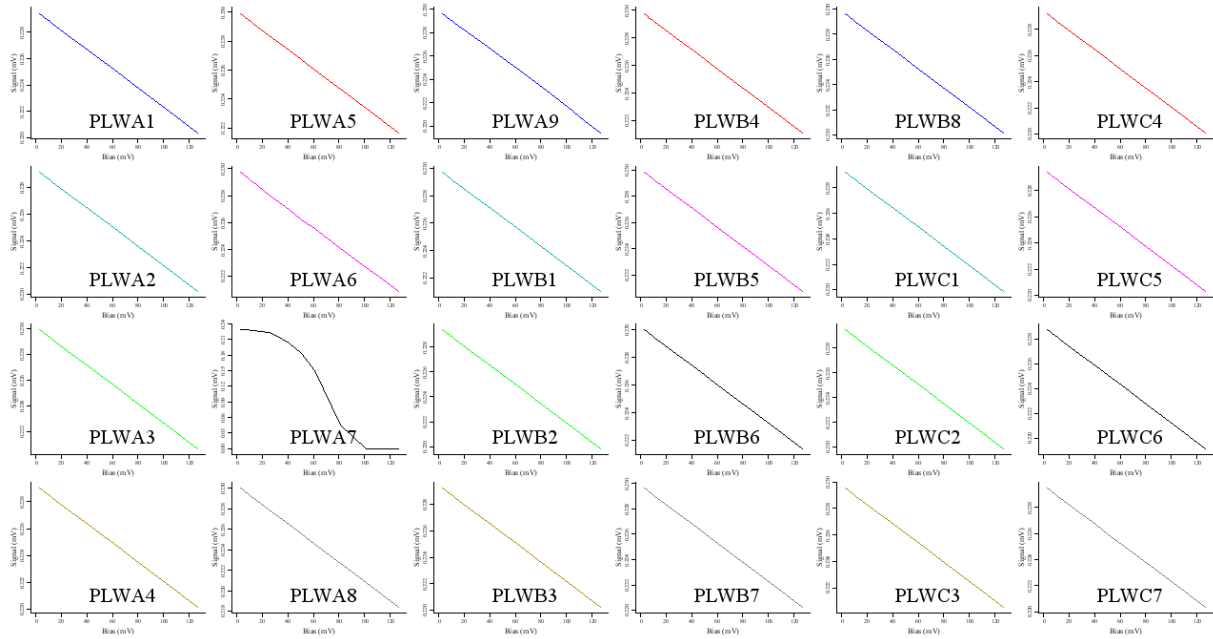


Figure 11. PLW Detectors (1)

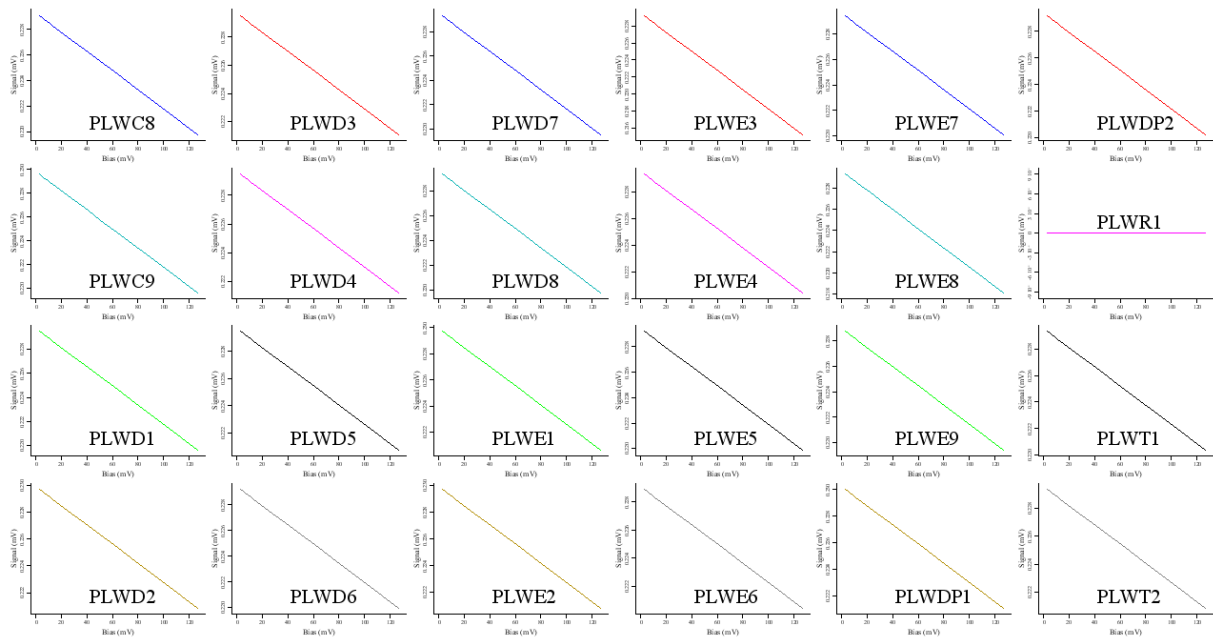


Figure 12. PLW Detectors (2)

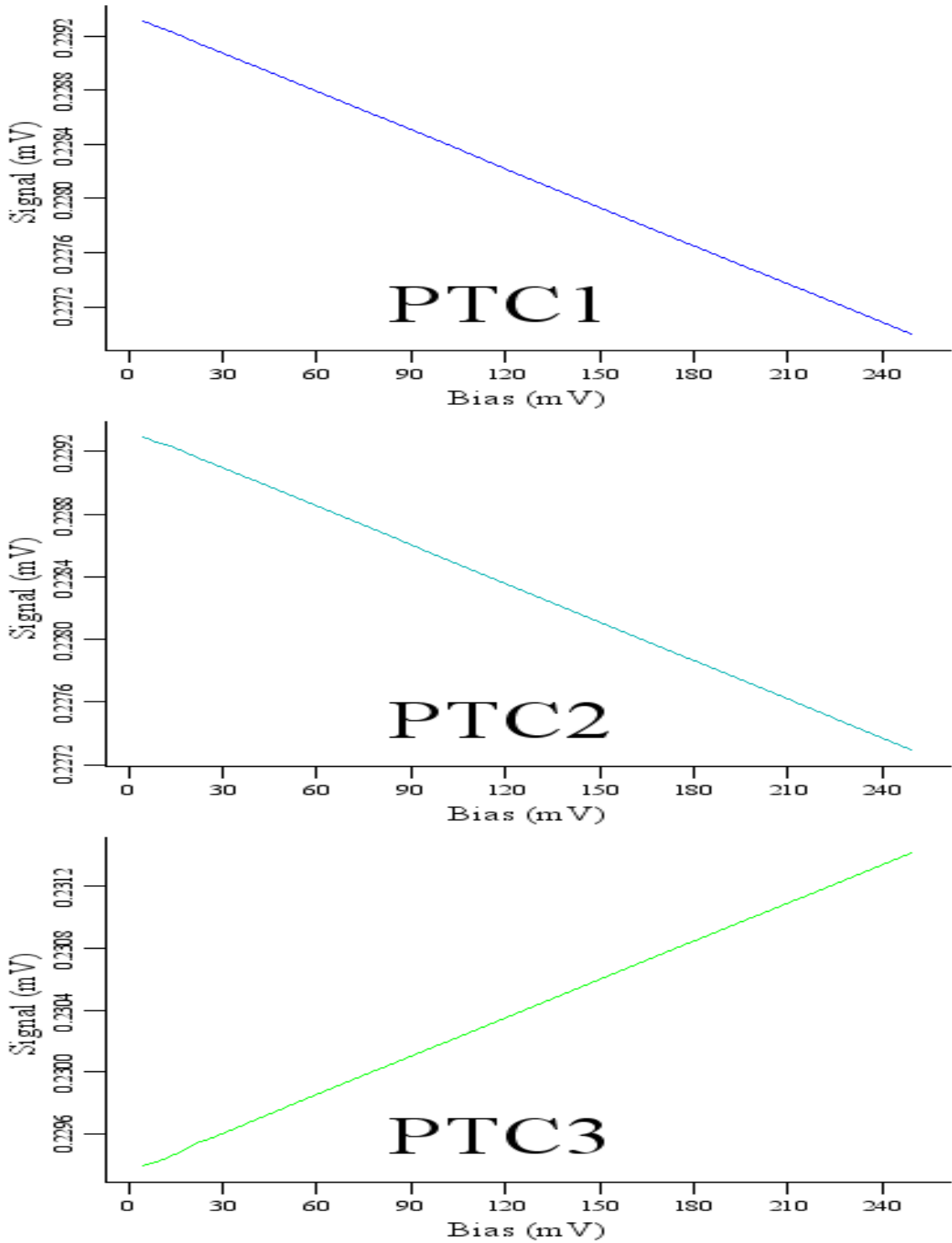


Figure 13. PTC Detectors (1)



IST WARM FUNCTIONAL TEST REPORT I –
Redundant Side
S.D.Sidher, Polehampton, E.T. & A.Dowell

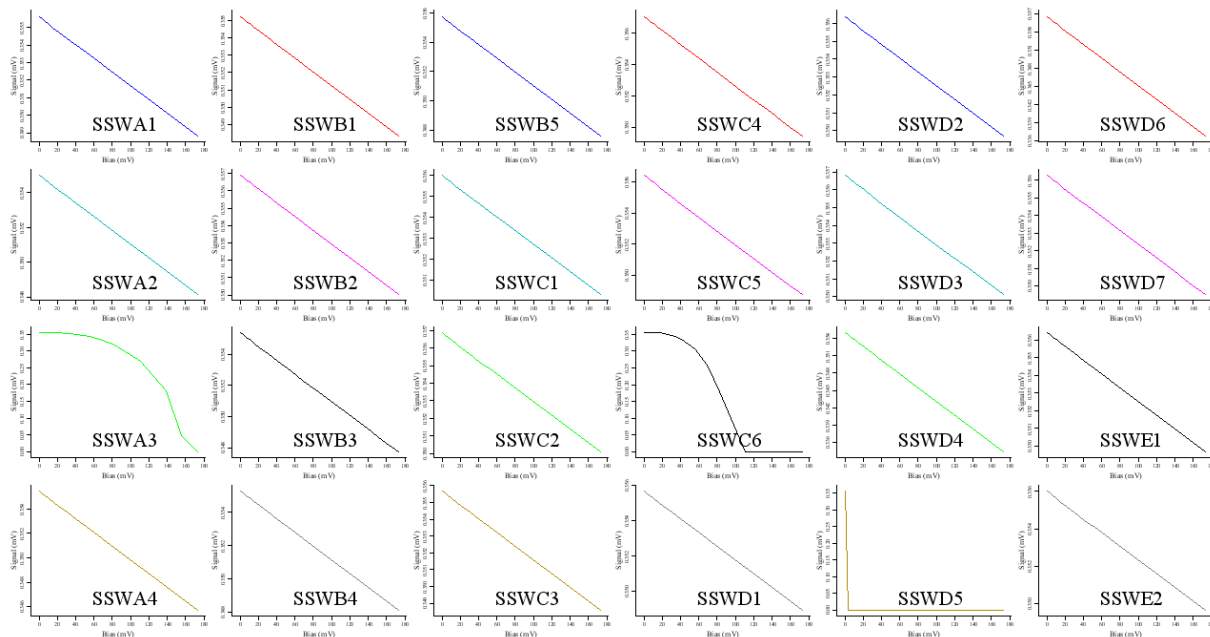


Figure 14. SSW Detectors (1)

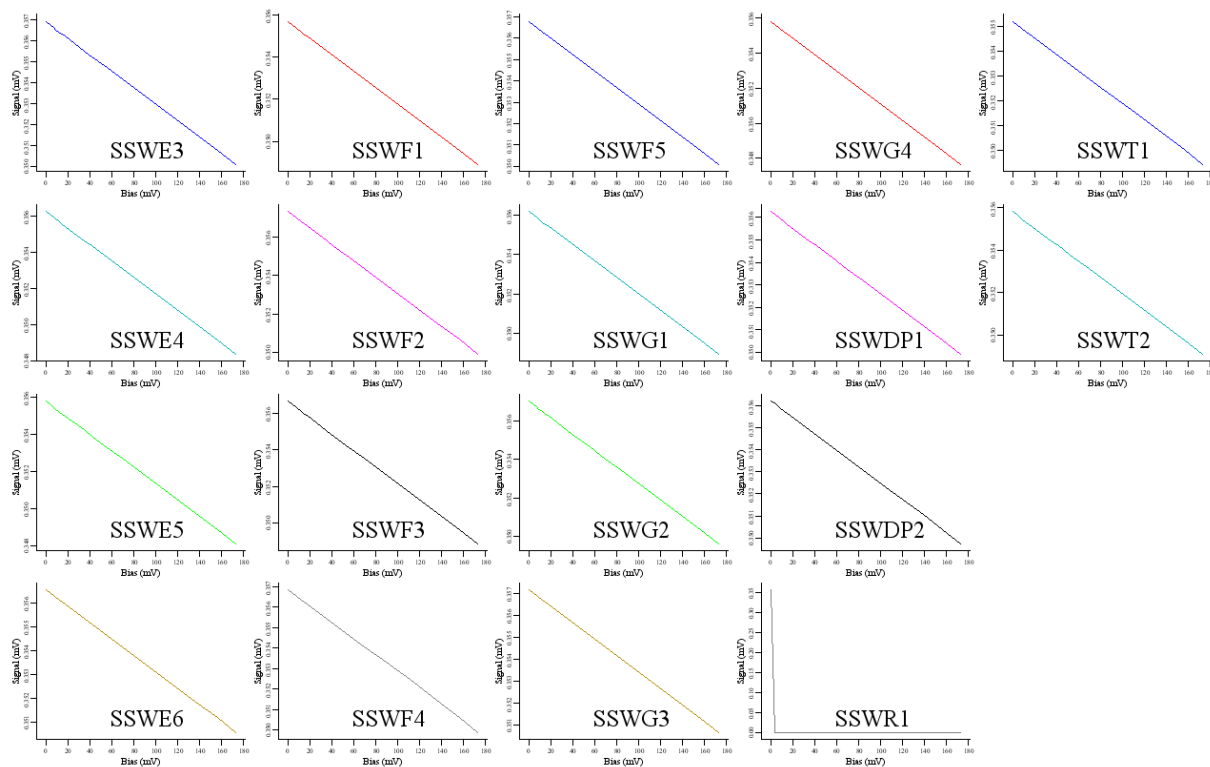


Figure 135. SSW Detectors (2)



**IST WARM FUNCTIONAL TEST REPORT I –
Redundant Side
S.D.Sidher, Polehampton, E.T. & A.Dowell**

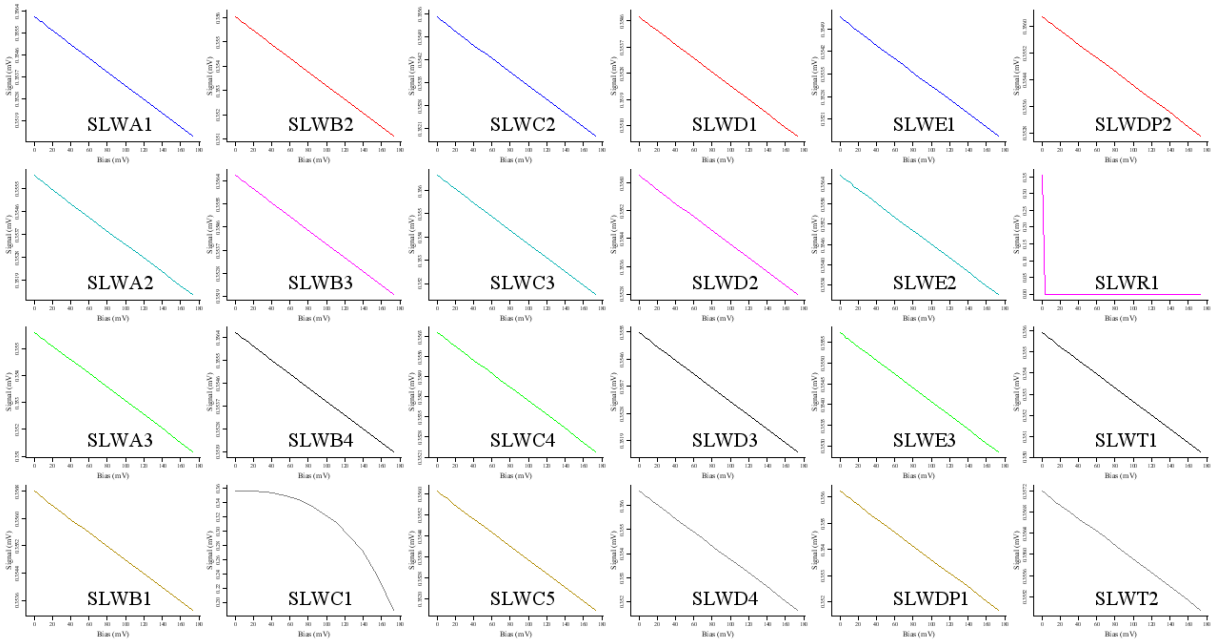


Figure 146. SLW Detectors (1)