

SSTD Outgoing Inspection Report

Spacecraft/Project HERSCHELL/SPIRE

Document Number SPIRE-RAL-REP- 002904

Issue 1

Sub System Dummy JFET

Date 8th June 2007

Model CQM / FS

OUTGOING INSPECTION REPORT

FROM
Project Rutherford Appleton Laboratory Space Science and Technology Department Chilton DIDCOT OXON OX11 0QX

TO
JPL Los Angeles, USA

Applicable sections	
Containers	Yes
External Visual Inspection	Yes
External Connector	Yes
Documentation	Yes
Verification of Interfacs	No
Extra Comments Sheets	Yes

Drawings / Documents Attached
Photos

INSPECTION CONDUCTED BY

NAME
Alan Pearce

DATE
8th June 2007

WITNESS BY

NAME
Eric Clark (PA)

DATE
8th June 2007

SSTD Outgoing Inspection Report

Spacecraft/Project **HERSCHELL/SPIRE**

Document Number **SPIRE-RAL-REP- 002904**

Issue **1**

Sub System **Dummy JFET**

Date **8th June 2007**

Model **CQM / FS**

CONTAINER INSPECTION

TRANSPORT CONTAINERS EXTERNAL CONDITION	REMARKS	Status
Mechanical damage to container fasteners, locks, clips or handling provisions		Checked
Security / Locking Fitted		Checked
Markings for destination and description		Checked
Warning labels relating to handling lifting and stacking limits		Checked
Any additional Comments	The JFETS are returned in two Original supply cases (Four per Case)	See Remarks

TRANSPORT CONTAINERS INTERNAL CONDITION	REMARKS	Status
Check Mounting fixtures fitted internal packaging		Checked
Internal padding / packaging required		Checked
Mounting provisions secure		Checked
Any additional Comments	As these are Dummy units No environmental Monitors were used.	See Remarks

ENVIROMENTAL MONITORS					
<u>Temp Monitors</u>		<u>Humidity Monitors</u>		<u>Shock Sensors Triggerd Information</u>	
Fitted:	<input type="text" value="No"/>	Fitted:	<input type="text" value="No"/>	5g	10g
Condition:	<input type="text" value="N/A"/>	Condition:	<input type="text" value="N/A"/>	15g	25g
				50g	
				X Axis	
				Y Axis	
				Z Axis	

SSTD Outgoing Inspection Report

Spacecraft/Project **HERSCHELL/SPIRE**

Document Number **SPIRE-RAL-REP- 002904**

Issue **1**

Sub System **Dummy JFET**

Date **8th June 2007**

Model **CQM / FS**

INSTRUMENT VISUAL INSPECTION

CHECK LIST	REMARKS	RESULTS
Contents against shipping list	At Time of inspection Shipping list had not been prepared	See Remarks
All closure procedures		Correct
Instrument label		Correct
Note status of external contamination	JFETS were de intergrated, inspected and bagged in class 100 clean room.	See Remarks
Degradation of paintwork or Coating?	See Extra comments sheet for details	See Remarks
Fasteners correctly locked?		N/A
Check protective covers are correctly labelled and fitted?		N/A
Double bagged?	Items were only single bagged as they are Dummy units	Incorrect
Additional Comments		None

SSTD Outgoing Inspection Report

Spacecraft/Project **HERSCHELL/SPIRE**

Document Number **SPIRE-RAL-REP- 002904**

Issue **1**

Sub System **Dummy JFET**

Date **8th June 2007**

Model **CQM / FS**

INSPECTION OF ALL CONNECTORS

CHECK LIST	REMARKS (LIST CONNECTOR NUMBERS)	RESULTS
Pin Alignment		Pass
Damaged Sockets		None
Internal Debris		None
Connector Covers fitted	See Extra comments sheet for details	See remark
Connector Savers Fitted		N/A
EMC Covers Fitted		N/A
RED Tag Item / Green Tag Items fitted		N/A
Additional Comments	Terminators fitted to rear connectors on SN 1 to 7: all tails removed, SN 8 none fitted	See remark

SSTD Outgoing Inspection Report

Spacecraft/Project **HERSCHELL/SPIRE**

Document Number **SPIRE-RAL-REP- 002904**

Issue **1**

Sub System **Dummy JFET**

Date **8th June 2007**

Model **CQM / FS**

DOCUMENTATION CHECK LIST

Check	REMARKS	RESULTS
End Item Data Pack		N/A
Transportaion Documents		Yes
Packing un- Packing instructions	Returned to JPL who originated the packing / unpacking procedures	See Remarks
Additional Comments	SN 1 to 7 were de integrated from the CQM where interface checks had been performed	See Remarks

Verification of Interfaces

Mechanical interface: dimensions specified in the interface control documents such as mass, flatness of surfaces, location of fixing holes and overall dimensions should be measured accurately and recorded. Record Test Report Number, or confirm that measurement result is included in delivery documentation, (EIDP).

INSPECTION / TEST REPORT NUMBER **CHECKED**

Electrical interfaces: verifying the location and types of connectors against interface control document is normally carried as part of mechanical verification, confirm this has been done. Functional testing: final functional test report number should be noted.

INSPECTION / TEST REPORT NUMBER **CHECKED**

SSTD Outgoing Inspection Report

Spacecraft/Project **HERSCHELL/SPIRE**

Document Number **SPIRE-RAL-REP- 002904**

Issue **1**

Sub System **Dummy JFET**

Date **8th June 2007**


Model **CQM / FS**

EXTRA COMMENT SHEET

Dummy JFETS Returned to JPL			
JFET SN	ESD Covers Fitted		Comments
	Back	Front	
1	NO	YES	
2	NO	YES	
3	NO	YES	
4	NO	YES	
5	NO	YES	Mark on case where Tye rap base removed
6	NO	YES	Mark on case where Tye rap base removed
7	NO	YES	Mark on case where Tye rap base removed
8	NO	YES	No connector markings on front or Back. Shorting links on Back missing replaced by pink ESD covers Pink ESD covers fitted to front connectors instead of Black ones
<div style="border: 1px solid black; width: 50px; height: 15px; margin: 0 auto;"></div>			

SPIRE-RAL-REP-002904 Dummy JFETS OIR Photos

SN 001 Front




SN 001 Rear




SPIRE-RAL-REP-002904 Dummy JFETS OIR Photos

SN 002 Front




SN 002 Rear




SPIRE-RAL-REP-002904 Dummy JFETS OIR Photos

SN 003 Front




SN 003 Rear




SPIRE-RAL-REP-002904 Dummy JFETS OIR Photos

SN 004 Front




SN 004 Rear




SPIRE-RAL-REP-002904 Dummy JFETS OIR Photos

SN 005 Front



SN 005 Rear



SPIRE-RAL-REP-002904 Dummy JFETS OIR Photos

SN 005 Mark from Tye rap base




SN 006 Front



SPIRE-RAL-REP-002904 Dummy JFETS OIR Photos

SN 006 Rear



SN 006 Mark from Tye rap base



SPIRE-RAL-REP-002904 Dummy JFETS OIR Photos

SN 007 Front



SN 007 Rear




SPIRE-RAL-REP-002904 Dummy JFETS OIR Photos

SN 007 Mark from Tye rap base



SN 006 Front




SPIRE-RAL-REP-002904 Dummy JFETS OIR Photos

SN 008 Rear




SN 008 Showing comment Links removed



SPIRE-RAL-REP-002904 Dummy JFETS OIR Photos

Four JFETS Packed in Case 1



Four JFETS Packed in Case 2

