Title: **Electrical Interface Control Document EPLM**
PFM

CI-No:

Prepared by:	E. Steininger	Date: 05.05.2004
Checked by:	A. Knoblauch	05.05.2004
Product Assurance:	R:Stritter	06.05.04
Configuration Control:	A.von Ivady	06.05.04.
Project Management:	W.Ruehe	6.5.04

Distribution: See Distribution List (last page)

Copying of this document, and giving it to others and the use or communication of the contents thereof, are forbidden without express authority. Offenders are liable to the payment of damages. All rights are reserved in the event of the grant of a patent or the registration of a utility model or design.

Issue	Sheet	Date	Description of Change
1.0	All	15.05.02	Initial issue for Instrument IIDB Issue 2.0 Rev 0 With CR 10,17,26,30
1.1	All	31.07.2002	Implementation and refinement of Instrument and Cryo data according PACS-MA-SP-001 Issue 2.0 Date10.06.02 SPIRE RAL-PRJ-000608 Issue 1.0 Date 08.07.02 HIFI SCIPT IIDB/HIFI 02125 Issue 2.2 Date 26.06.0 (not official released)
1.2	All	20.09.2002	HIFI CR37 implemented, Routing and Pin allocation via CVV Feed Throughs and SVM Brackets defined, Harness Bundle names changed, Interfaces and cable for Cryostat Control Components implemented, Pin allocation refinement for all connectors (Not official released)
2.0	All	12.03.2003	Due to major changes as New Feed Trough Connector Situation, deleting of BOLA and new Shielding Concepts the changes can not be listed. New issue 2.0 of Document
	All (HIFI)	23.05.2003	Issue 2.0 also released for first manufacturing inputs to CASA (Document only released as an extract of the database in electronic form)
2.1	PACS related part	06.06.2003	Issue 2.1 release for requested changes of DB by PACS -Shielding for Pins in Feed Throughs (Document only released as an extract of the database in electronic form)
2.2	PACS related part	11.07.2003	Issue 2.2 release for implementation of CR32 and PACS final comments (Document only released as an extract of the database in electronic form)
2.3	SPIRE related part	18.07.03	Issue 2.3 release for SPIRE instrument review Document only released as an extract of the database in electronic form)
2.4	PACS related part	28.07.2003	Changing of 4 Intermediated cables to Brass to fulfil PACS requirements. PACS Munfacturing release for CASA Document only released as an extract of the database in electronic form)
2.5	HIFI related part	15.08.2003	Issue 2.5 release for LOU implementation according CR 0037
2.6	All w.r.t. 1.0	30.08.2003	-Partly implementation of CCH informations -Changes of signal naming in PACS -Comments from SPIRE E-mail 22.08.03
2.7		15.10. 2003	Reserved for CCH changes
2.8		15.10.2003	Late inputs from SPIRE for manufacturing release
4.0	All	04.05.2004	CDR DP release Separation in main part (this document) and 4 sub ICD's

Table of Content

1	**Scope**	**5**
2	**Documents**	**7**
2.1	General	7
2.2	Applicable Documents	7
2.3	Reference Documents	7
3	**How to use this Document**	**8**
4	**HEPLM Electrical Interfaces Generic Lists**	**9**
4.1	Subsystem Lists	9
4.2	Item List	9
4.3	EMC Classes and Harness Separation	13
4.3.1	Spacecraft Harness (1U, 2U, xU, ...)	13
4.3.2	Test & Checkout Harness (1T, 2T, XT, …)	14
4.3.3	SVM Panel Harness between warm units (1W, 2W, 3W, 4W, XW, …)	14
4.3.4	Instrument warm units to SVM Bracket Harness (1S, 2S, 3S, 4S, XS, .[SIH-Sx])	15
4.3.5	Interconnecting Cryostat Vacuum Vessel Instrument and CCU Harness (1I, 2I, 3I, 4I, XI, …[SIH-Ix])	15
4.3.6	Cryo Instrument Cold Harness (1C, 2C, 3C, 4C, XC, …[SIH-Cx])	16
4.3.7	Focal Plane /Optical Bench Harness (1F, 2F, 3F, 4F, XF, …)	16
4.3.8	Cryo-Harness Branch Identification	17
4.4	Cable Type List	18
4.5	Cable Characteristic List	18
4.6	Connector Reference List	19
4.7	Pin allocation List Harness Side	19
Annex I	**Subsystem List**	**20**
Annex II	**Item List**	**23**
Annex III	**EMC Category and Sub Harness Type**	**36**
Annex IV	**Cable Type**	**38**

Annex V Cable Characteristic List 41

Annex VI Connector Type List 45

Annex VII Connector Reference List 49

Annex A HIFI SIH ICD PFM / HP-2-ASED-0014 issue 1.0 101

Annex B PACS SIH ICD PFM / HP-2-ASED-0015 issue 1.0 342

Annex C SPIRE SIH ICD PFM / HP-2-ASED-0016 issue 1.0 641

1 Scope

This Interface Control Document (ICD) describes the electrical interfaces of the HERSCHEL **E**xtended **P**ay**l**oad **M**odule. (EPLM) PFM.

It will be the overall generic information source for the electrical interfaces.

Interfaces, which are under Experimenter Control (FPU internal Interfaces) or under SVM control (Warm Interconnecting Harness and S/C Interfaces), are not part of this document but particularly listed.

For information management a database (ACCESS based) called CAIE (**C**omputer **A**ided **I**nterface **E**ngineering) will be used. The HEPLM CAIE Data Base contents provides all the necessary information for supporting the automated verification of the electrical interfaces with (IDAS) an **I**ntegrated **D**ata **A**cquisition **S**ystem

System information for

- System design as harness weight and type
- used amount of Connector types
- Routing
- Channel resistance
- Harness Material Cross Sections
- etc

may be derived from this database.

By summarising the electrical interfaces within this document, the ICD will allow a crosscheck of the I/F (harness) design from both sides of an interface. By collecting the interface design description, the ICD will act as a reference for requirement verification and "third-party" interface design (e.g. electrical harness manufacture).

In this way the HERSCHEL EPLM interfaces will be maintained under control.

Actual interface data (as designed/as built), after approval, shall become part of this Interface Control document.

Any change of the ICD contents shall follow the rules of Configuration Control

The ICD presents a database about the electrical interfaces of the Extended Payload Module and its GSE. Interfaces in this context are all input/output interconnections mated via the ASED provided EPLM harness. For any such interface the ICD enables a fast identification of the interface harness design, the actually built interface circuits, and the main electrical parameters.

Within these features the main purpose of the ICD is:

- to act as a reference data base showing the present interface design (as designed/as built)
- to allow a quick compatibility check of any input/output interface interconnection ("on paper integration")
- to act as a supporting data base for the preparation and performance of the electrical/harness integration (IDAS)
- To facilitate failure investigations in the case of interface problems on EPLM level

For a more effective handling and tracing the HEPLM electrical ICD is separated in the following documents with this release.

- Electrical ICD - Main Part HP-2-ASED-0001 issue 4.0
- CCH ICD PFM HP-2-ASED-0013 issue 1.0 (tbd)
- HIFI SIH ICD PFM HP-2-ASED-0014 issue 1.0
- PACS SIH ICD PFM HP-2-ASED-0015 issue 1.0
- SPIRE SIH ICD PFM HP-2-ASED-0016 issue 1.0

Information given in the main part (HP-2-ASED-0001) are relevant for all sub ICD's.

As a major information for the harness manufacturing the documents

- HP-2-ASED-0013 issue 1.0 (tbd)
- HP-2-ASED-0014 issue 1.0
- HP-2-ASED-0015 issue 1.0
- HP-2-ASED-0016 issue 1.0

contains the harness pin allocation list for the appropriate harness.

2 Documents

2.1 General

In the event of conflict between the below listed documents and this ICD, the conflict shall be brought to the attention of the EPLM subcontractor for clarification.

2.2 Applicable Documents

[AD1] Herschel/Planck Instrument Interface Document, Part A, SCI-PT-IIDA-04624

[AD2] Herschel/Planck Instrument Interface Document, Part B; Instrument “HIFI”, SCI-PT-IIDB/HIFI-02125, Issue 3,1, 13.01.2004

[AD3] Herschel/Planck Instrument Interface Document, Part B; Instrument “PACS”, SCI-PT-IIDB/PACS-02126, Issue 3.2, 02.03.04

[AD4] Herschel/Planck Instrument Interface Document, Part B; Instrument “SPIRE”, SCI-PT-IIDB/SPIRE-02124, Issue 3.2, 01.03.04

[AD5] Cryo Harness Interconnection diagram - CCH, HP-2-ASED-ID-0088; Issue C

[AD6] Cryo Harness Interconnection diagram - SIH HIFI, HP-2-ASED-ID-0090; Issue C

[AD7] Cryo Harness Interconnection diagram - SIH PACS, HP-2-ASED-ID-0089; Issue B

[AD8] Cryo Harness Interconnection diagram - SIH SPIRE, HP-2-ASED-ID-0091; Issue B

[AD9] Herschel Electrical Interface Control Document (Telescope), HER.NT.0187.T.ASTR

[AD10] Cryo Harness Description, HP-2-ASED-TN-0103

[AD11] Description of the PLM FM Cryo Control Instrumentation, HP-2-ASED-TN-0048

[AD12] CRYO-HARNESS BRANCH CHARACTERISTICS, HP-2-ASED-TN-0085

2.3 Reference Documents

[RD1] Herschel-Planck EMC Analyses, H-P-1-ASPI-AN-0202

[RD2] HERSCHEL PLM Grounding Scheme", HP-2-ASED-DW-0001

[RD3] Herschel PLM EICD, HP-2-ASPI-ID-0621

3 How to use this Document

The EICD compromises the following generic Reports from the EPLM CAIE database with the input status of 04.05.2004.

- Subsystem List (Mechanical and electrical) SSL
- Item List (Mechanical and Electrical) with Support Equipment IL
- EMC Category and Sub Harness Type (Harness separation) EML
- Cable Type CDT
- Cable Characteristic List CCL
- Connector Type List CTL
- Connector Reference List ICL

These lists are applicable in particular for following sub ICD's. :

- CCH ICD PFM HP-2-ASED-0013 issue 1.0 (tbd)
- HIFI SIH ICD PFM HP-2-ASED-0014 issue 1.0
- PACS SIH ICD PFM HP-2-ASED-0015 issue 1.0
- SPIRE SIH ICD PFM HP-2-ASED-0016 issue 1.0

4 HEPLM Electrical Interfaces Generic Lists

4.1 Subsystem Lists

As far as relevant for this ICD in this list all the mechanical and electrical subsystems of the HEPLM are identified.

For the HEPLM CAIE Data Base there is no information in the leading 1 of the Product Tree. The HEPLM CAIE Database is limited to 3 digits, the leading 1 in the Subsystem list and the following PTI listings was deleted to achieve a better refinement for PTI´s

Example

Original 12100 = Herschel Payload Module is now 210 xxx

Annex I contains the Subsystem List as an extract from the used CAIE database.

4.2 Item List

In order to standardise the subsystem/experiment item identification for electrical interfaces the acronyms as defined in the list below shall be used for item identification within electrical ICD´s. This item code identifies each item unequivocally. The item code consists of six digits. The first three digits identify the subsystem (see Subsystems before), the last three digits identify the item within the subsystem. This includes all mechanical and electrical items in a subsystem (Self-standing parts like Electronic Boxes, brackets etc). Following the PTI / CI, the item list contains a code without the prominent one from the PTI list as explained also in the chapter Subsystems. Special Items only used for the EQM are not listed at the in this database

Explanation of table headers in the Item List

Item Code *(first column in table IL)*

The following numbering system is allocated to the electrical items in the HERSCHEL EPLM system

1xx xxx	HERSCHEL Instruments
2xx xxx	HERSCHEL Extended Payload Module
3xx xxx	HERSCHEL Service Module
4xx xxx	HERSCHEL GSE
5xx xxx	HERSCHEL EQM

11x xxx	HIFI Instrument
12x xxx	SPIRE Instrument
13x xxx	PACS Instrument
14x xxx	Telescope

21(Letter) xxx	Place holder for Cryostat Control Items (Thermistors, Accelerometers etc)
(Letter)	A= Accelerometer
	D= Direct Liquid Control and Measurement (DLCM)
	H= Heater
	L= Liquid Level Sensors
	N=NED(non explosive devices)
	P= Pressure Transducer
	PPS= Passive Phase Seperator
	S= Status Monitoring Switches
	T= Thermistors
	V= Electrical Valves

The numbering system of the last 4 digits for the Cryostat Control items was taken from the well known and settled ISO numbering system.

HTT (HE-II Tank)	Group 100
OBA (Optical Bench Assembly)	Group 200
EPLM S/S	Group 300
Shield Group (Thermal Shields)	Group 400
GHe external ventlines	Group 500
Cover/Cryostat Baffle	Group 600
HOT (He-I Tank)	Group 700
Support Structure (TSS)	Group 800
CVV outside	Group 900

211 31x	Cryostat Cover Items
214 100	Cryostat Control Unit
3xx xxx	SV Module Items
31x xxx	SVM Brackets from Instruments and Telescope
	311 xxx = HIFI SVM CB´s
	312 xxx = SPIRE SVM CB´s
	313 xxx = PACS SVM CB´s
	314 xxx = Telescope SVM CB´s
321 xxx	Connector Brackets for Crryostat Control Items
42x xxx	SCOE Items
5xx xxx	EQM Items
6xx xxx	Virtual Items from Space Craft like PCDU etc

To allow an easy identification for Instrument units the 3rd digit in the PTI is used as following:

xx**1** xxx	Items inside the cryostat and on the CVV (Cold Units)
xx**2** xxx	Items on the SVM Panels (Warm Units)

For mechanical Items this schematic is not foreseen

Item Identifier *(2nd column in table IL)*

Self explaining Abbreviation for the item

H = HERSCHEL

HH = HERSCHEL HIFI

Etc

Item Name *(3rd column in table IL)*

The item name is the more explaining name of the item Identifier

Product Tree Reference *(4th column in table IL)*

The Subsystem Code (first 3 digits) allocates the item to a subsystem

Subsystem Affiliation *(5th column in table IL)*

Short Name Code of the Subsystem to which the item belongs to

Item Type *(6th column in table IL)*

The items will be distinctive according

- only mechanical function M
- item with electrical function E
- isolation function I
- Superordinate System -

Location *(7th column in table IL)*

The location code will be explained in the chapter 5.3

New

Change Index to mark changes.

Annex II contains the Item list as an extract from the used HEPLM CAIE Data Base.

4.3 EMC Classes and Harness Separation

A general distinction will be done between

Power harness	= EMC Class 1
Signal harness	= EMC Class 2
Low level analogue harness	= EMC Class 3
RF harness	= EMC Class 4
Harness tbd	= EMC Class tbd

Distributed in the S/C there are seven sets of harness serving the S/C and experiment payload set:

4.3.1 Spacecraft Harness (1U, 2U, xU, ...)

This harness links the spacecraft electrical lines to the experiment units on the SVM panels
The harness will be manufactured under Service Module/Instrument/ tbd Responsibility and is only listed partially in the Database for Overview reason
Sometimes for the EPLM this harness is equivalent to T (test) harness

The spacecraft harness will be

1U = Primary Power from the S/C
2U = Signal Lines from/to the S/C (OBDH, HL Cmd etc)
xU = Harness from S/C tbd

4.3.2 Test & Checkout Harness (1T, 2T, XT, …)

This harness will be manufactured under Instrument/tbd Responsibility and connects the Checkout and Test equipment to the PLM/EPLM

The Lines will be listed in the database sometimes as X (U) for they are the same as for Checkout and S/C activities

Checkout harness for EQM/EPLM will be a subset of S/C harness

1T = Power harness (from SCOE or SVM simulator etc)

2T = Signal harness

OBDH Bus

Synchronisation (TBD)

S/C direct lines (Command lines) tbd,

Thermistors and Status acquired by RTU tbd

Checkout lines from the Cryo SCOE to SVM Connector (Umbilical) brackets tbd

etc

xT = Test harness, EMC Class tbd

4.3.3 SVM Panel Harness between warm units (1W, 2W, 3W, 4W, XW, …)

This harness interconnects the instrument boxes on the SVM panels directly and will be manufactured under Instrument / tbd responsibility. In the database this harness is only partly listed

1W = Primary Power between boxes (not used tbd)

Heater tbd

2W = Signal Lines as

Secondary Power to other boxes (will be seen as signal)

Serial communication lines (1553)

Direct Command lines between boxes

Analogue and status lines between boxes

3W = Low Level Analogue lines

4W = HF Lines tbd

XW = Special lines tbd

4.3.4 Instrument warm units to SVM Bracket Harness (1S, 2S, 3S, 4S, XS, .[SIH-Sx])

This part of harness connects the instrument boxes and the CCU to the connector brackets located on top of the SVM panels. This harness will also be called Warm harness. The harness has to be manufacture under ASED responsibility.

1S = Primary Power to SVM Bracket (not foreseen at the moment tbd)

2S = Signal Lines as

Secondary Power to Optical Bench

Analogue and status acquired by SVM located boxes tbd

CCU lines like

Thermistors, Accelerometers, Level Sensors, Pressure Sensors

Strain gauge, Valve Status Switches, Heaters, Valve Drives

tbd Instrumentation

3S = Low level analogue Signals

Low signal analogue lines from/to Optical Bench and Units outside the CVV

Especial PACS Lines

4S = RF lines from SVM Units to OB and others (HIFI)

XS = Special Lines TBD

4.3.5 Interconnecting Cryostat Vacuum Vessel Instrument and CCU Harness (1I, 2I, 3I, 4I, XI, …[SIH-Ix])

This harness is linking the SVM Instrument brackets, the Cryostat Control Unit (CCU) Bracket, the Telescope Brackets and the Brackets from EGSE/SCOE on top of the panels to the feed through connectors and to units/items outside the CVV (CCU Instrumentation etc)

1I = Primary power interconnecting harness (not foreseen at the moment)

2I = Signal interconnecting harness (HIFI, SPIRE, TELESCOPE and CCS Instrumentation)

3I = Low level analogue signal (PACS)

4I = RF lines

xI = Special lines tbd (Waveguides)

4.3.6 Cryo Instrument Cold Harness (1C, 2C, 3C, 4C, XC, …[SIH-Cx])

This is a cold harness inside the CVV linking the feed through connectors to the instruments on the Optical Bench, especially to the Focal Plane units. The harness will be manufactured under ASED responsibility.

The harness will also connect the CCS Instrumentation inside the CVV to the Feed Through Connectors

1C = Primary Power harness inside Cryostat (not foreseen)

2C = Signal harness inside Cryostat

3C = Low level analogue Signal inside the Cryostat

4C = RF lines inside the Cryostat

xC = Special Lines tbd (Waveguides)

4.3.7 Focal Plane /Optical Bench Harness (1F, 2F, 3F, 4F, XF, …)

This cold harness is interconnecting the items on the optical bench and will be manufactured under instrument responsibility. The harness is listed only for overview reasons

1F = Primary Power harness on Optical Bench (not foreseen)

2F = Signal harness on optical bench

all optical bench (F) lines are declared as EMC class Signal (2) at the moment tbd

3F= Low level analogue signal on optical bench (not used tbd)

4F = RF lines on optical bench (not used tbd)

xF = Special Lines on optical bench tbd

4.3.8 Cryo-Harness Branch Identification

Apart from Harness separation by EMC classes a distinction by Harness Branch Identification for the different routing sections will be done. This Identification will be added to connector and Channel Information's in the DataBase.

Branch-ID	**Cryo-Harness Branch Identification** numbers shall be compliant to Instrument numbers
CCH-WE-xx	Cryo Control Harness Warm-EGSE-xx
CCH-WU-xx	Cryo Control Harness Warm-UMB-xx
CCH-WV-xx	Cryo Control Harness Warm-CVV-xx
CCH-WT-xx	Cryo Control Harness Warm-Telescope-xx
CCH-WN-xx	Cryo Control Harness Warm-NCA-xx
SIH-WP-xx	Scientific Instrument Harness-Warm-Pacs-xx
SIH-WH-xx	Scientific Instrument Harness-Warm-Hifi-xx
SIH-WS-xx	Scientific Instrument Harness-Warm-Spire-xx
CCH-IV-xx	CryoControl-Harness-Interface-CVV-xx
CCH-IT-xx	Cryo-Control-Harness-Interface-Telescope-xx
CCH-IN-xx	Cryo-Control-Harness-Interface-NCA-xx
SIH-IP-xx	Scientific Instrument Harness-Interface-Pacs-xx
SIH-IH-xx	Scientific Instrument Harness-Interface-Hifi-xx
SIH-IS-xx	Scientific Instrument Harness-Interface-Spire-xx
SIH-IB-xx	Scientific Instrument Harness-Interface-Bola-xx tbc
SIH-IL-xx	Scientific Instrument Harness-Interface-Lou-xx tbc
CCH-CB-xx	Cryo-Control-Harness-Cold-Optical Bench-xx
CCH-CF-xx	Cryo-Control Harness-Cold Framework-xx
CCH-CO-xx	Cryo Control-Harness-Cold-HOT-xx
CCH-CT-xx	Cryo Control-Harness-Cold HTT-xx
CCH-CV-xx	Cryo Control-Harness-Cold-Vessel-xx
SIH-CP-xx	Scientific Instrument Harness-Cold Pacs-xx
SIH-CH-xx	Scientific Instrument Harness-Cold Hifi-xx
SIH-CS-xx	Scientific Instrument Harness-Cold Spire-xx

In Annex III is a list of defined EMC classes for harness separation as an extract from the used HEPLM CAIE Data Base.

4.4 Cable Type List

In this table the principal used cable types are listed.

The ***Cable Code*** defines a raw cable category with the following order:

0	diverse
1	single line
2	pair line
3	n-tuple, unshielded
4	single line shielded
5	pair line shielded
6	n-tuple shielded
7	double shielded lines
8	coaxial cables

The ***Cable Type*** is an abbreviation of the cable description in ***Cable Type Name***.

Number of Cores, ***Twisted***, ***Number of Shields*** are self explaining columns.

There is a list of defined cable types used in the HEPLM CAIE Data Base in annex IV. Implementation of the manufacturer code into the database is not possible for database internal reasons.

This list is an extract from the used HEPLM CAIE Data Base.

4.5 Cable Characteristic List

In the Cable Characteristic List a deeper specification of the used cable types will be done.

Different gauges of each cable type can be defined.

- Specific Resistance per meter at 293°K (resistance requirement calculation)
- Specific Capacitance per meter
- Cable diameter (routing, bundling)
- Metal Part in cable (thermal calculation)
- Insulation Part in Cable (thermal calculation)
- Specific Weight (harness weight calculation)

As far as yet implemented they can be used for supporting information.

This table is not yet completed and primary used for data base internal reason.

Therefore the cable characteristic list is for information only.

Annex V contains the Cable Characteristic List as an extract from the used HEPLM CAIE Data Base.

4.6 Connector Reference List

The connector reference list contains all used connectors defined in the database.

Annex VI shows the connector reference list as an extract of the HEPLM CAIE Data Base.

4.7 Pin allocation List Harness Side

This list describes the Harness side Connector Pin allocations based on Instrument IIDB's, Harness specifications as well as definition documents with respect to CCH and CCH instrumentation, Only the connectors which are under harness manufacturing responsibility are listed.

For am more effective handling and traceability the list is divided in to the following groups. :

- CCH ICD PFM
- HIFI SIH ICD PFM
- PACS SIH ICD PFM
- SPIRE SIH ICD PFM

The corresponding harness pin allocation lists, which are the major information for harness manufacturing are part of the sub ICD's as pointed out in chapter 1.

Annex I Subsystem List

Astrium GmbH	**Subsystem List**	Doc.No.: HP-2-ASED-IC-0001
Project: HERSCHEL		Issue: 4.0 Date: 04.05.2004
		Sheet: SSL-1

S/S-Code	Abbreviation	Subsystem Name	Company	Abbr.	New
000	H/P	Herschel/Plank System	ESA	ESA	
010	H	Herschel	ALCATEL	ASP	
020	P	Planck Satellite	ALCATEL	ASP	
100	CFE ITEMS	Herschel CFE Items	ESA	ESA	
110	HIFI	Herschel HIFI Instrument	SRON	SRO	
111	HIFI CU	HIFI Cryostat Units	SRON	SRO	
112	HIFI WU	HIFI Warm Units	SRON	SRO	
115	HIFI GSE	HIFI Instrument GSE	SRON	SRO	
120	SPIRE	Herschel SPIRE Instrument	RAL	RLA	
121	SPIRE CU	SPIRE Cryostat Units	RAL	RLA	
122	SPIRE WU	SPIRE Warm Units	RAL	RLA	
125	SPIRE GSE	SPIRE Instrument GSE	RAL	RLA	
130	PACS	Herschel PACS Instrument	MPEG	MPE	
131	PACS CU	PACS Cryostat Units	MPEG	MPE	
132	PACS WU	PACS Warm Units	MPEG	MPE	
135	PACS GSE	PACS Instrument GSE	MPEG	MPE	
140	HTL	Herschel Telescope	ASEF	ASF	
141	HTL BAF	Herschel Telescope incl Baffle	ASEF	ASF	
145	HTGSE	Herschel Telescope GSE	ASEF	ASF	
200	EPLM	Herschel Ext.Payl.Module	ASED	ASD	
210	PLM	Herschel Payload Module	ASED	ASD	
211	CSS	Cryostat Structure S/S	ASED	ASD	
212	CHS	Cryostat Helium S/S	ASED	ASD	
213	CIS	Cryostat Insulation S/S	tbd	tbd	
214	CES	Cryostat Electrical S/S	tbd	tbd	
215	ISS	Instrument Secondary Structure	tbd	tbd	
220	TMS	Telescope Mounting Structure	tbd	tbd	
221	TMSCVV	TMS/CVV Struts	DSSA	tbd	
222	TMSMLI	TMS/CVV Struts MLI	AAEM	tbd	
223	TMSMF	TMSFrame	DSSA	tbd	
224	TMSCB	TMS/CB Struts	DSSA	tbd	
230	HSS	Solararray& Sunshade	DSSA	tbd	
231	HSSSTR	Solararray/Sunshade Structure	DSSA	tbd	
232	SPG	Solar Power Generator	DSSA	tbd	
233	THERMC	Thermal Control			
240	PLM/SVM IF	PLM/SVM Interface			
241	PLM/SVMIFS	PLM/SVM Interface Struts	ECAS	tbd	
242	PLM/SVMMLI	PLM/SVM Interface Struts MLI	AAEM	tbd	
243	SVMTSA	SVM Thermal Shiel Assembly			
300	SVM	SVM	tbd	tbd	
311	HIFISVMCB	HIFI SVM Connector Bracket	tbd	tbd	
312	SPIRESVMCB	SPIRE SVM Connector Bracket	tbd	tbd	
313	PACSSVMCB	PACS SVM Connector Bracket	tbd	tbd	
314	CCSSVMCB	Cryo Cov & Tel SVM Con. Bra	tbd	tbd	
315	EGSE CB	EGSE/Umb Con Bracket	tbd	tbd	
316	EXT VTL CB	External Ventline Con Bracket	tbd	tbd	
31X	SVM CFE	SVM CFE	AL	tbd	
321	CCH CB	SVM CCH CB (Th Shd)	tbd	tbd	
322		SVM Thermal Shield MLI	tbd	tbd	
400	GSE	GSEs			
410	H S/C GSE	Herschel S/C GSE	tbd	tbd	
411	H S/C MGSE	Herschel S/C MGSE	tbd	tbd	
412	H S/C EGSE	Herschel S/C EGSE	tbd	tbd	
413	S/C CVSE	see EPLM S/C CVSE	tbd	tbd	
414	S/C OGSE	see EPLM S/C OGSE	tbd	tbd	
420	EPLM GSE	EPLM GSE	tbd	tbd	
421	EPLM MGSE	EPLM MGSE	tbd	tbd	
422	EPLM EGSE	EPLM EGSE	tbd	tbd	

S/S-Code	Abbreviation	Subsystem Name	Company	Abbr.	New
423	EPLM CVSE	EPLM CVSE	tbd	tbd	
424	EPLM OGSE	EPLM OGSE	tbd	tbd	
425		Mass Thermal Dummies	PROT		
426	TBD	Mockups	tbd	tbd	
427	CTA	Cryo Test Adapter PFM	tbd	tbd	
428	TBD	Miscellaneous	tbd	tbd	
430	HEXGSE	Herschel external GSE	tbd	tbd	3.
431	HEXEGSE	Herschel external EGSE	tbd	tbd	3.
500	HPLMEQM	Hersch Eng Qual Payload Module	tbd	tbd	
510	EQMPLM	PLM EQM	tbd	tbd	
511	EQM CSS	EQM Cryostat Struct Subsyst.	tbd	tbd	
512	EQM CRHEU	EQM Cryostat Helium Units	tbd	tbd	
513	EQM CIS	EQM Cryost. Insul. Subsys.	tbd	tbd	
514	EQM CES	EQM Cryost. Electr. Subsys.	tbd	tbd	
515	EQM ISSTR	EQM Instrum. Second. Struct.	tbd	tbd	
520	EQMSVMSIM	EQM SVM Simulator	tbd	tbd	
550	EQM AGSE	EQM additional GSE	tbd	tbd	
551	EQMISOMGS	EQM ref. ISO MGSE	tbd	tbd	
552	EQM ACVSE	EQM additional CVSE	tbd	tbd	

Annex II Item List

Item-Code	Item-Identifier	Item Name	Product Tree Reference	Subsystem Affiliation	Item-Type	Location	New
HERSCHEL (Item Code: 00*)							
000000	H/P	Herschel/Plank System (not used)	00	H/P	-	HLS	
000010	H	Herschel Satellite (not used)	01	H	-	HLS	
HERSCHEL INSTRUMENTS (Item Code: 1x*)							
100000	HIS	Herschel Scientific Instruments	1x	SVM	E	INS	
HERSCHEL HIFI (Item Code: 11*)							
110000	HIFI	HIFI Units	110	HIFI	E	INS	
111000	HHICVV	HIFI Cryostat Units (cold)	111	HIFI	E	70	
111100	HHFPU	HIFI Focal Plane Unit	111	HIFI	E	73	
111200	HHLOU	HIFI LOU (outs. Cryost.)	111	HIFI	E	44	
111300	HHLOUR	HIFI LOU Radiator (outs. Cryost)	111	HIFI	-	44	
111400	HHLWU	HIFI LOU Waveguide (outs. Cryost)	111	HIFI	-	44	
112000	HHSVM	HIFI Units on SVM (warm)	112	HIFI	E	SVM	
112100	HHLCU	HIFI Local Oscillator Control Unit	112	HIFI	E	16	
112200	HHLSU	HIFI Local Oscillator Synth Unit	112	HIFI	E	15	
112300	HHFCU	HIFI Focal Plane Control Unit Warm	112	HIFI	E	16	
112410	HHHRH	HIFI High Res Spec Horizontal	112	HIFI	E	15	
112420	HHHRV	HIFI High Res Spec Vertical	112	HIFI	E	15	
112510	HHWEH	HIFI WB Spec Elec Horizontal	112	HIFI	E	16	
112520	HHWEV	HIFI WB Spec Elec Vertical	112	HIFI	E	16	
112530	HHWOH	HIFI WB Spec Optics Horizontal	112	HIFI	E	16	
112540	HHWOV	HIFI WB Spec Optics Vertical	112	HIFI	E	16	
112600	HHICU	HIFI Instrument Control Unit	112	HIFI	E	16	
112700	HH3DH	3 db Coupler Horizontal	112	HIFI	E	16	
112800	HH3DV	3 dB Coupler Vertical	112	HIFI	E	16	
112900	HHWIH	HIFI Panel Warm Interc. Harn. (WIH)	117	HIFI	E	15	
113000	HHFS	HIFI Flight Spares	110	HIFI	-	INS	
115000	HHGSE	HIFI Instrument GSE	115	HIFI	-	GSE	
115100	HHMGSE	HIFI MGSE	115	HIFI	-	GSE	
115110	HHUTC	HIFI Unit Transport Cont (tbd)	115	HIFI	M	GSE	
115111	HHUTC1	HIFI Unit Transport Cont 1 (tbd)	115	HIFI	M	GSE	
115112	HHUTC2	HIFI Unit Transport Cont 2 (tbd)	115	HIFI	M	GSE	
115200	HHEGSE	HIFI EGSE	115	HIFI	-	GSE	
117000	HHWSVMIH	HIFI Harness	117	HIFI	E	HAR	
117100	HHCHARN	HIFI CVV Internal Harn. (C)	117	HIFI	E	HAR	
117200	HHIHARN	HIFI CVV Ext. Harn. (I)	117	HIFI	E	HAR	
117300	HHSHARN	SVMCB- Warm Units Harn. (S)	117	HIFI	E	HAR	
117900	HHCOHARN	HIFI Ceck Out Harness (T)	117	HIFI	E	HAR	
HERSCHEL SPIRE (Item Code: 12*)							
120000	SPIRE	SPIRE Units	12	SPIRE	-	INS	
121000	SPIRE C UN	SPIRE Cryostat Units (cold)	121	SPIRE	E	INS	
121100	HSFPU	SPIRE Focal Plane Unit	121	SPIRE	E	70	
121110	HS SLW BDA	SPIRE FPU (Instr. Intern)	121	SPIRE	E	77	
121120	HS SSW BDA	SPIRE FPU (Instr. Intern)	121	SPIRE	E	77	
121130	HS PLW BDA	SPIRE FPU (Instr. Intern)	121	SPIRE	E	77	
121140	HS PMW BDA	SPIRE FPU (Instr. Intern)	121	SPIRE	E	77	
121150	HS PSW BDA	SPIRE FPU (Instr. Intern)	121	SPIRE	E	77	
121160	HS SCO	SPIRE FPU (Instr. Intern)	121	SPIRE	E	77	

Item-Code	Item-Identifier	Item Name	Product Tree Reference	Subsystem Affiliation	Item-Type	Location	New
121170	HS SCAL	SPIRE FPU (Instr. Intern)	121	SPIRE	E	77	
121180	HS PCAL	SPIRE FPU (Instr. Intern)	121	SPIRE	E	77	
121190	HS SMEC	SPIRE FPU (Instr. Intern)	121	SPIRE	E	77	
1211A0	HS FPU FA	SPIRE FPU (Instr. Intern)	121	SPIRE	E	77	
1211B0	HS FPU FB	SPIRE FPU (Instr. Intern)	121	SPIRE	E	77	
1211C0	HS FPU FC	SPIRE FPU (Instr. Intern)	121	SPIRE	E	77	
1211D0	HS FPU FD	SPIRE FPU (Instr. Intern)	121	SPIRE	E	77	
1211E0	HS FPU FE	SPIRE FPU (Instr. Intern)	121	SPIRE	E	77	
1211F0	HS FPU FF	SPIRE FPU (Instr. Intern)	121	SPIRE	E	77	
1211G0	HS PTC	SPIRE Photom. Control HW	121	SPIRE	E	72	
1211H0	HS BSM	SPIRE Beam Stearing Mirror	121	SPIRE	E	70	
1211I0	HSTERM	SPIRE Thermistors	121	SPIRE	E	77	
121200	HSJFET	SPIRE JFET Box	121	SPIRE	E	76	
121210	HSJFP	SPIRE JFET Box Photometer	121	SPIRE	E	75	
121220	HSJFS	SPIRE JFET Box Spectrometer	121	SPIRE	E	76	
121300	HSICHARN	SPIRE Instrument Cryo Harn (F)	121	SPIRE	E	INS	
121310	HSPCHARN	SPIRE Photo Cryo Harn (F)	121	SPIRE	E	INS	
121320	HSSCHARN	SPIRE Spec Cryo Harn (F)	121	SPIRE	E	INS	
121400	HS SHUT	SPIRE FPU Shutter	121	SPIRE	E	77	
121500	HS C HARN	SPIRE Cryogenic Harn (C) ?	121	SPIRE	E	HAR	
121600	HS I HARN	SPIRE CVV Int Harness (I) ?	121	SPIRE	E	HAR	
122000	SPIRE W UN	SPIRE Units on SVM (warm)	122	SPIRE	E	17	
122100	HSDPU	SPIRE Dig Proc Unit	122	SPIRE	E	17	
122200	HSFCU	SPIRE Focal Plane Control Unit	122	SPIRE	E	17	
122300	HSDCU	SPIRE Det. Readout & Control Unit	122	SPIRE	E	17	
123000	HSFS	SPIRE Flight Spares	12	SPIRE	-	INS	
125000	HSGSE	SPIRE Instrument GSE	125	SPIRE	-	GSE	
125100	HSMGSE	SPIRE MGSE	125	SPIRE	M	GSE	
125110	HSUTC	SPIRE Unit Transp Cont	125	SPIRE	M	GSE	
125120	HSHJIGS	SPIRE Integr. Jigs	125	SPIRE	M	GSE	
125200	HSOPGSE	SPIRE OGSE	125	SPIRE	M	GSE	
125210	HSALIGN	SPIRE Alignment	125	SPIRE	M	GSE	
125300	HSEGSE	SPIRE EGSE	125	SPIRE	E	GSE	
127000	HS W HARN	SPIRE Harness	127	SPIRE	E	HAR	
127100	HSCHARN	SPIRE CVV Int Harn (C)	127	SPIRE	E	HAR	
127200	HSIHARN	SPIRE CVV Ext.Harn (I)	127	SPIRE	E	HAR	
127300	HSSHARN	SPIRE SVM CB-Warm Units (S)	127	SPIRE	-	HAR	
127400	HSWHARN	SPIRE Pan Warm Interc. Harn (W))	127	SPIRE	E	HAR	
127900	HSCOHARN	SPIRE Ceck Out Harness (T)	127	SPIRE	E	GSE	
HERSCHEL PACS (Item Code: 13*)							
130000	PACS	PACS Units	13	PACS	E	INS	
131000	PACS C UN	PACS Cryostat Units (Cold)	131	PACS	E	70	
131100	HPFPU	PACS Focal Plane Unit	131	PACS	E	70	
131110	HPTEMPS I	PACS FPU Temp Sens (Instr Int)	131	PACS	E	77	
131111	HPFPUT1	PACS FPU Temp. Sens 1 (Instr Int)	131	PACS	E	77	
131112	HPFPUT2	PACS FPU Temp. Sens 2 (Instr Int)	131	PACS	E	77	
131113	HPFPUT3	PACS FPU Temp. Sens 3 (Instr Int)	131	PACS	E	77	
131114	HPFPUT4	PACS FPU Temp. Sens 4 (Instr Int)	131	PACS	E	77	
131120	HPCALS	PACS FPU Calib. Sour (Instr Int)	131	PACS	E	77	
131121	HPCALS1	PACS FPU Calibr Sour 1 (Instr Int)	131	PACS	E	77	
131122	HPCALS2	PACS FPU Calibr Sour 2 (Instr Int)	131	PACS	E	77	
131130	HPCHOP	PACS FPU Chop (Instr. Int)	131	PACS	E	77	
131131	HPFPUCHIF	PACS FPU Chop I/F (Instr Int)	131	PACS	E	77	

Item-Code	Item-Identifier	Item Name	Product Tree Reference	Subsystem Affiliation	Item-Type	Location	New
131140	HPFWHR	PACS FPU Filter Whr (Instr. Int)	131	PACS	E	77	
131141	HPFWHR1	PACS FPU Filter Whr 1 (Instr Int)	131	PACS	E	77	
131142	HPFWHR2	PACS FPU Filter Whr2 (Instr Int)	131	PACS	E	77	
131150	HPGRAT	PACS FPU Grating (Instr. Int)	131	PACS	E	77	
131151	HPFPUGRIF	PACS FPU Grat I/F (Instr. Int)	131	PACS	E	77	
131160	HPPHOTOM	PACS Photometer (Instr. Int)	131	PACS	E	77	
131161	HPBBOLO	PACS Blue Bolometer (Instr Int)	131	PACS	E	77	
131162	HPRBOLO	PACS Red Bolometer (Instr Int)	131	PACS	E	77	
131163	HP Cooler	PACS Cooler (Instr. Int)	131	PACS	E	77	
131170	HP SPEC	PACS Spectrometer (Instr. Int)	131	PACS	E	77	
131171	HPBPHOTO	PACS Blue Photom. (Instr Int)	131	PACS	E	77	
131172	HPRPHOTO	PACS Red Photom. (Instr Int)	131	PACS	E	77	
132000	PACS W UN	PACS Units on SVM (warm)	132	PACS	E	SVM	
132100	HPDECMEC	PACS DEC/MEC Nom/Red	132	PACS	E	18	
132300	HPBOLC	PACS Bolm./Cooler Contr.	132	PACS	E	18	
132400	HPDPU	PACS Data Processing Unit	132	PACS	E	18	
132500	HPSPU1	PACS Sig. Proc Unit 1 (NOM)	132	PACS	E	18	
132600	HPSPU2	PACS Sig. Proc Unit 2 (RED)	132	PACS	E	18	
133000	HPFS	PACS Flight Spares	13	PACS	-	INS	
135000	HPGSE	PACS Instrument GSE	135	PACS	M	GSE	
135100	HPMGSE	PACS MGSE	135	PACS	M	GSE	
135110	HPUTC	PACS Unit Transp Cont	135	PACS	M	GSE	
135200	HPEGSE	PACS Eletrical GSE	135	PACS	E	GSE	
135300	HPOGSE	PACS Optical GSE	135	PACS	E	GSE	
137000	HPWBH	PACS Harness	137	PACS	E	HAR	
137100	HPCHARN	PACS CVV Internal Harn (C)	137	PACS	E	HAR	
137200	HPIHARN	PACS CVV Ext Harn (I)	137	PACS	E	HAR	
137300	HPPHARN	PACS SVMCB-Warm Units (S)	137	PACS	E	HAR	
137400	HPWIH	PACS Panel Warm Interc. Harn. (W)	137	PACS	E	HAR	
137900	HPCOHARN	PACS Checkout Harness (T)	137	PACS	E	GSE	
TELESCOPE (Item Code: 14*)							
140000	HTL	Herschel Telescope	140	HTL	-	83	
141000	HTU	Herschel Telescope Unit	140	HTL	-	83	
141100	H TEL CB	Herschel Telesc Unit CB	140	HTL	-	83	
145000	HTGSE	Telescope GSE	140	HTL	M	GSE	
145100	HTCONT	Tansport Container	140	HTL	M	GSE	
145200	HTLDV	Lifting Device	140	HTL	M	GSE	
145300	HTPTC	Protective Cover	140	HTL	M	GSE	
EPLM (Item Code: 2x*)							
200000	EPLM	Extended Payload Module	2x	EPLM	-	PLM	
PLM (Item Code: 21*)							
210000	PLM	Payload Module	21	PLM	-	PLM	
211000	CSS	Cryostat Structure S/S	211	CSS	-	CSS	
211100	CVV	Cryostat Vakuum Vessel	211	CSS	-	CSS	
211110	CVVUB	CVV Upper Bulkhead	211	CSS	M	E1	
211120	CVVCY	CVV Cylinder	211	CSS	M	30	
211121	CVVUCR	Upper Connector Ring	211	CSS	E	33	
211123	CVVLCR	Lower Connector Ring	211	CSS	E	30	

Item-Code	Item-Identifier	Item Name	Product Tree Reference	Subsystem Affiliation	Item-Type	Location	New
211130	CCVLB	CVV Lower Bulkhead	211	CSS	M	30	
211140	CVVRN	CVV Radiator Nose	211	CSS	M	30	
211200	TSF	Tank Support & Spatial Framework	211	CSS	M	CSS	
211210	STR	Tank Straps Lower and Upper	211	CSS	M	30	
211211	UTSC	Upper Tank Straps Chain	211	CSS	M	CSS	
211212	LTSC	Lower Tank Straps Chain	211	CSS	M	CSS	
211213	CHBOL	Chain Bolts	211	CSS	M	CSS	
211214	STRPREDEV	Strap Pretensioning Devices	211	CSS	M	CSS	
211220	SPAF	Spatial Framework	211	CSS	-	30	
211221	USPFW	Upper Spatial Framework	211	CSS	M	CSS	
211222	LSPFW	Lower Spatial Framework	211	CSS	M	CSS	
211300	CCC	Cryostat Cover & Cavity	211	CSS	M	CSS	
211310	CC CB	Cryostat Cover Con Bracket	211	CSS	E	CSS	
211311	CC FTH CB	Cryostat Cover Feed Thr CB	211	CSS	E	CC	3.
211320	C	Cavity	211	CSS	-	CSS	
211400	IOB	Instrument Optical Bench	211	CSS	M	CSS	
212000	CHS	Cryostat Helium S/S	212	CHS	-	60	
212100	HTT	Helium II Tank	212	CHS	M	CSS	
212200	HSC	Helium System Componentns	212	CHS	-	CSS	
212250	RUPDIS	Rupture Disc	212	CHS	M	CSS	
212270	ABS	Absorbers	212	CHS	M	CSS	
212280	FILLPORTS	Filling Ports	212	CHS	M	CSS	
212281	TINT FILL	Tank Internal Filling	212	CHS	M	CSS	
212282	TEXTFILL	Tank External Filling	212	CHS	M	CSS	
212400	HST	Helium System Tubing	212	CHS	M	CSS	
212410	INTTUB	Internal Tubing	212	CHS	M	CSS	
212411	HeIITTUB	Helium II Tank Tubing	212	CHS	M	CSS	
212412	HeITTUB	Helium I Tank Tubing	212	CHS	M	CSS	
212413	SHDTUB	Shields Tubing	212	CHS	M	CSS	
212420	EXTTUB	External Tubing	212	CHS	M	CSS	
212430	OBHEVENT	Optical Bench Helium Vent Line	212	CHS	M	CSS	
212500	HOT	Helium I Tank	212	CHS	M	CSS	
212510	HOT CB	Helium I Tank Connector Bracket	212	CHS	E	CSS	
212600	HSE	Helium System Equipment	212	CHS	M	CSS	
212610	HPTX	Helium Pressure Sensor	212	CHS	E	CSS	
212620	VTLHTR	Ventline External Heaters	212	CHS	E	CSS	
212630	TPTSTHERM	Tank Platinum Surface Thermometers	212	CHS	E	CSS	
212640	VNOZ	Ventile Nozzels	212	CHS	M	CSS	
212650	VACMSENS	Vacuum Measurement Sensors	212	CHS	E	CSS	
213000	CIS	Cryostat Insulation S/S	213	CIS	I	I	
213100	CTS	Cylinder Thermal Shields	213	CIS	I	ITS	
213110	1CTS	1st Cylinder Thermal Shield	213	CIS	I	ITS	
213120	2CTS	2nd Cylinder Thermal Shield	213	CIS	I	ITS	
213130	3CTS	3rd Cylinder Thermal Shield	213	CIS	I	ITS	
213200	ULS	Upper&Lower Thermal Shields	213	CIS	I	ITS	
213210	LBHTS	LowerBulkheadThermal Shield	213	CIS	I	ITS	
213211	1LBTS	1st Lower Bulkhead Thermal Shield	213	CIS	I	ITS	
213212	2LBTS	2nd Lower Bilkhead Thermal Shield	213	CIS	I	ITS	
213213	3LBTS	3rd Lower Bulkhead Thermal Shield	213	CIS	I	ITS	
213220	UBHTS	Upper Bulkhead Thermal Shields	213	CIS	I	ITS	
213221	1UBTS	1st Upper Bulkhead Thermal Shield	213	CIS	I	ITS	
213222	2UBTS	2nd Upper Bulkhead Thermal Shield	213	CIS	I	ITS	
213223	3UBTS	3rd Uppper Bulkhead Thermal Shield	213	CIS	I	ITS	
213300	OBS	Otical Bench&Beam Pattern Shield	213	CIS	I	ITS	
213400	CMLI	Cryostat MLI	213	CIS	I	IML	
213410	CVV MLI	Cryostat Vacuum Vessel MLI	213	CIS	I	IML	

Item-Code	Item-Identifier	Item Name	Product Tree Reference	Subsystem Affiliation	Item-Type	Location	New
213411	CYMLI	CVV Cylinder MLI	213	CIS	I	IML	
213412	LBMLI	Lower Bulkhead MLI	213	CIS	I	IML	
213413	UBMLI	Upper Bulkhead MLI	213	CIS	I	IML	
213420	CC MLI	Cryostat Cover MLI	213	CIS	I	IML	
213430	CA MLI	Cavity MLI	213	CIS	I	IML	
213440	CY TS MLI	Cylinder Thermal Shields MLI	213	CIS	I	IML	
213441	1CYTSMLI	1st Cylind. Therm Shd MLI	213	CIS	I	IML	
213442	2CYTSMLI	2nd Cylind. Therm.Shd MLI	213	CIS	I	IML	
213443	2CYTSMLI	3rd Cylind. Therm. Shd MLI	213	CIS	I	IML	
213450	UL TS MLI	Upper & Lower Thermal Shields MLI	213	CIS	I	IML	
213451	1RSLBMLI	1st Rad Shd Lower B.Head MLI	213	CIS	I	IML	
213452	1RSUBMLI	1st Rad Shd Upper B.Head MLI	213	CIS	I	IML	
213453	2RSLBMLI	2nd Rad Shd Lower B.Head MLI	213	CIS	I	IML	
213454	2RSUBMLI	2nd Rad Shd Upper B.Head MLI	213	CIS	I	IML	
213455	3RSLBMLI	3rd Rad Shd Lower B.Head MLI	213	CIS	I	IML	
213456	3RSUBMLI	3rd Rad Shd Upper B.Head MLI	213	CIS	I	IML	
213460	OBS MLI	Optical Bench Shield MLI	213	CIS	I	IML	
213470	HEIITMLI	He II Tank MLI	213	CIS	I	IML	
213480	HEITMLI	He I Tank MLI	213	CIS	I	IML	
213490	ISSMLI	Instr. Sec. Struct. MLI	213	CIS	I	IML	
213491	LOUMLI	LOU MLI	213	CIS	I	IML	
213492	BOLAMLI	BOLA MLI	213	CIS	I	IML	
213493	WGMLI	Wave Guides MLI	213	CIS	I	IML	
214000	CES	Cryostat Electrical Assembly	214	CES	E	EL	
214100	CCU	Cryostat Control Unit	214	CES	E	17	
214200	CCI	C.Control Instrument. Delete	214	CES	E	30	
214210	CCITS	CC. Instr. Temp Sens (>21T*) delete	214	CES	E	30	
214220	CCIPS	CC. Instr. Press Sens (>21P*) dele	214	CES	E	30	
214230	CCITAC	CC. Instr. Accelerm (> 21A*) delet	214	CES	E	30	
214300	PCH	PLM Cryostat Harness	214	CES	E	30	
214310	CCH	Cryostat Control Harness	214	CES	E	30	
214311	CCCHARN	Cryo CVV Intern Harn (C)	214	CES	E	EL	
214312	CCIHARN	Cryo CVV Extern. Harn (I)	214	CES	E	EL	
214313	CCSHARN	Cryo SVM CB to Pan Harn (S)	214	CES	E	EL	
214314	CCISH	Cryo Contr. Instrum. Harn	214	CES	E	EL	
214320	SIH	Scient Instr. Harness	214	CES	E	INS	
214321	CHSPHARN	CVV Int HIFI SPIRE PACS Harn (Cold)	214	CES	E	EL	
214322	IHSPHARN	Ext HIFI SPIRE PACS Harn (Interm)	214	CES	E	EL	
214323	SHPSHARN	SVM Pan HIFI PACS SPIRE Har(Warm	214	CES	E	EL	
214331	CCHUSFCB	CCH USF Con. Brack. Quadr. +Z +Y	214	CES	E	57	2.
214332	CCHUSFCB2	CCH USF Con. Brack. Quadr. -Y +Z	214	CES	E	57	
214333	CCHUSFCB3	CCH USF Con. Brack. Quadr. -Z -Y	214	CES	E	57	
214334	CCHUSFCB4	CCH USF Con. Brack. Quadr. +Z -Y	214	CES	E	57	
214341	CCHLSFCB01	CCH LSF Con. Brack. Quadr. +Y/+Z	214	CES	E	EL	
214342	CCHLSFCB02	CCH LSF Con. Brack. Quadr. -Y/+Z	214	CES	E	EL	
214343	CCHLSFCB03	CCH LSF Con. Brack. Quadr. -Y/-Z	214	CES	E	EL	
214344	CCHLSFCB04	CCH LSF Con. Brack. Quadr. +Y/-Z	214	CES	E	EL	
214411	OBTSHCB1	CCH OB Shd Brack. Near Strap 1	214	CES	E	72	2.
214421	LBTS1CB1	Low Bulkh Shd1 Brack. near Strap 18	214	CES	E	53	
214422	CYTS1CB1	Cyl Shd 1 Brack. near Strap 18	214	CES	E	53	
214423	UBTS1CB2	Up Bulkh 1Shd Br. near Str 08 J/02	214	CES	E	53	2.
214424	UBTS1CB3	Up Bulkh 1Shd Br. near Str 08 J/P01	214	CES	E	53	2.
214425	UBTS1CB1	Up Bulkh 1Shd Br. near Str 08 J/P03	214	CES	E	53	
214441	LBTS2CB1	Low Bulkh Shd2 Brack. near Strap 18	214	CES	E	53	
214442	CYTS2CB1	Cyl Shd 2 Brack. near Strap 18	214	CES	E	53	
214443	UBTS2CB1	Up Bulkh 2Shd Br. near Str 08 J/P02	214	CES	E	54	
214444	UBTS2CB2	Up Bulkh 2Shd Br. near Str 08 J/P01	214	CES	E	54	

Item-Code	Item-Identifier	Item Name	Product Tree Reference	Subsystem Affiliation	Item-Type	Location	New
214461	LBTS3CB1	Low Bulkh Shd3 Brack. near Strap 18	214	CES	E	53	
214462	CYTS3CB1	Cyl Shd 3 Brack. near Strap 18	214	CES	E	53	
214463	UBTS3CB1	Up Bulkh 3Shd Br. near Str 08 J/P01	214	CES	E	55	
214464	UBTS3CB2	Up Bulkh 3Shd Br. near Str 08 J/P01	214	CES	E	55	
21A101	HTTA101	HTT Acc. A101	214	CES	E	61	
21A102	HTTA102	HTT Acc. A102	214	CES	E	61	
21A103	HTTA103	HTT Acc. A103	214	CES	E	61	
21A104	HTTA104	HTT Acc. A104	214	CES	E	61	
21A105	HTTA105	HTT Acc. A105	214	CES	E	61	
21A106	HTTA106	HTT Acc. A106	214	CES	E	61	
21A107	HTTA107	HTT Acc. A107	214	CES	E	61	
21A108	HTTA108	HTT Acc. A108	214	CES	E	61	
21A109	HTTA109	HTT Acc. A109	214	CES	E	61	
21A201	OBA201	OB Acc. A201	214	CES	E	70	
21A202	OBA202	OB Acc. A202	214	CES	E	70	
21A203	OBA203	OB Acc. A203	214	CES	E	70	
21A204	OBA204	OB Acc. A204	214	CES	E	70	
21A205	OBA205	OB Acc. A205	214	CES	E	70	
21A206	OBA206	OB Acc. A206	214	CES	E	70	
21A421	A4211stSh	A421 1st Shd Accelerometer	214	CES	E	53	
21A422	A422 1stSh	A422 1st Shd Accelerometer	214	CES	E	53	
21A701	HOTA701	HOT Acc. A701	214	CES	E	62	
21A702	HOTA702	HOT Acc A702	214	CES	E	62	
21A703	HOTA703	HOT Acc. A703	214	CES	E	62	
21D101	HTTD101	HTT DLCM1	214	CES	E	61	
21D102	HTTD102	HTT DLCM2	214	CES	E	61	
21H101	DLCM1HTR	DLCM 1 Htr H101	214	CES	E	61	
21H102	DLCM2HTR	DLCM 2 Htr H102	214	CES	E	61	
21H103	HTTH103	HTT Depl Htr H103	214	CES	E	61	
21H104	HTTH104	HTT Depl Htr H104	214	CES	E	61	
21H331	HT 9.x M1	Telesc Htr Line 9 M1	214	CES	E	83	
21H332	HT 3.x M1	Heater Line 3 M1	214	CES	E	83	
21H333	HT 4.x M1	Heater Line 4 M1	214	CES	E	83	
21H334	HT 5.x M1	Heater Line 5 M1	214	CES	E	83	
21H335	HT 6.x M1	Heater Line 6 M1	214	CES	E	83	
21H336	HT 7.x M1	Heater Line 7 M1	214	CES	E	83	
21H337	HT 8.x M1	Heater Line 8 M1	214	CES	E	83	
21H338	HT 1 M2	Heater Line 1 M2	214	CES	E	83	
21H339	HT 2 M2	Heater Line 2 M2	214	CES	E	83	
21H501	HighPwH501	High Pwr Htr H501	214	CES	E	63	
21H502	ExVentH502	Ext. Ventl. Htr H502	214	CES	E	63	
21H503	ExVentH503	Ext. Ventl. Htr H503	214	CES	E	63	
21H701	HOTH701	HOT Htr H701	214	CES	E	62	
21H702	HOTH702	HOT Htr H702	214	CES	E	62	
21L101	HTTL101	HTT Liq Level Sens L101	214	CES	E	61	
21L102	HTTL102	HTT Liq Level Sens L102	214	CES	E	61	
21L701	HOTL701	HOT Liq Level Sens L701	214	CES	E	62	
21L702	HOTL702	HOT Liq Level Sens L702	214	CES	E	62	
21N601	CovN601	C.Cover Non Expl Dev 601 (211310)	214	CES	E	36	3.
21N602	CovN602	C.Cover Non Expl Dev 602 (211310)	214	CES	E	36	3.
21P101	HTTP101	HTT Press. Sensor P101	214	CES	E	61	
21P102	HTTP102	HTT Press. Sensor P102	214	CES	E	61	
21P501	ExVentP501	Ext. Ventl. PressTrans P503	214	CES	E	63	
21P502	ExVentP502	Ext. Ventl. PressTrans P502	214	CES	E	63	
21P701	HOTP701	HOT PressTrans P701	214	CES	E	62	

Item-Code	Item-Identifier	Item Name	Product Tree Reference	Subsystem Affiliation	Item-Type	Location	New
21PPS1	HTTPPS1	HTT PhaseSeparator 1	214	CES	E	61	
21S601	CovSNO601	Cover StatMon Nom op (211310)	214	CES	E	CC	3.
21S602	CovSNC602	Cover StatMon Nom cl (211310)	214	CES	E	CC	3.
21S603	CovSRO603	Cover StatMon Red op (211310)	214	CES	E	CC	3.
21S604	CovSRC604	Cover StatMon Red cl (211310)	214	CES	E	CC	3.
21T102	HTTT102	HTT TempSensT102 DLCM2	214	CES	E	61	2.
21T103	HTTT103	HTT TempSens P T103	214	CES	E	61	
21T104	HTTT104	HTT TempSens P T104	214	CES	E	61	
21T105	HTTT105	HTT TempSens P T105	214	CES	E	61	
21T106	HTTT106	HTT TempSens C T106	214	CES	E	61	
21T107	HTTT107	HTT TempSens C T107	214	CES	E	61	
21T111	HTTT111	HTT PhaseSeparator T111	214	CES	E	61	
21T112	HTTT112	HTT PhaseSeparator T112	214	CES	E	61	
21T113	HTTT113	HTT TempSens C T113	214	CES	E	61	
21T114	HTTT114	HTT TempSens C T114	214	CES	E	61	
21T202	OBAT202	T202 PACS A +Zft Tsens	214	CES	E	70	
21T207	OBAT207	T207 HIFI E L2-Y+Zft Tsens	214	CES	E	70	
21T208	OBAT208	T208 HIFI B L2-Y+Zft Tsens	214	CES	E	70	
21T211	OBIST211	T211 HIFI InstrShd Tsens	214	CES	E	70	
21T212	OBIST212	T212 PACS Instr Shd Tsens	214	CES	E	70	
21T213	OBIST213	T213 SPIRE Instr Shd Tsens	214	CES	E	70	
21T221	OBAT221	T221 PACS A L0CStr1 Tsens	214	CES	E	70	
21T222	OBAT222	T222 PACS B L0CStr2 Tsens	214	CES	E	70	
21T223	OBAT223	T223 PACS A L0CStr3 Tsens	214	CES	E	70	
21T224	OBAT224	T224 PACS B L0CStr4 Tsens	214	CES	E	70	
21T225	OBAT225	T225 SPIRE B L0Str5 Tsens	214	CES	E	70	
21T226	OBAT226	T226 SPIRE B L0Str6 Tsens	214	CES	E	70	
21T227	OBAT227	T227 SPIRE A L0Str7 Tsens	214	CES	E	70	
21T228	OBAT228	OBCS TempSens C T228	214	CES	E	70	
21T231	OBAT231	T231 PACS B L1inlet Tsens	214	CES	E	70	
21T232	OBAT232	T232 PACS A L1dsStr1 Tsens	214	CES	E	70	
21T233	OBAT233	T233 PACS B L1dsStr2 Tsens	214	CES	E	70	
21T234	OBAT234	T234 PACS A L1dsSTR3 Tsens	214	CES	E	70	
21T235	OBAT235	T235 SPIRE B L1usStr4 Tsens	214	CES	E	70	
21T236	OBAT236	T236 SPIRE A L1dsStr4 Tsens	214	CES	E	70	
21T237	OBAT237	T237 HIFI B L1Str5 Tsens	214	CES	E	73	
21T242	OBAT242	T242 PACS B L1FPUStr1 Tsens	214	CES	E	77	
21T244	OBAT244	T244 HIFI A L1Str5 Tsens	214	CES	E	73	
21T246	OBAT246	T246 SPIRE A Str2 Tsens	214	CES	E	77	
21T247	OBAT247	T247 SPIRE B L3JFSStr1 Tsens	214	CES	E	77	
21T248	OBAT248	T248 SPIRE B L1Str4 Tsens	214	CES	E	77	
21T249	OBAT249	T249 SPIRE EGSE JFS Tsens	214	CES	E	77	
21T250	OBAT250	T250 SPIRE A JFS Tsens	214	CES	E	77	
21T251	OBAT251	T251 SPIRE EGSE JFP Tsens	214	CES	E	77	
21T252	OBAT252	T252 SPIRE B JFP Tsens	214	CES	E	77	
21T253	OBAT253	T253 SPIRE EGSE Centfoot Tsens	214	CES	E	77	
21T254	OBAT254	T254 SPIRE B Centfoot Tsens	214	CES	E	77	
21T255	OBAT255	T255 SPIRE EGSE +Y-Z foot Tsens	214	CES	E	77	
21T256	OBAT256	T256 SPIRE B +Y-Z foot Tsens	214	CES	E	77	
21T258	OBAT258	T258 SPIRE A -Y-Z foot Tsens	214	CES	E	77	
21T301	SunshlT301	Sunshld TempSens P T301	214	CES	E	81	
21T302	SunshlT302	Sunshld TempSens P T302	214	CES	E	81	
21T303	SunshlT303	Sunshld TempSens P T303	214	CES	E	81	
21T304	SunshlT304	Sunshld TempSens P T304	214	CES	E	81	
21T305	SunshlT305	Sunshld TempSens P T305	214	CES	E	81	
21T306	SunshlT306	Sunshld TempSens P T306	214	CES	E	81	

Item-Code	Item-Identifier	Item Name	Product Tree Reference	Subsystem Affiliation	Item-Type	Location	New
21T311	SunshaT311	Sunshade TempSens P T311	214	CES	E	82	
21T312	SunshaT312	Sunshade TempSens P T312	214	CES	E	82	
21T313	SunshaT313	Sunshade TempSens P T313	214	CES	E	82	
21T314	SunshaT314	Sunshade TempSens P T314	214	CES	E	82	
21T315	SunshaT315	Sunshade TempSens P T315	214	CES	E	82	
21T316	SunshaT316	Sunshade TempSens P T316	214	CES	E	82	
21T321	SVMShT321	SVMShld TempSens P T321	214	CES	E	SVM	
21T322	SVMShT322	SVMShld TempSens P T322	214	CES	E	SVM	
21T323	SVMShT323	SVMShld TempSens P T323	214	CES	E	SVM	
21T324	SVMShT324	SVMShld TempSens P T324	214	CES	E	SVM	
21T331	HTTH331	Telesc. Therm 331 CCU A	214	CES	E	83	
21T332	HTTH332	Telesc. Therm 332 CCU B	214	CES	E	83	
21T333	HTTH333	Telesc. Therm 333 CCU A	214	CES	E	83	
21T334	HTTH334	Telesc. Therm 334 CCU B	214	CES	E	83	
21T335	HTTH335	Telesc. Therm 335 CCU A	214	CES	E	83	
21T336	HTTH336	Telesc. Therm 336 CCU B	214	CES	E	83	
21T337	HTTH337	Telesc. Therm 337 CCU A	214	CES	E	83	
21T338	HTTH338	Telesc. Therm 338 CCU B	214	CES	E	83	
21T339	HTTH339	Telesc. Therm 339 CCU A	214	CES	E	83	
21T340	HTTH340	Telesc. Therm 340 CCU A	214	CES	E	83	
21T341	HTTH341	Telesc. Therm 341 CCU B	214	CES	E	83	
21T342	HTTH342	Telesc. Therm 342 CCU A	214	CES	E	83	
21T421	1stShT421	1st Shld lp TempSens P T421	214	CES	E	53	
21T422	1stShT422	1st Shld cp TempSens P T422	214	CES	E	53	
21T423	T4231stSh	T423 1st Shd uc TSens P	214	CES	E	53	
21T424	T4241stSh	T424 1st Shd uc TSens P	214	CES	E	53	
21T441	1stShT441	2nd Shld lp TempSens P T441	214	CES	E	54	
21T442	2ndShT442	2nd Shld cp TempSens P T442	214	CES	E	54	
21T443	T4432ndSh	T443 2nd Shd uc Tsens	214	CES	E	54	
21T444	T4442ndSh	T444 2nd Shd uc TSens P	214	CES	E	54	
21T461	3rdShT461	3rd Shld lp TempSens P T461	214	CES	E	55	
21T462	3rdShT462	3rd Shld cp TempSens P T462	214	CES	E	55	
21T463	T4633rddSh	T463 3rd Shd uc TSens P	214	CES	E	55	
21T464	T4643rddSh	T464 3rd Shd uc TSens P	214	CES	E	55	
21T501	ExVentT501	Ext.Ventl. TempSens P T501	214	CES	E	63	
21T502	ExVentT502	Ext.Ventl. TempSens NCrN T501	214	CES	E	63	
21T504	ExVentT504	Ext.Ventl. TempSens P T504	214	CES	E	63	
21T505	ExVentT505	Ext.Ventl. TempSens P T505	214	CES	E	63	
21T506	ExVentT506	Ext.Ventl. TempSens P T506	214	CES	E	63	
21T507	ExVentT507	Ext.Ventl. Unit TempSens P T507	214	CES	E	63	
21T601	CovInT601	Cov.Inside TempSens T601 (211311)	214	CES	E	CC	3.
21T602	CovInT602	Cov.Inside TempSens T602 (211311)	214	CES	E	CC	3.
21T651	CovTP651	Cav. TempSens P T651 (exch. 211314)	214	CES	E	CC	
21T652	CovTC652	Cav. TempSens C T652 (exch. 211315)	214	CES	E	CC	
21T653	CovTP653	Cav. TempSens P T653 (exch 211319)	214	CES	E	CC	
21T654	CovTC654	Cav. TempSens C T654 (exch 21131A)	214	CES	E	CC	
21T701	HOTT701	HOT TempSens P T701	214	CES	E	62	
21T702	HOTT702	HOT TempSens C T702	214	CES	E	62	
21T703	HOTT703	HOT TempSens C T703	214	CES	E	62	
21T704	HOTT704	HOT TempSens P T704	214	CES	E	62	
21T801	LChT801	LowChain TempSens P T801	214	CES	E	51	
21T802	LChT802	LowChain TempSens P T802	214	CES	E	51	
21T803	LChT803	LowChain TempSens P T803	214	CES	E	51	
21T804	LChT804	LowChain TempSens P T804	214	CES	E	51	
21T805	LChT805	LowChain TempSens P T805	214	CES	E	51	
21T806	LChT806	LowChain TempSens P T806	214	CES	E	51	
21T851	UChT851	UppChain TempSens P T851	214	CES	E	56	

Item-Code	Item-Identifier	Item Name	Product Tree Reference	Subsystem Affiliation	Item-Type	Location	New
21T852	UChT852	UppChain TempSens P T852	214	CES	E	56	
21T853	UChT853	UppChain TempSens P T853	214	CES	E	56	
21T861	USFT861	UppSpatFW TempSens P T861	214	CES	E	57	
21T862	USFT862	UppSpatFW TempSens P T862	214	CES	E	57	
21T901	CVVT901	CVV ext TempSens P T901	214	CES	E	30	
21T902	CVVT902	CVV ext TempSens P T902	214	CES	E	30	
21T903	CVVT903	CVV ext TempSens P T903	214	CES	E	30	
21T904	CVVT904	CVV ext TempSens P T904	214	CES	E	30	
21T905	CVVT905	CVV ext TempSens P T905	214	CES	E	30	
21T906	CVVT906	CVV ext TempSens P T906	214	CES	E	30	
21T907	CVVT907	CVV ext +YRad TempSens P T907	214	CES	E	42	
21T908	CVVT908	CVV ext +YRad TempSens P T908	214	CES	E	42	
21T909	CVVT909	CVV ext -YRad TempSens P T909	214	CES	E	42	
21T910	CVVT910	CVV ext -YRad TempSens P T910	214	CES	E	42	
21T911	CVVT911	CVV ext TempSens P T911	214	CES	E	30	
21T912	CVVT912	CVV ext TempSens P T912	214	CES	E	30	
21T921	CVVT921	CVV ext BOLA BB TempSens P T921	214	CES	E	43	
21T922	CVVT922	CVV ex tBOLA BB TempSens P T922	214	CES	E	43	
21T931	CVVT931	CVV ext Lou BB TempSens P T931	214	CES	E	44	
21T932	CVVT932	CVV ext Lou Rad TempSens P T932	214	CES	E	44	
21T933	CVVT933	CVV ext Lou Rad TempSens PT933	214	CES	E	44	
21T934	CVVT934	CVV ext WaveGd Lou TempSens P T9	214	CES	E	44	
21T935	CVVT935	CVV ext WaveGd Lou TempSens P T9	214	CES	E	E2	
21V102	HTTV102	HTT El Valve V102	214	CES	E	61	
21V103	HTTV103	HTT El Valve V103	214	CES	E	61	
21V104	HTTV104	HTT El Valve V104	214	CES	E	61	
21V105	HTTV105	HTT El Valve V105	214	CES	E	61	
21V106	HTTV106	HTT El Valve V106	214	CES	E	61	
21V501	ExVentV501	Ext. Ventl. El Valve V501	214	CES	E	63	
21V503	ExVentV503	Ext. Ventl. El Valve V503	214	CES	E	63	
21V504	ExVentV504	Ext. Ventl. El Valve V504	214	CES	E	63	
21V505	ExVentV505	Ext. Ventl. El Valve V505	214	CES	E	63	
21V701	HOTV701	HOT El Valve V701	214	CES	E	62	
21V702	HOTV702	HOT El Valve V702	214	CES	E	62	
215000	ISS	Instrument Secondary Structure	215	ISS	M	CSS	
215200	LOUSS	LOU Support Structure	215	ISS	M	30	
215300	OWF	Optical Window & Filters	215	ISS	M	70	
215400	SFOWF	Support Frame Opt. Window & Filter	215	ISS	M	70	
215500	OBCB	Opt Bench Harn Con. Bra (214411)	215	ISS	M	70	
215600	LOU WG MS	LOU Waveguides Mounting Studs	215	ISS	M	80	
215700	ITERMCON	Instrument Thermal Connectors	215	ISS	M	?	
215800	ALGREF	PLM & OB Alignment References	215	ISS	M	?	
Telesc. Mounting Structure (Item Code: 22*)							
220000	HTM	Herschel Telescope Module	22	TMS	M	83	
221000	HTL	Herschel Telesc. Mounting Struts	221	TMSCVV	M	83	
222000	TMS	Telescope Mounting Struts MLI	222	TMSMLI	M	83	
223000	HTMF	Herschel Telesc Mount. Frame	223	TMSMF	M	83	
223100	HTSSCB	Hersch Telesc M.Fr Con Bra (141100)	223	TMSMF	E	83	
HSS (Item Code: 23*)							
230000	HSS	Herschel Sunshield & Sunshade	23	HSS	M	81	
231000	SSS	Sunshield/Sunshade Structure	231	HSSSTR	M	81	

Item-Code	Item-Identifier	Item Name	Product Tree Reference	Subsystem Affiliation	Item-Type	Location	New
231100	SS	Sun Shield	231	HSSSTR	M	81	
231110	SSP	Sun Shield Panels	231	HSSSTR	M	81	
231120	SSPS	Support	231	HSSSTR	M	81	
231200	SSH	Sunshade	231	HSSSTR	M	81	
231210	SSDP	Sunshade Panels	231	HSSSTR	M	81	
231220	SHDS	Sunshade Support	231	HSSSTR	M	81	
231230	HSS CB	Herschel Sunshade Con Bracket	231	HSSSTR	E	82	
232000	HSPGS	Solar Power Generator System	232	SPG	E	81	
232100	HSPG	HERSCHEL Solar Power Generator	232	SPG	E	81	
232200	HSPGT	HERSCHEL SolarArray Termistor	232	SPG	E	81	
232300	SPGC	Solar Power Generator Wiring & Cell	232	SPG	E	81	
233000	SRS?	Sunshade Radating Surface ?	233	THERMC	M	81	
PLM SVM IF Structure (Item Code: 25*)							
250000	PLM SVM IF	PLM SVM Interfaces Structure	25	PLM/SVM IF	-	HLS	
H SVM (Item Code: 3x*)							
300000	HSVM	Herschel SVM	3x	SVM	-	SVM	
H SVM INSTR/TELE/LAUNCH CB (Item Code: 31*)							
310000	HSVMCB	Herschel Service Modul CB	31x	SVM	E	SVM	
311000	HHSVMCB	HIFI Con. Bracket	311	HIFISVMCB	E	20	
311100	HHSVMCB1	HIFI SVM CB FCU FPU P01-P10	311	HIFISVMCB	E	25	
311200	HHSVMCB2	HIFI SVM CB LCU LOU P11-P17	311	HIFISVMCB	E	26	
311300	HHSVMCB3	HIFI SVM CB HRI WEH FPU Coax	311	HIFISVMCB	E	26	
312000	HSSVMCB	SPIRE Con. Bracket	312	SPIRESVMCB	E	27	
312100	HSSVMCB1	SPIRE SVM CB 1 Bundle 03/04/05	312	SPIRESVMCB	E	27	
312200	HSSVMCB2	SPIRE SVM CB2 Bundle 1/2/6/7/8/9	312	SPIRESVMCB	E	27	
312300	HSSVMCB3	SPIRE SVM CB3 Bundle 10/11/12/13	312	SPIRESVMCB	E	27	
313000	HPSVMCB	PACS Con. Bracket	313	PACSSVMCB	E	28	
313100	HPSVMCB1	PACS SVM CB 1 (XP 1to 8)	313	PACSSVMCB	E	28	
313200	HPSVMCB2	PACS SVM CB 2 (XP 19 to 24)	313	PACSSVMCB	E	22	
314000	TSCSVMCB	TEL Con. Bracket	314	CCSSVMCB	E	21	
314100	TSCSVMCB	Cryo Cover SVM CB1 Sensors	314	CCSSVMCB	E	21	3.
314200	CCSVMCB	Cryo Cover SVM CB	314	CCSSVMCB	E	21	3.
314300	TSCSVMCB3	TEL-SVM CB3 Heaters to S/C	314	CCSSVMCB	E	21	
315000	HEGSECB	EGS/UMB. SVM CB Place Holder	315	EGSE CB	E	21	
315100	SVM EGSEC	Sens ACC to EGSE&Facilty R/O	315	EGSE CB	E	28	
315200	HACCELCB	Accel. CCH CB	315	EGSE CB	E	28	
316000	Launch	Launch IF CB tbd	315	EGSE CB	-	28	
316100	CCU EV CB	Ext Ventl to CCU CB	316	EXT VTL CB	E	26	
TBD (Item Code: 32*)							
321000	CCHCB	Herschel SVM CCH CB Place Holder	321	CCH CB	-	28	
321100	EGSE CB	EGSE Con Bra	321	CCH CB	E	26	
321200	CCU A CB	Herschel SVM CCU A CB	321	CCH CB	E	28	
321300	CCU B CB	Herschel SVM CCU B CB	321	CCH CB	E	28	

Item-Code	Item-Identifier	Item Name	Product Tree Reference	Subsystem Affiliation	Item-Type	Loca-tion	New
H SVM (Item Code: 3x*)							
331100	SVMSH	SVM Shield Con. Bracket	3x	SVM	E	SVM	
H SVM (Item Code: 3x*)							
390000	HSC_UMBI/F	Herschel S/C Umbilical Interface	3x	CCH CB	-	28	
H GSE (Item Code: 4*)							
400000	HGSE	Herschel GSE	4	GSE	M	GSE	
H S/C GSE (Item Code: 41*)							
410000	HSCGSE	Herschel S/C GSE	41	H S/C GSE	M	GSE	
411000	HSCMGSE	Herschel S/C MGSE	411	H S/C GSE	M	GSE	
411100	CONT	Transport Container	411	H S/C GSE	M	GSE	
412000	S/CEGSE	Herschel S/C EGSE	412	H S/C GSE	M	GSE	
413000	S/CCVSE	Herschel S/C CVSE	413	H S/C GSE	-	GSE	
414000	S/COGSE	Herschel S/C OGSE	414	H S/C GSE	-	GSE	
411200	MPA	Mass Property Adapter	411	H S/C MGSE	M	GSE	
411300	VTA	Vibration Test Adapter	411	H S/C MGSE	M	GSE	
411400	TTA	Thermal Test Adapter	411	H S/C MGSE	M	GSE	
411500	RTAA	Raotary Table Alignment Adapter	411	H S/C MGSE	M	GSE	
411600	TTAP	Thermal Test Adapter	411	H S/C MGSE	M	GSE	
412100	S/CCCS	Herschel S/C Centr. Checkout System	412	H S/C EGSE	-	GSE	
412200	S/CCDMUSC	Herschel S/C CDMU SCOE	412	H S/C EGSE	E	GSE	
412300	S/CPWRSCO	Herschel S/C Power SCOE	412	H S/C EGSE	E	GSE	
412400	S/CACMSSC	Herschel S/C ACMS SCOE	412	H S/C EGSE	E	GSE	
412500	S/CTT&CSCO	Herschel S/C TT&C SCOE	412	H S/C EGSE	E	GSE	
412600	S/CTM/TCFE	Herschel S/C TM/TC Frontend	412	H S/C EGSE	E	GSE	
H EPLM GSE (Item Code: 42*)							
420000	EPGSE	Herschel EPLM GSE	42	EPLM GSE	-	GSE	
421000	EPMGSE	Herschel EPLM MGSE	421	EPLM GSE	-	GSE	
422000	EPEGSE	Herschel EPLM EGSE	422	EPLM GSE	-	GSE	
423000	EPCVSE	Herschel EPLM CVSE	423	EPLM GSE	-	GSE	
424000	EPOGSE	Herschel EPLM OGSE	424	EPLM GSE	-	GSE	
425000	SMMTHDUM	SM Mass & Thermal Dummies	425	EPLM GSE	M	GSE	
425100	SMINSTDUM	SM Instrument Dummies	425	EPLM GSE	M	GSE	
422100	EPCCS	EPLM Central Ceckout System	422	EPLM EGSE	E	GSE	
422200	CryoSCOE	EPLM Cryo SCOE	422	EPLM EGSE	E	GSE	
422210	PFMCRSC	PFM Cryo Scoe	422	EPLM EGSE	-	GSE	
422230	ACCRO UNIT	Faciölity Acceleromenter RO Unit	422	EPLM EGSE	-	GSE	
422300	EPCDMUFE	EPLM CDMU DFE	422	EPLM EGSE	E	GSE	
422400	EPLM SCOE	PLM SCOE	422	EPLM EGSE	E	GSE	
422500	EPTC	EPLM Cabels for TV Test	422	EPLM EGSE	E	GSE	
425110	SMHIFIDUM	SM HIFI Dummies	425		M	GSE	
425111	SMHFPUD	SM HIFI FPU Dummy	425		M	GSE	
425112	SMHLOUD	SM HIFI LOU Dummy	425		M	GSE	
425113	SMHWGD	SM HIFI Waveguide Dummy	425		M	GSE	

Item-Code	Item-Identifier	Item Name	Product Tree Reference	Subsystem Affiliation	Item-Type	Location	New
425120	SMSDUM	SM SPIRE Dummies	425		M	GSE	
425121	SMSFPUD	SM SPIRE FPU Dummy	425		M	GSE	
425122	SMSJFBD	SM SPIRE JFET RF Boxes	425		M	GSE	
425123	SMSJFSD	SM SPIRE JFET Spectr. Dummy	425		M	GSE	
425124	SMSJFPD	SM SPIRE JFET Photom. Dummy	425		M	GSE	
425130	SMPDUM	SM PACS Dummies	425		M	GSE	
425131	SMPFPUD	SM PACS FPU Dummy	425		M	GSE	
425132	SMPBOLD	SM PACS Bolom. Ampl. Dummy	425		M	GSE	
425200	SMTDUM	SM Telescope Dummy	425		M	GSE	
422220	EQMCRSC	EQM Cryo Scoe	500	HPLMEQM	-	GSE	
H EX GSE (Item Code: 43*)							
431100	EXRO UNIT	Herschel read out unit	431	HEXEGSE	E	GSE	3.
H SVM (Item Code: 3x*)							
610100	SVM PCDU	tbd	3x	SVM	E	?	
H SVM (Item Code: 3x*)							
900000	HSVM	Herschel Service Module	3x	SVM	-	SVM	

Annex III EMC Category and Sub Harness Type

EMC-Code	EMC-Abbreviation	EMC-Category
1 -	Pwr	Pwr
1 C	PwrCry	Pwr H inside Cryostat
1 F	PwrFPU	Pwr H internal to FPU
1 I	PwrInt	Pwr H frCVVFT to SVMCB
1 S	PwrBr	Pwr H fr SVMCB to W.Units
1 T	PwrTes	Pwr H Test Equipment
1 U	PwrSC	Pwr H fr W.Units to S/C
1 W	PwrPan	Pwr H among W.Units on SVM Pan.
2 -	SIG	Signal
2 C	SIH CH	Sig H in Cryostat
2 F	SIGFPU	Sig H internal to FPU
2 I	SIH IH	Sig H fr CVVFT to SVMCB
2 S	SIH WH	Sig H fr SVMCB to W. Units
2 T	SIGTES	Sig H Test Equipment
2 U	SigSC	Sig H fr W.Units to S/C
2 W	SigPan	Sig H among W.Units on SVM Panels
3 -	LLSig	Low Level Analogue Signal
3 C	SIH CH	LL Sig H in Cryostat
3 F	SigFPU	LL Sig H internal to FPU
3 I	SIH IH	LL Sig H fr CVVFT to SVMCB
3 S	SIH WH	LL Sig H fr SVMCB to W.Units
3 T	LLSigT	LL Sig H Test Equipment
3 U	LLSgSC	LL Sig H from Warm Units to S/C
3 W	SigPan	LL Sig H among W.Units on SVM Panels
4 -	RF	RF Signal
6 -	UL	Umbilical Link
7 -	COH	Check-out Harness
9 -	TBD	not known / not yet defined

Annex IV Cable Type

Astrium GmbH	**Cable Type List**	Doc.No. HP-2-ASED-IC-0001
Project: HERSCHEL		Issue: 4.0 Date: 04.05.2004
		Sheet: CTD-1 (of 2)

Cable Code	Cable Type	Cable Type Name	No. of Cores	Twisted	No. of Shields	Used
0	-----	Cable Type TBD	99	No	99	Yes
1	010B0	1Core, no Shd, Core Brass	1	No	0	Yes
1	010S0	1Core, no Shd, Core St.	1	No	0	Yes
4	011BS	1Core, 1Shd, Core Brass, Shd St.	1	No	1	Yes
4	011SS	1Core, 1Shd, Core St., Shd St.	1	No	1	Yes
7	012BS	1Core, 2Shd, Core Brass, Shd St.	1	No	2	Yes
7	012SS	1Core, 2Shd, Core St., Shd St.	1	No	2	Yes
2	020B0	02Core, no Shd, Core Brass	2	Yes	0	Yes
2	020S0	02Core, no Shd, Core St.	2	Yes	0	Yes
5	021BS	2Core, 1Shd, Core Brass, Shd St.	2	Yes	1	Yes
5	021SS	2Core, 1Shd, Core St., Shd St.	2	Yes	1	Yes
5	022BS	2Core 2Shd, Core Br,Shd St.	2	Yes	1	Yes
5	022SS	2Core 2Shd, CoreSt.,Shd St.	2	Yes	1	Yes
6	031BS	3Core, 1Shd, Core Brass, Shd St.	3	Yes	1	Yes
6	031SS	3Core, 1Shd, Core St., Shd St.	3	Yes	1	Yes
3	040B0	4Core, no Shd, Core Brass	4	Yes	0	Yes
3	040S0	4Core, no Shd, Core St.	4	Yes	0	Yes
6	041BS	4 Core, 1Shd, Core Br, Shd St.	4	Yes	1	Yes
6	041SS	4 Core, 1Shd, Core St., Shd St.	4	Yes	1	Yes
6	051BS	5Core, 1Shd, Core Brass, Shd St.	5	Yes	1	Yes
6	051SS	5Core, 1Shd, Core St., Shd St.	5	Yes	1	Yes
6	061BS	6Core, 1Shd, Core Brass, Shd St.	6	Yes	1	Yes
6	061SS	6Core, 1Shd, Core St., Shd St.	6	Yes	1	Yes
6	081SS	8Core, 1Shd, Core St., Shd St.	8	Yes	1	Yes
6	091BS	9Core, 1Shd, Core Brass, Shd St.	9	Yes	1	Yes
6	111BS	11Core, 1Shd,Core Brass, Shd St.	11	Yes	1	Yes
6	111SS	11Core,1Shd, Core St., Shd St.	11	Yes	1	Yes
6	121SS	12Core, 1Shd, Core St., Shd St.	12	Yes	1	Yes
0	12AXD	12 core , 2 Shd; S,S (4x030S0)	12	Yes	2	Yes
6	12AXS	12 core , 1 Shd; S,S (4x030S0)	12	Yes	1	Yes
6	191SS	19Core, 1Shd, Core Shd St.	19	Yes	1	Yes
6	241SS	24Core, 1Shd, Core St., Shd St.	24	Yes	1	Yes
0	NA	no physical wire	0	No	0	Yes
7	SD1CC	1Core, 2 Shd, Cop/Cop	1	Yes	1	Yes
4	SS1CC	1Core, 1Shd, Core Cop., Shd Cop.	1	No	1	Yes
5	T01C0	1Core, no Shd, Core Cop.	1	No	0	Yes
0	T02C0	2 Core, No Shd., Copper	2	Yes	0	Yes
5	T04C0	4Core, no Shd, Core Copper	4	Yes	0	Yes
0	TP2BS	2 x TP Core Brass, OvShd St.	4	Yes	1	Yes
0	TP2CC	2 x TP Core Cop., OvShd Cop.	4	Yes	1	Yes
0	TP2SS	2 x TP Core Steel, OvShd St.	4	Yes	1	Yes
0	TP3BS	3 x TP Core Brass, OvShd St.	6	Yes	1	Yes
0	TP3CC	3 x TP Core Cop., OvShd Cop.	6	Yes	1	Yes
0	TP6BS	6 x TP Core Brass, OvShd St.	12	Yes	1	Yes
5	TP6CC	6 TP, 1 Shd, Cop/Cop	12	Yes	1	Yes
0	TP8SS	8 x TP Core St, OvShd St.	16	Yes	1	Yes
5	TS2CC	2Core, 1Shd, Core Cop, Shd Cop	2	Yes	1	Yes
5	TS2CM	2Core, 1Shd, Core Cop, Shd Mang	2	Yes	1	Yes
6	TS3CC	3Core, 1Shd, Core Cop, Shd Cop	3	Yes	1	Yes
6	TS4CC	4 Core, 1Shd, Core Cop, Shd Cop	4	Yes	1	Yes
6	TS4CM	4 Core, 1Shd, Core Cop,Shd Mang.	4	Yes	1	Yes
6	TS5CC	5Core, 1Shd, Core Cop, Shd Cop	5	Yes	1	Yes
6	TS6CC	6 core, 1 Shield, Copper/Copper	6	Yes	1	Yes
6	TS6CM	6 core , 1 Shield, Copper/Manganin	6	Yes	1	Yes
0	X01CC	4xTP3C + 2xTP2C	32	Yes	6	Yes
0	X02CC	2x061CC + 2x041CC	20	Yes	4	Yes
0	X03CC	1x071CC + 2x061CC	19	Yes	3	Yes

Cable Code	Cable Type	Cable Type Name	No. of Cores	Twisted	No. of Shields	Used
0	X04CC	2x051CC+ 1x041CC	14	Yes	3	Yes
0	X05CC	1x071CC + 1x 031CC	10	No	2	Yes
0	X06CC	1x061CC-28 + 1x 041C-28	10	No	2	Yes
0	X07CC	1x061CC + 1x031CC	9	Yes	2	Yes
6	X08BB	6x04030B0 & 2x02030B0	28	Yes	1	Yes
0	X09SB	191SS38 + 021BS30	21	Yes	2	Yes

Annex V Cable Characteristic List

Astrium GmbH

Project: **HERSCHEL**

Cable Characteristic List

Doc.No. HP-2-ASED-IC-0001
Issue: 4.0 Date: 04.05.2004
Sheet: CCL-1 (of 3)

Cable Type	Gauge (AWG)	Cable Code	Spec. Resist. [Ohm/m] 293	2	3	4	5	6	7	Spec. Cap. [pF/m]	Cbl Dia [mm]	Core Dia [mm]	Met. Part Steel [mm2]	Met. Part Brass [mm2]	Part Ins [mm2]	Specific Weight [g/m]	Comments	Used
-----	---	0	0,0														-	Yes
010B0	30	1	2,2								0,40			0,051	0,128	0,66	GSC-05-82207-00	Yes
010B0	38	1	12,0								0,25			0,008	0,076	0,19	GSC-05-82208-00	Yes
010S0	38	1	140,0								0,25		0,008		0,043	0,18	GSC-05-82209-00	Yes
011BS	30	4	2,2		0												Semirig-noISO K	Yes
011SS	38	4	140,0		0								0,000				for Accelerm.	Yes
012BS	38	7	12,0								1,95		0,000			6	GSC-05-82247-00	Yes
012SS	38	7	140,0								1,95		0,054		0,71	6	GSC-05-82247-00	Yes
020B0	30	2	2,2							65	1,20		0,000	0,102	0,358	1,38	GSC-6779_3_V04	Yes
020B0	38	2	12,0							50	0,70		0,000	0,016	0,224	0,43	GSC-05-82212-00	Yes
020S0	38	2	140,0							50	0,50		0,016		0,148	0,36	GSC 6777_3_V02	Yes
021BS	30	5	2,2								1,50		0,060	0,102	2,636	3,3	GSC-05-82215-00	Yes
021BS	38	5	12,0								1,20		0,060	0,016	1,97	1,75	GSC-05-82216-00	Yes
021SS	38	5	140,0							60	1,20		0,016		1,601	1,75	GSC-05-82217-00	Yes
022BS	38	5	12,0								1,20		0,000			1,75	SPIRE	Yes
022SS	38	5	0,0	0	0	0	0	0,000	0	0	0,00	0	0,000			0	GSC-05-82625-00	Yes
031BS	30	6	2,2								1,60			0,102	2,878	4,4	GSC-05-82349-00	Yes
031BS	38	6	12,0							65	1,20		0,070	0,016	2,066	2,1	GSC-05-82218-00	Yes
031SS	38	6	140,0							65	1,20		0,016		1,692	2,1	GSC-05-82219-00	Yes
040B0	30	3	2,2								1,00			0,051	0,128	2,7	GSC-05-82220-00	Yes
040S0	38	3	140,0							55	0,70		0,032		0,172	0,72	GSC 6782_V05	Yes
041BS	30	6	2,2								1,70		0,080	0,102	3,014	5,5	GSC-05-82350-00	Yes
041BS	38	6	12,0							50	1,30	0	0,070	0,016	2,204	2,4	GSC-05-82223-00	Yes
041SS	38	6	140,0							60	1,30	0	0,016		1,83	2,4	GSC-05-82224-00	Yes
051BS	30	6	2,2								1,70		0,000			5,5	GSC-05-82350-00	Yes
051SS	38	6	140,0								1,35		0,016		2,092	2,9	GSC-05-82351-00	Yes
061BS	38	6	12,0								1,85		0,000			7,4		Yes

Astrium GmbH	**Cable Characteristic List**	Doc.No. HP-2-ASED-IC-0001
Project: **HERSCHEL**		Issue: 4.0 Date: 04.05.2004
		Sheet: CCL-2 (of 3)

Cable Type	Gauge (AWG)	Cable Code	Spec. Resist. [Ohm/m] 293	2	3	4	5	6	7	Spec. Cap. [pF/m]	Cbl Dia [mm]	Core Dia [mm]	Met. Part Steel [mm2]	Met. Part Brass [mm2]	Part Ins [mm2]	Specific Weight [g/m]	Comments	Used
061SS	38	6	140,0								1,40		0,016		2,19	3,3	GSC-05-82226-00	Yes
081SS	38	6	140,0								1,47	0	0,016		2,248	3,6	GSC-05-82231-00	Yes
091BS	30	6	2,2	0	0	0	0	0,000	0	0	0,00	0	0,000			0	New design	Yes
111BS	38	6	12,0								0,00		0,000			0	tbc	Yes
111SS	38	6	140,0							55	1,60		0,016		3,086	4,6	GSC-05-82233-00	Yes
121SS	38	6	140,0								1,70		0,000			4,8	GSC-05-82235-00	Yes
12AXD	38	0	120,0	0	0	0	0	0,000	0	0	0,00	0	0,000			0	12AXD for SPIRE	Yes
12AXS	38	6	140,0								1,70		0,000			4,8	GSC-05-82235-00	Yes
191SS	38	6	140,0							50	1,90		0,016		3,03	6,3	GSC-05-82238-00	Yes
241SS	38	6	140,0								2,20		0,016		3,978	7,8	GSC-05-82240-00	Yes
NA	--	0	0,0	0	0	0	0	0,000	0	0	0,00	0	0,000			0	no phys. Wire	Yes
SD1CC	28	7	0,2	0	0	0	0	0,000	0								GSC-05-82345-00	Yes
SS1CC	28	4	0,2								0,70		0,000			0,73	GSC-05-82210-00	Yes
T01C0	26	5	0,2	0	0	0	0	0,000	0		2,41					9,23	SCC 3901/019-03	Yes
T02C0	24	0	0,0	0	0	0	0	0,000	0	0	0,00	0	0,000			0	-	Yes
T02C0	28	0	0,2	0	0	0	0	0,000	0				0,000				1xTP Cop, NoShd	Yes
T04C0	28	5	0,2	0	0	0	0	0,000	0		2,41					9,23	SCC 3901/019-26	Yes
TP2BS	30	0	2,2	0	0	0	0	0,000	0	0	0,00	0	0,000			0	GSC-05-82272-00	Yes
TP2BS	38	0	140,0	0	0	0	0	0,000	0	0	0,00	0	0,000			0	2xTP38S+SHD	Yes
TP2CC	28	0	0,2	0	0	0	0	0,000	0								GSC-05-82360-00	Yes
TP2SS	38	0	140,0	0	0	0	0	0,000	0	0	0,00	0	0,000			0	2xTP38S no Shd	Yes
TP3BS	30	0	2,2	0	0	0	0	0,000	0	0	0,00	0	0,000			0	GSC-05-82271-00	Yes
TP3CC	28	0	0,2	0	0	0	0	0,000	0								GSC-05-82361-01	Yes
TP6BS	30	0	2,2	0	0	0	0	0,000	0	0	0,00	0	0,000			0	GSC-05-82274-00	Yes
TP6CC	22	5	0,2	0	0	0	0	0,000	0				0,000					Yes
TP6CC	28	5	0,2	0	0	0	0	0,000	0									Yes
TP8SS	38	0	140,0	0	0	0	0	0,000	0	0	0,00	0	0,000			0	GSC-05-82275-00	Yes

Astrium GmbH

Project: **HERSCHEL**

Cable Characteristic List

Doc.No. HP-2-ASED-IC-0001
Issue: 4.0 Date: 04.05.2004
Sheet: CCL-3 (of 3)

Cable Type	Gauge (AWG)	Cable Code	Spec. Resist. [Ohm/m] 293	2	3	4	5	6	7	Spec. Cap. [pF/m]	Cbl Dia [mm]	Core Dia [mm]	Met. Part Steel [mm2]	Met. Part Brass [mm2]	Part Ins [mm2]	Specific Weight [g/m]	Comments	Used
TS2CC	20	5	0,0	0	0	0	0	0,000	0		0,00		0,000			0		Yes
TS2CC	28	5	0,2	0	0	0	0	0,000	0		2,41					9,23	SCC 3901/019-57	Yes
TS2CM	28	5	0,0	0	0	0	0	0,000	0	0	0,00	0	0,000			0	GSC-05-82597-00	Yes
TS3CC	28	6	0,2	0	0	0	0	0,000	0		2,41					9,23	SCC 3901/019-65	Yes
TS4CC	28	6	0,2	0	0	0	0	0,000	0		2,41					9,23	SCC 3901/019-73	Yes
TS4CM	28	6	0,0	0	0	0	0	0,000	0	0	0,00	0	0,000			0	GSC-05-82898-00	Yes
TS5CC	28	6	0,2	0	0	0	0	0,000	0		2,41		0,000			9,23	SCC 3901/019-80	Yes
TS6CC	22	6	0,0	0	0	0	0	0,000	0	0	0,00	0	0,000			0	SCC3901019 V88	Yes
TS6CC	28	6	0,0	0	0	0	0	0,000	0	0	0,00	0	0,000			0	SCC 3901/019-85	Yes
TS6CM	22	6	0,0	0	0	0	0	0,000	0	0	0,00	0	0,000			0	GSC-05-82599-00	Yes
X01CC	28	0	0,0	0	0	0	0	0,000	0	0	0,00	0	0,000			0	Mix 4xTP3+2xTP2	Yes
X02CC	28	0	0,0	0	0	0	0	0,000	0	0	0,00	0	0,000			0	Mix 2x041+2x061	Yes
X03CC	28	0	0,0	0	0	0	0	0,000	0	0	0,00	0	0,000			0	Mix2xTP8+TP2SS	Yes
X04CC	28	0	0,0	0	0	0	0	0,000	0	0	0,00	0	0,000			0	Mix 2x051+1x041	Yes
X05CC	28	0	0,0	0	0	0	0	0,000	0	0	0,00	0	0,000			0	Mix1x031+1x071C	Yes
X06CC	28	0	0,0	0	0	0	0	0,000	0	0	0,00	0	0,000			0	mix 041CC 061CC	Yes
X07CC	28	0	0,0	0	0	0	0	0,000	0	0	0,00	0	0,000			0	Mix 1x031+1x061	Yes
X08BB	30	6	0,0	0	0	0	0	0,000	0	0	0,00	0	0,000			0	02030B0 04030B0	Yes
X09SB	--	0	0,0	0	0	0	0	0,000	0	0	0,00	0	0,000			0	Mix2xTP8+TP2SS	Yes

Annex VI Connector Type List

Connector Type	Manufacturer	Pin / Sock	No. of Pins	Mass [g]	Shape	Special Connector	No. of Con.	Used
>> Dummy Connector	-	-	0	0	-	No	112	Yes
197-011P18-35P (Junct.)	GLENAIR	P	66	60	R	Yes	0	No
197-011P22-35P (Junct.)	GLENAIR	P	100	119,5	R	Yes	30	Yes
197-011P24-35P (Junct.)	GLENAIR	P	128	119,5	R	Yes	22	Yes
197-012P10-98S (Plug)	GLENAIR	-	6		Ra	No	8	Yes
197-012P18-35S (Plug)	GLENAIR	S	66	80	R	Yes	0	No
197-012P22-35S (Plug)	GLENAIR	S	100	158	R	Yes	14	Yes
197-012P24-35S (Plug)	GLENAIR	S	128	158	R	Yes	22	Yes
Box Responsible Pin		P	1	0	-	No	0	No
Box Responsible Socket		S	1	0	-	No	0	No
CCH Spare Position P		P	0	0	-	No	0	No
CCH Spare Position S		S	0	0	-	No	0	No
Coax Female (50 Ohm)		S	1	5	R	No	8	Yes
Coax Male (50Ohm)		P	1	5	R	No	8	Yes
DAMA-15P-NMB-FO	CANNON	P	15	11,39	D	No	12	Yes
DAMA-15P-NMB-FO+Glen 550	CANNON	P	15	27,39	D	No	10	Yes
DAMA-15S-NMB-FO	CANNON	S	15	10,21	D	No	18	Yes
DAMA-15S-NMB-FO+Glen 550	CANNON	S	15	29,21	D	No	4	Yes
DBMA-25P-NMB-FO	CANNON	P	25	18,38	D	No	12	Yes
DBMA-25P-NMB-FO+ Glen 550	CANNON	P	25	37,38	D	No	8	Yes
DBMA-25S-NMB-FO	CANNON	S	25	10,3	D	No	20	Yes
DBMA-25S-NMB-FO+ Glen 550	CANNON	S	25	29,5	D	No	0	No
DBMA-44P-NMB-FO	CANNON	P	44	15	D	No	2	Yes
DBMA-44S-NMB-FO	CANNON	S	44	15	D	No	16	Yes
DCM17W5P		P	17	0	-	No	0	No
DCM17W5S		S	17	0	-	No	0	No
DCM21WA4P		P	21	0	-	No	0	No
DCM21WA4S		S	21	0	-	No	0	No
DCMA-37P-NMB-FO	CANNON	P	37	26,22	D	No	36	Yes
DCMA-37S-NMB-FO	CANNON	S	37	29,13	D	No	34	Yes
DCMA-37S-NMB-FO+ Glen 550	CANNON	S	37	57,13	D	No	9	Yes
DCMA-62P-NMB-FO	CANNON	P	62	20	D	No	4	Yes
DCMA-62P-NMB-FO+Glen 550	CANNON	P	62	50	D	No	2	Yes
DCMA-62S-NMB-FO	CANNON	S	62	20	D	No	4	Yes
DCMA-62S-NMB-FO+Glen 550	CANNON	S	62	50	D	No	2	Yes
DDMA-50P-NMB-FO+ Glen 550	CANNON	P	50	62,41	D	No	14	Yes
DDMA-50S-NMB-FO	CANNON	S	50	36,31	D	No	31	Yes
DDMA-50S-NMB-FO+ Glen 550	CANNON	S	50	66,31	D	No	18	Yes
DDMA-78P-NMB-FO	CANNON	P	78	41,15	D	No	0	No
DDMA-78P-NMB-FO+Glen 550	CANNON	P	78	71,15	D	No	2	Yes
DDMA-78S-NMB-FO	CANNON	S	78	25,55	D	No	2	Yes
DDMA-78S-NMB-FO+Glen 550	CANNON	S	78	60	D	No	0	No
DEMA-09P-NMB-FO	CANNON	P	9	7,88	D	No	7	Yes
DEMA-09P-NMB-FO+Glen 550	CANNON	P	9	20,88	D	No	8	Yes
DEMA-09S-NMB-FO+Glen 550	CANNON	S	9	21,7	D	No	0	No
ENDEVCO-EN-159	Endevco	S	2	2	-	Yes	20	Yes
ENDEVCO-EP-159	Endevco	P	2	2	-	Yes	20	Yes
FLD-P	GLENAIR	P	4	1	-	Yes	0	No
FLD-S	GLENAIR	S	4	1	-	Yes	0	No
MDM09P	GLENAIR	P	9	4,6	D	No	30	Yes
MDM09S	GLENAIR	S	9	4,6	D	No	13	Yes
MDM15P	GLENAIR	P	15	5	F	No	0	No
MDM15S	GLENAIR	S	15	5	F	No	10	Yes
MDM21P	CANNON	P	21	4,6	F	No	8	Yes
MDM21S	GLENAIR	S	21	5,4	F	No	8	Yes
MDM25P	CANNON	P	25	6,5	F	No	32	Yes
MDM25S	CANNON	S	25	6,5	F	No	8	Yes

Connector Type	Manufacturer	Pin / Sock	No. of Pins	Mass [g]	Shape	Special Connector	No. of Con.	Used
MDM31P	CANNON	P	31	7,7	F	No	0	No
MDM31S	CANNON	S	31	7,7	F	No	9	Yes
MDM37P	CANNON	P	37	9,2	F	No	10	Yes
MDM37S	CANNON	S	37	9,2	F	No	28	Yes
MDM51P	GLENAIR	P	51	12	F	No	0	No
MDM51S	GLENAIR	S	51	12	F	No	0	No
MRN-4194-15P (NDDM-Pin)	Nanonix-Glenair	P	15	2	-	No	127	Yes
MRN-4194-15p (NDDM-type)	Nanonix-Glenair	P	15	2	-	No	0	No
MS27484T10F35S (Plug)	GLENAIR	S	13	0	-	No	2	Yes
MS27484T12F-98PA (Pl+Shl)	GLENAIR	P	10	158	R	Yes	1	Yes
MS27484T12F-98PB (Pl+Shl)	GLENAIR	P	10	158	R	Yes	1	Yes
MS27484T12F35SA	GLENAIR	S	22	0	-	No	4	Yes
MS27484T12F35SB	GLENAIR	S	22	0	-	No	2	Yes
MS27484T12F35SN	GLENAIR	S	22	100	-	No	3	Yes
MS27484T14F18PA	GLENAIR	P	18	100	-	No	3	Yes
MS27484T14F18PB	GLENAIR	P	18	100	R	No	1	Yes
MS27484T14F18PN	GLENAIR	P	18	100	R	No	2	Yes
MS27484T14F18SA	GLENAIR	S	18	100	-	No	0	No
MS27484T14F18SB	GLENAIR	S	18	100	-	No	0	No
MS27484T14F18SN	GLENAIR	S	18	100	R	No	0	No
MS27484T14F35PA	GLENAIR	P	37	0	-	No	7	Yes
MS27484T14F35PB	GLENAIR	P	37	0	-	No	3	Yes
MS27484T14F35SA	GLENAIR	S	37	0	-	No	3	Yes
MS27484T14F35SB	GLENAIR	S	37	0	-	No	0	No
MS27484T22F-35P (Pl+Shl)	GLENAIR	P	100	158	R	Yes	16	Yes
MS27484T22F-35S (Pl+Shl)	GLENAIR	S	100	158	R	Yes	45	Yes
MS27484T22F35SN	GLENAIR	S	100	100	-	No	2	Yes
MS27497T10F35PA (Junc)	GLENAIR	P	13	0	-	No	2	Yes
MS27497T12F35PA	GLENAIR	P	22	0	-	No	4	Yes
MS27497T12F35PB	GLENAIR	P	22	0	-	No	2	Yes
MS27497T12F35PN	GLENAIR	P	22	100	-	No	3	Yes
MS27497T12F35SA	GLENAIR	S	22	0	-	No	0	No
MS27497T12F35SN	GLENAIR	S	22	100	-	No	0	No
MS27497T12F98SA	GLENAIR	S	10	100	-	No	1	Yes
MS27497T12F98SB	GLENAIR	S	10	100	-	No	1	Yes
MS27497T14-18PA (Jun.Sh)	GLENAIR	P	18	80	R	Yes	0	No
MS27497T14-18PB (Jun.Sh)	GLENAIR	P	18	80	R	Yes	0	No
MS27497T14F18SA	GLENAIR	S	18	100	-	No	3	Yes
MS27497T14F18SB	GLENAIR	S	18	100	-	No	1	Yes
MS27497T14F18SN	GLENAIR	S	18	100	R	No	2	Yes
MS27497T14F35PA	GLENAIR	P	37	100	-	No	1	Yes
MS27497T14F35Pb	GLENAIR	P	37	100	-	No	3	Yes
MS27497T14F35SA	GLENAIR	S	37	100	-	No	5	Yes
MS27497T14F35SB	GLENAIR	S	37	100	-	No	6	Yes
MS27497T22-35S (Jun.Sh)	GLENAIR	S	100	119,5	R	Yes	16	Yes
MS27497T22F35PN	GLENAIR	P	100	100	-	No	2	Yes
MWDM21P w BS	Can/Glen	P	21	10,5	F	No	0	No
MWDM25S w BS	Can/Glen	S	25	17	F	No	0	No
MWDM2L-09P-6C3-.630	GLENAIR	P	9	9,7	D	No	55	Yes
MWDM2L-09S-6C3-.630	GLENAIR	S	9	9,7	D	No	72	Yes
MWDM2L-15P-6C3-.630	GLENAIR	P	15	12,5	F	No	32	Yes
MWDM2L-15p-6J7-18p	GLENAIR	P	15	13	M	Yes	0	No
MWDM2L-15S-6C3-.630	GLENAIR	S	15	12,5	F	No	22	Yes
MWDM2L-15s-6J7-18p	GLENAIR	S	15	14	M	Yes	0	No
MWDM2L-21P-6C3-.630	GLENAIR	P	21	15,1	F	No	8	Yes
MWDM2L-21S-6C3-.630	GLENAIR	S	21	15,1	F	No	8	Yes
MWDM2L-25P-6C3-.630	GLENAIR	P	25	17	F	No	45	Yes

Connector Type	Manufacturer	Pin / Sock	No. of Pins	Mass [g]	Shape	Special Connector	No. of Con.	Used
MWDM2L-25S-6C3-.630	GLENAIR	S	25	17	F	No	69	Yes
MWDM2L-31P-6C3-.630	GLENAIR	P	31	24,71	F	No	9	Yes
MWDM2L-37P-6C3-.630	GLENAIR	P	37	26,21	F	No	28	Yes
MWDM2L-37S-6C3-.630	GLENAIR	S	37	26,21	F	No	11	Yes
MWDM37P w BS	Can/Glen	P	37	26,21	F	No	1	Yes
N\A	-	-	0	0	-	No	0	No
NDDM15SN-BN460-A	Nanonix-Glenair	S	15	2	-	No	127	Yes
NDDM25PN-BN460	Nanonix-Glenair	P	25	2	-	No	0	No
NDDM25SN-BN460-A	Nanonix-Glenair	S	25	2	-	No	0	No
Not known Pin	tbd	P	50	30	F	No	0	No
Not known Socket	tbd	-	50	30	F	No	0	No
SCC3401-04401B03-10-35PA	GLENAIR	P	13	0	R	No	1	Yes
SCC3401-04401B03-10-35PB	GLENAIR	P	13	0	R	No	0	No
SCC3401-04401B03-12-35PA	GLENAIR	P	22	0	R	No	1	Yes
SCC3401-04401B03-12-35PB	GLENAIR	P	22	0	R	No	0	No
SCC3401-04401B03-12-98PA	GLENAIR	P	10	0	Ra	No	3	Yes
SCC3401-04401B03-12-98PB	GLENAIR	P	10	0	Ra	No	2	Yes
SCC3401-04401B03-14-18SA	GLENAIR	S	18	0	Ra	No	1	Yes
SCC3401-04401B03-14-18SB	GLENAIR	S	18	0	Ra	No	1	Yes
SCC3401-04401B06G-10-35SA	GLENAIR	S	13	0	R	No	1	Yes
SCC3401-04401B06G-10-35SB	GLENAIR	S	13	0	R	No	0	No
SCC3401-04401B06G-12-35SA	GLENAIR	S	22	0	R	No	1	Yes
SCC3401-04401B06G-12-35SB	GLENAIR	S	22	0	R	No	0	No
SCC3401-04401B06G-12-98SA	GLENAIR	S	10	0	Ra	No	3	Yes
SCC3401-04401B06G-12-98SB	GLENAIR	S	10	0	Ra	No	2	Yes
SCC3401-04401B06G-14-18PA	GLENAIR	P	18	0	Ra	No	1	Yes
SCC3401-04401B06G-14-18PB	GLENAIR	P	18	0	Ra	No	1	Yes
SCC340100201BDBMA15PNM	GLENAIR	P	15	0	D	No	0	No
SCC340100201BDBMA15SNM	GLENAIR	S	15	0	D	No	0	No
SCC340100201BDBMA9PNMB	GLENAIR	P	9	0	D	No	3	Yes
SCC340100201BDBMA9SNMB	GLENAIR	S	9	0	D	No	3	Yes
SCC340100201BDCMA37PNM	CANNON	P	37	54,22	D	No	7	Yes
SCC340100201BDDMA50PNM	CANNON	P	50	32,41	D	No	35	Yes
SCC340100201BDEMA09SNM	CANNON	S	9	6,9	D	No	15	Yes
SCC340100202BDBMA44PNM	CANNON	P	44	35	D	No	16	Yes
SCC340100202BDBMA44SNM	CANNON	S	44	35	D	No	2	Yes
SCC340104401B032235P	GLENAIR	P	100	119,5	R	Yes	29	Yes
SCC340104401B032435P	GLENAIR	P	128	119,5	R	Yes	29	Yes
SCC340104401B06G2435S	GLENAIR	S	128	158	R	Yes	29	Yes
SMA Female	tbd	S	1	5	-	No	4	Yes
SMA Male	tbd	P	1	5	-	No	4	Yes
TBD	-	-	0	0	-	No	30	Yes

Annex VII Connector Reference List

Item Identifier	Connector Designation	Connector Function	Connector Type	Supplier	Back Shell	New
EMC-Category: 1-/Pwr						
HTSSCB	223100 J01	Heater Power Supply M1 and M2 Nom	MS27497T14F18SN	Itm	N\A	
HTSSCB	223100 J02	Heater Power Supply M1 and M2 Red	MS27497T14F18SA	Itm	N\A	
HTSSCB	223100 P01	Heater Power Supply M1 and M2 Nom	MS27484T14F18PN	Itm	TBD	
HTSSCB	223100 P02	Heater Power Supply M1 and M2 Red	MS27484T14F18PA	Itm	TBD	
EPLM SCO	422400 J03	HERSCHEL PLM SCOE CCU LSU Pwr Nom	tbd		N\A	
EPLM SCO	422400 J04	HERSCHEL PLM SCOE CCU LSU Pwr Red	tbd		N\A	
EPLM SCO	422400 J07	H PLM SCOE HIFI SPIRE PACS LCL Nom	tbd		N\A	
EPLM SCO	422400 J08	H PLM SCOE HIFI SPIRE PACS LCL Red	tbd		N\A	
EPLM SCO	422400 J09	H PLM SCOE SPIRE FCU, HIFI HRH Pwr Nom	tbd		N\A	
EPLM SCO	422400 J10	H PLM SCOE SPIRE FCU, HIFI HRH Pwr Red	tbd		N\A	
EPLM SCO	422400 J11	H PLM SCOE NCA Actuators Nom	tbd		N\A	
EPLM SCO	422400 J12	H PLM SCOE NCA Actuators Red	tbd		N\A	
EPLM SCO	422400 P03	HERSCHEL PLM SCOE CCU LSU Pwr Nom	tbd		TBD	
EPLM SCO	422400 P04	HERSCHEL PLM SCOE CCU LSU Pwr Red	tbd		TBD	
EPLM SCO	422400 P07	H PLM SCOE HIFI SPIRE PACS LCL Nom	tbd		TBD	
EPLM SCO	422400 P08	H PLM SCOE HIFI SPIRE PACS LCL Red	tbd		TBD	
EPLM SCO	422400 P09	H PLM SCOE SPIRE FCU, HIFI HRH Pwr Nom	tbd		TBD	
EPLM SCO	422400 P10	H PLM SCOE SPIRE FCU, HIFI HRH Pwr Red	tbd		TBD	
EPLM SCO	422400 P11	H PLM SCOE NCA Actuators Nom	tbd		TBD	
EPLM SCO	422400 P12	H PLM SCOE NCA Actuators Red	tbd		TBD	
EXRO UNIT	431100 Jxx1	Dummy Connector	>> Dummy Connector	N\A	N\A	
EXRO UNIT	431100 Pxx1	Dummy Connector	>> Dummy Connector	N\A	N\A	

Item Identifier	Connector Designation	Connector Function	Connector Type	Supplier	Back Shell	New
EMC-Category: 1C/Pwr H inside Cryostat						
EXRO UNIT	431100 JxC1	Dummy Connector	>> Dummy Connector	N\A	N\A	
EXRO UNIT	431100 PxC1	Dummy Connector	>> Dummy Connector	N\A	N\A	

Item Identifier	Connector Designation	Connector Function	Connector Type	Supplier	Back Shell	New
EMC-Category: 1F/Pwr H internal to FPU						
EXRO UNIT	431100 JxF1	Dummy Connector	>> Dummy Connector	N\A	N\A	
EXRO UNIT	431100 PxF1	Dummy Connector	>> Dummy Connector	N\A	N\A	

Item Identifier	Connector Designation	Connector Function	Connector Type	Supplier	Back Shell	New
EMC-Category: 1I/Pwr H frCVVFT to SVMCB						
EXRO UNIT	431100 JxI1	Dummy Connector	>> Dummy Connector	N\A	N\A	
EXRO UNIT	431100 PxI1	Dummy Connector	>> Dummy Connector	N\A	N\A	

Item Identifier	Connector Designation		Connector Function	Connector Type	Supplier	Back Shell	New
EMC-Category: 1S/Pwr H fr SVMCB to W.Units							
CCU	214100 J12	+	CCU NOM S/C PWR	DAMA-15P-NMB-FO	Box	N\A	
CCU	214100 J25	+	CCU RED S/C PWR	DAMA-15P-NMB-FO	Box	N\A	
CCU	214100 P12	+	CCU NOM S/C PWR	DAMA-15S-NMB-FO+Glen 550	H/N	TBD	
CCU	214100 P25	+	CCU RED S/C PWR	DAMA-15S-NMB-FO+Glen 550	H/N	TBD	
EXRO UNIT	431100 JxS1		Dummy Connector	>> Dummy Connector	N\A	N\A	
EXRO UNIT	431100 PxS1		Dummy Connector	>> Dummy Connector	N\A	N\A	

Item Identifier	Connector Designation	Connector Function	Connector Type	Supplier	Back Shell	New
EMC-Category: 1T/Pwr H Test Equipment						
EXRO UNIT	431100 JxT1	Dummy Connector	>> Dummy Connector	N\A	N\A	
EXRO UNIT	431100 PxT1	Dummy Connector	>> Dummy Connector	N\A	N\A	

Item Identifier	Connector Designation	Connector Function	Connector Type	Supplier	Back Shell	New
EMC-Category: 1U/Pwr H fr W.Units to S/C						
EXRO UNIT	431100 JxU1	Dummy Connector	>> Dummy Connector	N\A	N\A	
EXRO UNIT	431100 PxU1	Dummy Connector	>> Dummy Connector	N\A	N\A	

Item Identifier	Connector Designation	Connector Function	Connector Type	Supplier	Back Shell	New
EMC-Category: 1W/Pwr H among W.Units on SVM						
EXRO UNIT	431100 JxW1	Dummy Connector	>> Dummy Connector	N\A	N\A	
EXRO UNIT	431100 PxW1	Dummy Connector	>> Dummy Connector	N\A	N\A	

Item Identifier	Connector Designation		Connector Function	Connector Type	Supplier	Back Shell	New
EMC-Category: 2-/Signal							
HTTD101	21D101 J01		DLCM1 Connector1	MWDM2L-09S-6C3-.630	Box	N\A	2.
HTTD101	21D101 J02		DLCM1 Connector2	MWDM2L-15S-6C3-.630	Box	N\A	2.
HTTD101	21D101 P01		DLCM1 Connector1	MWDM2L-09P-6C3-.630	H/N	LBS9P_11F	2.
HTTD101	21D101 P02		DLCM1 Connector2	MWDM2L-15P-6C3-.630	H/N	LBS15P_12F	2.
HTTD102	21D102 J01		DLCM2 Connector1	MWDM2L-09S-6C3-.630	Box	N\A	2.
HTTD102	21D102 J02		DLCM2 Connector2	MWDM2L-15S-6C3-.630	Box	N\A	2.
HTTD102	21D102 P01		DLCM2 Connector1	MWDM2L-09P-6C3-.630	H/N	LBS9P_11F	2.
HTTD102	21D102 P02		DLCM2 Connector2	MWDM2L-15P-6C3-.630	H/N	LBS15P_12F	2.
HT 1 M2	21H338 J01	+	Telescope H331 Connector	MWDM2L-09S-6C3-.630	Itm	N\A	
HT 1 M2	21H338 P01	+	Telescope H331 Connector	MWDM2L-09P-6C3-.630	H/N	TBD	
LChT801	21T801 J01	+	Low Chain SensT801 flying lead	NDDM15SN-BN460-A	DSS	N\A	
LChT801	21T801 P01	+	Low Chain SensT801 flying lead	MRN-4194-15P (NDDM-Pin)	H/N	N\A	
LChT802	21T802 J01	+	Low Chain SensT802 flying lead	NDDM15SN-BN460-A	DSS	N\A	
LChT802	21T802 P01	+	Low Chain SensT802 flying lead	MRN-4194-15P (NDDM-Pin)	H/N	N\A	
LChT803	21T803 J01	+	Low Chain SensT803 flying lead	NDDM15SN-BN460-A	DSS	N\A	
LChT803	21T803 P01	+	Low Chain SensT803 flying lead	MRN-4194-15P (NDDM-Pin)	H/N	N\A	
LChT804	21T804 J01	+	Low Chain SensT804 flying lead	NDDM15SN-BN460-A	DSS	N\A	
LChT804	21T804 P01	+	Low Chain SensT804 flying lead	MRN-4194-15P (NDDM-Pin)	H/N	N\A	
LChT805	21T805 J01	+	Low Chain SensT805 flying lead	NDDM15SN-BN460-A	DSS	N\A	
LChT805	21T805 P01	+	Low Chain SensT805 flying lead	MRN-4194-15P (NDDM-Pin)	H/N	N\A	
LChT806	21T806 J01	+	Low Chain Sens T806 flying lead	NDDM15SN-BN460-A	DSS	N\A	
LChT806	21T806 P01	+	Low Chain Sens T806 flying lead	MRN-4194-15P (NDDM-Pin)	H/N	N\A	
HTSSCB	223100 J03		Thermistors M1 and M2 Nom	MS27497T12F35PN	Itm	N\A	
HTSSCB	223100 J04		Thermistors M1 and M2 Red	MS27497T12F35PA	Itm	N\A	
HTSSCB	223100 P03		Thermistors M1 and M2 Nom	MS27484T12F35SN	Itm	TBD	
HTSSCB	223100 P04		Thermistors M1 and M2 Red	MS27484T12F35SA	Itm	TBD	
HSC_UMBI/	390000 J01		Herschel S/C Umbilical HU1	tbd		N\A	
HSC_UMBI/	390000 J02		Herschel S/C Umbilical HU2	tbd		N\A	
HSC_UMBI/	390000 P01		Herschel S/C Umbilical HU1	tbd		TBD	
HSC_UMBI/	390000 P02		Herschel S/C Umbilical HU2	tbd		TBD	
EXRO UNIT	431100 Jxx2		Dummy Connector	>> Dummy Connector	N\A	N\A	
EXRO UNIT	431100 Pxx2		Dummy Connector	>> Dummy Connector	N\A	N\A	
SVM PCDU	610100 J01	+	SVM PCDU Connector	DDMA-50S-NMB-FO	Itm	N\A	
SVM PCDU	610100 J02	+	SVM PCDU Connector	DDMA-50S-NMB-FO	Itm	N\A	
SVM PCDU	610100 P01	+	SVM PCDU Connector	SCC340100201BDDMA50PNM	H/N	TBD	
SVM PCDU	610100 P02	+	SVM PCDU Connector	SCC340100201BDDMA50PNM	H/N	TBD	

Item Identifier	Connector Designation	Connector Function	Connector Type	Supplier	Back Shell	New
EMC-Category: 2C/Sig H in Cryostat						
HHFPU	111100 J01	HIFI FPU IF1-H	Coax Female (50 Ohm)	Box	N\A	2.
HHFPU	111100 J02	HIFI FPU IF2-H	Coax Female (50 Ohm)	Box	N\A	
HHFPU	111100 J03	HIFI FPU IF1-V	Coax Female (50 Ohm)	Box	N\A	
HHFPU	111100 J04	HIFI FPU IF2-V	Coax Female (50 Ohm)	Box	N\A	
HHFPU	111100 J11	HIFI FPU Mixer Bias 1 Hor.	MDM09P	Box	N\A	3.
HHFPU	111100 J12	HIFI FPU Mixer Bias 2 Hor.	MDM09P	Box	N\A	3.
HHFPU	111100 J13	HIFI FPU Mixer Bias 3 Hor.	MDM09P	Box	N\A	3.
HHFPU	111100 J14	HIFI FPU Mixer Bias 4 Hor.	MDM09P	Box	N\A	3.
HHFPU	111100 J15	HIFI FPU Mixer Bias 5 Hor.	MDM09P	Box	N\A	3.
HHFPU	111100 J16	HIFI FPU Mixer Bias 6 Hor.	MDM09P	Box	N\A	3.
HHFPU	111100 J17	HIFI FPU Mixer Bias 7 Hor.	MDM09P	Box	N\A	3.
HHFPU	111100 J18	HIFI FPU Mixer Bias 1 Ver.	MDM09P	Box	N\A	
HHFPU	111100 J19	HIFI FPU Mixer Bias 2 Ver.	MDM09P	Box	N\A	
HHFPU	111100 J20	HIFI FPU Mixer Bias 3 Ver.	MDM09P	Box	N\A	
HHFPU	111100 J21	HIFI FPU Mixer Bias 4 Ver.	MDM09P	Box	N\A	
HHFPU	111100 J22	HIFI FPU Mixer Bias 5 Ver.	MDM09P	Box	N\A	
HHFPU	111100 J23	HIFI FPU Mixer Bias 6 Ver.	MDM09P	Box	N\A	
HHFPU	111100 J24	HIFI FPU Mixer Bias 7 Ver.	MDM09P	Box	N\A	
HHFPU	111100 J25	HIFI FPU Magnets, Heaters Hor	MDM09S	Box	N\A	3.
HHFPU	111100 J26	HIFI FPU Magnets, Heaters Hor	MDM09S	Box	N\A	3.
HHFPU	111100 J27	HIFI FPU Magnets, Heaters Hor	MDM09S	Box	N\A	3.
HHFPU	111100 J28	HIFI FPU Magnets, Heaters Hor	MDM09S	Box	N\A	3.
HHFPU	111100 J29	HIFI FPU Magnets, Heaters Hor	MDM09S	Box	N\A	3.
HHFPU	111100 J32	HIFI FPU Magnets, Heaters Ver	MDM09S	Box	N\A	
HHFPU	111100 J33	HIFI FPU Magnets, Heaters Ver	MDM09S	Box	N\A	
HHFPU	111100 J34	HIFI FPU Magnets, Heaters Ver	MDM09S	Box	N\A	
HHFPU	111100 J35	HIFI FPU Magnets, Heaters Ver	MDM09S	Box	N\A	
HHFPU	111100 J36	HIFI FPU Magnets, Heaters Ver	MDM09S	Box	N\A	
HHFPU	111100 J39	HIFI FPU 1. IF Ampl. 1 Hor	MDM09P	Box	N\A	3.
HHFPU	111100 J40	HIFI FPU 1. IF Ampl. 2 Hor	MDM09P	Box	N\A	3.
HHFPU	111100 J41	HIFI FPU 1. IF Ampl. 3 Hor	MDM09P	Box	N\A	3.
HHFPU	111100 J42	HIFI FPU 1. IF Ampl. 4 Hor	MDM09P	Box	N\A	3.
HHFPU	111100 J43	HIFI FPU 1. IF Ampl. 5 Hor	MDM09P	Box	N\A	3.
HHFPU	111100 J44	HIFI FPU 1. IF Ampl. 6 Hor	MDM09P	Box	N\A	3.
HHFPU	111100 J45	HIFI FPU 1. IF Ampl. 7 Hor	MDM09P	Box	N\A	3.
HHFPU	111100 J46	HIFI FPU 1. IF Ampl. 1 Ver	MDM09P	Box	N\A	
HHFPU	111100 J47	HIFI FPU 1. IF Ampl. 2 Ver	MDM09P	Box	N\A	
HHFPU	111100 J48	HIFI FPU 1. IF Ampl. 3 Ver	MDM09P	Box	N\A	
HHFPU	111100 J49	HIFI FPU 1. IF Ampl. 4 Ver	MDM09P	Box	N\A	
HHFPU	111100 J50	HIFI FPU 1. IF Ampl. 5 Ver	MDM09P	Box	N\A	
HHFPU	111100 J51	HIFI FPU 1. IF Ampl. 6 Ver	MDM09P	Box	N\A	
HHFPU	111100 J52	HIFI FPU 1. IF Ampl. 7 Ver	MDM09P	Box	N\A	
HHFPU	111100 J53	HIFI FPU 2. IF Ampl. 1 Hor	MDM21P	Box	N\A	3.
HHFPU	111100 J54	HIFI FPU 2. IF Ampl. 2 Hor	MDM21P	Box	N\A	3.
HHFPU	111100 J55	HIFI FPU 2. IF Ampl. 3 Hor	MDM21P	Box	N\A	3.
HHFPU	111100 J56	HIFI FPU 2. IF Ampl. 1 Ver	MDM21P	Box	N\A	3.
HHFPU	111100 J57	HIFI FPU 2. IF Ampl. 2 Ver	MDM21P	Box	N\A	3.
HHFPU	111100 J58	HIFI FPU 2. IF Ampl. 3 Ver	MDM21P	Box	N\A	3.
HHFPU	111100 J59	HIFI FPU 2. IF Ampl. Therm. Prime	MDM09P	Box	N\A	3.
HHFPU	111100 J60	HIFI FPU 2. IF Ampl. Therm. Red.	MDM09P	Box	N\A	3.
HHFPU	111100 J61	HIFI FPU Chopper Prime	MDM21S	Box	N\A	3.
HHFPU	111100 J62	HIFI FPU Choper Red.	MDM21S	Box	N\A	3.
HHFPU	111100 J63	HIFI FPU Thermistors Prime	MDM21S	Box	N\A	3.
HHFPU	111100 J64	HIFI FPU Thermistors Red.	MDM21S	Box	N\A	3.
HHFPU	111100 J65	HIFI FPU Calibrator Prime	MDM15S	Box	N\A	3.
HHFPU	111100 J66	HIFI FPU Calibrator Red.	MDM15S	Box	N\A	3.
HHFPU	111100 J67	HIFI FPU Diplexer Hor	MDM21P	Box	N\A	3.
HHFPU	111100 J68	HIFI FPU Diplexer Ver	MDM21P	Box	N\A	3.
HHFPU	111100 J69	HIFI FPU Cold Calibrator	MDM09S	Box	N\A	3.

Item Identifier	Connector Designation		Connector Function	Connector Type	Supplier	Back Shell	New
HHFPU	111100 P01		HIFI FPU IF1-H	Coax Male (50Ohm)	H/N	none	2.
HHFPU	111100 P02		HIFI FPU IF2-H	Coax Male (50Ohm)	H/N	none	
HHFPU	111100 P03		HIFI FPU IF1-V	Coax Male (50Ohm)	H/N	none	
HHFPU	111100 P04		HIFI FPU IF2-V	Coax Male (50Ohm)	H/N	none	
HHFPU	111100 P11		HIFI FPU Mixer Bias 1 Hor.	MWDM2L-09S-6C3-.630	H/N	BS-SS-17A-01	3.
HHFPU	111100 P12		HIFI FPU Mixer Bias 2 Hor.	MWDM2L-09S-6C3-.630	H/N	BS-SS-17A-01	3.
HHFPU	111100 P13		HIFI FPU Mixer Bias 3 Hor.	MWDM2L-09S-6C3-.630	H/N	BS-SS-17A-01	3.
HHFPU	111100 P14		HIFI FPU Mixer Bias 4 Hor.	MWDM2L-09S-6C3-.630	H/N	BS-SS-17A-01	3.
HHFPU	111100 P15		HIFI FPU Mixer Bias 5 Hor.	MWDM2L-09S-6C3-.630	H/N	BS-SS-17A-01	3.
HHFPU	111100 P16		HIFI FPU Mixer Bias 6 Hor.	MWDM2L-09S-6C3-.630	H/N	BS-SS-17A-01	3.
HHFPU	111100 P17		HIFI FPU Mixer Bias 7 Hor.	MWDM2L-09S-6C3-.630	H/N	BS-SS-17A-01	3.
HHFPU	111100 P18		HIFI FPU Mixer Bias 1 Ver.	MWDM2L-09S-6C3-.630	H/N	507 E 196 M 9	
HHFPU	111100 P19		HIFI FPU Mixer Bias 2 Ver.	MWDM2L-09S-6C3-.630	H/N	507 E 196 M 9	
HHFPU	111100 P20		HIFI FPU Mixer Bias 3 Ver.	MWDM2L-09S-6C3-.630	H/N	507 E 196 M 9	
HHFPU	111100 P21		HIFI FPU Mixer Bias 4 Ver.	MWDM2L-09S-6C3-.630	H/N	507 E 196 M 9	
HHFPU	111100 P22		HIFI FPU Mixer Bias 5 Ver.	MWDM2L-09S-6C3-.630	H/N	507 E 196 M 9	
HHFPU	111100 P23		HIFI FPU Mixer Bias 6 Ver.	MWDM2L-09S-6C3-.630	H/N	507 E 196 M 9	
HHFPU	111100 P24		HIFI FPU Mixer Bias 7 Ver.	MWDM2L-09S-6C3-.630	H/N	507 E 196 M 9	
HHFPU	111100 P25		HIFI FPU Magnets, Heaters Hor	MWDM2L-09P-6C3-.630	H/N	BS-LS-17A-01	3.
HHFPU	111100 P26		HIFI FPU Magnets, Heaters Hor	MWDM2L-09P-6C3-.630	H/N	BS-LS-17A-01	3.
HHFPU	111100 P27		HIFI FPU Magnets, Heaters Hor	MWDM2L-09P-6C3-.630	H/N	BS-LS-17A-01	3.
HHFPU	111100 P28		HIFI FPU Magnets, Heaters Hor	MWDM2L-09P-6C3-.630	H/N	BS-LS-17A-01	3.
HHFPU	111100 P29		HIFI FPU Magnets, Heaters Hor	MWDM2L-09P-6C3-.630	H/N	BS-LS-17A-01	3.
HHFPU	111100 P32		HIFI FPU Magnets, Heaters Ver	MWDM2L-09P-6C3-.630	H/N	507 E 196 M 9	
HHFPU	111100 P33		HIFI FPU Magnets, Heaters Ver	MWDM2L-09P-6C3-.630	H/N	507 E 196 M 9	
HHFPU	111100 P34		HIFI FPU Magnets, Heaters Ver	MWDM2L-09P-6C3-.630	H/N	507 E 196 M 9	
HHFPU	111100 P35		HIFI FPU Magnets, Heaters Ver	MWDM2L-09P-6C3-.630	H/N	507 E 196 M 9	
HHFPU	111100 P36		HIFI FPU Magnets, Heaters Ver	MWDM2L-09P-6C3-.630	H/N	507 E 196 M 9	
HHFPU	111100 P39		HIFI FPU 1. IF Ampl. 1 Hor	MWDM2L-09S-6C3-.630	H/N	BS-SS-17A-01	3.
HHFPU	111100 P40		HIFI FPU 1. IF Ampl. 2 Hor	MWDM2L-09S-6C3-.630	H/N	BS-SS-17A-01	3.
HHFPU	111100 P41		HIFI FPU 1. IF Ampl. 3 Hor	MWDM2L-09S-6C3-.630	H/N	BS-SS-17A-01	3.
HHFPU	111100 P42		HIFI FPU 1. IF Ampl. 4 Hor	MWDM2L-09S-6C3-.630	H/N	BS-SS-17A-01	3.
HHFPU	111100 P43		HIFI FPU 1. IF Ampl. 5 Hor	MWDM2L-09S-6C3-.630	H/N	BS-SS-17A-01	3.
HHFPU	111100 P44		HIFI FPU 1. IF Ampl. 6 Hor	MWDM2L-09S-6C3-.630	H/N	BS-SS-17A-01	3.
HHFPU	111100 P45		HIFI FPU 1. IF Ampl. 7 Hor	MWDM2L-09S-6C3-.630	H/N	BS-SS-17A-01	3.
HHFPU	111100 P46		HIFI FPU 1. IF Ampl. 1 Ver	MWDM2L-09S-6C3-.630	H/N	507 E 196 M 9	
HHFPU	111100 P47		HIFI FPU 1. IF Ampl. 2 Ver	MWDM2L-09S-6C3-.630	H/N	507 E 196 M 9	
HHFPU	111100 P48		HIFI FPU 1. IF Ampl. 3 Ver	MWDM2L-09S-6C3-.630	H/N	507 E 196 M 9	
HHFPU	111100 P49		HIFI FPU 1. IF Ampl. 4 Ver	MWDM2L-09S-6C3-.630	H/N	507 E 196 M 9	
HHFPU	111100 P50		HIFI FPU 1. IF Ampl. 5 Ver	MWDM2L-09S-6C3-.630	H/N	507 E 196 M 9	
HHFPU	111100 P51		HIFI FPU 1. IF Ampl. 6 Ver	MWDM2L-09S-6C3-.630	H/N	507 E 196 M 9	
HHFPU	111100 P52		HIFI FPU 1. IF Ampl. 7 Ver	MWDM2L-09S-6C3-.630	H/N	507 E 196 M 9	
HHFPU	111100 P53		HIFI FPU 2. IF Ampl. 1 Hor	MWDM2L-21S-6C3-.630	H/N	BS-SS-17C-01	3.
HHFPU	111100 P54		HIFI FPU 2. IF Ampl. 2 Hor	MWDM2L-21S-6C3-.630	H/N	BS-SS-17C-01	3.
HHFPU	111100 P55		HIFI FPU 2. IF Ampl. 3 Hor	MWDM2L-21S-6C3-.630	H/N	BS-SS-17C-01	3.
HHFPU	111100 P56		HIFI FPU 2. IF Ampl. 1 Ver	MWDM2L-21S-6C3-.630	H/N	BS-LS-17C-01	3.
HHFPU	111100 P57		HIFI FPU 2. IF Ampl. 2 Ver	MWDM2L-21S-6C3-.630	H/N	BS-LS-17C-01	3.
HHFPU	111100 P58		HIFI FPU 2. IF Ampl. 3 Ver	MWDM2L-21S-6C3-.630	H/N	BS-LS-17C-01	3.
HHFPU	111100 P59		HIFI FPU 2. IF Ampl. Therm. Prime	MWDM2L-09S-6C3-.630	H/N	BS-SS-17A-01	3.
HHFPU	111100 P60		HIFI FPU 2. IF Ampl. Therm. Red.	MWDM2L-09S-6C3-.630	H/N	BS-LS-17A-01	3.
HHFPU	111100 P61		HIFI FPU Chopper Prime	MWDM2L-21P-6C3-.630	H/N	BS-SS-17C-01	3.
HHFPU	111100 P62		HIFI FPU Choper Red.	MWDM2L-21P-6C3-.630	H/N	BS-SS-17C-01	3.
HHFPU	111100 P63		HIFI FPU Thermistors Prime	MWDM2L-21P-6C3-.630	H/N	BS-SS-17C-01	3.
HHFPU	111100 P64		HIFI FPU Thermistors Red.	MWDM2L-21P-6C3-.630	H/N	BS-SS-17C-01	3.
HHFPU	111100 P65		HIFI FPU Calibrator Prime	MWDM2L-15P-6C3-.630	H/N	BS-SS-17B-01	3.
HHFPU	111100 P66		HIFI FPU Calibrator Red.	MWDM2L-15P-6C3-.630	H/N	BS-SS-17B-01	3.
HHFPU	111100 P67		HIFI FPU Diplexer Hor	MWDM2L-21S-6C3-.630	H/N	BS-SS-17C-01	3.
HHFPU	111100 P68		HIFI FPU Diplexer Ver	MWDM2L-21S-6C3-.630	H/N	BS-SS-17C-01	3.
HHFPU	111100 P69		HIFI FPU Cold Calibrator	MWDM2L-09P-6C3-.630	H/N	BS-SS-17A-01	3.
HSFPU	121100 J19	+	SPIRE FPU Filter Cooler (C10)	MDM37S	Box	N\A	

Item Identifier	Connector Designation		Connector Function	Connector Type	Supplier	Back Shell	New
HSFPU	121100 J20		SPIRE FPU Filter Cooler (C12)	MDM37S	Box	N\A	
HSFPU	121100 J21		SPIRE FPU Filter Spect. Stim. (C10)	MDM37S	Box	N\A	
HSFPU	121100 J22		SPIRE FPU Filter Spect. Stim. (C12)	MDM37S	Box	N\A	
HSFPU	121100 J23		SPIRE FPU Termometry Prime (C10)	MDM37S	Box	N\A	
HSFPU	121100 J24		SPIRE FPU Filter Termometry (C12)	MDM37S	Box	N\A	
HSFPU	121100 J25		SPIRE FPU Filter BSM Phot. Stim. (C11)	MDM37S	Box	N\A	
HSFPU	121100 J26		SPIRE FPU Filter BSM Phot. Stim (C13)	MDM37S	Box	N\A	
HSFPU	121100 J27		SPIRE FPU Filter SMEC Launch Pr (C11)	MDM37S	Box	N\A	
HSFPU	121100 J28		SPIRE FPU Filter SMEC Launch Re(C13)	MDM37S	Box	N\A	
HSFPU	121100 J29		SPIRE FPU Filter SMEC Contr. Pr (C11)	MDM37S	Box	N\A	
HSFPU	121100 J30		SPIRE FPU Filter SMEC Contr. Re (C13)	MDM37S	Box	N\A	
HSFPU	121100 P19	+	SPIRE FPU Filter Cooler (C10)	MWDM2L-37P-6C3-.630	H/N	507 T 196 M 37	
HSFPU	121100 P20		SPIRE FPU Filter Cooler (C12)	MWDM2L-37P-6C3-.630	H/N	507 T 196 M 37	
HSFPU	121100 P21		SPIRE FPU Filter Spect. Stim. (C10)	MWDM2L-37P-6C3-.630	H/N	507 T 196 M 37	
HSFPU	121100 P22		SPIRE FPU Filter Spect. Stim. (C12)	MWDM2L-37P-6C3-.630	H/N	507 T 196 M 37	
HSFPU	121100 P23		SPIRE FPU Termometry Prime (C10)	MWDM2L-37P-6C3-.630	H/N	507 T 196 M 37	
HSFPU	121100 P24		SPIRE FPU Filter Termometry (C12)	MWDM2L-37P-6C3-.630	H/N	507 T 196 M 37	
HSFPU	121100 P25		SPIRE FPU Filter BSM Phot. Stim. (C11)	MWDM2L-37P-6C3-.630	H/N	507 T 196 M 37	
HSFPU	121100 P26		SPIRE FPU Filter BSM Phot. Stim (C13)	MWDM2L-37P-6C3-.630	H/N	507 T 196 M 37	
HSFPU	121100 P27		SPIRE FPU Filter SMEC Launch Pr (C11)	MWDM2L-37P-6C3-.630	H/N	507 T 196 M 37	
HSFPU	121100 P28		SPIRE FPU Filter SMEC Launch Re(C13)	MWDM2L-37P-6C3-.630	H/N	507 T 196 M 37	
HSFPU	121100 P29		SPIRE FPU Filter SMEC Contr. Pr (C11)	MWDM2L-37P-6C3-.630	H/N	507 T 196 M 37	
HSFPU	121100 P30		SPIRE FPU Filter SMEC Contr. Re (C13)	MWDM2L-37P-6C3-.630	H/N	507 T 196 M 37	
HSJFP	121210 J01		SPIRE Bolom. Sign. from HSJFP1 (C9)	MDM25P	Box	N\A	
HSJFP	121210 J02		SPIRE Bolom. Sign. from HSJFP1 (C9)	MDM25P	Box	N\A	
HSJFP	121210 J03		SPIRE Bolom. Sign. from HSJFP2 (C9)	MDM25P	Box	N\A	
HSJFP	121210 J04		SPIRE Bolom. Sign. from HSJFP2 (C9)	MDM25P	Box	N\A	
HSJFP	121210 J05		SPIRE Bolom. Sign. from HSJFP3 (C8)	MDM25P	Box	N\A	
HSJFP	121210 J06		SPIRE Bolom. Sign. from HSJFP3 (C8)	MDM25P	Box	N\A	
HSJFP	121210 J07		SPIRE Bolom. Sign. from HSJFP4 (C8)	MDM25P	Box	N\A	
HSJFP	121210 J08		SPIRE Bolom. Sign. from HSJFP4 (C8)	MDM25P	Box	N\A	
HSJFP	121210 J09		SPIRE Bolom. Sign. from HDJFP5 (C7)	MDM25P	Box	N\A	
HSJFP	121210 J10		SPIRE Bolom. Sign. from HSJFP5 (C7)	MDM25P	Box	N\A	
HSJFP	121210 J11		SPIRE Bolom. Sign. from HSJFP6 (C7)	MDM25P	Box	N\A	
HSJFP	121210 J12		SPIRE Bolom. Sign. from HSJFP6 (C7)	MDM25P	Box	N\A	
HSJFP	121210 J13		SPIRE Bolom. Sign. from HSJFP7 (C6)	MDM25P	Box	N\A	
HSJFP	121210 J14		SPIRE Bolom. Sign. from HSJFP7 (C6)	MDM25P	Box	N\A	
HSJFP	121210 J15		SPIRE Bolom. Sign. from HSJFP8 (C6)	MDM25P	Box	N\A	
HSJFP	121210 J16		SPIRE Bolom. Sign. from HSJFP8 (C6)	MDM25P	Box	N\A	
HSJFP	121210 J17		SPIRE Bolom. Sign. from HSJFP9 (C5)	MDM25P	Box	N\A	
HSJFP	121210 J18		SPIRE Bolom. Sign. from HSJFP9 (C5)	MDM25P	Box	N\A	
HSJFP	121210 J19		SPIRE Bolom. Sign. from HSJFP10 (C5)	MDM25P	Box	N\A	
HSJFP	121210 J20		SPIRE Bolom. Sign. from HSJFP10 (C5)	MDM25P	Box	N\A	
HSJFP	121210 J21		SPIRE Bolom. Sign. from HSJFP11 (C4)	MDM25P	Box	N\A	
HSJFP	121210 J22		SPIRE Bolom. Sign. from HSJFP11 (C4)	MDM25P	Box	N\A	
HSJFP	121210 J23		SPIRE Bolom. Sign. from HSJFP12 (C4)	MDM25P	Box	N\A	
HSJFP	121210 J24		SPIRE Bolom. Sign. from HSJFP12 (C4)	MDM25P	Box	N\A	
HSJFP	121210 J25		PSW Bias Prime -DCU (C03)	MDM37S	Box	N\A	
HSJFP	121210 J26		PSW Bias Red -DCU (C03)	MDM37S	Box	N\A	
HSJFP	121210 J27		PMW/PLW Bias Prime -DCU (C03)	MDM37S	Box	N\A	
HSJFP	121210 J28		PMW/PLW Bias Red -DCU (C03)	MDM37S	Box	N\A	
HSJFP	121210 P01		SPIRE Bolom. Sign. from HSJFP1 (C9)	MWDM2L-25S-6C3-.630	H/N	507 T 196 M 25	
HSJFP	121210 P02		SPIRE Bolom. Sign. from HSJFP1 (C9)	MWDM2L-25S-6C3-.630	H/N	507 T 196 M 25	
HSJFP	121210 P03		SPIRE Bolom. Sign. from HSJFP2 (C9)	MWDM2L-25S-6C3-.630	H/N	507 T 196 M 25	
HSJFP	121210 P04		SPIRE Bolom. Sign. from HSJFP2 (C9)	MWDM2L-25S-6C3-.630	H/N	507 T 196 M 25	
HSJFP	121210 P05		SPIRE Bolom. Sign. from HSJFP3 (C8)	MWDM2L-25S-6C3-.630	H/N	507 T 196 M 25	
HSJFP	121210 P06		SPIRE Bolom. Sign. from HSJFP3 (C8)	MWDM2L-25S-6C3-.630	H/N	507 T 196 M 25	
HSJFP	121210 P07		SPIRE Bolom. Sign. from HSJFP4 (C8)	MWDM2L-25S-6C3-.630	H/N	507 T 196 M 25	
HSJFP	121210 P08		SPIRE Bolom. Sign. from HSJFP4 (C8)	MWDM2L-25S-6C3-.630	H/N	507 T 196 M 25	
HSJFP	121210 P09		SPIRE Bolom. Sign. from HDJFP5 (C7)	MWDM2L-25S-6C3-.630	H/N	507 T 196 M 25	
HSJFP	121210 P10		SPIRE Bolom. Sign. from HSJFP5 (C7)	MWDM2L-25S-6C3-.630	H/N	507 T 196 M 25	

Item Identifier	Connector Designation	Connector Function	Connector Type	Supplier	Back Shell	New
HSJFP	121210 P11	SPIRE Bolom. Sign. from HSJFP6 (C7)	MWDM2L-25S-6C3-.630	H/N	507 T 196 M 25	
HSJFP	121210 P12	SPIRE Bolom. Sign. from HSJFP6 (C7)	MWDM2L-25S-6C3-.630	H/N	507 T 196 M 25	
HSJFP	121210 P13	SPIRE Bolom. Sign. from HSJFP7 (C6)	MWDM2L-25S-6C3-.630	H/N	507 T 196 M 25	
HSJFP	121210 P14	SPIRE Bolom. Sign. from HSJFP7 (C6)	MWDM2L-25S-6C3-.630	H/N	507 T 196 M 25	
HSJFP	121210 P15	SPIRE Bolom. Sign. from HSJFP8 (C6)	MWDM2L-25S-6C3-.630	H/N	507 T 196 M 25	
HSJFP	121210 P16	SPIRE Bolom. Sign. from HSJFP8 (C6)	MWDM2L-25S-6C3-.630	H/N	507 T 196 M 25	
HSJFP	121210 P17	SPIRE Bolom. Sign. from HSJFP9 (C5)	MWDM2L-25S-6C3-.630	H/N	507 T 196 M 25	
HSJFP	121210 P18	SPIRE Bolom. Sign. from HSJFP9 (C5)	MWDM2L-25S-6C3-.630	H/N	507 T 196 M 25	
HSJFP	121210 P19	SPIRE Bolom. Sign. from HSJFP10 (C5)	MWDM2L-25S-6C3-.630	H/N	507 T 196 M 25	
HSJFP	121210 P20	SPIRE Bolom. Sign. from HSJFP10 (C5)	MWDM2L-25S-6C3-.630	H/N	507 T 196 M 25	
HSJFP	121210 P21	SPIRE Bolom. Sign. from HSJFP11 (C4)	MWDM2L-25S-6C3-.630	H/N	507 T 196 M 25	
HSJFP	121210 P22	SPIRE Bolom. Sign. from HSJFP11 (C4)	MWDM2L-25S-6C3-.630	H/N	507 T 196 M 25	
HSJFP	121210 P23	SPIRE Bolom. Sign. from HSJFP12 (C4)	MWDM2L-25S-6C3-.630	H/N	507 T 196 M 25	
HSJFP	121210 P24	SPIRE Bolom. Sign. from HSJFP12 (C4)	MWDM2L-25S-6C3-.630	H/N	507 T 196 M 25	
HSJFP	121210 P25	PSW Bias Prime -DCU (C03)	MWDM2L-37P-6C3-.630	H/N	507 T 196 M 37	
HSJFP	121210 P26	PSW Bias Red -DCU (C03)	MWDM2L-37P-6C3-.630	H/N	507 T 196 M 37	
HSJFP	121210 P27	PMW/PLW Bias Prime -DCU (C03)	MWDM2L-37P-6C3-.630	H/N	507 T 196 M 37	
HSJFP	121210 P28	PMW/PLW Bias Red -DCU (C03)	MWDM2L-37P-6C3-.630	H/N	507 T 196 M 37	
HSJFS	121220 J01	SSW Bolom. Sign. HSJFS (C02)	MDM25P	Box	N\A	
HSJFS	121220 J02	SSW Bolom. Sign. HSJFS (C02)	MDM25P	Box	N\A	
HSJFS	121220 J03	SSW Bolom. Sign. HSJFS (C02)	MDM25P	Box	N\A	
HSJFS	121220 J04	SSW Bolom. Sign. HSJFS (C02)	MDM25P	Box	N\A	
HSJFS	121220 J05	SLW Bolom. Ch 1-12 HSJFS (C01)	MDM25P	Box	N\A	
HSJFS	121220 J06	SLW Bolom. Ch 13-24 HSJFS (C01)	MDM25P	Box	N\A	
HSJFS	121220 J07	Bolom.300 mK T.C. (C02)	MDM25P	Box	N\A	
HSJFS	121220 J08	SPIRE Bolom. Not used !!!	MDM25P	Box	N\A	
HSJFS	121220 J09	SSW/SLW Bias Prime (C01)	MDM37S	Box	N\A	
HSJFS	121220 J10	SSW/SLW Bias Red (C01)	MDM37S	Box	N\A	
HSJFS	121220 P01	SSW Bolom. Sign. HSJFS (C02)	MWDM2L-25S-6C3-.630	H/N	507 T 196 M 25	
HSJFS	121220 P02	SSW Bolom. Sign. HSJFS (C02)	MWDM2L-25S-6C3-.630	H/N	507 T 196 M 25	
HSJFS	121220 P03	SSW Bolom. Sign. HSJFS (C02)	MWDM2L-25S-6C3-.630	H/N	507 T 196 M 25	
HSJFS	121220 P04	SSW Bolom. Sign. HSJFS (C02)	MWDM2L-25S-6C3-.630	H/N	507 T 196 M 25	
HSJFS	121220 P05	SLW Bolom. Ch 1-12 HSJFS (C01)	MWDM2L-25S-6C3-.630	H/N	507 T 196 M 25	
HSJFS	121220 P06	SLW Bolom. Ch 13-24 HSJFS (C01)	MWDM2L-25S-6C3-.630	H/N	507 T 196 M 25	
HSJFS	121220 P07	Bolom.300 mK T.C. (C02)	MWDM2L-25S-6C3-.630	H/N	507 T 196 M 25	
HSJFS	121220 P08	SPIRE Bolom. Not used !!!	MWDM2L-25S-6C3-.630	N\A	N\A	
HSJFS	121220 P09	SSW/SLW Bias Prime (C01)	MWDM2L-37P-6C3-.630	H/N	507 T 196 M 37	
HSJFS	121220 P10	SSW/SLW Bias Red (C01)	MWDM2L-37P-6C3-.630	H/N	507 T 196 M 37	
CVVUCR	211121 J03	UFThr 019.2° (PACS XP-14 02,04,06,42,43)	197-011P24-35P (Junct.)	H/N	128/175_176_01_0A	2.
CVVUCR	211121 J08	UFThr 070.8° (PACS XP-02 J15,16,17,18)	197-011P22-35P (Junct.)	H/N	100/172_173_01_0A	2.
CVVUCR	211121 J14	UFThr 125.9° (PACS XP-11 66,68)	197-011P22-35P (Junct.)	H/N	100/172_173_01_0A	3.
CVVUCR	211121 J15	UFThr 132.1° (PACS XP-12 67,69)	197-011P22-35P (Junct.)	H/N	100/172_173_01_0A	3.
CVVUCR	211121 J16	UFThr 138.3° (HIFI XH-02)	197-011P22-35P (Junct.)	H/N	100/172_173_01_0A	3.
CVVUCR	211121 J17	UFThr 144.5° (HIFI XH-05)	197-011P24-35P (Junct.)	H/N	128/175_176_01_0A	2.
CVVUCR	211121 J18	UFThr 160.8° (HIFI XH-01)	197-011P22-35P (Junct.)	H/N	100/172_173_01_0A	3.
CVVUCR	211121 J19	UFThr 167.0° (HIFI XH-03)	197-011P22-35P (Junct.)	H/N	100/172_173_01_0A	2.
CVVUCR	211121 J20	UFThr 173.2° (HIFI XH-04)	197-011P22-35P (Junct.)	H/N	100/172_173_01_0A	2.
CVVUCR	211121 J21	UFThr 186.8° HIFI CO XH21,22,23,24	TBD	H/N	TBD	
CVVUCR	211121 J22	UFThr 193.0° (SPIRE XS-04JFP21,22,23,24)	197-011P24-35P (Junct.)	H/N	128/175_176_01_0A	2.
CVVUCR	211121 J23	UFThr 199.2° (SPIRE XS-05JFP17,18,19,20)	197-011P24-35P (Junct.)	H/N	128/175_176_01_0A	2.
CVVUCR	211121 J24	UFThr 215.0° (SPIRE XS-06JFP13,14,15,16)	197-011P24-35P (Junct.)	H/N	128/175_176_01_0A	2.
CVVUCR	211121 J25	UFThr 235.0° (SPIRE XS-07 JFP9,10,11,12)	197-011P24-35P (Junct.)	H/N	128/175_176_01_0A	2.
CVVUCR	211121 J26	UFThr 250.8° (SPIRE XS-03JFP25,26,27,28)	197-011P24-35P (Junct.)	H/N	128/175_176_01_0A	2.
CVVUCR	211121 J27	UFThr 257.0° (SPIRE XS-08 JFP 5,6,.7,8)	197-011P24-35P (Junct.)	H/N	128/175_176_01_0A	2.
CVVUCR	211121 J28	UFThr 263.2° (SPIRE XS-09 JFP 1,2,3,4)	197-011P24-35P (Junct.)	H/N	128/175_176_01_0A	2.
CVVUCR	211121 J29	UFThr 276.8° (SPIRE XS-13 FPU 26,28,30)	197-011P24-35P (Junct.)	H/N	128/175_176_01_0A	2.
CVVUCR	211121 J30	UFThr. 283.0° (SPIRE XS-11 FPU 25,27,29)	197-011P24-35P (Junct.)	H/N	128/175_176_01_0A	3.
CVVUCR	211121 J31	UFThr. 289.2° (SPIRE XS-02JFS 1,2,3,4,7)	197-011P24-35P (Junct.)	H/N	128/175_176_01_0A	2.
CVVUCR	211121 J32	UFThr. 305.7° (SPIRE XS-01 JFS 5,6,9,10)	197-011P24-35P (Junct.)	H/N	128/175_176_01_0A	2.
CVVUCR	211121 J33	UFThr. 311.9° (SPIRE XS-12 FPU 20,22,24)	197-011P24-35P (Junct.)	H/N	128/175_176_01_0A	3.

Item Identifier	Connector Designation	Connector Function	Connector Type	Supplier	Back Shell	New
CVVUCR	211121 J34	UFThr. 318.1° (SPIRE XS-10 FPU 19,21,23)	197-011P24-35P (Junct.)	H/N	128/175_176_01_0A	3.
CVVUCR	211121 J35	UFThr. 324.3° (CCH V01 to CCU A)	197-011P22-35P (Junct.)	H/N	100/172_173_01_0A	2.
CVVUCR	211121 J36	UFThr. 340.8° (CCH V02 to CCU B)	197-011P22-35P (Junct.)	H/N	100/172_173_01_0A	2.
CVVUCR	211121 J37	UFThr. 347.0° (CCH V03 to Cryo SCOE 1)	197-011P22-35P (Junct.)	H/N	100/172_173_01_0A	2.
CVVUCR	211121 J38	UFThr. 353.2° (CCH V04 to Cryo SCOE 2)	197-011P22-35P (Junct.)	H/N	100/172_173_01_0A	2.
CVVLCR	211123 J01	CVV L FThr. 018.5° V25 ?	197-011P22-35P (Junct.)	H/N	100/172_173_01_0A	2.
CVVLCR	211123 J02	CVV L FThr. 036.0° V Acc Htt, Hot-FacRO	197-011P22-35P (Junct.)	H/N	100/172_173_01_0A	2.
CVVLCR	211123 J03	CVV L FThr. 054.0° (Spare Cables)	197-011P22-35P (Junct.)	H/N	100/172_173_01_0A	2.
CVVLCR	211123 J04	CVV L FThr. 071.5° (Position not used)	197-011P22-35P (Junct.)	H/N	TBD	2.
CVVLCR	211123 J05	CVV L FThr. 126.0° Vent,Htr,LL to EGSE	197-011P22-35P (Junct.)	H/N	100/172_173_01_0A	2.
CVVLCR	211123 J06	CVV L FThr. 144.0° Vent Htr LL to EGSE	197-011P22-35P (Junct.)	H/N	100/172_173_01_0A	2.
CVVLCR	211123 J07	CVV L FThr. 161.5°	197-011P22-35P (Junct.)	H/N	100/172_173_01_0A	2.
CVVLCR	211123 J08	CVV L FThr. 198.5°	197-011P22-35P (Junct.)	H/N	100/172_173_01_0A	2.
CVVLCR	211123 J09	CVV L FThr. 220.0°	197-011P22-35P (Junct.)	H/N	100/172_173_01_0A	2.
CVVLCR	211123 J10	CVV L FThr. 230.0° (poss. Umbil.)	197-011P22-35P (Junct.)	H/N	100/172_173_01_0A	2.
CVVLCR	211123 J11	CVV L FThr. 257.5° (poss. Umbil.)	197-011P22-35P (Junct.)	H/N	100/172_173_01_0A	2.
CVVLCR	211123 J12	CVV L FThr. 288.0° V21	197-011P22-35P (Junct.)	H/N	100/172_173_01_0A	2.
CVVLCR	211123 J13	CVV L FThr. 306.0° V22	197-011P22-35P (Junct.)	H/N	100/172_173_01_0A	2.
CVVLCR	211123 J14	CVV L FThr. 324.0° V23 ?	197-011P22-35P (Junct.)	H/N	100/172_173_01_0A	2.
CVVLCR	211123 J15	CVV L FThr. 341.5° V24 ?	197-011P22-35P (Junct.)	H/N	100/172_173_01_0A	2.
CCHUSFCB	214332 J01	OBA T Sensors to CCU A	MWDM2L-25S-6C3-.630	H/N	BS-SS-171-01	2.
CCHUSFCB	214332 J02	OBA T Sensors to CCU B	MWDM2L-25S-6C3-.630	H/N	BS-SS-171-01	2.
CCHUSFCB	214332 J03	OBA T Sensors to EGSE	MWDM2L-25S-6C3-.630	H/N	BS-SS-171-01	2.
CCHUSFCB	214332 J04	OBA tbd	MWDM2L-25S-6C3-.630	H/N	BS-SS-171-01	2.
CCHUSFCB	214332 P01	OBA T Sensors to CCU A	MWDM2L-25P-6C3-.630	H/N	BS-SS-17D-01	2.
CCHUSFCB	214332 P02	OBA T Sensors to CCU B	MWDM2L-25P-6C3-.630	H/N	BS-SS-17D-01	2.
CCHUSFCB	214332 P03	OBA T Sensors to EGSE	MWDM2L-25P-6C3-.630	H/N	BS-SS-17D-01	2.
CCHUSFCB	214332 P04	OBA tbd	MWDM2L-25P-6C3-.630	H/N	BS-SS-17D-01	2.
CCHUSFCB	214333 J01	OBA T Sensors to CCU A (DCA13)	MWDM2L-25S-6C3-.630	H/N	BS-SS-171-01	2.
CCHUSFCB	214333 J02	OBA T Sensors to CCU B (DCB12)	MWDM2L-25S-6C3-.630	H/N	BS-SS-171-01	2.
CCHUSFCB	214333 J03	OBA T Sensors to CCU B (DCB16)	MWDM2L-25S-6C3-.630	H/N	BS-SS-171-01	2.
CCHUSFCB	214333 J04	OBA Acc. To EGSE (DCE22)	MWDM2L-25S-6C3-.630	H/N	BS-SS-171-01	2.
CCHUSFCB	214333 P01	OBA T Sensors to CCU A (DCA13)	MWDM2L-25P-6C3-.630	H/N	BS-SS-17D-01	2.
CCHUSFCB	214333 P02	OBA T Sensors to CCU B (DCB12)	MWDM2L-25P-6C3-.630	H/N	BS-SS-17D-01	2.
CCHUSFCB	214333 P03	OBA T Sensors to CCU B (DCB16)	MWDM2L-25P-6C3-.630	H/N	BS-SS-17D-01	2.
CCHUSFCB	214333 P04	OBA Acc. To EGSE (DCE22)	MWDM2L-25P-6C3-.630	H/N	BS-SS-17D-01	2.
CCHUSFCB	214334 J01	OBA T Sensors to CCU A	MWDM2L-25S-6C3-.630	H/N	BS-SS-171-01	2.
CCHUSFCB	214334 J02	OBA T Sensors to CCU B	MWDM2L-25S-6C3-.630	H/N	BS-SS-171-01	2.
CCHUSFCB	214334 J03	OBA T Sensors to EGSE	MWDM2L-25S-6C3-.630	H/N	TBD	2.
CCHUSFCB	214334 J04	OBA Acceler. to EGSE	MWDM2L-25S-6C3-.630	H/N	TBD	2.
CCHUSFCB	214334 P01	OBA T Sensors to CCU A	MWDM2L-25P-6C3-.630	H/N	BS-SS-17D-01	2.
CCHUSFCB	214334 P02	OBA T Sensors to CCU B	MWDM2L-25P-6C3-.630	H/N	BS-SS-17D-01	2.
CCHUSFCB	214334 P03	OBA T Sensors to EGSE	MWDM2L-25P-6C3-.630	H/N	BS-SS-17D-01	2.
CCHUSFCB	214334 P04	OBA Acceler. to EGSE	MWDM2L-25P-6C3-.630	H/N	BS-SS-17D-01	2.
CCHLSFCB	214342 J01	Spare H. :10xTP2S038, 1x-B038, 1x-B030	MWDM2L-25S-6C3-.630	H/N	BS-SS-171-01	2.
CCHLSFCB	214342 J02	HTT T113, P101, T114, T103	MWDM2L-25S-6C3-.630	H/N	BS-SS-171-01	2.
CCHLSFCB	214342 J03	HTT A109, A107, A101, A102, A103	MWDM2L-25S-6C3-.630	H/N	BS-SS-171-01	2.
CCHLSFCB	214342 J04	HTT A104, A105, A106, A108	MWDM2L-25S-6C3-.630	H/N	BS-SS-171-01	2.
CCHLSFCB	214342 J05	HOT T702, T704	MWDM2L-25S-6C3-.630	H/N	BS-SS-171-01	2.
CCHLSFCB	214342 J06	HOT A701, A702, A703	MWDM2L-25S-6C3-.630	H/N	BS-SS-171-01	2.
CCHLSFCB	214342 P01	Spare H. :10xTP2S038, 1x-B038, 1x-B030	MWDM2L-25P-6C3-.630	H/N	BS-SS-17D-01	2.
CCHLSFCB	214342 P02	HTT T113, P101, T114, T103	MWDM2L-25P-6C3-.630	H/N	BS-SS-17D-01	2.
CCHLSFCB	214342 P03	HTT A109, A107, A101, A102, A103	MWDM2L-25P-6C3-.630	H/N	BS-SS-17D-01	2.
CCHLSFCB	214342 P04	HTT A104, A105, A106, A108	MWDM2L-25P-6C3-.630	H/N	BS-SS-17D-01	2.
CCHLSFCB	214342 P05	HOT T702, T704	MWDM2L-25P-6C3-.630	H/N	BS-SS-17D-01	2.
CCHLSFCB	214342 P06	HOT A701, A702, A703	MWDM2L-25P-6C3-.630	H/N	BS-SS-17D-01	2.
CCHLSFCB	214343 J01	HTT V104	MWDM2L-25S-6C3-.630	H/N	BS-SS-171-01	2.
CCHLSFCB	214343 J02	HTT V103, VS103	MWDM2L-25S-6C3-.630	H/N	BS-SS-171-01	2.
CCHLSFCB	214343 J03	HTT VH 103, VT103	MWDM2L-25S-6C3-.630	H/N	BS-SS-171-01	2.
CCHLSFCB	214343 J04	HTT V106, VS106	MWDM2L-25S-6C3-.630	H/N	BS-SS-171-01	2.

Item Identifier	Connector Designation	Connector Function	Connector Type	Supplier	Back Shell	New
CCHLSFCB	214343 J05	HTT VH106, VT106	MWDM2L-25S-6C3-.630	H/N	BS-SS-171-01	2.
CCHLSFCB	214343 J06	HTT DLCM1 H101	MWDM2L-25S-6C3-.630	H/N	BS-SS-171-01	2.
CCHLSFCB	214343 J07	HTT H103	MWDM2L-25S-6C3-.630	H/N	BS-SS-171-01	2.
CCHLSFCB	214343 P01	HTT V104	MWDM2L-25P-6C3-.630	H/N	BS-SS-17D-01	2.
CCHLSFCB	214343 P02	HTT V103, VS103	MWDM2L-25P-6C3-.630	H/N	BS-SS-17D-01	2.
CCHLSFCB	214343 P03	HTT VH 103, VT103	MWDM2L-25P-6C3-.630	H/N	BS-SS-17D-01	2.
CCHLSFCB	214343 P04	HTT V106, VS106	MWDM2L-25P-6C3-.630	H/N	BS-SS-17D-01	2.
CCHLSFCB	214343 P05	HTT VH106, VT106	MWDM2L-25P-6C3-.630	H/N	BS-SS-17D-01	2.
CCHLSFCB	214343 P06	HTT DLCM1 H101	MWDM2L-25P-6C3-.630	H/N	BS-SS-17D-01	2.
CCHLSFCB	214343 P07	HTT H103	MWDM2L-25P-6C3-.630	H/N	BS-SS-17D-01	2.
CCHLSFCB	214344 J03	HOT L701, H701	MWDM2L-25S-6C3-.630	H/N	BS-SS-171-01	2.
CCHLSFCB	214344 J04	HOT L702, H702	MWDM2L-25S-6C3-.630	H/N	BS-SS-171-01	2.
CCHLSFCB	214344 J05	HTT L102, V102	MWDM2L-25S-6C3-.630	H/N	BS-SS-171-01	2.
CCHLSFCB	214344 J06	HTT L101, H104	MWDM2L-25S-6C3-.630	H/N	BS-SS-171-01	2.
CCHLSFCB	214344 J07	HTT DLCM 2 H102	MWDM2L-25S-6C3-.630	H/N	BS-SS-171-01	2.
CCHLSFCB	214344 P03	HOT L701, H701	MWDM2L-25P-6C3-.630	H/N	BS-SS-17D-01	2.
CCHLSFCB	214344 P04	HOT L702, H702	MWDM2L-25P-6C3-.630	H/N	BS-SS-17D-01	2.
CCHLSFCB	214344 P05	HTT L102, V102	MWDM2L-25P-6C3-.630	H/N	BS-SS-171-01	2.
CCHLSFCB	214344 P06	HTT L101, H104	MWDM2L-25P-6C3-.630	H/N	BS-SS-17D-01	2.
CCHLSFCB	214344 P07	HTT DLCM 2 H102	MWDM2L-25P-6C3-.630	H/N	BS-SS-17D-01	2.
OBTSHCB1	214411 J01	HIFI Instr Shd T211 Sensors to EGSE	MWDM2L-09S-6C3-.630	H/N	BS-SS-144-01	2.
OBTSHCB1	214411 J02	PACS Instr Shd T212 Sensors to CCU A	MWDM2L-09S-6C3-.630	H/N	BS-SS-144-01	2.
OBTSHCB1	214411 J03	SPIRE Instr Shd T213 Sensors to CCU B	MWDM2L-09S-6C3-.630	H/N	BS-SS-144-01	2.
OBTSHCB1	214411 P01	HIFI Instr Shd T211 Sensors to EGSE	MWDM2L-09P-6C3-.630	H/N	BS-SS-143-01	2.
OBTSHCB1	214411 P02	PACS Instr Shd T212 Sensors to CCU A	MWDM2L-09P-6C3-.630	H/N	BS-SS-143-01	2.
OBTSHCB1	214411 P03	SPIRE Instr Shd T213 Sensors to CCU B	MWDM2L-09P-6C3-.630	H/N	BS-SS-143-01	2.
UBTS1CB2	214423 J01	T423 1st Shd UCFS to EGSE 1	MWDM2L-09S-6C3-.630	H/N	BS-SS-144-01	2.
UBTS1CB2	214423 P01	T423 1st Shd UCFS to EGSE 1	MWDM2L-09P-6C3-.630	H/N	BS-SS-143-01	2.
UBTS1CB3	214424 J01	T424 1st Shd UCFS to CCU A	MWDM2L-09S-6C3-.630	H/N	BS-SS-144-01	2.
UBTS1CB3	214424 P01	T424 1st Shd UCFS to CCU A	MWDM2L-09P-6C3-.630	H/N	BS-SS-143-01	2.
UBTS1CB1	214425 J01	ACC 1st Shd UCFS to EGSE 2	MWDM2L-09S-6C3-.630	H/N	BS-SS-144-01	2.
UBTS1CB1	214425 P01	ACC 1st Shd UCFS to EGSE 2	MWDM2L-09P-6C3-.630	H/N	BS-SS-143-01	2.
UBTS2CB1	214443 J01	2nd Shd UCSS to EGSE 1	MWDM2L-09S-6C3-.630	H/N	BS-SS-144-01	2.
UBTS2CB1	214443 P01	2nd Shd UCSS to EGSE 1	MWDM2L-09P-6C3-.630	H/N	BS-SS-143-01	2.
UBTS2CB2	214444 J01	2nd Shd UCSS to CCU B	MWDM2L-09S-6C3-.630	H/N	BS-SS-144-01	2.
UBTS2CB2	214444 P01	2nd Shd UCSS to CCU B	MWDM2L-09P-6C3-.630	H/N	BS-SS-143-01	2.
UBTS3CB1	214463 J01	3rd Shd UCTS to EGSE 1	MWDM2L-09S-6C3-.630	H/N	BS-SS-144-01	2.
UBTS3CB1	214463 P01	3rd Shd UCTS to EGSE 1	MWDM2L-09P-6C3-.630	H/N	BS-SS-143-01	2.
UBTS3CB2	214464 J01	3rd Shd UCTS to CCU A	MWDM2L-09S-6C3-.630	H/N	BS-SS-144-01	2.
UBTS3CB2	214464 P01	3rd Shd UCTS to CCU A	MWDM2L-09P-6C3-.630	H/N	BS-SS-143-01	2.
HTTA101	21A101 J01	HTTAccelerometerA101	ENDEVCO-EN-159	Box	N\A	
HTTA101	21A101 P01	HTTAccelerometerA101	ENDEVCO-EP-159	H/N	N\A	
HTTA102	21A102 J01	HTTAccelerometerA102	ENDEVCO-EN-159	Box	N\A	
HTTA102	21A102 P01	HTTAccelerometerA102	ENDEVCO-EP-159	Itm	N\A	
HTTA103	21A103 J01	HTTAccelerometerA103	ENDEVCO-EN-159	Box	N\A	
HTTA103	21A103 P01	HTTAccelerometerA103	ENDEVCO-EP-159	Itm	N\A	
HTTA104	21A104 J01	HTTAccelerometerA104	ENDEVCO-EN-159	Box	N\A	
HTTA104	21A104 P01	HTTAccelerometerA104	ENDEVCO-EP-159	Itm	N\A	
HTTA105	21A105 J01	HTTAccelerometerA105	ENDEVCO-EN-159	Box	N\A	
HTTA105	21A105 P01	HTTAccelerometerA105	ENDEVCO-EP-159	Itm	N\A	
HTTA106	21A106 J01	HTTAccelerometerA106	ENDEVCO-EN-159	Box	N\A	
HTTA106	21A106 P01	HTTAccelerometerA106	ENDEVCO-EP-159	Itm	N\A	
HTTA107	21A107 J01	HTTAccelerometerA107	ENDEVCO-EN-159	Box	N\A	
HTTA107	21A107 P01	HTTAccelerometerA107	ENDEVCO-EP-159	Itm	N\A	
HTTA108	21A108 J01	HTTAccelerometerA108	ENDEVCO-EN-159	Box	N\A	
HTTA108	21A108 P01	HTTAccelerometerA108	ENDEVCO-EP-159	Itm	N\A	
HTTA109	21A109 J01	HTTAccelerometerA109	ENDEVCO-EN-159	Box	N\A	
HTTA109	21A109 P01	HTTAccelerometerA109	ENDEVCO-EP-159	Itm	N\A	
OBA201	21A201 J01	OBAccelerometerA201	ENDEVCO-EN-159	Box	N\A	
OBA201	21A201 P01	OBAccelerometerA201	ENDEVCO-EP-159	Itm	N\A	

Item Identifier	Connector Designation		Connector Function	Connector Type	Supplier	Back Shell	New
OBA202	21A202 J01		OBAccelerometerA202	ENDEVCO-EN-159	Box	N\A	
OBA202	21A202 P01		OBAccelerometerA202	ENDEVCO-EP-159	Itm	N\A	
OBA203	21A203 J01		OBAccelerometerA203	ENDEVCO-EN-159	Box	N\A	
OBA203	21A203 P01		OBAccelerometerA203	ENDEVCO-EP-159	Itm	N\A	
OBA204	21A204 J01		OBAccelerometerA204	ENDEVCO-EN-159	Box	N\A	
OBA204	21A204 P01		OBAccelerometerA204	ENDEVCO-EP-159	Itm	N\A	
OBA205	21A205 J01		OBAccelerometerA205	ENDEVCO-EN-159	Box	N\A	
OBA205	21A205 P01		OBAccelerometerA205	ENDEVCO-EP-159	Itm	N\A	
OBA206	21A206 J01		OBAccelerometerA206	ENDEVCO-EN-159	Box	N\A	
OBA206	21A206 P01		OBAccelerometerA206	ENDEVCO-EP-159	Itm	N\A	
A4211stSh	21A421 J01		1stShldA421	ENDEVCO-EN-159	Box	N\A	
A4211stSh	21A421 P01		1stShldA421	ENDEVCO-EP-159	Itm	N\A	
A422 1stSh	21A422 J01		1stShldA422	ENDEVCO-EN-159	Box	N\A	
A422 1stSh	21A422 P01		1stShldA422	ENDEVCO-EP-159	Itm	N\A	
HOTA701	21A701 J01		HOTA701	ENDEVCO-EN-159	Box	N\A	
HOTA701	21A701 P01		HOTA701	ENDEVCO-EP-159	Itm	N\A	
HOTA702	21A702 J01		HOTA702	ENDEVCO-EN-159	Box	N\A	
HOTA702	21A702 P01		HOTA702	ENDEVCO-EP-159	Itm	N\A	
HOTA703	21A703 J01		HOTA703	ENDEVCO-EN-159	Box	N\A	
HOTA703	21A703 P01		HOTA703	ENDEVCO-EP-159	Itm	N\A	
HTTH103	21H103 J01	+	HTT-H103	MWDM2L-09S-6C3-.630	Box	N\A	2.
HTTH103	21H103 P01	+	HTT-H103	MWDM2L-09P-6C3-.630	H/N	LBS9P_11F	2.
HTTH104	21H104 J01	+	HTT-H104	MWDM2L-09S-6C3-.630	Box	N\A	2.
HTTH104	21H104 P01	+	HTT-H104	MWDM2L-09P-6C3-.630	H/N	LBS9P_11F	2.
HOTH701	21H701 J01	+	HOTH701-50ohm	MWDM2L-09S-6C3-.630	Box	N\A	2.
HOTH701	21H701 P01	+	HOTH701-50ohm	MWDM2L-09P-6C3-.630	H/N	LBS9P_11F	2.
HOTH702	21H702 J01	+	HOTH702-50ohm	MWDM2L-09S-6C3-.630	Box	N\A	2.
HOTH702	21H702 P01	+	HOTH702-50ohm	MWDM2L-09P-6C3-.630	H/N	LBS9P_11F	2.
HTTL101	21L101 J01		HTTL101	MWDM2L-09S-6C3-.630	Box	N\A	2.
HTTL101	21L101 P01		HTTL101	MWDM2L-09P-6C3-.630	H/N	LBS9P_11F	2.
HTTL102	21L102 J01		HTTL102	MWDM2L-09S-6C3-.630	Box	N\A	2.
HTTL102	21L102 P01		HTTL102	MWDM2L-09P-6C3-.630	H/N	LBS9P_11F	2.
HOTL701	21L701 J01		HOTL701	MWDM2L-09S-6C3-.630	Box	N\A	2.
HOTL701	21L701 P01		HOTL701	MWDM2L-09P-6C3-.630	H/N	LBS9P_11F	2.
HOTL702	21L702 J01		HOTL702	MWDM2L-09S-6C3-.630	Box	N\A	2.
HOTL702	21L702 P01		HOTL702	MWDM2L-09P-6C3-.630	H/N	LBS9P_11F	2.
HTTP101	21P101 J01		HTTP101	197-012P10-98S (Plug)	Box	N\A	
HTTP101	21P101 P01		HTTP101	197-012P10-98S (Plug)	H/N	N\A	
HTTP102	21P102 J01		HTTP102	NDDM15SN-BN460-A	Box	N\A	
HTTP102	21P102 P01		HTTP102	MRN-4194-15P (NDDM-Pin)	H/N	N\A	
HTTPPS1	21PPS1 J01	+	HTTPhaseSep-T111/112-C100	MWDM2L-09S-6C3-.630	H/N	N\A	
HTTPPS1	21PPS1 P01	+	HTTPhaseSep-T111/112-C100	MWDM2L-09P-6C3-.630	H/N	N\A	
HTTT103	21T103 J01	+	T103 HTT-Pt1000	NDDM15SN-BN460-A	Box	N\A	
HTTT103	21T103 P01	+	T103 HTT-Pt1000	MRN-4194-15P (NDDM-Pin)	H/N	N\A	
HTTT104	21T104 J01	+	T104 HTT-C100	NDDM15SN-BN460-A	Box	N\A	
HTTT104	21T104 P01	+	T104 HTT-C100	MRN-4194-15P (NDDM-Pin)	H/N	N\A	
HTTT105	21T105 J01	+	T105 HTT-C100	NDDM15SN-BN460-A	Box	N\A	
HTTT105	21T105 P01	+	T105 HTT-C100	MRN-4194-15P (NDDM-Pin)	H/N	N\A	
HTTT106	21T106 J01	+	T106 HTT-C100	NDDM15SN-BN460-A	Box	N\A	
HTTT106	21T106 P01	+	T106 HTT-C100	MRN-4194-15P (NDDM-Pin)	H/N	N\A	
HTTT107	21T107 J01	+	T107 HTT-C100	NDDM15SN-BN460-A	Box	N\A	
HTTT107	21T107 P01	+	T107 HTT-C100	MRN-4194-15P (NDDM-Pin)	H/N	N\A	
HTTT113	21T113 J01	+	T113 HTT-C100	NDDM15SN-BN460-A	Box	N\A	
HTTT113	21T113 P01	+	T113 HTT-C100	MRN-4194-15P (NDDM-Pin)	H/N	N\A	
HTTT114	21T114 J01	+	T114 HTT-C100	NDDM15SN-BN460-A	Box	N\A	
HTTT114	21T114 P01	+	T114 HTT-C100	MRN-4194-15P (NDDM-Pin)	H/N	N\A	
OBAT202	21T202 J01	+	T202 OBnearPACS-C100	NDDM15SN-BN460-A	H/N	N\A	
OBAT202	21T202 P01	+	T202 OBnearPACS-C100	MRN-4194-15P (NDDM-Pin)	H/N	N\A	

Item Identifier	Connector Designation		Connector Function	Connector Type	Supplier	Back Shell	New
OBAT207	21T207 J01	+	T207 OBA near HIFI -Y+Z foot Pt1000	NDDM15SN-BN460-A	H/N	N\A	
OBAT207	21T207 P01	+	T207 OBA near HIFI -Y+Z foot Pt1000	MRN-4194-15P (NDDM-Pin)	H/N	N\A	
OBAT208	21T208 J01	+	T208 OBA near HIFI -Y+Z foot C100	NDDM15SN-BN460-A	H/N	N\A	
OBAT208	21T208 P01	+	T208 OBA near HIFI -Y+Z foot C100	MRN-4194-15P (NDDM-Pin)	H/N	N\A	
OBIST211	21T211 J01	+	T211 OBA Instr Shd near HIFI Pt1000	NDDM15SN-BN460-A	H/N	N\A	
OBIST211	21T211 P01	+	T211 OBA Instr Shd near HIFI Pt1000	MRN-4194-15P (NDDM-Pin)	H/N	N\A	
OBIST212	21T212 J01	+	T212 OBA Instr Shd near PACS C100	NDDM15SN-BN460-A	H/N	N\A	
OBIST212	21T212 P01	+	T212 OBA Instr Shd near PACS C100	MRN-4194-15P (NDDM-Pin)	H/N	N\A	
OBIST213	21T213 J01	+	T213 OBA Instr Shd near SPIRE C100	NDDM15SN-BN460-A	H/N	N\A	
OBIST213	21T213 P01	+	T213 OBA Instr Shd near SPIRE C100	MRN-4194-15P (NDDM-Pin)	H/N	N\A	
OBAT221	21T221 J01	+	T221 OBA CoolStrp1 L0 PACS blueDet C100	NDDM15SN-BN460-A	H/N	N\A	
OBAT221	21T221 P01	+	T221 OBA CoolStrp1 L0 PACS blueDet C100	MRN-4194-15P (NDDM-Pin)	H/N	N\A	
OBAT222	21T222 J01	+	T222 OBA CoolStrp2 L0 PACS redDet C100	NDDM15SN-BN460-A	H/N	N\A	
OBAT222	21T222 P01	+	T222 OBA CoolStrp2 L0 PACS redDet C100	MRN-4194-15P (NDDM-Pin)	H/N	N\A	
OBAT223	21T223 J01	+	T223 OBA CoolStrp3 L0 PACS HePmp C100	NDDM15SN-BN460-A	H/N	N\A	
OBAT223	21T223 P01	+	T223 OBA CoolStrp3 L0 PACS HePmp C100	MRN-4194-15P (NDDM-Pin)	H/N	N\A	
OBAT224	21T224 J01	+	T224 OBA CoolStrp4 L0 PACS Cooler C100	NDDM15SN-BN460-A	H/N	N\A	
OBAT224	21T224 P01	+	T224 OBA CoolStrp4 L0 PACS Cooler C100	MRN-4194-15P (NDDM-Pin)	H/N	N\A	
OBAT225	21T225 J01	+	T225 OBA CoolStrp5 L0 SPIRE SMDet C100	NDDM15SN-BN460-A	H/N	N\A	
OBAT225	21T225 P01	+	T225 OBA CoolStrp5 L0 SPIRE SMDet C100	MRN-4194-15P (NDDM-Pin)	H/N	N\A	
OBAT226	21T226 J01	+	T226 OBA CoolStrp6 L0 SPIRE Cooler C100	NDDM15SN-BN460-A	H/N	N\A	
OBAT226	21T226 P01	+	T226 OBA CoolStrp6 L0 SPIRE Cooler C100	MRN-4194-15P (NDDM-Pin)	H/N	N\A	
OBAT227	21T227 J01	+	T227 OBA CoolStrp7 L0 SPIRE Cooler C100	NDDM15SN-BN460-A	H/N	N\A	
OBAT227	21T227 P01	+	T227 OBA CoolStrp7 L0 SPIRE Cooler C100	MRN-4194-15P (NDDM-Pin)	H/N	N\A	
OBAT228	21T228 J01	+	T228 OBA CoolStrp8 L0 HIFI C100	NDDM15SN-BN460-A	H/N	N\A	
OBAT228	21T228 P01	+	T228 OBA CoolStrp8 L0 HIFI C100	MRN-4194-15P (NDDM-Pin)	H/N	N\A	
OBAT231	21T231 J01	+	T231 OBA Vent lnL1 upstr1 PACS C100	NDDM15SN-BN460-A	H/N	N\A	
OBAT231	21T231 P01	+	T231 OBA Vent lnL1 upstr1 PACS C100	MRN-4194-15P (NDDM-Pin)	H/N	N\A	
OBAT232	21T232 J01	+	T232 OBA Vent lnL1 downstr1 PACS C100	NDDM15SN-BN460-A	H/N	N\A	
OBAT232	21T232 P01	+	T232 OBA Vent lnL1 downstr1 PACS C100	MRN-4194-15P (NDDM-Pin)	H/N	N\A	
OBAT233	21T233 J01	+	T233 OBA Vent lnL1 downstr2 PACS C100	NDDM15SN-BN460-A	H/N	N\A	
OBAT233	21T233 P01	+	T233 OBA Vent lnL1 downstr2 PACS C100	MRN-4194-15P (NDDM-Pin)	H/N	N\A	
OBAT234	21T234 J01	+	T234 OBA Vent lnL1 downstr2 PACS C100	NDDM15SN-BN460-A	H/N	N\A	
OBAT234	21T234 P01	+	T234 OBA Vent lnL1 downstr2 PACS C100	MRN-4194-15P (NDDM-Pin)	H/N	N\A	
OBAT235	21T235 J01	+	T235 OBA Vent lnL1 upstr3 SPIRE C100	NDDM15SN-BN460-A	H/N	N\A	
OBAT235	21T235 P01	+	T235 OBA Vent lnL1 upstr3 SPIRE C100	MRN-4194-15P (NDDM-Pin)	H/N	N\A	
OBAT236	21T236 J01	+	T236 OBA Vent lnL1downstr3 SPIRE C100	NDDM15SN-BN460-A	H/N	N\A	
OBAT236	21T236 P01	+	T236 OBA Vent lnL1downstr3 SPIRE C100	MRN-4194-15P (NDDM-Pin)	H/N	N\A	
OBAT237	21T237 J01	+	T237 OBA Vent InL1 downstr5 HIFI C100	NDDM15SN-BN460-A	H/N	N\A	
OBAT237	21T237 P01	+	T237 OBA Vent InL1 downstr5 HIFI C100	MRN-4194-15P (NDDM-Pin)	H/N	N\A	
OBAT242	21T242 J01	+	T242 OBA L0 SPIRE FPU StrA C100	NDDM15SN-BN460-A	H/N	N\A	
OBAT242	21T242 P01	+	T242 OBA L0 SPIRE FPU StrA C100	MRN-4194-15P (NDDM-Pin)	H/N	N\A	
OBAT244	21T244 J01	+	T244 OBA L1 HIFI FPU side Strap 5	NDDM15SN-BN460-A	H/N	N\A	
OBAT244	21T244 P01	+	T244 OBA L1 HIFI FPU side Strap 5	MRN-4194-15P (NDDM-Pin)	H/N	N\A	
OBAT246	21T246 J01	+	T246 OBA L3 SPIRE JFP or Strap 2	NDDM15SN-BN460-A	H/N	N\A	
OBAT246	21T246 P01	+	T246 OBA L3 SPIRE JFP or Strap 2	MRN-4194-15P (NDDM-Pin)	H/N	N\A	
OBAT247	21T247 J01	+	T247 OBA L1 SPIRE JFS Pt1000	NDDM15SN-BN460-A	H/N	N\A	
OBAT247	21T247 P01	+	T247 OBA L1 SPIRE JFS Pt1000	MRN-4194-15P (NDDM-Pin)	H/N	N\A	
OBAT248	21T248 J01	+	T248 OBA L1 SPIRE FPU StrHFS C100	NDDM15SN-BN460-A	H/N	N\A	
OBAT248	21T248 P01	+	T248 OBA L1 SPIRE FPU StrHFS C100	MRN-4194-15P (NDDM-Pin)	H/N	N\A	
OBAT249	21T249 J01	+	T249 OBA SPIRE FPU FS JFS Pt1000	NDDM15SN-BN460-A	H/N	N\A	
OBAT249	21T249 P01	+	T249 OBA SPIRE FPU FS JFS Pt1000	MRN-4194-15P (NDDM-Pin)	H/N	N\A	
OBAT250	21T250 J01	+	T250 OBA SPIRE FPU FSJFS C100	NDDM15SN-BN460-A	H/N	N\A	
OBAT250	21T250 P01	+	T250 OBA SPIRE FPU FSJFS C100	MRN-4194-15P (NDDM-Pin)	H/N	N\A	
OBAT251	21T251 J01	+	T251 OBA SPIRE JFET-P FS Pt1000	NDDM15SN-BN460-A	H/N	N\A	
OBAT251	21T251 P01	+	T251 OBA SPIRE JFET-P FS Pt1000	MRN-4194-15P (NDDM-Pin)	H/N	N\A	
OBAT252	21T252 J01	+	T252 OBA SPIRE FPU FS JFP C100	NDDM15SN-BN460-A	H/N	N\A	
OBAT252	21T252 P01	+	T252 OBA SPIRE FPU FS JFP C100	MRN-4194-15P (NDDM-Pin)	H/N	N\A	
OBAT253	21T253 J01	+	T253 OBA SPIRE FPU HOB Pt1000	NDDM15SN-BN460-A	H/N	N\A	
OBAT253	21T253 P01	+	T253 OBA SPIRE FPU HOB Pt1000	MRN-4194-15P (NDDM-Pin)	H/N	N\A	
OBAT254	21T254 J01	+	T254 OBA SPIRE FPU HOB C100	NDDM15SN-BN460-A	H/N	N\A	

Item Identifier	Connector Designation		Connector Function	Connector Type	Supplier	Back Shell	New
OBAT254	21T254 P01	+	T254 OBA SPIRE FPU HOB C100	MRN-4194-15P (NDDM-Pin)	H/N	N\A	
OBAT255	21T255 J01	+	T255 OBA SPIRE FPU HOB Pt1000	NDDM15SN-BN460-A	H/N	N\A	
OBAT255	21T255 P01	+	T255 OBA SPIRE FPU HOB Pt1000	MRN-4194-15P (NDDM-Pin)	H/N	N\A	
OBAT256	21T256 J01	+	T256 OBA SPIRE FPU HOB C100	NDDM15SN-BN460-A	H/N	N\A	
OBAT256	21T256 P01	+	T256 OBA SPIRE FPU HOB C100	MRN-4194-15P (NDDM-Pin)	H/N	N\A	
OBAT258	21T258 J01	+	T258 OBA SPIRE L2 near -Y-Z foot	NDDM15SN-BN460-A	H/N	N\A	
OBAT258	21T258 P01	+	T258 OBA SPIRE L2 near -Y-Z foot	MRN-4194-15P (NDDM-Pin)	H/N	N\A	
1stShT421	21T421 J01	+	1stShldlow-T421-Pt1000	NDDM15SN-BN460-A	H/N	N\A	
1stShT421	21T421 P01	+	1stShldlow-T421-Pt1000	MRN-4194-15P (NDDM-Pin)	H/N	N\A	
1stShT422	21T422 J01	+	1stShldcyl-T422-Pt1000	NDDM15SN-BN460-A	H/N	N\A	
1stShT422	21T422 P01	+	1stShldcyl-T422-Pt1000	MRN-4194-15P (NDDM-Pin)	H/N	N\A	
T4231stSh	21T423 J01	+	T423 1st Shd upper cone Pt1000	NDDM15SN-BN460-A	H/N	N\A	
T4231stSh	21T423 P01	+	T423 1st Shd upper cone Pt1000	MRN-4194-15P (NDDM-Pin)	H/N	N\A	
T4241stSh	21T424 J01	+	T424 1st Shd upper cone Pt1000	NDDM15SN-BN460-A	H/N	N\A	
T4241stSh	21T424 P01	+	T424 1st Shd upper cone Pt1000	MRN-4194-15P (NDDM-Pin)	H/N	N\A	
1stShT441	21T441 J01	+	2ndShldlow-T441-Pt1000	NDDM15SN-BN460-A	H/N	N\A	
1stShT441	21T441 P01	+	2ndShldlow-T441-Pt1000	MRN-4194-15P (NDDM-Pin)	H/N	N\A	
2ndShT442	21T442 J01	+	2ndShldcyl-T442-Pt1000	NDDM15SN-BN460-A	H/N	N\A	
2ndShT442	21T442 P01	+	2ndShldcyl-T442-Pt1000	MRN-4194-15P (NDDM-Pin)	H/N	N\A	
T4432ndSh	21T443 J01	+	T443 2nd Shd upper cone Pt1000	NDDM15SN-BN460-A	H/N	N\A	
T4432ndSh	21T443 P01	+	T443 2nd Shd upper cone Pt1000	MRN-4194-15P (NDDM-Pin)	H/N	N\A	
T4442ndSh	21T444 J01	+	T444 2nd Shd upper cone Pt1000	NDDM15SN-BN460-A	H/N	N\A	
T4442ndSh	21T444 P01	+	T444 2nd Shd upper cone Pt1000	MRN-4194-15P (NDDM-Pin)	H/N	N\A	
3rdShT461	21T461 J01	+	3rdShldlow-T461-Pt1000	NDDM15SN-BN460-A	H/N	N\A	
3rdShT461	21T461 P01	+	3rdShldlow-T461-Pt1000	MRN-4194-15P (NDDM-Pin)	H/N	N\A	
3rdShT462	21T462 J01	+	3rdShldcyl-T462-Pt1000	NDDM15SN-BN460-A	H/N	N\A	
3rdShT462	21T462 P01	+	3rdShldcyl-T462-Pt1000	MRN-4194-15P (NDDM-Pin)	H/N	N\A	
T4633rddSh	21T463 J01	+	T463 3rd Shd upper cone Pt1000	NDDM15SN-BN460-A	H/N	N\A	
T4633rddSh	21T463 P01	+	T463 3rd Shd upper cone Pt1000	MRN-4194-15P (NDDM-Pin)	H/N	N\A	
T4643rddSh	21T464 J01	+	T464 3rd Shd upper cone Pt1000	NDDM15SN-BN460-A	H/N	N\A	
T4643rddSh	21T464 P01	+	T464 3rd Shd upper cone Pt1000	MRN-4194-15P (NDDM-Pin)	H/N	N\A	
HOTT701	21T701 J01	+	HOT-T701-Pt1000	NDDM15SN-BN460-A	Box	N\A	
HOTT701	21T701 P01	+	HOT-T701-Pt1000	MRN-4194-15P (NDDM-Pin)	H/N	N\A	
HOTT702	21T702 J01	+	HOT-T702-C100	NDDM15SN-BN460-A	Box	N\A	
HOTT702	21T702 P01	+	HOT-T702-C100	MRN-4194-15P (NDDM-Pin)	H/N	N\A	
HOTT703	21T703 J01	+	HOT-T703-C100	NDDM15SN-BN460-A	Box	N\A	
HOTT703	21T703 P01	+	HOT-T703-C100	MRN-4194-15P (NDDM-Pin)	H/N	N\A	
HOTT704	21T704 J01	+	HOT-T704-Pt1000	NDDM15SN-BN460-A	Box	N\A	
HOTT704	21T704 P01	+	HOT-T704-Pt1000	MRN-4194-15P (NDDM-Pin)	H/N	N\A	
UChT851	21T851 J01	+	T851 UpperChain Sens flying lead	NDDM15SN-BN460-A	DSS	N\A	
UChT851	21T851 P01	+	T851 UpperChain Sens flying lead	MRN-4194-15P (NDDM-Pin)	H/N	N\A	
UChT852	21T852 J01	+	T852 UpperChain Sens flying lead	NDDM15SN-BN460-A	DSS	N\A	
UChT852	21T852 P01	+	T852 UpperChain Sens flying lead	MRN-4194-15P (NDDM-Pin)	H/N	N\A	
UChT853	21T853 J01	+	T853 UpperChain Sens flying lead	NDDM15SN-BN460-A	DSS	N\A	
UChT853	21T853 P01	+	T853 UpperChain Sens flying lead	MRN-4194-15P (NDDM-Pin)	H/N	N\A	
USFT861	21T861 J01	+	T861 Upper SpatFwSens	NDDM15SN-BN460-A	H/N	N\A	
USFT861	21T861 P01	+	T861 Upper SpatFwSens	MRN-4194-15P (NDDM-Pin)	H/N	N\A	
USFT862	21T862 J01	+	T862 Upper SpatFwSens	NDDM15SN-BN460-A	Itm	N\A	
USFT862	21T862 P01	+	T862 Upper SpatFwSens	MRN-4194-15P (NDDM-Pin)	H/N	N\A	
HTTV102	21V102 J01	+	HTT-elValve-V102	MWDM2L-15S-6C3-.630	Box	N\A	2.
HTTV102	21V102 P01	+	HTT-elValve-V102	MWDM2L-15P-6C3-.630	H/N	LBS15P_12F	2.
HTTV103	21V103 J01		HTT-elValve-V103	MWDM2L-15S-6C3-.630	Box	N\A	2.
HTTV103	21V103 P01		HTT-elValve-V103	MWDM2L-15P-6C3-.630	H/N	LBS15P_12F	2.
HTTV104	21V104 J01		HTT-elValve-V104	MWDM2L-15S-6C3-.630	Box	N\A	2.
HTTV104	21V104 P01		HTT-elValve-V104	MWDM2L-15P-6C3-.630	H/N	LBS15P_12F	2.
HTTV105	21V105 J01		HTT-elValve-V105	MWDM2L-15S-6C3-.630	Box	N\A	2.
HTTV105	21V105 P01		HTT-elValve-V105	MWDM2L-15P-6C3-.630	H/N	LBS15P_12F	2.
HTTV106	21V106 J01		HTT-elValve-V106	MWDM2L-15S-6C3-.630	Box	N\A	2.
HTTV106	21V106 P01		HTT-elValve-V106	MWDM2L-15P-6C3-.630	H/N	LBS15P_12F	2.
HOTV701	21V701 J01		HOT-elValve-V701	MWDM2L-15S-6C3-.630	Box	N\A	2.

Item Identifier	Connector Designation	Connector Function	Connector Type	Supplier	Back Shell	New
HOTV701	21V701 P01	HOT-elValve-V701	MWDM2L-15P-6C3-.630	H/N	LBS15P_12F	2.
HOTV702	21V702 J01	HOT-elValve-V702	MWDM2L-15S-6C3-.630	Box	N\A	2.
HOTV702	21V702 P01	HOT-elValve-V702	MWDM2L-15P-6C3-.630	H/N	LBS15P_12F	2.
EXRO UNIT	431100 JxC2	Dummy Connector	>> Dummy Connector	N\A	N\A	
EXRO UNIT	431100 PxC2	Dummy Connector	>> Dummy Connector	N\A	N\A	

Item Identifier	Connector Designation	Connector Function	Connector Type	Supplier	Back Shell	New
EMC-Category: 2F/Sig H internal to FPU						
H TEL CB	141100 P01	Telescope Heater nom. from PDU A	MS27484T14F18PA	Box	G9254_524_14_*xy	2.
H TEL CB	141100 P02	Telescope Heater red. from PDU B	MS27484T14F18PB	Box	G9254_524_14_*xy	2.
H TEL CB	141100 P03	Telescope Sensors to CCU A	MS27484T14F35PA	Box	G9254_524_14_*xy	2.
H TEL CB	141100 P04	Telescope Sensors to CCU B	MS27484T14F35PB	Box	G9254_524_14_*xy	2.
EXRO UNIT	431100 JxF2	Dummy Connector	>> Dummy Connector	N\A	N\A	
EXRO UNIT	431100 PxF2	Dummy Connector	>> Dummy Connector	N\A	N\A	

Item Identifier	Connector Designation		Connector Function	Connector Type	Supplier	Back Shell	New
EMC-Category: 2l/Sig H fr CVVFT to SVMCB							
HHLOU	111200 J15	+	HIFI LOU LCU Heater main	DEMA-09P-NMB-FO	Box	N\A	
HHLOU	111200 J16	+	HIFI LOU LCU Heater red	DEMA-09P-NMB-FO	Box	N\A	
HHLOU	111200 P15	+	HIFI LOU LCU Heater main	SCC340100201BDEMA09SNM	H/N	CA-04-09	
HHLOU	111200 P16	+	HIFI LOU LCU Heater red	SCC340100201BDEMA09SNM	H/N	CA-04-09	
H TEL CB	141100 J01		Telescope Heater nom. from PDU A	MS27497T14F18SA	H/N	TBD	2.
H TEL CB	141100 J02		Telescope Heater red. from PDU B	MS27497T14F18SB	H/N	TBD	2.
H TEL CB	141100 J03		Telescope Sensors to CCU A	MS27497T14F35SA	H/N	TBD	2.
H TEL CB	141100 J04		Telescope Sensors to CCU B	MS27497T14F35SB	H/N	TBD	2.
CVVUCR	211121 P03		UFThr 019.2° (PACS XP-14 02,04,06,42,43)	197-012P24-35S (Plug)	H/N	G9254 F24 M / M24-0	2.
CVVUCR	211121 P08		UFThr 070.8° (PACS XP-02 J15,16,17,18)	197-012P22-35S (Plug)	H/N	G9254 F22 M / M22-0	2.
CVVUCR	211121 P14		UFThr 125.9° (PACS XP-11 66,68)	197-012P22-35S (Plug)	H/N	G9254 F22 M / M22-0	3.
CVVUCR	211121 P15		UFThr 132.1° (PACS XP-12 67,69)	197-012P22-35S (Plug)	H/N	G9254 F22 M / M22-0	3.
CVVUCR	211121 P16		UFThr 138.3° (HIFI XH-02)	197-012P22-35S (Plug)	H/N	G9254 F22 M / M22-0	3.
CVVUCR	211121 P17		UFThr 144.5° (HIFI XH-05)	197-012P24-35S (Plug)	H/N	G9254 F24 M / M24-0	2.
CVVUCR	211121 P18		UFThr 160.8° (HIFI XH-01)	197-012P22-35S (Plug)	H/N	G9254 F22 M / M22-0	3.
CVVUCR	211121 P19		UFThr 167.0° (HIFI XH-03)	197-012P22-35S (Plug)	H/N	G9254 F22 M / M22-0	2.
CVVUCR	211121 P20		UFThr 173.2° (HIFI XH-04)	MS27484T22F-35S (Pl+Shl)	H/N	G9254 F22 M / M22-0	2.
CVVUCR	211121 P21		UFThr 186.8° HIFI CO XH21,22,23,24	TBD	H/N	TBD	
CVVUCR	211121 P22		UFThr 193.0° (SPIRE XS-04JFP21,22,23,24)	197-012P24-35S (Plug)	H/N	G9254 F24 M / M24-0	2.
CVVUCR	211121 P23		UFThr 199.2° (SPIRE XS-05JFP17,18,19,20)	197-012P24-35S (Plug)	H/N	G9254 F24 M / M24-0	2.
CVVUCR	211121 P24		UFThr 215.0° (SPIRE XS-06JFP13,14,15,16)	197-012P24-35S (Plug)	H/N	G9254 F24 M / M24-0	2.
CVVUCR	211121 P25		UFThr 235.0° (SPIRE XS-07 JFP9,10,11,12)	197-012P24-35S (Plug)	H/N	G9254 F24 M / M24-0	2.
CVVUCR	211121 P26		UFThr 250.8° (SPIRE XS-03JFP25,26,27,28)	197-012P24-35S (Plug)	H/N	G9254 F24 M / M24-0	2.
CVVUCR	211121 P27		UFThr 257.0° (SPIRE XS-08 JFP 5,6,.7,8)	197-012P24-35S (Plug)	H/N	G9254 F24 M / M24-0	2.
CVVUCR	211121 P28		UFThr 263.2° (SPIRE XS-09 JFP 1,2,3,4)	197-012P24-35S (Plug)	H/N	G9254 F24 M / M24-0	2.
CVVUCR	211121 P29		UFThr 276.8° (SPIRE XS-13 FPU 26,28,30)	197-012P24-35S (Plug)	H/N	G9254 F24 M / M24-0	2.
CVVUCR	211121 P30		UFThr. 283.0° (SPIRE XS-11 FPU 25,27,29)	197-012P24-35S (Plug)	H/N	G9254 F24 M / M24-0	3.
CVVUCR	211121 P31		UFThr. 289.2° (SPIRE XS-02JFS 1,2,3,4,7)	197-012P24-35S (Plug)	H/N	G9254 F24 M / M24-0	2.
CVVUCR	211121 P32		UFThr. 305.7° (SPIRE XS-01 JFS 5,6,9,10)	197-012P24-35S (Plug)	H/N	G9254 F24 M / M24-0	2.
CVVUCR	211121 P33		UFThr. 311.9° (SPIRE XS-12 FPU 20,22,24)	197-012P24-35S (Plug)	H/N	G9254 F24 M / M24-0	3.
CVVUCR	211121 P34		UFThr. 318.1° (SPIRE XS-10 FPU 19,21,23)	197-012P24-35S (Plug)	H/N	G9254 F24 M / M24-0	3.
CVVUCR	211121 P35		UFThr. 324.3° (CCH V01 to CCU A)	197-012P22-35S (Plug)	H/N	G9254 F22 M / M22-0	2.
CVVUCR	211121 P36		UFThr. 340.8° (CCH V02 to CCU B)	197-012P22-35S (Plug)	H/N	G9254 F22 M / M22-0	2.
CVVUCR	211121 P37		UFThr. 347.0° (CCH V03 to Cryo SCOE 1)	197-012P22-35S (Plug)	H/N	G9254 F22 M / M22-0	2.
CVVUCR	211121 P38		UFThr. 353.2° (CCH V04 to Cryo SCOE 2)	197-012P22-35S (Plug)	H/N	G9254 F22 M / M22-0	2.
CVVLCR	211123 P01		CVV L FThr. 018.5° V25 ?	MS27484T22F-35S (Pl+Shl)	H/N	G9254 F22 M / M22-0	2.
CVVLCR	211123 P02		CVV L FThr. 036.0° V Acc Htt, Hot-FacRO	MS27484T22F-35S (Pl+Shl)	H/N	G9254 F22 M / M22-0	2.
CVVLCR	211123 P03		CVV L FThr. 054.0° (Spare Cables)	MS27484T22F-35S (Pl+Shl)	H/N	G9254 F22 M / M22-0	2.
CVVLCR	211123 P04		CVV L FThr. 071.5° (Position not used)	MS27484T22F-35S (Pl+Shl)	H/N	N\A	2.
CVVLCR	211123 P05		CVV L FThr. 126.0° Vent,Htr,LL to EGSE	MS27484T22F-35S (Pl+Shl)	H/N	G9254 F22 M / M22-0	2.
CVVLCR	211123 P06		CVV L FThr. 144.0° Vent Htr LL to EGSE	MS27484T22F-35S (Pl+Shl)	H/N	G9254 F22 M / M22-0	2.
CVVLCR	211123 P07		CVV L FThr. 161.5°	MS27484T22F-35S (Pl+Shl)	H/N	G9254 F22 M / M22-0	2.
CVVLCR	211123 P08		CVV L FThr. 198.5°	MS27484T22F-35S (Pl+Shl)	H/N	G9254 F22 M / M22-0	2.
CVVLCR	211123 P09		CVV L FThr. 220.0°	MS27484T22F-35S (Pl+Shl)	H/N	G9254 F22 M / M22-0	2.
CVVLCR	211123 P10		CVV L FThr. 230.0° (poss. Umbil.)	MS27484T22F-35S (Pl+Shl)	H/N	G9254 F22 M / M22-0	2.
CVVLCR	211123 P11		CVV L FThr. 257.5° (poss. Umbil.)	MS27484T22F-35S (Pl+Shl)	H/N	G9254 F22 M / M22-0	2.
CVVLCR	211123 P12		CVV L FThr. 288.0° V21	MS27484T22F-35S (Pl+Shl)	H/N	G9254 F22 M / M22-0	2.
CVVLCR	211123 P13		CVV L FThr. 306.0° V22	MS27484T22F-35S (Pl+Shl)	H/N	G9254 F22 M / M22-0	2.
CVVLCR	211123 P14		CVV L FThr. 324.0° V23 ?	MS27484T22F-35S (Pl+Shl)	H/N	G9254 F22 M / M22-0	2.
CVVLCR	211123 P15		CVV L FThr. 341.5° V24 ?	MS27484T22F-35S (Pl+Shl)	H/N	G9254 F22 M / M22-0	2.
CC CB	211310 J01		Cover Status Ind. Close nom. SI603	MWDM2L-15S-6C3-.630	H/N	TBD	
CC CB	211310 J02		Cover Status Ind. Close red. SI604	MWDM2L-15S-6C3-.630	H/N	TBD	
CC CB	211310 J03		Cover NCA N601	SCC3401-04401B03-12-98PA	H/N	TBD	3.
CC CB	211310 J04		Cover NCA N602	SCC3401-04401B03-12-98PB	H/N	TBD	3.
CC CB	211310 J05		Cover Status Ind. Open nom. SI601	SCC3401-04401B03-12-35PA	H/N	TBD	3.
CC CB	211310 J06		Cover Status Ind. Open red. SI602	MWDM2L-09S-6C3-.630	H/N	TBD	
CC CB	211310 P01		Cover Status Ind. Close nom. SI603	MWDM2L-15P-6C3-.630	H/N	TBD	

Item Identifier	Connector Designation		Connector Function	Connector Type	Supplier	Back Shell	New
CC CB	211310 P02		Cover Status Ind. Close red. SI604	MWDM2L-15P-6C3-.630	H/N	TBD	
CC CB	211310 P03		Cover NCA N601	SCC3401-04401B06G-12-98SA	H/N	TBD	3.
CC CB	211310 P04		Cover NCA N602	SCC3401-04401B06G-12-98SB	H/N	TBD	3.
CC CB	211310 P05		Cover Status Ind. Open nom. SI601	SCC3401-04401B06G-12-35SA	H/N	TBD	3.
CC CB	211310 P06		Cover Status Ind. Open red. SI602	MWDM2L-09P-6C3-.630	H/N	TBD	
CC FTH CB	211311 J07		Cover Inside Thermal Sensors	MWDM2L-15S-6C3-.630	H/N	TBD	
CC FTH CB	211311 P07		Cover Inside Thermal Sensors	MWDM2L-15P-6C3-.630	H/N	TBD	
HOT CB	212510 J01		HOT Connector Bracket	MWDM2L-15S-6C3-.630	H/N	TBD	
HOT CB	212510 J02		HOT Connector Bracket	MWDM2L-15S-6C3-.630	H/N	TBD	
HOT CB	212510 P01		HOT Connector Bracket	MWDM2L-15P-6C3-.630	H/N	TBD	
HOT CB	212510 P02		HOT Connector Bracket	MWDM2L-15P-6C3-.630	H/N	TBD	
CCHLSFCB	214341 J03		CCH LSF Con. Bracket T111 DLCM 1	MWDM2L-25S-6C3-.630	H/N	BS-SS-171-01	3.
CCHLSFCB	214341 J04		CCH LSF Con. Bracket T106 DLCM2	MWDM2L-25S-6C3-.630	H/N	BS-SS-171-01	3.
CCHLSFCB	214341 J05		CCH LSF Con. Bracket T101 T112	MWDM2L-25S-6C3-.630	H/N	BS-SS-171-01	3.
CCHLSFCB	214341 J06		CCH LSF Con. Bracket T107 DLCM2	MWDM2L-25S-6C3-.630	H/N	BS-SS-171-01	3.
CCHLSFCB	214341 J07		CCH LSF Con. Bracket T701 T703	MWDM2L-25S-6C3-.630	H/N	BS-SS-171-01	3.
CCHLSFCB	214341 P03		CCH LSF Con. Bracket T111 DLCM 1	MWDM2L-25P-6C3-.630	H/N	BS-SS-17D-01	3.
CCHLSFCB	214341 P04		CCH LSF Con. Bracket T106 DLCM2	MWDM2L-25P-6C3-.630	H/N	BS-SS-17D-01	3.
CCHLSFCB	214341 P05		CCH LSF Con. Bracket T101 T112	MWDM2L-25P-6C3-.630	H/N	BS-SS-17D-01	3.
CCHLSFCB	214341 P06		CCH LSF Con. Bracket T107 DLCM2	MWDM2L-25P-6C3-.630	H/N	BS-SS-17D-01	3.
CCHLSFCB	214341 P07		CCH LSF Con. Bracket T701 T703	MWDM2L-25P-6C3-.630	H/N	BS-SS-17D-01	3.
LBTS1CB1	214421 J01		T421 Connector Bracket	MWDM2L-09S-6C3-.630	H/N	BS-SS-144-01	2.
LBTS1CB1	214421 P01		T421 Connector Bracket	MWDM2L-09P-6C3-.630	H/N	BS-SS-143-01	2.
CYTS1CB1	214422 J01		T422 Connector Bracket	MWDM2L-09S-6C3-.630	H/N	BS-SS-144-01	2.
CYTS1CB1	214422 P01		T422 Connector Bracket	MWDM2L-09P-6C3-.630	H/N	BS-SS-143-01	2.
LBTS2CB1	214441 J01		T441 Connector Bracket	MWDM2L-09S-6C3-.630	H/N	BS-SS-144-01	2.
LBTS2CB1	214441 P01		T441 Connector Bracket	MWDM2L-09P-6C3-.630	H/N	BS-SS-143-01	2.
CYTS2CB1	214442 J01		T442 Connector Bracket	MWDM2L-09S-6C3-.630	H/N	BS-SS-144-01	2.
CYTS2CB1	214442 P01		T442 Connector Bracket	MWDM2L-09P-6C3-.630	H/N	BS-SS-143-01	2.
LBTS3CB1	214461 J01		T461 Connector Bracket	MWDM2L-09S-6C3-.630	H/N	BS-SS-144-01	2.
LBTS3CB1	214461 P01		T461 Connector Bracket	MWDM2L-09P-6C3-.630	H/N	BS-SS-143-01	2.
CYTS3CB1	214462 J01		T462 Connector Bracket	MWDM2L-09S-6C3-.630	H/N	BS-SS-144-01	2.
CYTS3CB1	214462 P01		T462 Connector Bracket	MWDM2L-09P-6C3-.630	H/N	BS-SS-143-01	2.
DLCM1HTR	21H101 J01	+	DLCM1 HS101, T105, T101 Connector	MWDM2L-15S-6C3-.630	Itm	N\A	2.
DLCM1HTR	21H101 J02	+	DLCM1 H101 Connector	MWDM2L-09S-6C3-.630	Itm	N\A	2.
DLCM1HTR	21H101 P01	+	DLCM1 HS101, T105, T101 Connector	MWDM2L-15P-6C3-.630	H/N	LBS15P_12F	2.
DLCM1HTR	21H101 P02	+	DLCM1 H101 Connector	MWDM2L-09P-6C3-.630	H/N	LBS9P_11F	2.
DLCM2HTR	21H102 J01	+	DLCM2 HS102, T104, T102 Connector	MWDM2L-15S-6C3-.630	Itm	N\A	2.
DLCM2HTR	21H102 J02	+	DLCM2 H102 Connector	MWDM2L-09S-6C3-.630	Itm	N\A	2.
DLCM2HTR	21H102 P01	+	DLCM2 HS102, T104, T102 Connector	MWDM2L-15P-6C3-.630	H/N	LBS15P_12F	2.
DLCM2HTR	21H102 P02	+	DLCM2 H102 Connector	MWDM2L-09P-6C3-.630	H/N	LBS9P_11F	2.
HT 9.x M1	21H331 J01	+	Telescope H331 Connector	MWDM2L-09S-6C3-.630	Itm	N\A	
HT 9.x M1	21H331 P01	+	Telescope H331 Connector	MWDM2L-09P-6C3-.630	H/N	TBD	
HT 3.x M1	21H332 J01	+	Telescope H332 Connector	MWDM2L-09S-6C3-.630	Itm	N\A	
HT 3.x M1	21H332 P01	+	Telescope H332 Connector	MWDM2L-09P-6C3-.630	H/N	TBD	
HT 4.x M1	21H333 J01	+	Telescope H333 Connector	MWDM2L-09S-6C3-.630	Itm	N\A	
HT 4.x M1	21H333 P01	+	Telescope H333 Connector	MWDM2L-09P-6C3-.630	H/N	TBD	
HT 5.x M1	21H334 J01	+	Telescope H334 Connector	MWDM2L-09S-6C3-.630	Itm	N\A	
HT 5.x M1	21H334 P01	+	Telescope H334 Connector	MWDM2L-09P-6C3-.630	H/N	TBD	
HT 6.x M1	21H335 J01	+	Telescope H335 Connector	MWDM2L-09S-6C3-.630	Itm	N\A	
HT 6.x M1	21H335 P01	+	Telescope H335 Connector	MWDM2L-09P-6C3-.630	H/N	TBD	
HT 7.x M1	21H336 J01	+	Telescope H336 Connector	MWDM2L-09S-6C3-.630	Itm	N\A	
HT 7.x M1	21H336 P01	+	Telescope H336 Connector	MWDM2L-09P-6C3-.630	H/N	TBD	
HT 8.x M1	21H337 J01	+	Telescope H337 Connector	MWDM2L-09S-6C3-.630	Itm	N\A	
HT 8.x M1	21H337 P01	+	Telescope H337 Connector	MWDM2L-09P-6C3-.630	H/N	TBD	
HT 2 M2	21H339 J01	+	Telescope H339 Connector	MWDM2L-09S-6C3-.630	Itm	N\A	
HT 2 M2	21H339 P01	+	Telescope H339 Connector	MWDM2L-09P-6C3-.630	H/N	TBD	
HighPwH50	21H501 J01	+	Ventline Unit H501 Connector	MWDM2L-09S-6C3-.630	Itm	N\A	
HighPwH50	21H501 P01	+	Ventline Unit H501 Connector	MWDM2L-09P-6C3-.630	H/N	TBD	

Item Identifier	Connector Designation		Connector Function	Connector Type	Supplier	Back Shell	New
ExVentH502	21H502 J01	+	external Ventline H502 Connector	MWDM2L-09S-6C3-.630	Itm	N\A	
ExVentH502	21H502 P01	+	external Ventline H502 Connector	MWDM2L-09P-6C3-.630	H/N	TBD	
ExVentH503	21H503 J01	+	external Ventline H503 Connector	MWDM2L-09S-6C3-.630	Itm	N\A	
ExVentH503	21H503 P01	+	external Ventline H503 Connector	MWDM2L-09P-6C3-.630	H/N	TBD	
CovN601	21N601 J01	+	Cover NCA N601 Connector	SCC3401-04401B03-12-98PA	Itm	N\A	3.
CovN601	21N601 P01	+	Cover NCA N601 Connector	SCC3401-04401B06G-12-98SA	Itm	N\A	3.
CovN602	21N602 J01	+	Cover NCA N602 Connector	SCC3401-04401B03-12-98PB	Itm	N\A	3.
CovN602	21N602 P01	+	Cover NCA N602 Connector	SCC3401-04401B06G-12-98SB	H/N	TBD	3.
ExVentP501	21P501 J01	+	external Ventline P501 Connector	197-012P10-98S (Plug)	Itm	N\A	
ExVentP501	21P501 P01	+	external Ventline P501 Connector	197-012P10-98S (Plug)	H/N	TBD	
ExVentP502	21P502 J01	+	external Ventline P502 Connector	197-012P10-98S (Plug)	Itm	N\A	
ExVentP502	21P502 P01	+	external Ventline P502 Connector	197-012P10-98S (Plug)	H/N	TBD	
HOTP701	21P701 J01	+	lower SFW P701	197-012P10-98S (Plug)	Itm	N\A	
HOTP701	21P701 P01	+	lower SFW P701	197-012P10-98S (Plug)	H/N	TBD	
CovSNO601	21S601 J01	+	Cover Status Ind. Open nom. Con. SI601	SCC3401-04401B03-12-98PA	Itm	N\A	3.
CovSNO601	21S601 P01	+	Cover Status Ind. Open nom. Con. SI601	SCC3401-04401B06G-12-98SA	Itm	N\A	3.
CovSNC602	21S602 J01	+	Cover Status Ind. Open red. Con. SI602	tbd	Itm	N\A	
CovSNC602	21S602 P01	+	Cover Status Ind. Open red. Con. SI602	tbd	H/N	TBD	
CovSRO603	21S603 J01	+	Cover Status Ind. Close nom. Con. SI603	tbd	Itm	N\A	
CovSRO603	21S603 P01	+	Cover Status Ind. Close nom. Con. SI603	tbd	H/N	TBD	
CovSRC604	21S604 J01	+	Cover Status Ind. Close red. Con. SI604	tbd	Itm	N\A	
CovSRC604	21S604 P01	+	Cover Status Ind. Close red. Con. SI604	tbd	H/N	TBD	
HTTH331	21T331 J01	+	Telescope HTTH331 CCU A	NDDM15SN-BN460-A	H/N	N\A	
HTTH331	21T331 P01	+	Telescope HTTH331 CCU A	MRN-4194-15P (NDDM-Pin)	H/N	N\A	
HTTH332	21T332 J01	+	Telescope HTTH332 CCU B	NDDM15SN-BN460-A	H/N	N\A	
HTTH332	21T332 P01	+	Telescope HTTH332 CCU B	MRN-4194-15P (NDDM-Pin)	H/N	N\A	
HTTH333	21T333 J01	+	Telescope HTTH333 CCU A	NDDM15SN-BN460-A	H/N	N\A	
HTTH333	21T333 P01	+	Telescope HTTH333 CCU A	MRN-4194-15P (NDDM-Pin)	H/N	N\A	
HTTH334	21T334 J01	+	Telescope HTTH334 CCU B	NDDM15SN-BN460-A	H/N	N\A	
HTTH334	21T334 P01	+	Telescope HTTH334 CCU B	MRN-4194-15P (NDDM-Pin)	H/N	N\A	
HTTH335	21T335 J01	+	Telescope HTTH335 CCU A	NDDM15SN-BN460-A	H/N	N\A	
HTTH335	21T335 P01	+	Telescope HTTH335 CCU A	MRN-4194-15P (NDDM-Pin)	H/N	N\A	
HTTH336	21T336 J01	+	Telescope HTTH336 CCU B	NDDM15SN-BN460-A	H/N	N\A	
HTTH336	21T336 P01	+	Telescope HTTH336 CCU B	MRN-4194-15P (NDDM-Pin)	H/N	N\A	
HTTH337	21T337 J01	+	Telescope HTTH337 CCU A	NDDM15SN-BN460-A	H/N	N\A	
HTTH337	21T337 P01	+	Telescope HTTH337 CCU A	MRN-4194-15P (NDDM-Pin)	H/N	N\A	
HTTH338	21T338 J01	+	Telescope HTTH338 CCU B	NDDM15SN-BN460-A	H/N	N\A	
HTTH338	21T338 P01	+	Telescope HTTH338 CCU B	MRN-4194-15P (NDDM-Pin)	H/N	N\A	
HTTH339	21T339 J01	+	Telescope HTTH339 CCU A	NDDM15SN-BN460-A	H/N	N\A	
HTTH339	21T339 P01	+	Telescope HTTH339 CCU A	MRN-4194-15P (NDDM-Pin)	H/N	N\A	
HTTH340	21T340 J01	+	Telescope HTTH340 CCU B	NDDM15SN-BN460-A	H/N	N\A	
HTTH340	21T340 P01	+	Telescope HTTH340 CCU B	MRN-4194-15P (NDDM-Pin)	H/N	N\A	
HTTH341	21T341 J01	+	Telescope HTTH341 CCU A	NDDM15SN-BN460-A	H/N	N\A	
HTTH341	21T341 P01	+	Telescope HTTH341 CCU A	MRN-4194-15P (NDDM-Pin)	H/N	N\A	
HTTH342	21T342 J01	+	Telescope HTTH342 CCU B	NDDM15SN-BN460-A	H/N	N\A	
HTTH342	21T342 P01	+	Telescope HTTH342 CCU B	MRN-4194-15P (NDDM-Pin)	H/N	N\A	
ExVentT502	21T502 J01	+	Ventline Unit T502 Connector	NDDM15SN-BN460-A	Itm	N\A	
ExVentT502	21T502 P01	+	Ventline Unit T502 Connector	MRN-4194-15P (NDDM-Pin)	H/N	TBD	
ExVentT507	21T507 J01	+	Ventline Unit T507 Connector	NDDM15SN-BN460-A	Itm	N\A	
ExVentT507	21T507 P01	+	Ventline Unit T507 Connector	MRN-4194-15P (NDDM-Pin)	H/N	TBD	
CovInT601	21T601 J01	+	Cover Inside Therm. T601	NDDM15SN-BN460-A	Itm	N\A	
CovInT601	21T601 P01	+	Cover Inside Therm. T601	MRN-4194-15P (NDDM-Pin)	H/N	TBD	
CovInT602	21T602 J01		Cover Inside Therm. T602	NDDM15SN-BN460-A	Itm	N\A	
CovInT602	21T602 P01		Cover Inside Therm. T602	MRN-4194-15P (NDDM-Pin)	H/N	TBD	
HSS CB	231230 J01		Sunshade Connector Bracket CCU A	MWDM2L-25S-6C3-.630	H/N	TBD	
HSS CB	231230 J02		Sunshade Connector Bracket CCU B	MWDM2L-25S-6C3-.630	H/N	TBD	
HSS CB	231230 P01		Sunshade Connector Bracket CCU A	MWDM2L-25P-6C3-.630	H/N	TBD	

Item Identifier	Connector Designation	Connector Function	Connector Type	Supplier	Back Shell	New
HSS CB	231230 P02	Sunshade Connector Bracket CCU B	MWDM2L-25P-6C3-.630	H/N	TBD	
HHSVMCB1	311100 J01	HIFI SVM CB1 (HIFI Bundle 02)	SCC340104401B032235P	H/N	440 FS 110 M 22 32	
HHSVMCB1	311100 J02	HIFI SVM CB1 (HIFI Bundle 05)	SCC340104401B032435P	H/N	440 FS 110 M 24 03	
HHSVMCB1	311100 J03	HIFI SVM CB1 (HIFI Bundle 01)	SCC340104401B032235P	H/N	440 FS 110 M 22 03	
HHSVMCB1	311100 J04	HIFI SVM CB1 (HIFI Bundle 03)	SCC340104401B032235P	H/N	440 FS 110 M 22 03	
HHSVMCB1	311100 J05	HIFI SVM CB1 (HIFI Bundle 04)	SCC340104401B032235P	H/N	440 FS 110 M 22 32	
HSSVMCB1	312100 J02	SPIRE SVM CB1 (SPIRE Bundle 05)	SCC340104401B032435P	H/N	440 FS 110 M 24 03	
HSSVMCB1	312100 J03	SPIRE SVM CB1 (SPIRE Bundle 04)	SCC340104401B032435P	H/N	440 FS 110 M 24 03	
HSSVMCB1	312100 J04	SPIRE SVM CB1 (SPIRE Bundle 03)	SCC340104401B032435P	H/N	440 FS 110 M 24 03	
HSSVMCB2	312200 J01	SPIRE SVM CB2 (SPIRE Bundle 08)	SCC340104401B032435P	H/N	440 FS 110 M 24 03	
HSSVMCB2	312200 J02	SPIRE SVM CB2 (SPIRE Bundle 09)	SCC340104401B032435P	H/N	440 FS 110 M 24 03	
HSSVMCB2	312200 J03	SPIRE SVM CB2 (SPIRE Bundle 06)	SCC340104401B032435P	H/N	440 FS 110 M 24 03	
HSSVMCB2	312200 J04	SPIRE SVM CB2 (SPIRE Bundle 07)	SCC340104401B032435P	H/N	440 FS 110 M 24 03	
HSSVMCB2	312200 J05	SPIRE SVM CB2 (SPIRE Bundle 02)	SCC340104401B032435P	H/N	440 FS 110 M 24 03	
HSSVMCB2	312200 J06	SPIRE SVM CB2 (SPIRE Bundle 01)	SCC340104401B032435P	H/N	440 FS 110 M 24 03	
HSSVMCB3	312300 J03	SPIRE SVM CB3 (SPIRE Bundle 13)	SCC340104401B032435P	H/N	440 FS 110 M 24 03	
HSSVMCB3	312300 J04	SPIRE SVM CB3 (SPIRE Bundle 11)	SCC340104401B032435P	H/N	440 FS 110 M 24 03	
HSSVMCB3	312300 J05	SPIRE SVM CB3 (SPIRE Bundle 12)	SCC340104401B032435P	H/N	440 FS 110 M 24 32	
HSSVMCB3	312300 J06	SPIRE SVM CB3 (SPIRE Bundle 10)	SCC340104401B032435P	H/N	440 FS 110 M 24 32	
TSCSVMCB	314000 J01	Telescope CB Heaters Pwr Main	MS27497T14F18SN	H/N	TBD	
TSCSVMCB	314000 J02	Telescope CB Heaters Pwr Red	MS27497T14F18SA	H/N	TBD	
TSCSVMCB	314000 J03	Telescope CB Sensors Main	MS27484T12F35SN	H/N	TBD	
TSCSVMCB	314000 J04	Telescope CB Sensors Red	MS27484T12F35SA	H/N	TBD	
TSCSVMCB	314000 J05	Telescope CB NCA PWR Main	DAMA-15S-NMB-FO	H/N	TBD	
TSCSVMCB	314000 J06	Telescope CB NCA PWR Red	DAMA-15S-NMB-FO	H/N	TBD	
TSCSVMCB	314000 J07	Telescope CB NCA Sensors Main	DBMA-25S-NMB-FO	H/N	TBD	
TSCSVMCB	314000 J08	Telescope CB NCA Sensors Red	DBMA-25S-NMB-FO	H/N	TBD	
TSCSVMCB	314000 P02	Telescope CB Heaters Pwr Red	MS27484T14F18PA	H/N	TBD	
TSCSVMCB	314000 P03	Telescope CB Sensors Main	MS27497T12F35PN	H/N	TBD	
TSCSVMCB	314000 P04	Telescope CB Sensors Red	MS27497T12F35PA	H/N	TBD	
TSCSVMCB	314000 P05	Telescope CB NCA PWR Main	DAMA-15P-NMB-FO+Glen 550	H/N	TBD	
TSCSVMCB	314000 P06	Telescope CB NCA PWR Red	DAMA-15P-NMB-FO+Glen 550	H/N	TBD	
TSCSVMCB	314000 P07	Telescope CB NCA Sensors Main	DBMA-25P-NMB-FO+ Glen 550	H/N	TBD	
TSCSVMCB	314000 P08	Telescope CB NCA Sensors Red	DBMA-25P-NMB-FO+ Glen 550	H/N	TBD	
TSCSVMCB	314100 J01	Telesc SVM CB Sensors to SVM	SCC340100201BDBMA9SNMB	H/N	TBD	3.
TSCSVMCB	314100 J02	Telesc SVM CB Sensors to SVM	SCC340100201BDBMA9SNMB	H/N	TBD	3.
TSCSVMCB	314100 J03	Telesc SVM CB Sensors to SVM	SCC340100201BDBMA9PNMB	H/N	TBD	3.
TSCSVMCB	314100 J04	Telesc SVM CB Sensors to SVM	MS27497T14F35PB	H/N	TBD	
CCSVMCB	314200 J01	Telesc SVM CB Sensors to SVM	MS27497T14F35PA	H/N	TBD	
CCSVMCB	314200 J02	Telesc SVM CB Sensors to SVM	MS27497T14F35PB	H/N	TBD	
CCSVMCB	314200 J03	Telesc SVM CB Sensors to SVM	SCC3401-04401B03-14-18SA	H/N	TBD	3.
CCSVMCB	314200 J04	Telesc SVM CB Sensors to SVM	SCC3401-04401B03-14-18SB	H/N	TBD	3.
CCSVMCB	314200 J05	Telesc SVM CB Sensors to SVM	SCC3401-04401B03-10-35PA	H/N	TBD	3.
CCSVMCB	314200 J06	Telesc SVM CB Sensors to SVM	MS27497T14F35PB	H/N	TBD	
TSCSVMCB	314300 P01	Telescope Heater from PCDU A	MS27484T14F35PA	H/N	TBD	
TSCSVMCB	314300 P02	Telescope Heater from PCDU B	MS27484T14F35PB	H/N	TBD	
SVM EGSE	315100 J01	SVM CB CCH V03 from CVVUCR	SCC340104401B032235P	H/N	TBD	
SVM EGSE	315100 J02	SVM CB CCH V04 from CVVUCR	SCC340104401B032235P	H/N	TBD	
SVM EGSE	315100 J03	SVM CB CCH V21 from CVVLCR	SCC340104401B032235P	H/N	TBD	
SVM EGSE	315100 J04	SVM CB CCH Acc from HTT, HOT	SCC340104401B032235P	H/N	TBD	
SVM EGSE	315100 J05	SVM CB from Telesc to CCU A	SCC340104401B032235P	H/N	TBD	
SVM EGSE	315100 J06	SVM CB from Telesc to CCU B	SCC340104401B032235P	H/N	TBD	
SVM EGSE	315100 J07	SVM CB CCH V41 from CVVLCR	SCC340104401B032235P	H/N	TBD	
SVM EGSE	315100 J08	SVM CB CCH V42 from CVVLCR	SCC340104401B032235P	H/N	TBD	
CCU EV CB	316100 J01	CCU A ext. Ventline Valves	MS27497T12F35PA	H/N	TBD	
CCU EV CB	316100 J02	CCU B ext. Ventline Valves	MS27497T12F35PB	H/N	TBD	

Item Identifier	Connector Designation		Connector Function	Connector Type	Supplier	Back Shell	New
EGSE CB	321100 J03		SVM CCH CB1 ExtVentlHtr 502/503 to EGSE	MS27497T12F35PN	H/N	TBD	
EGSE CB	321100 J05		SVM CCH ICE 13 to EGSE/Umbil	MS27497T22F35PN	H/N	TBD	
EGSE CB	321100 J06		SVM CCH CB1 104,106,702,L101 to EGSE	MS27497T22F35PN	H/N	TBD	
EGSE CB	321100 J07		SVM CB CVV CCU B Pwr Vent	MS27497T12F35PA	H/N	TBD	
EGSE CB	321100 J08		SVM CCH CB1 P501 T502 to EGSE	MS27497T12F35PB	H/N	TBD	
CCU A CB	321200 J01		SVM CB CCH V01 from CVVUCR	SCC340104401B032235P	H/N	TBD	
CCU A CB	321200 J02		SVM CB CCH V21 from CVVLCR	SCC340104401B032235P	H/N	TBD	
CCU A CB	321200 J03		SVM CB CCH V24 from CVVLCR	SCC340104401B032235P	H/N	TBD	
CCU A CB	321200 J04		SVM CB CCH V24 from CVVLCR	SCC340104401B032235P	H/N	TBD	
CCU A CB	321200 J05		SVM CB CCH V24 from CVVLCR	SCC340104401B032235P	H/N	TBD	
CCU B CB	321300 J01		SVM CB CCH V02 from CVVUCR	SCC340104401B032235P	H/N	TBD	
CCU B CB	321300 J02		SVM CB CCH V22 from CVVUCR	SCC340104401B032235P	H/N	TBD	
CCU B CB	321300 J03		SVM CB CCH V23 from CVVUCR	SCC340104401B032235P	H/N	TBD	
CCU B CB	321300 J04		SVM CB CCH V22 from CVVUCR	SCC340104401B032235P	H/N	TBD	
CCU B CB	321300 J05		SVM CB CCH V22 from CVVUCR	SCC340104401B032235P	H/N	TBD	
SVMSH	331100 J01		SVM Shield Connector Bracket	MWDM2L-15S-6C3-.630	H/N	TBD	
SVMSH	331100 J02		SVM Shield Connector Bracket	MWDM2L-15S-6C3-.630	H/N	TBD	
SVMSH	331100 P01		SVM Shield Connector Bracket	MWDM2L-15P-6C3-.630	H/N	TBD	
SVMSH	331100 P02		SVM Shield Connector Bracket	MWDM2L-15P-6C3-.630	H/N	TBD	
CryoSCOE	422200 J01	+	Cryo SCOE Connector	MWDM2L-37S-6C3-.630	H/N	N\A	
CryoSCOE	422200 P01	+	Cryo SCOE Connector	MWDM37P w BS	Itm	TBD	
EXRO UNIT	431100 JxI2		Dummy Connector	>> Dummy Connector	N\A	N\A	
EXRO UNIT	431100 PxI2		Dummy Connector	>> Dummy Connector	N\A	N\A	

Item Identifier	Connector Designation		Connector Function	Connector Type	Supplier	Back Shell	New
EMC-Category: 2S/Sig H fr SVMCB to W. Units							
HHLCU	112100 J03	+	HIFI LCU LOU Heater main	SCC340100201BDEMA09SNM	Box	N\A	
HHLCU	112100 J21	+	HIFI LCU ???	DEMA-09P-NMB-FO	Box	N\A	
HHLCU	112100 J23	+	HIFI LCU LOU Heater red	SCC340100201BDEMA09SNM	Box	N\A	
HHLCU	112100 P03	+	HIFI LCU LOU Heater main	DEMA-09P-NMB-FO+Glen 550	H/N	550 B 001 M 1 02	
HHLCU	112100 P21	+	HIFI LCU ???	SCC340100201BDEMA09SNM	H/N	TBC	
HHLCU	112100 P23	+	HIFI LCU LOU Heater red	DEMA-09P-NMB-FO+Glen 550	H/N	550 B 001 M 1 02	
HHFCU	112300 J11	+	HIFI FCU Mixer bias Hor.	DBMA-44P-NMB-FO	Box	N\A	
HHFCU	112300 J12	+	HIFI FCU Magnets & Heaters Hor.	DCMA-37S-NMB-FO	Box	N\A	3.
HHFCU	112300 J13	+	HIFI FCU ???	DCMA-37S-NMB-FO	Box	N\A	
HHFCU	112300 J14	+	HIFI FCU 1. IF Ampl. Hor.	DBMA-44S-NMB-FO	Box	N\A	
HHFCU	112300 J15	+	HIFI FCU 2. IF Ampl. Hor.	DCMA-62S-NMB-FO	Box	N\A	
HHFCU	112300 J16	+	HIFI FCU Chop. Cal. Therm. Main.	DCMA-62P-NMB-FO	Box	N\A	
HHFCU	112300 J17	+	HIFI FCU Diplexer Hor.	DAMA-15S-NMB-FO	Box	N\A	
HHFCU	112300 J21	+	HIFI FCU Mixer bias Ver.	DBMA-44P-NMB-FO	Box	N\A	
HHFCU	112300 J22	+	HIFI FCU Magnets & Heaters Ver.	DCMA-37P-NMB-FO	Box	N\A	
HHFCU	112300 J23	+	HIFI FCU ????	DCMA-37S-NMB-FO	Box	N\A	
HHFCU	112300 J24	+	HIFI FCU 1. IF Ampl. Ver.	DBMA-44S-NMB-FO	Box	N\A	
HHFCU	112300 J25	+	HIFI FCU 2. IF Ampl. Ver.	DCMA-62S-NMB-FO	Box	N\A	
HHFCU	112300 J26	+	HIFI FCU Chop. Cal. Therm Red.	DCMA-62P-NMB-FO	Box	N\A	
HHFCU	112300 J27	+	HIFI FCU Diplexer Ver.	DAMA-15S-NMB-FO	Box	N\A	
HHFCU	112300 P11	+	HIFI FCU Mixer bias Hor.	SCC340100202BDBMA44SNM	H/N	550 T 001 M 3 03	
HHFCU	112300 P12	+	HIFI FCU Magnets & Heaters Hor.	SCC340100201BDCMA37PNM	H/N	550 T 001 M 4 02	3.
HHFCU	112300 P13	+	HIFI FCU ???	DCMA-37P-NMB-FO	Box	TBD	
HHFCU	112300 P14	+	HIFI FCU 1. IF Ampl. Hor.	SCC340100202BDBMA44PNM	H/N	550 T 001 M 3 03	
HHFCU	112300 P15	+	HIFI FCU 2. IF Ampl. Hor.	DCMA-62P-NMB-FO+Glen 550	H/N	550 T 001 M 6 03	
HHFCU	112300 P16	+	HIFI FCU Chop. Cal. Therm. Main.	DCMA-62S-NMB-FO+Glen 550	H/N	550 T 001 M 6 03	
HHFCU	112300 P17	+	HIFI FCU Diplexer Hor.	DAMA-15P-NMB-FO+Glen 550	H/N	550 T 001 M 2 02	
HHFCU	112300 P21	+	HIFI FCU Mixer bias Ver.	SCC340100202BDBMA44SNM	H/N	550 T 001 M 3 03	
HHFCU	112300 P22	+	HIFI FCU Magnets & Heaters Ver.	DCMA-37S-NMB-FO+ Glen 550	H/N	550 T 001 M 3 02	
HHFCU	112300 P23	+	HIFI FCU ????	DCMA-37P-NMB-FO	Box	TBC	
HHFCU	112300 P24	+	HIFI FCU 1. IF Ampl. Ver.	SCC340100202BDBMA44PNM	H/N	550 T 001 M 3 03	
HHFCU	112300 P25	+	HIFI FCU 2. IF Ampl. Ver.	DCMA-62P-NMB-FO+Glen 550	H/N	550 T 001 M 6 03	
HHFCU	112300 P26	+	HIFI FCU Chop. Cal. Therm Red.	DCMA-62S-NMB-FO+Glen 550	H/N	550 T 001 M 6 03	
HHFCU	112300 P27	+	HIFI FCU Diplexer Ver.	DAMA-15P-NMB-FO+Glen 550	H/N	550 T 001 M 2 02	
HH3DH	112700 J01	+	HRS-H IF Sig	SMA Female	Box	N\A	
HH3DH	112700 J02	+	WBS-H IF Sig	SMA Female	Box	N\A	
HH3DH	112700 P01	+	HRS-H IF Sig	SMA Male	Box	TBD	
HH3DH	112700 P02	+	WBS-H IF Sig	SMA Male	Box	TBD	
HH3DV	112800 J01	+	HRS-V IF Sig	SMA Female	Box	N\A	
HH3DV	112800 J02	+	WBS-V IF Sig	SMA Female	Box	N\A	
HH3DV	112800 P01	+	HRS-V IF Sig	SMA Male	Box	TBD	
HH3DV	112800 P02	+	WBS-V IF Sig	SMA Male	Box	TBD	
HSFCU	122200 J11	+	FCU Heater (S10)	DBMA-25S-NMB-FO	Box	N\A	
HSFCU	122200 J12	+	FCU Heater (S12)	DBMA-25S-NMB-FO	Box	N\A	
HSFCU	122200 J13	+	FCU Phot. Stimulus Prime (S11)	SCC340100201BDEMA09SNM	Box	N\A	
HSFCU	122200 J14	+	FCU Phot. Stimulus RE (S13)	SCC340100201BDEMA09SNM	Box	N\A	
HSFCU	122200 J17	+	FCU SMEC Contr. Pr (S11)	DCMA-37S-NMB-FO	Box	N\A	
HSFCU	122200 J18	+	FCU SMEC Contr Re (S13)	DCMA-37S-NMB-FO	Box	N\A	
HSFCU	122200 J19	+	FCU BSM Pr (S11)	DCMA-37S-NMB-FO	Box	N\A	
HSFCU	122200 J20	+	FCU BSM Re (S13)	DCMA-37S-NMB-FO	Box	N\A	
HSFCU	122200 J21	+	FCU Thermometry C Pr (S11)	DAMA-15S-NMB-FO	Box	N\A	
HSFCU	122200 J22	+	FCU Thermometry C Re (S13)	DAMA-15S-NMB-FO	Box	N\A	
HSFCU	122200 J23	+	FCU Thermometry Tail A Pr (S10)	DDMA-50S-NMB-FO	Box	N\A	
HSFCU	122200 J24	+	FCU Thermometry Tail A Re (S12)	DDMA-50S-NMB-FO	Box	N\A	
HSFCU	122200 J25	+	FCU Thermometry Tail B Pr (S10)	DAMA-15S-NMB-FO	Box	N\A	
HSFCU	122200 J26	+	FCU Thermometry Tail B Re (S12)	DAMA-15S-NMB-FO	Box	N\A	
HSFCU	122200 J29	+	FCU SMEC Launch Pr (S11)	DCMA-37P-NMB-FO	Box	N\A	
HSFCU	122200 J30	+	FCU SMEC Launch Re (S13)	DCMA-37P-NMB-FO	Box	N\A	

Item Identifier	Connector Designation		Connector Function	Connector Type	Supplier	Back Shell	New
HSFCU	122200 P11	+	FCU Heater (S10)	DBMA-25P-NMB-FO+ Glen 550	H/N	550 T 001 M 3 02	
HSFCU	122200 P12	+	FCU Heater (S12)	DBMA-25P-NMB-FO+ Glen 550	H/N	550 T 001 M 3 02	
HSFCU	122200 P13	+	FCU Phot. Stimulus Prime (S11)	DEMA-09P-NMB-FO+Glen 550	H/N	550 T 001 M 1 02	
HSFCU	122200 P14	+	FCU Phot. Stimulus RE (S13)	DEMA-09P-NMB-FO+Glen 550	H/N	550 T 001 M 1 02	
HSFCU	122200 P17	+	FCU SMEC Contr. Pr (S11)	SCC340100201BDCMA37PNM	H/N	550 T 001 M 4 03	
HSFCU	122200 P18	+	FCU SMEC Contr Re (S13)	SCC340100201BDCMA37PNM	H/N	550 T 001 M 4 03	
HSFCU	122200 P19	+	FCU BSM Pr (S11)	SCC340100201BDCMA37PNM	H/N	550 T 001 M 4 03	
HSFCU	122200 P20	+	FCU BSM Re (S13)	SCC340100201BDCMA37PNM	H/N	550 T 001 M 4 03	
HSFCU	122200 P21	+	FCU Thermometry C Pr (S11)	DAMA-15P-NMB-FO+Glen 550	H/N	550 T 001 M 2 02	
HSFCU	122200 P22	+	FCU Thermometry C Re (S13)	DAMA-15P-NMB-FO+Glen 550	H/N	550 T 001 M 2 02	
HSFCU	122200 P23	+	FCU Thermometry Tail A Pr (S10)	DDMA-50P-NMB-FO+ Glen 550	H/N	550 T 001 M 5 04	
HSFCU	122200 P24	+	FCU Thermometry Tail A Re (S12)	DDMA-50P-NMB-FO+ Glen 550	H/N	550 T 001 M 5 04	
HSFCU	122200 P25	+	FCU Thermometry Tail B Pr (S10)	DAMA-15P-NMB-FO+Glen 550	H/N	550 T 001 M 2 02	
HSFCU	122200 P26	+	FCU Thermometry Tail B Re (S12)	DAMA-15P-NMB-FO+Glen 550	H/N	550 T 001 M 2 02	
HSFCU	122200 P29	+	FCU SMEC Launch Pr (S11)	DCMA-37S-NMB-FO+ Glen 550	H/N	550 T 001 M 4 03	
HSFCU	122200 P30	+	FCU SMEC Launch Re (S13)	DCMA-37S-NMB-FO+ Glen 550	H/N	550 T 001 M 4 03	
HSDCU	122300 J05	+	DCU JFP PSW Ch 1-16 (S09)	SCC340100201BDDMA50PNM	Box	N\A	
HSDCU	122300 J06	+	DCU JFP PSW Ch 17-32 (S09)	SCC340100201BDDMA50PNM	Box	N\A	
HSDCU	122300 J07	+	DCU JFP PSW Ch 33-48 (S09)	SCC340100201BDDMA50PNM	Box	N\A	
HSDCU	122300 J08	+	DCU JFP PSW Ch 49-64 (S08)	SCC340100201BDDMA50PNM	Box	N\A	
HSDCU	122300 J09	+	DCU JFP PSW CH 65-80 (S08)	SCC340100201BDDMA50PNM	Box	N\A	
HSDCU	122300 J10	+	DCU JFP PSW Ch 81-96 (S08)	SCC340100201BDDMA50PNM	Box	N\A	
HSDCU	122300 J11	+	DCU JFP PSW Ch 97-112 (S07)	SCC340100201BDDMA50PNM	Box	N\A	
HSDCU	122300 J12	+	DCU JFP PSW Ch 113-128 (S07)	SCC340100201BDDMA50PNM	Box	N\A	
HSDCU	122300 J13	+	DCU JFP PSW Ch 129-144 (S07)	SCC340100201BDDMA50PNM	Box	N\A	
HSDCU	122300 J14	+	DCU JFP PLW Ch 1-16 (S06)	SCC340100201BDDMA50PNM	Box	N\A	
HSDCU	122300 J15	+	DCU JFP PLW Ch 17-32 (S06)	SCC340100201BDDMA50PNM	Box	N\A	
HSDCU	122300 J16	+	DCU JFP PLW Ch 33-48 (S06)	SCC340100201BDDMA50PNM	Box	N\A	
HSDCU	122300 J17	+	DCU JFP PMW Ch 1-16 (S05)	SCC340100201BDDMA50PNM	Box	N\A	
HSDCU	122300 J18	+	DCU JFP PMW Ch 17-32 (S05)	SCC340100201BDDMA50PNM	Box	N\A	
HSDCU	122300 J19	+	DCU JFP Ch 33-48 PMW (B05)	SCC340100201BDDMA50PNM	Box	N\A	
HSDCU	122300 J20	+	DCU JFP PMW Ch 49-64 (S04)	SCC340100201BDDMA50PNM	Box	N\A	
HSDCU	122300 J21	+	DCU JFP PMW Ch 65-80 (S04)	SCC340100201BDDMA50PNM	Box	N\A	
HSDCU	122300 J22	+	DCU JFP PMW Ch 81-93 + PTC (S04)	SCC340100201BDDMA50PNM	Box	N\A	
HSDCU	122300 J23	+	DCU JFS SSW Ch 1-12 (S02)	DCMA-37P-NMB-FO	Box	N\A	
HSDCU	122300 J24	+	DCU JFS SSW Ch 13-24 (S02)	DCMA-37P-NMB-FO	Box	N\A	
HSDCU	122300 J25	+	DCU JFS SSW Ch 25-36 (S02)	DCMA-37P-NMB-FO	Box	N\A	
HSDCU	122300 J26	+	DCU JFS SSW Ch 37-48 (S02)	DCMA-37P-NMB-FO	Box	N\A	
HSDCU	122300 J27	+	DCU JFS SLW Ch 1-12 (S01)	DCMA-37P-NMB-FO	Box	N\A	
HSDCU	122300 J28	+	DCU JFS SLW Ch 13-24 (S01)	DCMA-37P-NMB-FO	Box	N\A	
HSDCU	122300 J29	+	DCU Phot. Bias Prime (S03)	DDMA-78S-NMB-FO	Box	N\A	
HSDCU	122300 J30	+	DCU Phot. Bias Red (S03)	DDMA-78S-NMB-FO	Box	N\A	
HSDCU	122300 J31	+	DCU JFS Spect Bias Prime (S01)	DCMA-37S-NMB-FO	Box	N\A	
HSDCU	122300 J32	+	DCU JFS Spect Bias Red (S01)	DCMA-37S-NMB-FO	Box	N\A	
HSDCU	122300 P05	+	DCU JFP PSW Ch 1-16 (S09)	DDMA-50S-NMB-FO+ Glen 550	H/N	550 T 001 M 5 04	
HSDCU	122300 P06	+	DCU JFP PSW Ch 17-32 (S09)	DDMA-50S-NMB-FO+ Glen 550	H/N	550 T 001 M 5 04	
HSDCU	122300 P07	+	DCU JFP PSW Ch 33-48 (S09)	DDMA-50S-NMB-FO+ Glen 550	H/N	550 T 001 M 5 04	
HSDCU	122300 P08	+	DCU JFP PSW Ch 49-64 (S08)	DDMA-50S-NMB-FO+ Glen 550	H/N	550 T 001 M 5 04	
HSDCU	122300 P09	+	DCU JFP PSW CH 65-80 (S08)	DDMA-50S-NMB-FO+ Glen 550	H/N	550 T 001 M 5 04	
HSDCU	122300 P10	+	DCU JFP PSW Ch 81-96 (S08)	DDMA-50S-NMB-FO+ Glen 550	H/N	550 T 001 M 5 04	
HSDCU	122300 P11	+	DCU JFP PSW Ch 97-112 (S07)	DDMA-50S-NMB-FO+ Glen 550	H/N	550 T 001 M 5 04	
HSDCU	122300 P12	+	DCU JFP PSW Ch 113-128 (S07)	DDMA-50S-NMB-FO+ Glen 550	H/N	550 T 001 M 5 04	
HSDCU	122300 P13	+	DCU JFP PSW Ch 129-144 (S07)	DDMA-50S-NMB-FO+ Glen 550	H/N	550 T 001 M 5 04	
HSDCU	122300 P14	+	DCU JFP PLW Ch 1-16 (S06)	DDMA-50S-NMB-FO+ Glen 550	H/N	550 T 001 M 5 04	
HSDCU	122300 P15	+	DCU JFP PLW Ch 17-32 (S06)	DDMA-50S-NMB-FO+ Glen 550	H/N	550 T 001 M 5 04	
HSDCU	122300 P16	+	DCU JFP PLW Ch 33-48 (S06)	DDMA-50S-NMB-FO+ Glen 550	H/N	550 T 001 M 5 04	
HSDCU	122300 P17	+	DCU JFP PMW Ch 1-16 (S05)	DDMA-50S-NMB-FO+ Glen 550	H/N	550 T 001 M 5 04	
HSDCU	122300 P18	+	DCU JFP PMW Ch 17-32 (S05)	DDMA-50S-NMB-FO+ Glen 550	H/N	550 T 001 M 5 04	
HSDCU	122300 P19	+	DCU JFP Ch 33-48 PMW (B05)	DDMA-50S-NMB-FO+ Glen 550	H/N	550 T 001 M 5 04	
HSDCU	122300 P20	+	DCU JFP PMW Ch 49-64 (S04)	DDMA-50S-NMB-FO+ Glen 550	H/N	550 T 001 M 5 04	
HSDCU	122300 P21	+	DCU JFP PMW Ch 65-80 (S04)	DDMA-50S-NMB-FO+ Glen 550	H/N	550 T 001 M 5 04	

Item Identifier	Connector Designation		Connector Function	Connector Type	Supplier	Back Shell	New
HSDCU	122300 P22	+	DCU JFP PMW Ch 81-93 + PTC (S04)	DDMA-50S-NMB-FO+ Glen 550	H/N	550 T 001 M 5 04	
HSDCU	122300 P23	+	DCU JFS SSW Ch 1-12 (S02)	DCMA-37S-NMB-FO+ Glen 550	H/N	550 T 001 M 4 03	
HSDCU	122300 P24	+	DCU JFS SSW Ch 13-24 (S02)	DCMA-37S-NMB-FO+ Glen 550	H/N	550 T 001 M 4 03	
HSDCU	122300 P25	+	DCU JFS SSW Ch 25-36 (S02)	DCMA-37S-NMB-FO+ Glen 550	H/N	550 T 001 M 4 03	
HSDCU	122300 P26	+	DCU JFS SSW Ch 37-48 (S02)	DCMA-37S-NMB-FO+ Glen 550	H/N	550 T 001 M 4 03	
HSDCU	122300 P27	+	DCU JFS SLW Ch 1-12 (S01)	DCMA-37S-NMB-FO+ Glen 550	H/N	550 T 001 M 4 03	
HSDCU	122300 P28	+	DCU JFS SLW Ch 13-24 (S01)	DCMA-37S-NMB-FO+ Glen 550	H/N	550 T 001 M 4 03	
HSDCU	122300 P29	+	DCU Phot. Bias Prime (S03)	DDMA-78P-NMB-FO+Glen 550	H/N	550 T 001 M 5 04	
HSDCU	122300 P30	+	DCU Phot. Bias Red (S03)	DDMA-78P-NMB-FO+Glen 550	H/N	550 T 001 M 5 04	
HSDCU	122300 P31	+	DCU JFS Spect Bias Prime (S01)	SCC340100201BDCMA37PNM	H/N	550 T 001 M 4 03	
HSDCU	122300 P32	+	DCU JFS Spect Bias Red (S01)	SCC340100201BDCMA37PNM	H/N	550 T 001 M 4 03	
CCU	214100 J01	+	CCU NOM T-Sens 2xT0, 4xT1, 3xT2	DDMA-50S-NMB-FO	Box	N\A	
CCU	214100 J02	+	CCU NOM T-Sens 3xT3, 2xP-Sens	DDMA-50S-NMB-FO	Box	N\A	
CCU	214100 J03	+	CCU NOM T-Sens 9xT4	DDMA-50S-NMB-FO	Box	N\A	
CCU	214100 J04	+	CCU NOM T-Sens 10xT5	DDMA-50S-NMB-FO	Box	N\A	
CCU	214100 J05	+	CCU NOM T-Sens 10xT5	DDMA-50S-NMB-FO	Box	N\A	
CCU	214100 J06	+	CCU NOM T-Sens 10xT 5	DDMA-50S-NMB-FO	Box	N\A	
CCU	214100 J07	+	CCU NOM Valve/DLCM Ctrl	DBMA-25S-NMB-FO	Box	N\A	
CCU	214100 J08	+	CCU NOM Valve/DLCM Mon	DBMA-25S-NMB-FO	Box	N\A	
CCU	214100 J09	+	CCU NOM OBDH I/F In	SCC340100201BDEMA09SNM	Box	N\A	
CCU	214100 J10	+	CCU NOM OBDH I/F Out	SCC340100201BDEMA09SNM	Box	N\A	
CCU	214100 J11	+	CCU NOM Dry Valve Cmd Ariane	DAMA-15P-NMB-FO	Box	N\A	
CCU	214100 J13	+	CCU NOM Test Mil Bus Adress	DAMA-15S-NMB-FO	Box	N\A	
CCU	214100 J14	+	CCU RED T-Sens 2xT0, 4xT1, 3xT2	DDMA-50S-NMB-FO	Box	N\A	
CCU	214100 J15	+	CCU RED T-Sens 3xT3, 2xP-Sens	DDMA-50S-NMB-FO	Box	N\A	
CCU	214100 J16	+	CCU RED T-Sens 9xT4	DDMA-50S-NMB-FO	Box	N\A	
CCU	214100 J17	+	CCU RED T-Sens 10xT5	DDMA-50S-NMB-FO	Box	N\A	
CCU	214100 J18	+	CCU RED T-Sens 10xT5	DDMA-50S-NMB-FO	Box	N\A	
CCU	214100 J19	+	CCU RED T-Sens 10xT 5	DDMA-50S-NMB-FO	Box	N\A	
CCU	214100 J20	+	CCU RED Valve/DLCM Ctrl	DBMA-25S-NMB-FO	Box	N\A	
CCU	214100 J21	+	CCU RED Valve/DLCM Mon	DBMA-25S-NMB-FO	Box	N\A	
CCU	214100 J22	+	CCU RED OBDH I/F In	SCC340100201BDEMA09SNM	Box	N\A	
CCU	214100 J23	+	CCU RED OBDH I/F Out	SCC340100201BDEMA09SNM	Box	N\A	
CCU	214100 J24	+	CCU RED Dry Valve Cmd Ariane	DAMA-15P-NMB-FO	Box	N\A	
CCU	214100 J26	+	CCU RED Test Mil Bus Adress	DAMA-15S-NMB-FO	Box	N\A	
CCU	214100 P01	+	CCU NOM T-Sens 2xT0, 4xT1, 3xT2	DDMA-50P-NMB-FO+ Glen 550	H/N	TBD	
CCU	214100 P02	+	CCU NOM T-Sens 3xT3, 2xP-Sens	DDMA-50P-NMB-FO+ Glen 550	H/N	TBD	
CCU	214100 P03	+	CCU NOM T-Sens 9xT4	DDMA-50P-NMB-FO+ Glen 550	H/N	TBD	
CCU	214100 P04	+	CCU NOM T-Sens 10xT5	DDMA-50P-NMB-FO+ Glen 550	H/N	TBD	
CCU	214100 P05	+	CCU NOM T-Sens 10xT5	DDMA-50P-NMB-FO+ Glen 550	H/N	TBD	
CCU	214100 P06	+	CCU NOM T-Sens 10xT 5	DDMA-50P-NMB-FO+ Glen 550	H/N	TBD	
CCU	214100 P07	+	CCU NOM Valve/DLCM Ctrl	DBMA-25P-NMB-FO+ Glen 550	H/N	TBD	
CCU	214100 P08	+	CCU NOM Valve/DLCM Mon	DBMA-25P-NMB-FO+ Glen 550	H/N	TBD	
CCU	214100 P09	+	CCU NOM OBDH I/F In	DEMA-09P-NMB-FO+Glen 550	H/N	TBD	
CCU	214100 P10	+	CCU NOM OBDH I/F Out	DEMA-09P-NMB-FO+Glen 550	H/N	TBD	
CCU	214100 P11	+	CCU NOM Dry Valve Cmd Ariane	DAMA-15S-NMB-FO+Glen 550	H/N	TBD	
CCU	214100 P13	+	CCU NOM Test Mil Bus Adress	DAMA-15P-NMB-FO+Glen 550	H/N	TBD	
CCU	214100 P14	+	CCU RED T-Sens 2xT0, 4xT1, 3xT2	DDMA-50P-NMB-FO+ Glen 550	H/N	TBD	
CCU	214100 P15	+	CCU RED T-Sens 3xT3, 2xP-Sens	DDMA-50P-NMB-FO+ Glen 550	H/N	TBD	
CCU	214100 P16	+	CCU RED T-Sens 9xT4	DDMA-50P-NMB-FO+ Glen 550	H/N	TBD	
CCU	214100 P17	+	CCU RED T-Sens 10xT5	DDMA-50P-NMB-FO+ Glen 550	H/N	TBD	
CCU	214100 P18	+	CCU RED T-Sens 10xT5	DDMA-50P-NMB-FO+ Glen 550	H/N	TBD	
CCU	214100 P19	+	CCU RED T-Sens 10xT 5	DDMA-50P-NMB-FO+ Glen 550	H/N	TBD	
CCU	214100 P20	+	CCU RED Valve/DLCM Ctrl	DBMA-25P-NMB-FO+ Glen 550	H/N	TBD	
CCU	214100 P21	+	CCU RED Valve/DLCM Mon	DBMA-25P-NMB-FO+ Glen 550	H/N	TBD	
CCU	214100 P22	+	CCU RED OBDH I/F In	DEMA-09P-NMB-FO+Glen 550	H/N	TBD	
CCU	214100 P23	+	CCU RED OBDH I/F Out	DEMA-09P-NMB-FO+Glen 550	H/N	TBD	
CCU	214100 P24	+	CCU RED Dry Valve Cmd Ariane	DAMA-15S-NMB-FO+Glen 550	H/N	TBD	
CCU	214100 P26	+	CCU RED Test Mil Bus Adress	DAMA-15P-NMB-FO+Glen 550	H/N	TBD	

Item Identifier	Connector Designation		Connector Function	Connector Type	Supplier	Back Shell	New
SunshlT301	21T301 J01	+	Sunshld-T301-Pt1000	NDDM15SN-BN460-A	H/N	N\A	
SunshlT301	21T301 P01	+	Sunshld-T301-Pt1000	MRN-4194-15P (NDDM-Pin)	H/N	N\A	
SunshlT302	21T302 J01	+	Sunshld-T302-Pt1000	NDDM15SN-BN460-A	H/N	N\A	
SunshlT302	21T302 P01	+	Sunshld-T302-Pt1000	MRN-4194-15P (NDDM-Pin)	H/N	N\A	
SunshlT303	21T303 J01	+	Sunshld-T303-Pt1000	NDDM15SN-BN460-A	H/N	N\A	
SunshlT303	21T303 P01	+	Sunshld-T303-Pt1000	MRN-4194-15P (NDDM-Pin)	H/N	N\A	
SunshlT304	21T304 J01	+	Sunshld-T304-Pt1000	NDDM15SN-BN460-A	H/N	N\A	
SunshlT304	21T304 P01	+	Sunshld-T304-Pt1000	MRN-4194-15P (NDDM-Pin)	H/N	N\A	
SunshlT305	21T305 J01	+	Sunshld-T305-Pt1000	NDDM15SN-BN460-A	H/N	N\A	
SunshlT305	21T305 P01	+	Sunshld-T305-Pt1000	MRN-4194-15P (NDDM-Pin)	H/N	N\A	
SunshlT306	21T306 J01	+	Sunshld-T306-Pt1000	NDDM15SN-BN460-A	H/N	N\A	
SunshlT306	21T306 P01	+	Sunshld-T306-Pt1000	MRN-4194-15P (NDDM-Pin)	H/N	N\A	
SunshaT311	21T311 J01	+	Sunshade-T311-Pt1000	NDDM15SN-BN460-A	H/N	N\A	
SunshaT311	21T311 P01	+	Sunshade-T311-Pt1000	MRN-4194-15P (NDDM-Pin)	H/N	N\A	
SunshaT312	21T312 J01	+	Sunshade-T312-Pt1000	NDDM15SN-BN460-A	H/N	N\A	
SunshaT312	21T312 P01	+	Sunshade-T312-Pt1000	MRN-4194-15P (NDDM-Pin)	H/N	N\A	
SunshaT313	21T313 J01	+	Sunshade-T313-Pt1000	NDDM15SN-BN460-A	H/N	N\A	
SunshaT313	21T313 P01	+	Sunshade-T313-Pt1000	MRN-4194-15P (NDDM-Pin)	H/N	N\A	
SunshaT314	21T314 J01	+	Sunshade-T314-Pt1000	NDDM15SN-BN460-A	H/N	N\A	
SunshaT314	21T314 P01	+	Sunshade-T314-Pt1000	MRN-4194-15P (NDDM-Pin)	H/N	N\A	
SunshaT315	21T315 J01	+	Sunshade-T315-Pt1000	NDDM15SN-BN460-A	H/N	N\A	
SunshaT315	21T315 P01	+	Sunshade-T315-Pt1000	MRN-4194-15P (NDDM-Pin)	H/N	N\A	
SunshaT316	21T316 J01	+	Sunshade-T316-Pt1000	NDDM15SN-BN460-A	H/N	N\A	
SunshaT316	21T316 P01	+	Sunshade-T316-Pt1000	MRN-4194-15P (NDDM-Pin)	H/N	N\A	
SVMShT321	21T321 J01	+	SVMShld-T321-Pt1000	NDDM15SN-BN460-A	H/N	N\A	
SVMShT321	21T321 P01	+	SVMShld-T321-Pt1000	MRN-4194-15P (NDDM-Pin)	H/N	N\A	
SVMShT322	21T322 J01	+	SVMShld-T322-Pt1000	NDDM15SN-BN460-A	H/N	N\A	
SVMShT322	21T322 P01	+	SVMShld-T322-Pt1000	MRN-4194-15P (NDDM-Pin)	H/N	N\A	
SVMShT323	21T323 J01	+	SVMShld-T323-Pt1000	NDDM15SN-BN460-A	H/N	N\A	
SVMShT323	21T323 P01	+	SVMShld-T323-Pt1000	MRN-4194-15P (NDDM-Pin)	H/N	N\A	
SVMShT324	21T324 J01	+	SVMShld-T324-Pt1000	NDDM15SN-BN460-A	H/N	N\A	
SVMShT324	21T324 P01	+	SVMShld-T324-Pt1000	MRN-4194-15P (NDDM-Pin)	H/N	N\A	
ExVentT501	21T501 J01	+	ExtVentl-T501-Pt1000	NDDM15SN-BN460-A	H/N	N\A	
ExVentT501	21T501 P01	+	ExtVentl-T501-Pt1000	MRN-4194-15P (NDDM-Pin)	H/N	N\A	
ExVentT504	21T504 J01	+	ExtVentl-T504-Pt1000	NDDM15SN-BN460-A	H/N	N\A	
ExVentT504	21T504 P01	+	ExtVentl-T504-Pt1000	MRN-4194-15P (NDDM-Pin)	H/N	N\A	
ExVentT505	21T505 J01	+	ExtVentl-T505-Pt1000	NDDM15SN-BN460-A	H/N	N\A	
ExVentT505	21T505 P01	+	ExtVentl-T505-Pt1000	MRN-4194-15P (NDDM-Pin)	H/N	N\A	
ExVentT506	21T506 J01	+	ExtVentl-T506-Pt1000	NDDM15SN-BN460-A	H/N	N\A	
ExVentT506	21T506 P01	+	ExtVentl-T506-Pt1000	MRN-4194-15P (NDDM-Pin)	H/N	N\A	
CovTP651	21T651 J01	+	Cavity-T651-Pt1000	NDDM15SN-BN460-A	H/N	N\A	
CovTP651	21T651 P01	+	Cavity-T651-Pt1000	MRN-4194-15P (NDDM-Pin)	H/N	N\A	
CovTC652	21T652 J01	+	Cavity-T652-Pt1000	NDDM15SN-BN460-A	H/N	N\A	
CovTC652	21T652 P01	+	Cavity-T652-Pt1000	MRN-4194-15P (NDDM-Pin)	H/N	N\A	
CVVT901	21T901 J01	+	CVVouts-T901-Pt1000	NDDM15SN-BN460-A	H/N	N\A	
CVVT901	21T901 P01	+	CVVouts-T901-Pt1000	MRN-4194-15P (NDDM-Pin)	H/N	N\A	
CVVT902	21T902 J01	+	CVVouts-T902-Pt1000	NDDM15SN-BN460-A	H/N	N\A	
CVVT902	21T902 P01	+	CVVouts-T902-Pt1000	MRN-4194-15P (NDDM-Pin)	H/N	N\A	
CVVT903	21T903 J01	+	CVVouts-T903-Pt1000	NDDM15SN-BN460-A	H/N	N\A	
CVVT903	21T903 P01	+	CVVouts-T903-Pt1000	MRN-4194-15P (NDDM-Pin)	H/N	N\A	
CVVT904	21T904 J01	+	CVVouts-T904-Pt1000	NDDM15SN-BN460-A	H/N	N\A	
CVVT904	21T904 P01	+	CVVouts-T904-Pt1000	MRN-4194-15P (NDDM-Pin)	H/N	N\A	
CVVT905	21T905 J01	+	CVVouts-T905-Pt1000	NDDM15SN-BN460-A	H/N	N\A	
CVVT905	21T905 P01	+	CVVouts-T905-Pt1000	MRN-4194-15P (NDDM-Pin)	H/N	N\A	
CVVT906	21T906 J01	+	CVVouts-T906-Pt1000	NDDM15SN-BN460-A	H/N	N\A	
CVVT906	21T906 P01	+	CVVouts-T906-Pt1000	MRN-4194-15P (NDDM-Pin)	H/N	N\A	
CVVT907	21T907 J01	+	CVVouts-T907-Pt1000	NDDM15SN-BN460-A	H/N	N\A	
CVVT907	21T907 P01	+	CVVouts-T907-Pt1000	MRN-4194-15P (NDDM-Pin)	H/N	N\A	
CVVT908	21T908 J01	+	CVVouts-T908-Pt1000	NDDM15SN-BN460-A	H/N	N\A	
CVVT908	21T908 P01	+	CVVouts-T908-Pt1000	MRN-4194-15P (NDDM-Pin)	H/N	N\A	
CVVT909	21T909 J01	+	CVVouts-T909-Pt1000	NDDM15SN-BN460-A	H/N	N\A	

Item Identifier	Connector Designation		Connector Function	Connector Type	Supplier	Back Shell	New
CVVT909	21T909 P01	+	CVVouts-T909-Pt1000	MRN-4194-15P (NDDM-Pin)	H/N	N\A	
CVVT910	21T910 J01	+	CVVouts-T910-Pt1000	NDDM15SN-BN460-A	H/N	N\A	
CVVT910	21T910 P01	+	CVVouts-T910-Pt1000	MRN-4194-15P (NDDM-Pin)	H/N	N\A	
CVVT911	21T911 J01	+	CVVouts-T911-Pt1000	NDDM15SN-BN460-A	H/N	N\A	
CVVT911	21T911 P01	+	CVVouts-T911-Pt1000	MRN-4194-15P (NDDM-Pin)	H/N	N\A	
CVVT912	21T912 J01	+	CVVouts-T912-Pt1000	NDDM15SN-BN460-A	H/N	N\A	
CVVT912	21T912 P01	+	CVVouts-T912-Pt1000	MRN-4194-15P (NDDM-Pin)	H/N	N\A	
CVVT921	21T921 J01	+	CVVoutsBOLABB-T921-Pt1000	NDDM15SN-BN460-A	H/N	N\A	
CVVT921	21T921 P01	+	CVVoutsBOLABB-T921-Pt1000	MRN-4194-15P (NDDM-Pin)	H/N	N\A	
CVVT922	21T922 J01	+	CVVoutsBOLABB-T922-Pt1000	NDDM15SN-BN460-A	H/N	N\A	
CVVT922	21T922 P01	+	CVVoutsBOLABB-T922-Pt1000	MRN-4194-15P (NDDM-Pin)	H/N	N\A	
CVVT931	21T931 J01	+	CVVoutsLOUBB-T931-Pt1000	NDDM15SN-BN460-A	H/N	N\A	
CVVT931	21T931 P01	+	CVVoutsLOUBB-T931-Pt1000	MRN-4194-15P (NDDM-Pin)	H/N	N\A	
CVVT932	21T932 J01	+	CVVoutsLOURad-T932-Pt1000	NDDM15SN-BN460-A	H/N	N\A	
CVVT932	21T932 P01	+	CVVoutsLOURad-T932-Pt1000	MRN-4194-15P (NDDM-Pin)	H/N	N\A	
CVVT933	21T933 J01	+	CVVoutsLOURad-T933-Pt1000	NDDM15SN-BN460-A	H/N	N\A	
CVVT933	21T933 P01	+	CVVoutsLOURad-T933-Pt1000	MRN-4194-15P (NDDM-Pin)	H/N	N\A	
CVVT934	21T934 J01	+	CVVoutsLOUWaveGd-T934-Pt1000	NDDM15SN-BN460-A	H/N	N\A	
CVVT934	21T934 P01	+	CVVoutsLOUWaveGd-T934-Pt1000	MRN-4194-15P (NDDM-Pin)	H/N	N\A	
CVVT935	21T935 J01	+	CVVoutsLOUWaveGd-T935-Pt1000	NDDM15SN-BN460-A	H/N	N\A	
CVVT935	21T935 P01	+	CVVoutsLOUWaveGd-T935-Pt1000	MRN-4194-15P (NDDM-Pin)	H/N	N\A	
ExVentV501	21V501 J01	+	ExtVentline-elValve-V501	MWDM2L-15S-6C3-.630	Box	N\A	2.
ExVentV501	21V501 P01	+	ExtVentline-elValve-V501	MWDM2L-15P-6C3-.630	H/N	LBS15P_12F	2.
ExVentV503	21V503 J01	+	ExtVentline-elValve-V503	MWDM2L-15S-6C3-.630	Box	N\A	2.
ExVentV503	21V503 P01	+	ExtVentline-elValve-V503	MWDM2L-15P-6C3-.630	H/N	LBS15P_12F	2.
ExVentV504	21V504 J01	+	ExtVentline-elValve-V504	MWDM2L-15S-6C3-.630	Box	N\A	2.
ExVentV504	21V504 P01	+	ExtVentline-elValve-V504	MWDM2L-15P-6C3-.630	H/N	LBS15P_12F	2.
ExVentV505	21V505 J01	+	ExtVentline-elValve-V505	MWDM2L-15S-6C3-.630	Box	N\A	2.
ExVentV505	21V505 P01	+	ExtVentline-elValve-V505	MWDM2L-15P-6C3-.630	H/N	LBS15P_12F	2.
HHSVMCB1	311100 P01		HIFI SVM CB1 (HIFI Bundle 02)	MS27484T22F-35S (Pl+Shl)	H/N	380 FS 007 M 22 04	
HHSVMCB1	311100 P02		HIFI SVM CB1 (HIFI Bundle 05)	SCC340104401B06G2435S	H/N	380 FS 007 M 24 04	
HHSVMCB1	311100 P03		HIFI SVM CB1 (HIFI Bundle 01)	MS27484T22F-35S (Pl+Shl)	H/N	380 FS 007 M 22 04	
HHSVMCB1	311100 P04		HIFI SVM CB1 (HIFI Bundle 03)	MS27484T22F-35S (Pl+Shl)	H/N	380 FS 007 M 22 04	
HHSVMCB1	311100 P05		HIFI SVM CB1 (HIFI Bundle 04)	MS27484T22F-35S (Pl+Shl)	H/N	380 FS 007 M 22 04	
HSSVMCB1	312100 J1A		Spire Bundle 02/04 Link A	DEMA-09P-NMB-FO	H/N	N\A	
HSSVMCB1	312100 J1B		Spire Bundle 02/04 Link B	SCC340100201BDEMA09SNM	H/N	N\A	
HSSVMCB1	312100 P02		SPIRE SVM CB1 (SPIRE Bundle 05)	SCC340104401B06G2435S	H/N	380 FS 007 M24 05	
HSSVMCB1	312100 P03		SPIRE SVM CB1 (SPIRE Bundle 04)	SCC340104401B06G2435S	H/N	380 FS 007 M24 05	
HSSVMCB1	312100 P04		SPIRE SVM CB1 (SPIRE Bundle 03)	SCC340104401B06G2435S	H/N	380 FS 007 M24 05	
HSSVMCB1	312100 P1A		Spire Bundle 02/04 Link A	SCC340100201BDEMA09SNM	H/N	507 T 196 M 9	
HSSVMCB1	312100 P1B		Spire Bundle 02/04 Link B	DEMA-09P-NMB-FO	H/N	507 T 196 M 9	
HSSVMCB2	312200 P01		SPIRE SVM CB2 (SPIRE Bundle 08)	SCC340104401B06G2435S	H/N	380 FS 007 M24 05	
HSSVMCB2	312200 P02		SPIRE SVM CB2 (SPIRE Bundle 09)	SCC340104401B06G2435S	H/N	380 FS 007 M24 05	
HSSVMCB2	312200 P03		SPIRE SVM CB2 (SPIRE Bundle 06)	SCC340104401B06G2435S	H/N	380 FS 007 M24 05	
HSSVMCB2	312200 P04		SPIRE SVM CB2 (SPIRE Bundle 07)	SCC340104401B06G2435S	H/N	380 FS 007 M24 05	
HSSVMCB2	312200 P05		SPIRE SVM CB2 (SPIRE Bundle 02)	SCC340104401B06G2435S	H/N	380 FS 007 M24 05	
HSSVMCB2	312200 P06		SPIRE SVM CB2 (SPIRE Bundle 01)	SCC340104401B06G2435S	H/N	380 FS 007 M24 05	
HSSVMCB3	312300 J01	+	Launch Latch I/F A	MS27497T10F35PA (Junc)	H/N	N\A	
HSSVMCB3	312300 J02	+	Launch Latch I/F B	MS27497T10F35PA (Junc)	H/N	N\A	
HSSVMCB3	312300 P01	+	Launch Latch I/F A	MS27484T10F35S (Plug)	H/N	TBD	
HSSVMCB3	312300 P02	+	Launch Latch I/F B	MS27484T10F35S (Plug)	H/N	TBD	
HSSVMCB3	312300 P03		SPIRE SVM CB3 (SPIRE Bundle 13)	SCC340104401B06G2435S	H/N	380 FS 007 M24 05	
HSSVMCB3	312300 P04		SPIRE SVM CB3 (SPIRE Bundle 11)	SCC340104401B06G2435S	H/N	380 FS 007 M24 05	
HSSVMCB3	312300 P05		SPIRE SVM CB3 (SPIRE Bundle 12)	SCC340104401B06G2435S	H/N	380 FS 007 M24 04	
HSSVMCB3	312300 P06		SPIRE SVM CB3 (SPIRE Bundle 10)	SCC340104401B06G2435S	H/N	380 FS 007 M24 04	
TSCSVMCB	314000 P01		Telescope CB Heaters Pwr Main	MS27484T14F18PN	H/N	TBD	
TSCSVMCB	314100 P01		Telesc SVM CB Sensors to SVM	SCC340100201BDBMA9PNMB	H/N	TBD	3.
TSCSVMCB	314100 P02		Telesc SVM CB Sensors to SVM	SCC340100201BDBMA9PNMB	H/N	TBD	3.

Item Identifier	Connector Designation	Connector Function	Connector Type	Supplier	Back Shell	New
TSCSVMCB	314100 P03	Telesc SVM CB Sensors to SVM	SCC340100201BDBMA9SNMB	H/N	TBD	3.
TSCSVMCB	314100 P04	Telesc SVM CB Sensors to SVM	MS27497T14F35SB	H/N	TBD	
CCSVMCB	314200 P01	Telesc SVM CB Sensors to SVM	MS27484T14F35SA	H/N	TBD	
CCSVMCB	314200 P02	Telesc SVM CB Sensors to SVM	MS27497T14F35SB	H/N	TBD	
CCSVMCB	314200 P03	Telesc SVM CB Sensors to SVM	SCC3401-04401B06G-14-18PA	H/N	TBD	3.
CCSVMCB	314200 P04	Telesc SVM CB Sensors to SVM	SCC3401-04401B06G-14-18PB	H/N	TBD	3.
CCSVMCB	314200 P05	Telesc SVM CB Sensors to SVM	SCC3401-04401B06G-10-35SA	H/N	TBD	3.
CCSVMCB	314200 P06	Telesc SVM CB Sensors to SVM	MS27497T14F35SB	H/N	TBD	
TSCSVMCB	314300 J01	Telescope Heater from PCDU A	MS27497T14F35SA	H/N	TBD	
TSCSVMCB	314300 J02	Telescope Heater from PCDU B	MS27497T14F35SB	H/N	TBD	
CCU EV CB	316100 P01	CCU A ext. Ventline Valves	MS27484T12F35SA	H/N	TBD	
CCU EV CB	316100 P02	CCU B ext. Ventline Valves	MS27484T12F35SB	H/N	TBD	
EGSE CB	321100 P03	SVM CCH CB1 ExtVentlHtr 502/503 to EGSE	MS27484T12F35SN	H/N	TBD	
EGSE CB	321100 P05	SVM CCH ICE 13 to EGSE/Umbil	MS27484T22F35SN	H/N	TBD	
EGSE CB	321100 P06	SVM CCH CB1 104,106,702,L101 to EGSE	MS27484T22F35SN	H/N	TBD	
EGSE CB	321100 P07	SVM CB CVV CCU B Pwr Vent	MS27484T12F35SA	H/N	TBD	
EGSE CB	321100 P08	SVM CCH CB1 P501 T502 to EGSE	MS27484T12F35SB	H/N	TBD	
CCU A CB	321200 P01	SVM CB CCH V01 from CVVUCR	MS27484T22F-35S (Pl+Shl)	H/N	TBD	
CCU A CB	321200 P02	SVM CB CCH V21 from CVVLCR	MS27484T22F-35S (Pl+Shl)	H/N	TBD	
CCU A CB	321200 P03	SVM CB CCH V24 from CVVLCR	MS27484T22F-35S (Pl+Shl)	H/N	TBD	
CCU A CB	321200 P04	SVM CB CCH V24 from CVVLCR	MS27484T22F-35S (Pl+Shl)	H/N	TBD	
CCU A CB	321200 P05	SVM CB CCH V24 from CVVLCR	MS27484T22F-35S (Pl+Shl)	H/N	TBD	
CCU B CB	321300 P01	SVM CB CCH V02 from CVVUCR	MS27484T22F-35S (Pl+Shl)	H/N	TBD	
CCU B CB	321300 P02	SVM CB CCH V22 from CVVUCR	MS27484T22F-35S (Pl+Shl)	H/N	TBD	
CCU B CB	321300 P03	SVM CB CCH V23 from CVVUCR	MS27484T22F-35S (Pl+Shl)	H/N	TBD	
CCU B CB	321300 P04	SVM CB CCH V22 from CVVUCR	MS27484T22F-35S (Pl+Shl)	H/N	TBD	
CCU B CB	321300 P05	SVM CB CCH V22 from CVVUCR	MS27484T22F-35S (Pl+Shl)	H/N	TBD	
EXRO UNIT	431100 JxS2	Dummy Connector	>> Dummy Connector	N\A	N\A	
EXRO UNIT	431100 PxS2	Dummy Connector	>> Dummy Connector	N\A	N\A	

Item Identifier	Connector Designation		Connector Function	Connector Type	Supplier	Back Shell	New
EMC-Category: 2T/Sig H Test Equipment							
SVM EGSE	315100 P01		SVM CB CCH V03 from CVVUCR	MS27484T22F-35S (Pl+Shl)	H/N	TBD	
SVM EGSE	315100 P02		SVM CB CCH V04 from CVVUCR	MS27484T22F-35S (Pl+Shl)	H/N	TBD	
SVM EGSE	315100 P03		SVM CB CCH V21 from CVVLCR	MS27484T22F-35S (Pl+Shl)	H/N	TBD	
SVM EGSE	315100 P04		SVM CB CCH Acc from HTT, HOT	MS27484T22F-35S (Pl+Shl)	H/N	TBD	
SVM EGSE	315100 P05		SVM CB from Telesc to CCU A	MS27484T22F-35S (Pl+Shl)	H/N	TBD	
SVM EGSE	315100 P06		SVM CB from Telesc to CCU B	MS27484T22F-35S (Pl+Shl)	H/N	TBD	
SVM EGSE	315100 P07		SVM CB CCH V41 from CVVLCR	MS27484T22F-35S (Pl+Shl)	H/N	TBD	
SVM EGSE	315100 P08		SVM CB CCH V42 from CVVLCR	MS27484T22F-35S (Pl+Shl)	H/N	TBD	
PFMCRSC	422210 J01	+	Tank, Ventl & Chain Therm,PTX	MS27497T22-35S (Jun.Sh)	Itm	N\A	
PFMCRSC	422210 J02	+	OB/USF/SPIRE2nd Shd Therm	MS27497T22-35S (Jun.Sh)	Itm	N\A	
PFMCRSC	422210 J03	+	Tank,Ventl/ Ch Htr/Exci/LLsen/StS/Ter	MS27497T22-35S (Jun.Sh)	Itm	N\A	
PFMCRSC	422210 J04	+	Tank Htr/Excit/StSw/Therm	MS27497T22-35S (Jun.Sh)	Itm	N\A	
PFMCRSC	422210 J05	+	Spare thermistors	MS27497T22-35S (Jun.Sh)	Itm	N\A	
PFMCRSC	422210 J06	+	Heater	MS27497T22-35S (Jun.Sh)	Itm	N\A	
PFMCRSC	422210 J07	+	OB/SPIRE/Shd/CH/USFTherm	MS27497T22-35S (Jun.Sh)	Itm	N\A	
PFMCRSC	422210 J08	+	OB/SPIRE/Shd Therm	MS27497T22-35S (Jun.Sh)	Itm	N\A	
PFMCRSC	422210 J09	+	SunSh/SVM Shd/Ventl/Cavity/CVV Therm	MS27497T22-35S (Jun.Sh)	Itm	N\A	
PFMCRSC	422210 J10	+	SunSh/SVM Shd/Ventl/Cavity/CVVTel Therm	MS27497T22-35S (Jun.Sh)	Itm	N\A	
PFMCRSC	422210 J11	+	Tank/Ventl Htr/Excit/StSw/Llsen/Term	MS27497T22-35S (Jun.Sh)	Itm	N\A	
PFMCRSC	422210 J12	+	Not Known	MS27497T12F98SB	Itm	N\A	
PFMCRSC	422210 J13	+	LV excit /StSw Spare	MS27497T12F98SA	Itm	N\A	
PFMCRSC	422210 J14	+	SunShd/Telescope/CVVTerm	MS27497T22-35S (Jun.Sh)	Itm	N\A	
PFMCRSC	422210 J15	+	Not known	MS27497T22-35S (Jun.Sh)	Itm	N\A	
PFMCRSC	422210 J16	+	Not known	MS27497T22-35S (Jun.Sh)	Itm	N\A	
PFMCRSC	422210 J17	+	Not known	MS27497T22-35S (Jun.Sh)	Itm	N\A	
PFMCRSC	422210 J18	+	CVSE VoltM/PTX/SVM Shd,Ventl, Ge,Ca Ther	MS27497T22-35S (Jun.Sh)	Itm	N\A	
PFMCRSC	422210 J19	+	Not known	MS27497T14F35SA	Itm	N\A	
PFMCRSC	422210 J20	+	Valve excit,Status/ CCU arm, switch	MS27497T14F35SA	Itm	N\A	
PFMCRSC	422210 J21	+	Not known	MS27497T14F35SA	Itm	N\A	
PFMCRSC	422210 J22	+	Not known	MS27497T14F35SB	Itm	N\A	
PFMCRSC	422210 P01	+	Tank, Ventl & Chain Therm,PTX	MS27484T22F-35P (Pl+Shl)	Itm	TBD	
PFMCRSC	422210 P02	+	OB/USF/SPIRE2nd Shd Therm	MS27484T22F-35P (Pl+Shl)	Itm	TBD	
PFMCRSC	422210 P03	+	Tank,Ventl/ Ch Htr/Exci/LLsen/StS/Ter	MS27484T22F-35P (Pl+Shl)	Itm	TBD	
PFMCRSC	422210 P04	+	Tank Htr/Excit/StSw/Therm	MS27484T22F-35P (Pl+Shl)	Itm	TBD	
PFMCRSC	422210 P05	+	Spare thermistors	MS27484T22F-35P (Pl+Shl)	Itm	TBD	
PFMCRSC	422210 P06	+	Heater	MS27484T22F-35P (Pl+Shl)	Itm	TBD	
PFMCRSC	422210 P07	+	OB/SPIRE/Shd/CH/USFTherm	MS27484T22F-35P (Pl+Shl)	Itm	TBD	
PFMCRSC	422210 P08	+	OB/SPIRE/Shd Therm	MS27484T22F-35P (Pl+Shl)	Itm	TBD	
PFMCRSC	422210 P09	+	SunSh/SVM Shd/Ventl/Cavity/CVV Therm	MS27484T22F-35P (Pl+Shl)	Itm	TBD	
PFMCRSC	422210 P10	+	SunSh/SVM Shd/Ventl/Cavity/CVVTel Therm	MS27484T22F-35P (Pl+Shl)	Itm	TBD	
PFMCRSC	422210 P11	+	Tank/Ventl Htr/Excit/StSw/Llsen/Term	MS27484T22F-35P (Pl+Shl)	Itm	TBD	
PFMCRSC	422210 P12	+	Not Known	MS27484T12F-98PB (Pl+Shl)	Itm	TBD	
PFMCRSC	422210 P13	+	LV excit /StSw Spare	MS27484T12F-98PA (Pl+Shl)	Itm	TBD	
PFMCRSC	422210 P14	+	SunShd/Telescope/CVVTerm	MS27484T22F-35P (Pl+Shl)	Itm	TBD	
PFMCRSC	422210 P15	+	Not known	MS27484T22F-35P (Pl+Shl)	Itm	TBD	
PFMCRSC	422210 P16	+	Not known	MS27484T22F-35P (Pl+Shl)	Itm	TBD	
PFMCRSC	422210 P17	+	Not known	MS27484T22F-35P (Pl+Shl)	Itm	TBD	
PFMCRSC	422210 P18	+	CVSE VoltM/PTX/SVM Shd,Ventl, Ge,Ca Ther	MS27484T22F-35P (Pl+Shl)	Itm	TBD	
PFMCRSC	422210 P19	+	Not known	MS27484T14F35PA	Itm	TBD	
PFMCRSC	422210 P20	+	Valve excit,Status/ CCU arm, switch	MS27484T14F35PA	Itm	TBD	
PFMCRSC	422210 P21	+	Not known	MS27484T14F35PA	Itm	TBD	
PFMCRSC	422210 P22	+	Not known	MS27484T14F35PB	Itm	TBD	
ACCRO UNI	422230 J01	+	Facility Accelerometer Readout Unit	tbd		N\A	
ACCRO UNI	422230 P01	+	Facility Accelerometer Readout Unit	tbd		TBD	
EPCVSE	423000 J01	+	Level Probe Readout 701,702	DDMA-50S-NMB-FO	Box	N\A	
EPCVSE	423000 P01	+	Level Probe Readout 701,702	SCC340100201BDDMA50PNM	Box	TBD	

Item Identifier	Connector Designation	Connector Function	Connector Type	Supplier	Back Shell	New
EXRO UNIT	431100 J01	External RO Unit Dummy Connector	MS27484T14F35SA	N\A	N\A	3.
EXRO UNIT	431100 J02	External RO Unit Dummy Connector	MS27484T14F35SA	N\A	N\A	3.
EXRO UNIT	431100 JxT2	Dummy Connector	>> Dummy Connector	N\A	N\A	
EXRO UNIT	431100 P01	External RO Unit Dummy Connector	MS27484T14F35PA	N\A	N\A	3.
EXRO UNIT	431100 P02	External RO Unit Dummy Connector	MS27484T14F35PA	N\A	N\A	3.
EXRO UNIT	431100 PxT2	Dummy Connector	>> Dummy Connector	N\A	N\A	

Item Identifier	Connector Designation	Connector Function	Connector Type	Supplier	Back Shell	New
EMC-Category: 2U/Sig H fr W.Units to S/C						
EXRO UNIT	431100 JxU2	Dummy Connector	>> Dummy Connector	N\A	N\A	
EXRO UNIT	431100 PxU2	Dummy Connector	>> Dummy Connector	N\A	N\A	

Item Identifier	Connector Designation	Connector Function	Connector Type	Supplier	Back Shell	New
EMC-Category: 2W/Sig H among W.Units on SVM						
EXRO UNIT	431100 JxW2	Dummy Connector	>> Dummy Connector	N\A	N\A	
EXRO UNIT	431100 PxW2	Dummy Connector	>> Dummy Connector	N\A	N\A	

Item Identifier	Connector Designation	Connector Function	Connector Type	Supplier	Back Shell	New
EMC-Category: 3-/Low Level Analogue Signal						
EXRO UNIT	431100 Jxx3	Dummy Connector	>> Dummy Connector	N\A	N\A	
EXRO UNIT	431100 Pxx3	Dummy Connector	>> Dummy Connector	N\A	N\A	

Item Identifier	Connector Designation	Connector Function	Connector Type	Supplier	Back Shell	New
EMC-Category: 3C/LL Sig H in Cryostat						
HPFPU	131100 J01	FPU to MEC N Filter Wh1 NO (77-81)	MDM31S	Box	N\A	3.
HPFPU	131100 J02	FPU to MEC R Filter Wh1 RE (82-86)	MDM31S	Box	N\A	3.
HPFPU	131100 J03	FPU to MEC N Filter Wh2 NO (87-91)	MDM31S	Box	N\A	3.
HPFPU	131100 J04	FPU to MEC R Filter Wh2 RE (92-96)	MDM31S	Box	N\A	3.
HPFPU	131100 J05	FPU to MEC N Cal Src 1/2 NO (117-119)	MDM15S	Box	N\A	3.
HPFPU	131100 J06	FPU to MEC R Cal Src 1/2 RE (120-122)	MDM15S	Box	N\A	3.
HPFPU	131100 J07	FPU to MEC Chopper Pr (113-116a)	MDM31S	Box	N\A	3.
HPFPU	131100 J08	FPU to MEC N TeSens T1/T2 N (123)	MDM09S	Box	N\A	3.
HPFPU	131100 J09	FPU to MEC R TeSens T3/T4 R (124)	MDM09S	Box	N\A	
HPFPU	131100 J10	FPU to DECLWL GeGaDCSupG1 (2,3)	MDM31S	Box	N\A	3.
HPFPU	131100 J11	FPU to DECLWL LogSigGeSupG1 (1)	MDM15S	Box	N\A	3.
HPFPU	131100 J12	FPU to DECLWL GeGaOutSigG1 (13a,17-23)	MDM25S	Box	N\A	3.
HPFPU	131100 J13	FPU to DECLWL GeGaOutClkSyG1 (13b,24-31)	MDM25S	Box	N\A	3.
HPFPU	131100 J14	FPU to DECLWL GeGaTempSenG1/2 (75)	MDM15S	Box	N\A	3.
HPFPU	131100 J15	FPU to DECLWL GeGaOutClkSyG2 (14b,39-45)	MDM25S	Box	N\A	3.
HPFPU	131100 J16	FPU to DECLWL GeGaOutSigG2 (14a,32-38)	MDM25S	Box	N\A	3.
HPFPU	131100 J17	FPU to DECLWL LogSigGedetSupG2 (4)	MDM15S	Box	N\A	3.
HPFPU	131100 J18	FPU to DECLWL GeGaDcSupG2 (5,6)	MDM31S	Box	N\A	3.
HPFPU	131100 J20	FPU to DECSWL GeGaDcSupG3 (8,9)	MDM31S	Box	N\A	3.
HPFPU	131100 J21	FPU to DECSWL LogSigGedetSup G3 (7)	MDM15S	Box	N\A	3.
HPFPU	131100 J22	FPU to DECSWL GeGaDcSup G3 (15a,46-52)	MDM25S	Box	N\A	3.
HPFPU	131100 J23	FPU to DECSWL GeGaOutClkSyG3 (15b,53-60)	MDM25S	Box	N\A	3.
HPFPU	131100 J24	FPU to DECSWL GeGaTemSensG3/4 (76)	MDM15S	Box	N\A	3.
HPFPU	131100 J25	FPU to DECSWL OutClkSyG4 (16b,68-74)	MDM25S	Box	N\A	3.
HPFPU	131100 J26	FPU to DECSWL GeGaOutG4 (16a,61-67)	MDM25S	Box	N\A	3.
HPFPU	131100 J27	FPU to DECSWL LogSigGedetSupG4 (10)	MDM15S	Box	N\A	3.
HPFPU	131100 J28	FPU to DECSWL GeGaDcSupG4 (11,12)	MDM31S	Box	N\A	3.
HPFPU	131100 J40	FPU to MEC N Grat Drv N (97-99)	MDM21S	Box	N\A	3.
HPFPU	131100 J41	FPU to MEC N Grat Sens N (100-104)	MDM21S	Box	N\A	3.
HPFPU	131100 J42	FPU to MEC R Grat Drv R (105-107)	MDM21S	Box	N\A	3.
HPFPU	131100 J43	FPU to MEC R Grat Sens R (108-112)	MDM21S	Box	N\A	3.
HPFPU	131100 J50	FPU to BOLC Diff Out FPU1 CL01 (601b,c)	MDM37P	Box	N\A	3.
HPFPU	131100 J51	FPU to BOLC Diff Out FPU1 CL01 (602b,c)	MDM37P	Box	N\A	3.
HPFPU	131100 J52	FPU to BOLC Det Bias FPU1 CL01 (603-605)	MDM37S	Box	N\A	2.
HPFPU	131100 J53	FPU to BOLC Diff Out FPU1 CL02 (606b,c)	MDM37P	Box	N\A	3.
HPFPU	131100 J54	FPU to BOLC Diff Out FPU1 CL02 (607b,c)	MDM37P	Box	N\A	3.
HPFPU	131100 J55	FPU to BOLC Det Bias FPU1 CL02 (608-610)	MDM37S	Box	N\A	3.
HPFPU	131100 J56	FPU to BOLC Diff Out FPU1 CL03 (611b,c)	MDM37P	Box	N\A	3.
HPFPU	131100 J57	FPU to BOLC Diff Out FPU1 CL03 (612b,c)	MDM37P	Box	N\A	3.
HPFPU	131100 J58	FPU to BOLC Det Bias FPU1 CL03 (613-615)	MDM37S	Box	N\A	3.
HPFPU	131100 J59	FPU to BOLC Diff Out FPU1 CL04 (616b,c)	MDM37P	Box	N\A	3.
HPFPU	131100 J60	FPU to BOLC Diff Out FPU1 CL04 (617b,c)	MDM37P	Box	N\A	3.
HPFPU	131100 J61	FPU to BOLC Det Bias FPU1 CL04 (618-620)	MDM37S	Box	N\A	3.
HPFPU	131100 J62	FPU to BOLC Diff Out FPU2 CL01 (621b,c)	MDM37P	Box	N\A	3.
HPFPU	131100 J63	FPU to BOLC Diff Out FPU2 CL01 (622-624)	MDM37S	Box	N\A	3.
HPFPU	131100 J64	FPU to BOLC Det Bias FPU2 CL01 (625b,c)	MDM37P	Box	N\A	3.
HPFPU	131100 J65	FPU to BOLC Diff Out FPU2 CL02 (626-628)	MDM37S	Box	N\A	3.
HPFPU	131100 J66	FPU to BOLC Heater/TempSens N (541-544)	MDM37S	Box	N\A	3.
HPFPU	131100 J67	FPU to BOLC Heater/TempSens R (545-548)	MDM37S	Box	N\A	3.
HPFPU	131100 J68	FPU to BOLC Co/TSens N (529-534/541-544)	MDM37S	Box	N\A	3.
HPFPU	131100 J69	FPU to BOLC Co/Tsens R (535-540/545-548)	MDM37S	Box	N\A	3.
HPFPU	131100 P01	FPU to MEC N Filter Wh1 NO (77-81)	MWDM2L-31P-6C3-.630	H/N	BS-SS-17E-01	3.
HPFPU	131100 P02	FPU to MEC R Filter Wh1 RE (82-86)	MWDM2L-31P-6C3-.630	H/N	BS-SS-17E-01	3.
HPFPU	131100 P03	FPU to MEC N Filter Wh2 NO (87-91)	MWDM2L-31P-6C3-.630	H/N	BS-SS-17E-01	3.
HPFPU	131100 P04	FPU to MEC R Filter Wh2 RE (92-96)	MWDM2L-31P-6C3-.630	H/N	BS-SS-17E-01	3.
HPFPU	131100 P05	FPU to MEC N Cal Src 1/2 NO (117-119)	MWDM2L-15P-6C3-.630	H/N	BS-SS-17B-01	3.
HPFPU	131100 P06	FPU to MEC R Cal Src 1/2 RE (120-122)	MWDM2L-15P-6C3-.630	H/N	BS-SS-17B-01	3.
HPFPU	131100 P07	FPU to MEC Chopper Pr (113-116a)	MWDM2L-31P-6C3-.630	H/N	BS-LS-17E-01	3.
HPFPU	131100 P08	FPU to MEC N TeSens T1/T2 N (123)	MWDM2L-09P-6C3-.630	H/N	BS-SS-17A-01	3.

Item Identifier	Connector Designation	Connector Function	Connector Type	Supplier	Back Shell	New
HPFPU	131100 P09	FPU to MEC R TeSens T3/T4 R (124)	MWDM2L-09P-6C3-.630	H/N	507 T 196 M 9	
HPFPU	131100 P10	FPU to DECLWL GeGaDCSupG1 (2,3)	MWDM2L-31P-6C3-.630	H/N	BS-SS-17E-01	3.
HPFPU	131100 P11	FPU to DECLWL LogSigGeSupG1 (1)	MWDM2L-15P-6C3-.630	H/N	BS-LS-17B-01	3.
HPFPU	131100 P12	FPU to DECLWL GeGaOutSigG1 (13a,17-23)	MWDM2L-25P-6C3-.630	H/N	BS-SS-17C-01	3.
HPFPU	131100 P13	FPU to DECLWL GeGaOutClkSyG1 (13b,24-31)	MWDM2L-25P-6C3-.630	H/N	BS-SS-17C-01	3.
HPFPU	131100 P14	FPU to DECLWL GeGaTempSenG1/2 (75)	MWDM2L-15P-6C3-.630	H/N	BS-LS-17B-01	3.
HPFPU	131100 P15	FPU to DECLWL GeGaOutClkSyG2 (14b,39-45)	MWDM2L-25P-6C3-.630	H/N	BS-SS-17C-01	3.
HPFPU	131100 P16	FPU to DECLWL GeGaOutSigG2 (14a,32-38)	MWDM2L-25P-6C3-.630	H/N	BS-SS-17C-01	3.
HPFPU	131100 P17	FPU to DECLWL LogSigGedetSupG2 (4)	MWDM2L-15P-6C3-.630	H/N	BS-LS-17B-01	3.
HPFPU	131100 P18	FPU to DECLWL GeGaDcSupG2 (5,6)	MWDM2L-31P-6C3-.630	H/N	BS-SS-17E-01	3.
HPFPU	131100 P20	FPU to DECSWL GeGaDcSupG3 (8,9)	MWDM2L-31P-6C3-.630	H/N	BS-LS-17E-01	3.
HPFPU	131100 P21	FPU to DECSWL LogSigGedetSup G3 (7)	MWDM2L-15P-6C3-.630	H/N	BS-SS-17B-01	3.
HPFPU	131100 P22	FPU to DECSWL GeGaDcSup G3 (15a,46-52)	MWDM2L-25P-6C3-.630	H/N	BS-SS-17C-01	3.
HPFPU	131100 P23	FPU to DECSWL GeGaOutClkSyG3 (15b,53-60)	MWDM2L-25P-6C3-.630	H/N	BS-SS-17C-01	3.
HPFPU	131100 P24	FPU to DECSWL GeGaTemSensG3/4 (76)	MWDM2L-15P-6C3-.630	H/N	BS-SS-17B-01	3.
HPFPU	131100 P25	FPU to DECSWL OutClkSyG4 (16b,68-74)	MWDM2L-25P-6C3-.630	H/N	BS-SS-17C-01	3.
HPFPU	131100 P26	FPU to DECSWL GeGaOutG4 (16a,61-67)	MWDM2L-25P-6C3-.630	H/N	BS-SS-17C-01	3.
HPFPU	131100 P27	FPU to DECSWL LogSigGedetSupG4 (10)	MWDM2L-15P-6C3-.630	H/N	BS-SS-17B-01	3.
HPFPU	131100 P28	FPU to DECSWL GeGaDcSupG4 (11,12)	MWDM2L-31P-6C3-.630	H/N	BS-LS-17E-01	3.
HPFPU	131100 P40	FPU to MEC N Grat Drv N (97-99)	MWDM2L-21P-6C3-.630	H/N	BS-SS-17C-01	3.
HPFPU	131100 P41	FPU to MEC N Grat Sens N (100-104)	MWDM2L-21P-6C3-.630	H/N	BS-SS-17C-01	3.
HPFPU	131100 P42	FPU to MEC R Grat Drv R (105-107)	MWDM2L-21P-6C3-.630	H/N	BS-SS-17D-01	3.
HPFPU	131100 P43	FPU to MEC R Grat Sens R (108-112)	MWDM2L-21P-6C3-.630	H/N	BS-SS-17D-01	3.
HPFPU	131100 P50	FPU to BOLC Diff Out FPU1 CL01 (601b,c)	MWDM2L-37S-6C3-.630	H/N	BS-SS-17F-01	3.
HPFPU	131100 P51	FPU to BOLC Diff Out FPU1 CL01 (602b,c)	MWDM2L-37S-6C3-.630	H/N	BS-SS-17F-01	3.
HPFPU	131100 P52	FPU to BOLC Det Bias FPU1 CL01 (603-605)	MWDM2L-37P-6C3-.630	H/N	LBS37P_*15F	2.
HPFPU	131100 P53	FPU to BOLC Diff Out FPU1 CL02 (606b,c)	MWDM2L-37S-6C3-.630	H/N	BS-SS-17F-01	3.
HPFPU	131100 P54	FPU to BOLC Diff Out FPU1 CL02 (607b,c)	MWDM2L-37S-6C3-.630	H/N	BS-SS-17F-01	3.
HPFPU	131100 P55	FPU to BOLC Det Bias FPU1 CL02 (608-610)	MWDM2L-37P-6C3-.630	H/N	BS-SS-17F-01	3.
HPFPU	131100 P56	FPU to BOLC Diff Out FPU1 CL03 (611b,c)	MWDM2L-37S-6C3-.630	H/N	BS-LS-17F-01	3.
HPFPU	131100 P57	FPU to BOLC Diff Out FPU1 CL03 (612b,c)	MWDM2L-37S-6C3-.630	H/N	BS-LS-17F-01	3.
HPFPU	131100 P58	FPU to BOLC Det Bias FPU1 CL03 (613-615)	MWDM2L-37P-6C3-.630	H/N	BS-LS-17F-01	3.
HPFPU	131100 P59	FPU to BOLC Diff Out FPU1 CL04 (616b,c)	MWDM2L-37S-6C3-.630	H/N	BS-LS-17F-01	3.
HPFPU	131100 P60	FPU to BOLC Diff Out FPU1 CL04 (617b,c)	MWDM2L-37S-6C3-.630	H/N	BS-LS-17F-01	3.
HPFPU	131100 P61	FPU to BOLC Det Bias FPU1 CL04 (618-620)	MWDM2L-37P-6C3-.630	H/N	BS-LS-17F-01	3.
HPFPU	131100 P62	FPU to BOLC Diff Out FPU2 CL01 (621b,c)	MWDM2L-37S-6C3-.630	H/N	BS-SS-17F-01	3.
HPFPU	131100 P63	FPU to BOLC Diff Out FPU2 CL01 (622-624)	MWDM2L-37P-6C3-.630	H/N	BS-SS-17F-01	3.
HPFPU	131100 P64	FPU to BOLC Det Bias FPU2 CL01 (625b,c)	MWDM2L-37S-6C3-.630	H/N	BS-LS-17F-01	3.
HPFPU	131100 P65	FPU to BOLC Diff Out FPU2 CL02 (626-628)	MWDM2L-37P-6C3-.630	H/N	BS-LS-17F-01	3.
HPFPU	131100 P66	FPU to BOLC Heater/TempSens N (541-544)	MWDM2L-37P-6C3-.630	H/N	BS-SS-17F-01	3.
HPFPU	131100 P67	FPU to BOLC Heater/TempSens R (545-548)	MWDM2L-37P-6C3-.630	H/N	BS-SS-17F-01	3.
HPFPU	131100 P68	FPU to BOLC Co/TSens N (529-534/541-544)	MWDM2L-37P-6C3-.630	H/N	BS-LS-17F-01	3.
HPFPU	131100 P69	FPU to BOLC Co/Tsens R (535-540/545-548)	MWDM2L-37P-6C3-.630	H/N	BS-LS-17F-01	3.
CVVUCR	211121 J01	UFThr 006.8° (PACS XP-04 25,26,27,28)	197-011P22-35P (Junct.)	H/N	100/172_173_01_0A	2.
CVVUCR	211121 J02	UFThr 013.0° (PACS XP-03 20,21,22,23,24)	197-011P24-35P (Junct.)	H/N	128/175_176_01_0A	2.
CVVUCR	211121 J04	UFThr 035.7° (PACS XP-15 05,08,40,41)	197-011P22-35P (Junct.)	H/N	100/172_173_01_0A	2.
CVVUCR	211121 J05	UFThr 041.9° (PACS XP-05 50,51,52)	197-011P24-35P (Junct.)	H/N	128/175_176_01_0A	2.
CVVUCR	211121 J06	UFThr 077.0° (PACS XP-06 53,54,55)	197-011P24-35P (Junct.)	H/N	128/175_176_01_0A	2.
CVVUCR	211121 J07	UFThr 054.3° (PACS XP-13 01,03,07,09)	197-011P24-35P (Junct.)	H/N	HERSKT 58-0050	
CVVUCR	211121 J09	UFThr 077.0° (PACS XP-01 10,11,12,13,14)	197-011P24-35P (Junct.)	H/N	128/175_176_01_0A	2.
CVVUCR	211121 J10	UFThr 083.2° (PACS XP-07 56,57,58)	197-011P24-35P (Junct.)	H/N	128/175_176_01_0A	2.
CVVUCR	211121 J11	UFThr 096.8° (PACS XP-08 59,60,61)	197-011P24-35P (Junct.)	H/N	128/175_176_01_0A	2.
CVVUCR	211121 J12	UFThr 103.0° (PACS XP-09 62,63)	197-011P22-35P (Junct.)	H/N	100/172_173_01_0A	3.
CVVUCR	211121 J13	UFThr 109.2° (PACS XP-10 64,65)	197-011P22-35P (Junct.)	H/N	100/172_173_01_0A	3.
EXRO UNIT	431100 JxC3	Dummy Connector	>> Dummy Connector	N\A	N\A	
EXRO UNIT	431100 PxC3	Dummy Connector	>> Dummy Connector	N\A	N\A	

Item Identifier	Connector Designation	Connector Function	Connector Type	Supplier	Back Shell	New
EMC-Category: 3F/LL Sig H internal to FPU						
EXRO UNIT	431100 JxF3	Dummy Connector	>> Dummy Connector	N\A	N\A	
EXRO UNIT	431100 PxF3	Dummy Connector	>> Dummy Connector	N\A	N\A	

Item Identifier	Connector Designation		Connector Function	Connector Type	Supplier	Back Shell	New
EMC-Category: 3I/LL Sig H fr CVVFT to SVMCB							
HHLOU	111200 J01	+	HIFI LOU LCU LO chain 1A	DDMA-50S-NMB-FO	Box	N\A	
HHLOU	111200 J02	+	HIFI LOU LCU LO chain 1B	DDMA-50S-NMB-FO	Box	N\A	
HHLOU	111200 J03	+	HIFI LOU LCU LO chain 2A	DDMA-50S-NMB-FO	Box	N\A	
HHLOU	111200 J04	+	HIFI LOU LCU LO chain 2B	DDMA-50S-NMB-FO	Box	N\A	
HHLOU	111200 J05	+	HIFI LOU LCU LO chain 3A	DDMA-50S-NMB-FO	Box	N\A	
HHLOU	111200 J06	+	HIFI LOU LCU LO chain 3B	DDMA-50S-NMB-FO	Box	N\A	
HHLOU	111200 J07	+	HIFI LOU LCU LO chain 4A	DDMA-50S-NMB-FO	Box	N\A	
HHLOU	111200 J08	+	HIFI LOU LCU LO chain 4B	DDMA-50S-NMB-FO	Box	N\A	
HHLOU	111200 J09	+	HIFI LOU LCU LO chain 5A	DDMA-50S-NMB-FO	Box	N\A	
HHLOU	111200 J10	+	HIFI LOU LCU LO chain 5B	DDMA-50S-NMB-FO	Box	N\A	
HHLOU	111200 J11	+	HIFI LOU LCU LO chain 6A	DDMA-50S-NMB-FO	Box	N\A	
HHLOU	111200 J12	+	HIFI LOU LCU LO chain 6B	DDMA-50S-NMB-FO	Box	N\A	
HHLOU	111200 J13	+	HIFI LOU LCU LO chain 6C	DDMA-50S-NMB-FO	Box	N\A	
HHLOU	111200 J14	+	HIFI LOU LCU LO chain 6D	DDMA-50S-NMB-FO	Box	N\A	
HHLOU	111200 P01	+	HIFI LOU LCU LO chain 1A	SCC340100201BDDMA50PNM	H/N	CA-34-50	
HHLOU	111200 P02	+	HIFI LOU LCU LO chain 1B	SCC340100201BDDMA50PNM	H/N	CA-34-50	
HHLOU	111200 P03	+	HIFI LOU LCU LO chain 2A	SCC340100201BDDMA50PNM	H/N	CA-34-50	
HHLOU	111200 P04	+	HIFI LOU LCU LO chain 2B	SCC340100201BDDMA50PNM	H/N	CA-34-50	
HHLOU	111200 P05	+	HIFI LOU LCU LO chain 3A	SCC340100201BDDMA50PNM	H/N	CA-34-50	
HHLOU	111200 P06	+	HIFI LOU LCU LO chain 3B	SCC340100201BDDMA50PNM	H/N	CA-34-50	
HHLOU	111200 P07	+	HIFI LOU LCU LO chain 4A	SCC340100201BDDMA50PNM	H/N	CA-34-50	
HHLOU	111200 P08	+	HIFI LOU LCU LO chain 4B	SCC340100201BDDMA50PNM	H/N	CA-34-50	
HHLOU	111200 P09	+	HIFI LOU LCU LO chain 5A	SCC340100201BDDMA50PNM	H/N	CA-34-50	
HHLOU	111200 P10	+	HIFI LOU LCU LO chain 5B	SCC340100201BDDMA50PNM	H/N	CA-34-50	
HHLOU	111200 P11	+	HIFI LOU LCU LO chain 6A	SCC340100201BDDMA50PNM	H/N	CA-34-50	
HHLOU	111200 P12	+	HIFI LOU LCU LO chain 6B	SCC340100201BDDMA50PNM	H/N	CA-34-50	
HHLOU	111200 P13	+	HIFI LOU LCU LO chain 6C	SCC340100201BDDMA50PNM	H/N	CA-34-50	
HHLOU	111200 P14	+	HIFI LOU LCU LO chain 6D	SCC340100201BDDMA50PNM	H/N	CA-34-50	
CVVUCR	211121 P01		UFThr 006.8° (PACS XP-04 25,26,27,28)	197-012P22-35S (Plug)	H/N	G9254 F22 M / M22-0	2.
CVVUCR	211121 P02		UFThr 013.0° (PACS XP-03 20,21,22,23,24)	197-012P24-35S (Plug)	H/N	G9254 F24 M / M24-0	2.
CVVUCR	211121 P04		UFThr 035.7° (PACS XP-15 05,08,40,41)	197-012P22-35S (Plug)	H/N	G9254 F22 M / M22-0	2.
CVVUCR	211121 P05		UFThr 041.9° (PACS XP-05 50,51,52)	197-012P24-35S (Plug)	H/N	G9254 F24 M / M24-0	2.
CVVUCR	211121 P06		UFThr 077.0° (PACS XP-06 53,54,55)	197-012P24-35S (Plug)	H/N	G9254 F24 M / M24-0	2.
CVVUCR	211121 P07		UFThr 054.3° (PACS XP-13 01,03,07,09)	197-012P24-35S (Plug)	H/N	G9254 F24 M / M24-0	
CVVUCR	211121 P09		UFThr 077.0° (PACS XP-01 10,11,12,13,14)	197-012P24-35S (Plug)	H/N	G9254 F24 M / M24-0	2.
CVVUCR	211121 P10		UFThr 083.2° (PACS XP-07 56,57,58)	197-012P24-35S (Plug)	H/N	G9254 F24 M / M24-0	2.
CVVUCR	211121 P11		UFThr 096.8° (PACS XP-08 59,60,61)	197-012P24-35S (Plug)	H/N	G9254 F24 M / M24-0	2.
CVVUCR	211121 P12		UFThr 103.0° (PACS XP-09 62,63)	197-012P22-35S (Plug)	H/N	G9254 F22 M / M22-0	3.
CVVUCR	211121 P13		UFThr 109.2° (PACS XP-10 64,65)	197-012P22-35S (Plug)	H/N	G9254 F22 M / M22-0	3.
HHSVMCB2	311200 J06		HIFI SVM CB3 (LOU Bundle 08)	SCC340104401B032435P	H/N	440 FS 110 M 24 33	3.
HHSVMCB2	311200 J07		HIFI SVM CB2 (LOU Bundle 09)	SCC340104401B032435P	H/N	440 FS 110 M 24 33	3.
HHSVMCB2	311200 J08		HIFI SVM CB2 (LOU Bundel 12)	SCC340104401B032435P	H/N	440 FS 110 M 24 33	3.
HHSVMCB2	311200 P06		HIFI SVM CB3 (LOU Bundle 08)	SCC340104401B06G2435S	H/N	380 FS 007 M24 04	3.
HHSVMCB3	311300 J01		HIFI SVM CB2 (LOU Bundel 11)	SCC340104401B032435P	H/N	440 FS 110 M 24 33	3.
HHSVMCB3	311300 J03		HIFI SVM CB3 (LOU Bundle 07)	SCC340104401B032435P	H/N	440 FS 110 M 24 33	
HHSVMCB3	311300 J04		HIFI SVM CB2 (LOU Bundle 10)	SCC340104401B032435P	H/N	440 FS 110 M 24 33	3.
HHSVMCB3	311300 J05		HIFI SVM CB3 (LOU Bundle 06)	SCC340104401B032435P	H/N	440 FS 110 M 24 33	
HPSVMCB1	313100 J01		PACS SVM CB1 (PACS Bundle 04)	SCC340104401B032235P	H/N	440 FS 110 M 22 03	
HPSVMCB1	313100 J02		PACS SVM CB1 (PACS Bundle 03)	SCC340104401B032435P	H/N	440 FS 110 M 24 03	
HPSVMCB1	313100 J04		PACS SVM CB1 (PACS Bundle 14)	SCC340104401B032435P	H/N	440 FS 110 M 22 03	
HPSVMCB1	313100 J05		PACS SVM CB1 (PACS Bundle 15)	SCC340104401B032235P	H/N	440 FS 110 M 24 03	
HPSVMCB1	313100 J06		PACS SVM CB1 (PACS Bundle 13)	SCC340104401B032435P	H/N	440 FS 110 M 24 03	
HPSVMCB1	313100 J07		PACS SVM CB1 (PACS Bundle 02)	SCC340104401B032235P	H/N	440 FS 110 M 22 03	
HPSVMCB1	313100 J08		PACS SVM CB1 (PACS Bundle 01)	SCC340104401B032435P	H/N	440 FS 110 M 24 03	
HPSVMCB2	313200 J01		PACS SVM CB2 (PACS Bundle 09)	SCC340104401B032235P	H/N	440 FS 110 M 24 32	
HPSVMCB2	313200 J02		PACS SVM CB2 (PACS Bundle 08)	SCC340104401B032435P	H/N	440 FS 110 M 24 32	

Item Identifier	Connector Designation	Connector Function	Connector Type	Supplier	Back Shell	New
HPSVMCB2	313200 J03	PACS SVM CB2 (PACS Bundel 10)	SCC340104401B032235P	H/N	440 FS 110 M 24 32	
HPSVMCB2	313200 J04	PACS SVM CB2 (PACS Bundel 05)	SCC340104401B032435P	H/N	440 FS 110 M 24 32	
HPSVMCB2	313200 J05	PACS SVM CB2 (PACS Bundle 11)	SCC340104401B032235P	H/N	440 FS 107 M 24 32	
HPSVMCB2	313200 J06	PACS SVM CB2 (PACS Bundle 06)	SCC340104401B032435P	H/N	440 FS 110 M 24 32	
HPSVMCB2	313200 J07	PACS SVM CB2 (PACS Bundle 12)	SCC340104401B032235P	H/N	440 FS 110 M 24 32	
HPSVMCB2	313200 J08	PACS SVM CB2 (PACS Bundle 07)	SCC340104401B032435P	H/N	440 FS 110 M 24 32	
EXRO UNIT	431100 JxI3	Dummy Connector	>> Dummy Connector	N\A	N\A	
EXRO UNIT	431100 PxI3	Dummy Connector	>> Dummy Connector	N\A	N\A	

Item Identifier	Connector Designation		Connector Function	Connector Type	Supplier	Back Shell	New
EMC-Category: 3S/LL Sig H fr SVMCB to W.Units							
HHLCU	112100 J07	+	HIFI LCU LOU LO chain 1A	DBMA-44S-NMB-FO	Box	N\A	
HHLCU	112100 J08	+	HIFI LCU LOU LO chain 2A	DBMA-44S-NMB-FO	Box	N\A	
HHLCU	112100 J09	+	HIFI LCU LOU LO chain 3A	DBMA-44S-NMB-FO	Box	N\A	
HHLCU	112100 J10	+	HIFI LCU LOU LO chain 4A	DBMA-44S-NMB-FO	Box	N\A	
HHLCU	112100 J11	+	HIFI LCU LOU LO chain 6A	DBMA-44S-NMB-FO	Box	N\A	
HHLCU	112100 J12	+	HIFI LCU LOU LO chain 5A	DBMA-44S-NMB-FO	Box	N\A	
HHLCU	112100 J13	+	HIFI LCU LOU LO chain 6B	DBMA-44S-NMB-FO	Box	N\A	
HHLCU	112100 J14	+	HIFI LCU LOU LO chain 1B	DBMA-44S-NMB-FO	Box	N\A	
HHLCU	112100 J15	+	HIFI LCU LOU LO chain 2B	DBMA-44S-NMB-FO	Box	N\A	
HHLCU	112100 J16	+	HIFI LCU LOU LO chain 3B	DBMA-44S-NMB-FO	Box	N\A	
HHLCU	112100 J17	+	HIFI LCU LOU LO chain 4B	DBMA-44S-NMB-FO	Box	N\A	
HHLCU	112100 J18	+	HIFI LCU LOU LO chain 6C	DBMA-44S-NMB-FO	Box	N\A	
HHLCU	112100 J19	+	HIFI LCU LOU LO chain 5B	DBMA-44S-NMB-FO	Box	N\A	
HHLCU	112100 J20	+	HIFI LCU LOU LO chain 6D	DBMA-44S-NMB-FO	Box	N\A	
HHLCU	112100 P07	+	HIFI LCU LOU LO chain 1A	SCC340100202BDBMA44PNM	H/N	550 T 001 M 3 03	
HHLCU	112100 P08	+	HIFI LCU LOU LO chain 2A	SCC340100202BDBMA44PNM	H/N	550 T 001 M 3 03	
HHLCU	112100 P09	+	HIFI LCU LOU LO chain 3A	SCC340100202BDBMA44PNM	H/N	550 T 001 M 3 03	
HHLCU	112100 P10	+	HIFI LCU LOU LO chain 4A	SCC340100202BDBMA44PNM	H/N	550 T 001 M 3 03	
HHLCU	112100 P11	+	HIFI LCU LOU LO chain 6A	SCC340100202BDBMA44PNM	H/N	550 T 001 M 3 03	
HHLCU	112100 P12	+	HIFI LCU LOU LO chain 5A	SCC340100202BDBMA44PNM	H/N	550 T 001 M 3 03	
HHLCU	112100 P13	+	HIFI LCU LOU LO chain 6B	SCC340100202BDBMA44PNM	H/N	550 T 001 M 3 03	
HHLCU	112100 P14	+	HIFI LCU LOU LO chain 1B	SCC340100202BDBMA44PNM	H/N	550 T 001 M 3 03	
HHLCU	112100 P15	+	HIFI LCU LOU LO chain 2B	SCC340100202BDBMA44PNM	H/N	550 T 001 M 3 03	
HHLCU	112100 P16	+	HIFI LCU LOU LO chain 3B	SCC340100202BDBMA44PNM	H/N	550 T 001 M 3 03	
HHLCU	112100 P17	+	HIFI LCU LOU LO chain 4B	SCC340100202BDBMA44PNM	H/N	550 T 001 M 3 03	
HHLCU	112100 P18	+	HIFI LCU LOU LO chain 6C	SCC340100202BDBMA44PNM	H/N	550 T 001 M 3 03	
HHLCU	112100 P19	+	HIFI LCU LOU LO chain 5B	SCC340100202BDBMA44PNM	H/N	550 T 001 M 3 03	
HHLCU	112100 P20	+	HIFI LCU LOU LO chain 6D	SCC340100202BDBMA44PNM	H/N	550 T 001 M 3 03	
HPDECMEC	132100 J011	+	MEC1 FPU GratDrv NO (97..99)	DBMA-25S-NMB-FO	Box	N\A	
HPDECMEC	132100 J012	+	MEC1 FPU GratSens NO (100..104)	DBMA-25S-NMB-FO	Box	N\A	
HPDECMEC	132100 J013	+	MEC1 FPU Filterwh 1 NO (77..81)	DCMA-37S-NMB-FO	Box	N\A	
HPDECMEC	132100 J014	+	MEC1 FPU Filterwh 2 NO (87-91)	DCMA-37S-NMB-FO	Box	N\A	
HPDECMEC	132100 J015	+	MEC1 FPU Cal Src NO (117-119)	DAMA-15S-NMB-FO	Box	N\A	
HPDECMEC	132100 J016	+	MEC1 FPU T1/T2 NO (123)	SCC340100201BDEMA09SNM	Box	N\A	
HPDECMEC	132100 J017	+	MEC1 FPU Chopper In (113-116a)	DCMA-37S-NMB-FO	Box	N\A	
HPDECMEC	132100 J051	+	DEC1 FPU DB2 DCSup Bia G3 (8,9)	DCMA-37S-NMB-FO	Box	N\A	
HPDECMEC	132100 J053	+	DEC1 FPU DB2 LogSig G3 (7)	DAMA-15S-NMB-FO	Box	N\A	
HPDECMEC	132100 J055	+	DEC1 FPU DB1 Clk,Sy,Outa G3 (15a,46-52)	DBMA-25S-NMB-FO	Box	N\A	
HPDECMEC	132100 J057	+	DEC1 FPU DB2 Clk,Sy,Outb G3 (15b,53-60)	DBMA-25S-NMB-FO	Box	N\A	
HPDECMEC	132100 J062	+	DEC1 FPU DB1 DcSup,Bia G4 (11,12)	DCMA-37S-NMB-FO	Box	N\A	
HPDECMEC	132100 J064	+	DEC1 FPU DB1 LogSig G4 (10)	DAMA-15S-NMB-FO	Box	N\A	
HPDECMEC	132100 J066	+	DEC1 FPU DB1 Clk,Sy,Outa G4 (16a,61-67)	DBMA-25S-NMB-FO	Box	N\A	
HPDECMEC	132100 J068	+	DEC1 FPU DB1 Clk,Sy,Outb G4 (16b,68-74)	DBMA-25S-NMB-FO	Box	N\A	
HPDECMEC	132100 J078	+	DEC1 FPU TeSens,Htr G3/4 (76)	DAMA-15S-NMB-FO	Box	N\A	
HPDECMEC	132100 J111	+	MEC2 FPU GratDrv RE (105..107)	DBMA-25S-NMB-FO	Box	N\A	
HPDECMEC	132100 J112	+	MEC2 FPU GratSens RE (108..112)	DBMA-25S-NMB-FO	Box	N\A	
HPDECMEC	132100 J113	+	MEC2 FPU Filterwh 1 RE (82..86)	DCMA-37S-NMB-FO	Box	N\A	
HPDECMEC	132100 J114	+	MEC2 FPU Filterwh 2 RE (92-96)	DCMA-37S-NMB-FO	Box	N\A	
HPDECMEC	132100 J115	+	MEC2 FPU CalSrc RE (120-122)	DAMA-15S-NMB-FO	Box	N\A	
HPDECMEC	132100 J116	+	MEC2 FPU T3/T4 RE (124)	SCC340100201BDEMA09SNM	Box	N\A	
HPDECMEC	132100 J151	+	DEC2 FPU DB1 DCsup Bia G1 (2,3)	DCMA-37S-NMB-FO	Box	N\A	
HPDECMEC	132100 J153	+	DEC2 FPU DB1 Log Sig (1)	DAMA-15S-NMB-FO	Box	N\A	
HPDECMEC	132100 J155	+	DEC2 FPU DB1 Clk,Sy,Outa G1 (13a,17-23)	DBMA-25S-NMB-FO	Box	N\A	
HPDECMEC	132100 J157	+	DEC2 FPU DB1 Clk,Sy,Outb G1 (13b,24-31)	DBMA-25S-NMB-FO	Box	N\A	
HPDECMEC	132100 J162	+	DEC2 FPU DB1 DcSup Bia G2 (5,6)	DCMA-37S-NMB-FO	Box	N\A	
HPDECMEC	132100 J164	+	DEC2 FPU DB1 Log Sig G2 (4)	DAMA-15S-NMB-FO	Box	N\A	
HPDECMEC	132100 J166	+	DEC2 FPU DB1Clk,Sy,Out G2 (14a,32-38)	DBMA-25S-NMB-FO	Box	N\A	
HPDECMEC	132100 J168	+	DEC2 FPU DB1 Clk/Sy/Outb G2 (14b,39-45)	DBMA-25S-NMB-FO	Box	N\A	

Item Identifier	Connector Designation		Connector Function	Connector Type	Supplier	Back Shell	New
HPDECMEC	132100 J178	+	DEC2 FPU DB1 Grp1/2 Te Sens (75)	DAMA-15S-NMB-FO	Box	N\A	
HPDECMEC	132100 P011	+	MEC1 FPU GratDrv NO (97..99)	DBMA-25P-NMB-FO	H/N	557 T 356 M 3 03	
HPDECMEC	132100 P012	+	MEC1 FPU GratSens NO (100..104)	DBMA-25P-NMB-FO	H/N	557 T 356 M 3 02	
HPDECMEC	132100 P013	+	MEC1 FPU Filterwh 1 NO (77..81)	DCMA-37P-NMB-FO	H/N	557 T 356 M 4 03	
HPDECMEC	132100 P014	+	MEC1 FPU Filterwh 2 NO (87-91)	DCMA-37P-NMB-FO	H/N	557 T 356 M 4 03	
HPDECMEC	132100 P015	+	MEC1 FPU Cal Src NO (117-119)	DAMA-15P-NMB-FO	H/N	557 T 356 M 2 02	
HPDECMEC	132100 P016	+	MEC1 FPU T1/T2 NO (123)	DEMA-09P-NMB-FO	H/N	557 T 356 M 1 03	
HPDECMEC	132100 P017	+	MEC1 FPU Chopper In (113-116a)	DCMA-37P-NMB-FO	H/N	557 T 356 M 4 03	
HPDECMEC	132100 P051	+	DEC1 FPU DB2 DCSup Bia G3 (8,9)	DCMA-37P-NMB-FO	H/N	557 T 356 M 4 02	
HPDECMEC	132100 P053	+	DEC1 FPU DB2 LogSig G3 (7)	DAMA-15P-NMB-FO	H/N	557 T 356 M 2 02	
HPDECMEC	132100 P055	+	DEC1 FPU DB1 Clk,Sy,Outa G3 (15a,46-52)	DBMA-25P-NMB-FO	H/N	557 T 356 M 3 03	
HPDECMEC	132100 P057	+	DEC1 FPU DB2 Clk,Sy,Outb G3 (15b,53-60)	DBMA-25P-NMB-FO	H/N	557 T 356 M 3 03	
HPDECMEC	132100 P062	+	DEC1 FPU DB1 DcSup,Bia G4 (11,12)	DCMA-37P-NMB-FO	H/N	557 T 356 M 4 02	
HPDECMEC	132100 P064	+	DEC1 FPU DB1 LogSig G4 (10)	DAMA-15P-NMB-FO	H/N	557 T 356 M 2 02	
HPDECMEC	132100 P066	+	DEC1 FPU DB1 Clk,Sy,Outa G4 (16a,61-67)	DBMA-25P-NMB-FO	H/N	557 T 356 M 3 03	
HPDECMEC	132100 P068	+	DEC1 FPU DB1 Clk,Sy,Outb G4 (16b,68-74)	DBMA-25P-NMB-FO	H/N	557 T 356 M 3 02	
HPDECMEC	132100 P078	+	DEC1 FPU TeSens,Htr G3/4 (76)	DAMA-15P-NMB-FO	H/N	557 T 356 M 2 02	
HPDECMEC	132100 P111	+	MEC2 FPU GratDrv RE (105..107)	DBMA-25P-NMB-FO	H/N	557 T 356 M 3 03	
HPDECMEC	132100 P112	+	MEC2 FPU GratSens RE (108..112)	DBMA-25P-NMB-FO	H/N	557 T 356 M 3 02	
HPDECMEC	132100 P113	+	MEC2 FPU Filterwh 1 RE (82..86)	DCMA-37P-NMB-FO	H/N	557 T 356 M 4 03	
HPDECMEC	132100 P114	+	MEC2 FPU Filterwh 2 RE (92-96)	DCMA-37P-NMB-FO	H/N	557 T 356 M 4 03	
HPDECMEC	132100 P115	+	MEC2 FPU CalSrc RE (120-122)	DAMA-15P-NMB-FO	H/N	557 T 356 M 2 02	
HPDECMEC	132100 P116	+	MEC2 FPU T3/T4 RE (124)	DEMA-09P-NMB-FO	H/N	557 T 356 M 1 03	
HPDECMEC	132100 P151	+	DEC2 FPU DB1 DCsup Bia G1 (2,3)	DCMA-37P-NMB-FO	H/N	557 T 356 M 4 02	
HPDECMEC	132100 P153	+	DEC2 FPU DB1 Log Sig (1)	DAMA-15P-NMB-FO	H/N	557 T 356 M 2 02	
HPDECMEC	132100 P155	+	DEC2 FPU DB1 Clk,Sy,Outa G1 (13a,17-23)	DBMA-25P-NMB-FO	H/N	557 T 356 M 3 03	
HPDECMEC	132100 P157	+	DEC2 FPU DB1 Clk,Sy,Outb G1 (13b,24-31)	DBMA-25P-NMB-FO	H/N	557 T 356 M 3 03	
HPDECMEC	132100 P162	+	DEC2 FPU DB1 DcSup Bia G2 (5,6)	DCMA-37P-NMB-FO	H/N	557 T 356 M 4 02	
HPDECMEC	132100 P164	+	DEC2 FPU DB1 Log Sig G2 (4)	DAMA-15P-NMB-FO	H/N	557 T 356 M 2 02	
HPDECMEC	132100 P166	+	DEC2 FPU DB1Clk,Sy,Out G2 (14a,32-38)	DBMA-25P-NMB-FO	H/N	557 T 356 M 3 03	
HPDECMEC	132100 P168	+	DEC2 FPU DB1 Clk/Sy/Outb G2 (14b,39-45)	DBMA-25P-NMB-FO	H/N	557 T 356 M 3 02	
HPDECMEC	132100 P178	+	DEC2 FPU DB1 Grp1/2 Te Sens (75)	DAMA-15P-NMB-FO	H/N	557 T 356 M 2 02	
HPBOLC	132300 J01	+	BOLC FPU Bolom. CL01 S01-16 ReadO (601)	DCMA-37P-NMB-FO	Box	N\A	
HPBOLC	132300 J02	+	BOLC FPU Bolom. CL01 S17-34 ReadO (602)	DCMA-37P-NMB-FO	Box	N\A	
HPBOLC	132300 J03	+	BOLC FPU Level, Biases 1 (603a,603..605)	DCMA-37S-NMB-FO	Box	N\A	
HPBOLC	132300 J04	+	BOLC FPU Bolom. CL02 S01-16 ReadO (606)	DCMA-37P-NMB-FO	Box	N\A	
HPBOLC	132300 J05	+	BOLC FPU Bolom. CL02 S17-34 ReadO (607)	DCMA-37P-NMB-FO	Box	N\A	
HPBOLC	132300 J06	+	BOLC FPU Level, Biases 2 (608a,608..610)	DCMA-37S-NMB-FO	Box	N\A	
HPBOLC	132300 J07	+	BOLC FPU Bolom. CL03 S01-16 ReadO (611)	DCMA-37P-NMB-FO	Box	N\A	
HPBOLC	132300 J08	+	BOLC FPU Bolom. CL03 S17-34 ReadO (612)	DCMA-37P-NMB-FO	Box	N\A	
HPBOLC	132300 J09	+	BOLC FPU Level, Biases 3 (613a,613..615)	DCMA-37S-NMB-FO	Box	N\A	
HPBOLC	132300 J10	+	BOLC FPU Bolom. CL04 S01-16 ReadO (616)	DCMA-37P-NMB-FO	Box	N\A	
HPBOLC	132300 J11	+	BOLC FPU Bolom. CL04 S17-34 ReadO (617)	DCMA-37P-NMB-FO	Box	N\A	
HPBOLC	132300 J12	+	BOLC FPU Level Biases 4 (618a,618..620)	DCMA-37S-NMB-FO	Box	N\A	
HPBOLC	132300 J13	+	BOLC FPU Bolom. CL05 S01-16 ReadO (621)	DCMA-37P-NMB-FO	Box	N\A	
HPBOLC	132300 J14	+	BOLC FPU Level, Biases 5 (622a,622..624)	DCMA-37S-NMB-FO	Box	N\A	
HPBOLC	132300 J15	+	BOLC FPU Bolom. CL06 ReadO (625) ?	DCMA-37P-NMB-FO	Box	N\A	
HPBOLC	132300 J16	+	BOLC FPU Bias 6 (626a,626..628)	DCMA-37S-NMB-FO	Box	N\A	
HPBOLC	132300 J17	+	BOLC FPU Htr/Cooler NO (529-34,541-544)	DCMA-62S-NMB-FO	Box	N\A	
HPBOLC	132300 J18	+	BOLC FPU Htr/Cooler RE (535-540,545-548)	DCMA-62S-NMB-FO	Box	N\A	
HPBOLC	132300 P01	+	BOLC FPU Bolom. CL01 S01-16 ReadO (601)	DCMA-37S-NMB-FO	H/N	557 T 356 M 4 04	
HPBOLC	132300 P02	+	BOLC FPU Bolom. CL01 S17-34 ReadO (602)	DCMA-37S-NMB-FO	H/N	557 T 356 M 4 04	
HPBOLC	132300 P03	+	BOLC FPU Level, Biases 1 (603a,603..605)	DCMA-37P-NMB-FO	H/N	557 T 356 M 4 03	
HPBOLC	132300 P04	+	BOLC FPU Bolom. CL02 S01-16 ReadO (606)	DCMA-37S-NMB-FO	H/N	557 T 356 M 4 03	
HPBOLC	132300 P05	+	BOLC FPU Bolom. CL02 S17-34 ReadO (607)	DCMA-37S-NMB-FO	H/N	557 T 356 M 4 04	
HPBOLC	132300 P06	+	BOLC FPU Level, Biases 2 (608a,608..610)	DCMA-37P-NMB-FO	H/N	557 T 356 M 4 04	
HPBOLC	132300 P07	+	BOLC FPU Bolom. CL03 S01-16 ReadO (611)	DCMA-37S-NMB-FO	H/N	557 T 356 M 4 04	
HPBOLC	132300 P08	+	BOLC FPU Bolom. CL03 S17-34 ReadO (612)	DCMA-37S-NMB-FO	H/N	557 T 356 M 4 04	
HPBOLC	132300 P09	+	BOLC FPU Level, Biases 3 (613a,613..615)	DCMA-37P-NMB-FO	H/N	557 T 356 M 4 03	
HPBOLC	132300 P10	+	BOLC FPU Bolom. CL04 S01-16 ReadO (616)	DCMA-37S-NMB-FO	H/N	557 T 356 M 4 04	
HPBOLC	132300 P11	+	BOLC FPU Bolom. CL04 S17-34 ReadO (617)	DCMA-37S-NMB-FO	H/N	557 T 356 M 4 04	

Item Identifier	Connector Designation		Connector Function	Connector Type	Supplier	Back Shell	New
HPBOLC	132300 P12	+	BOLC FPU Level Biases 4 (618a,618..620)	DCMA-37P-NMB-FO	H/N	557 T 356 M 4 03	
HPBOLC	132300 P13	+	BOLC FPU Bolom. CL05 S01-16 ReadO (621)	DCMA-37S-NMB-FO	H/N	557 T 356 M 4 04	
HPBOLC	132300 P14	+	BOLC FPU Level, Biases 5 (622a,622..624)	DCMA-37P-NMB-FO	H/N	557 T 356 M 4 03	
HPBOLC	132300 P15	+	BOLC FPU Bolom. CL06 ReadO (625) ?	DCMA-37S-NMB-FO	H/N	557 T 356 M 4 04	
HPBOLC	132300 P16	+	BOLC FPU Bias 6 (626a,626..628)	DCMA-37P-NMB-FO	H/N	557 T 356 M 4 03	
HPBOLC	132300 P17	+	BOLC FPU Htr/Cooler NO (529-34,541-544)	DCMA-62P-NMB-FO	H/N	557 T 356 M 6 04	
HPBOLC	132300 P18	+	BOLC FPU Htr/Cooler RE (535-540,545-548)	DCMA-62P-NMB-FO	H/N	557 T 356 M 6 04	
HHSVMCB2	311200 P07		HIFI SVM CB2 (LOU Bundle 09)	SCC340104401B06G2435S	H/N	380 FS 007 M24 04	3.
HHSVMCB2	311200 P08		HIFI SVM CB2 (LOU Bundel 12)	SCC340104401B06G2435S	H/N	380 FS 007 M24 04	3.
HHSVMCB3	311300 P01		HIFI SVM CB2 (LOU Bundel 11)	SCC340104401B06G2435S	H/N	380 FS 007 M24 04	3.
HHSVMCB3	311300 P03		HIFI SVM CB3 (LOU Bundle 07)	SCC340104401B06G2435S	H/N	380 FS 007 M24 04	
HHSVMCB3	311300 P04		HIFI SVM CB2 (LOU Bundle 10)	SCC340104401B06G2435S	H/N	380 FS 007 M24 04	3.
HHSVMCB3	311300 P05		HIFI SVM CB3 (LOU Bundle 06)	SCC340104401B06G2435S	H/N	380 FS 007 M24 04	
HPSVMCB1	313100 P01		PACS SVM CB1 (PACS Bundle 04)	MS27484T22F-35S (Pl+Shl)	H/N	380 FS 007 M 22 05	
HPSVMCB1	313100 P02		PACS SVM CB1 (PACS Bundle 03)	SCC340104401B06G2435S	H/N	380 FS 007 M 24 05	
HPSVMCB1	313100 P04		PACS SVM CB1 (PACS Bundle 14)	SCC340104401B06G2435S	H/N	380 FS 007 M 24 06	
HPSVMCB1	313100 P05		PACS SVM CB1 (PACS Bundle 15)	MS27484T22F-35S (Pl+Shl)	H/N	380 FS 007 M 22 05	
HPSVMCB1	313100 P06		PACS SVM CB1 (PACS Bundle 13)	SCC340104401B06G2435S	H/N	380 FS 007 M 24 06	
HPSVMCB1	313100 P07		PACS SVM CB1 (PACS Bundle 02)	MS27484T22F-35S (Pl+Shl)	H/N	380 FS 007 M 22 05	
HPSVMCB1	313100 P08		PACS SVM CB1 (PACS Bundle 01)	SCC340104401B06G2435S	H/N	380 FS 007 M 24 06	
HPSVMCB2	313200 P01		PACS SVM CB2 (PACS Bundle 09)	MS27484T22F-35S (Pl+Shl)	H/N	380 FS 007 M 22 05	
HPSVMCB2	313200 P02		PACS SVM CB2 (PACS Bundle 08)	SCC340104401B06G2435S	H/N	380 FS 007 M 24 05	
HPSVMCB2	313200 P03		PACS SVM CB2 (PACS Bundel 10)	MS27484T22F-35S (Pl+Shl)	H/N	380 FS 007 M 22 05	
HPSVMCB2	313200 P04		PACS SVM CB2 (PACS Bundel 05)	SCC340104401B06G2435S	H/N	380 FS 007 M 24 05	
HPSVMCB2	313200 P05		PACS SVM CB2 (PACS Bundle 11)	MS27484T22F-35S (Pl+Shl)	H/N	380 FS 007 M 22 05	
HPSVMCB2	313200 P06		PACS SVM CB2 (PACS Bundle 06)	SCC340104401B06G2435S	H/N	380 FS 007 M 24 05	
HPSVMCB2	313200 P07		PACS SVM CB2 (PACS Bundle 12)	MS27484T22F-35S (Pl+Shl)	H/N	380 FS 007 M 22 05	
HPSVMCB2	313200 P08		PACS SVM CB2 (PACS Bundle 07)	SCC340104401B06G2435S	H/N	380 FS 007 M 24 05	
EXRO UNIT	431100 JxS3		Dummy Connector	>> Dummy Connector	N\A	N\A	
EXRO UNIT	431100 PxS3		Dummy Connector	>> Dummy Connector	N\A	N\A	

Item Identifier	Connector Designation	Connector Function	Connector Type	Supplier	Back Shell	New
EMC-Category: 3T/LL Sig H Test Equipment						
EXRO UNIT	431100 JxT3	Dummy Connector	>> Dummy Connector	N\A	N\A	
EXRO UNIT	431100 PxT3	Dummy Connector	>> Dummy Connector	N\A	N\A	

Item Identifier	Connector Designation	Connector Function	Connector Type	Supplier	Back Shell	New
EMC-Category: 3U/LL Sig H from Warm Units to S/						
EXRO UNIT	431100 JxU3	Dummy Connector	>> Dummy Connector	N\A	N\A	
EXRO UNIT	431100 PxU3	Dummy Connector	>> Dummy Connector	N\A	N\A	

Item Identifier	Connector Designation	Connector Function	Connector Type	Supplier	Back Shell	New
EMC-Category: 3W/LL Sig H among W.Units on SV						
EXRO UNIT	431100 JxW3	Dummy Connector	>> Dummy Connector	N\A	N\A	
EXRO UNIT	431100 PxW3	Dummy Connector	>> Dummy Connector	N\A	N\A	

Item Identifier	Connector Designation	Connector Function	Connector Type	Supplier	Back Shell	New
EMC-Category: 4-/RF Signal						
HHSVMCB3	311300 J07	HIFI SVM CB3 Coax (CVV FTh Bundle 21)	Coax Male (50Ohm)	H/N	TBD	
HHSVMCB3	311300 J08	HIFI SVM CB3 Coax (CVV FTh Bundle 22)	Coax Male (50Ohm)	H/N	TBD	
HHSVMCB3	311300 J09	HIFI SVM CB3 Coax (CVV FTh Bundle 23)	Coax Male (50Ohm)	H/N	TBD	
HHSVMCB3	311300 J10	HIFI SVM CB3 Coax (CVV FTh Bundle 24)	Coax Male (50Ohm)	H/N	TBD	
HHSVMCB3	311300 P07	HIFI SVM CB3 Coax (CVV FTh Bundle 21)	Coax Female (50 Ohm)	H/N	TBD	
HHSVMCB3	311300 P08	HIFI SVM CB3 Coax (CVV FTh Bundle 22)	Coax Female (50 Ohm)	H/N	TBD	
HHSVMCB3	311300 P09	HIFI SVM CB3 Coax (CVV FTh Bundle 23)	Coax Female (50 Ohm)	H/N	TBD	
HHSVMCB3	311300 P10	HIFI SVM CB3 Coax (CVV FTh Bundle 24)	Coax Female (50 Ohm)	H/N	TBD	
EXRO UNIT	431100 Jxx4	Dummy Connector	>> Dummy Connector	N\A	N\A	
EXRO UNIT	431100 Pxx4	Dummy Connector	>> Dummy Connector	N\A	N\A	

Item Identifier	Connector Designation	Connector Function	Connector Type	Supplier	Back Shell	New
EMC-Category: 6-/Umbilical Link						
EXRO UNIT	431100 Jxx6	Dummy Connector	>> Dummy Connector	N\A	N\A	
EXRO UNIT	431100 Pxx6	Dummy Connector	>> Dummy Connector	N\A	N\A	

Item Identifier	Connector Designation	Connector Function	Connector Type	Supplier	Back Shell	New
EMC-Category: 7-/Check-out Harness						
EXRO UNIT	431100 Jxx7	Dummy Connector	>> Dummy Connector	N\A	N\A	
EXRO UNIT	431100 Pxx7	Dummy Connector	>> Dummy Connector	N\A	N\A	

Item Identifier	Connector Designation	Connector Function	Connector Type	Supplier	Back Shell	New
EMC-Category: 9-/not known / not yet defined						
EXRO UNIT	431100 Jxx9	Dummy Connector	>> Dummy Connector	N\A	N\A	
EXRO UNIT	431100 Pxx9	Dummy Connector	>> Dummy Connector	N\A	N\A	

Annex A HIFI SIH ICD PFM / HP-2-ASED-IC-0014 issue 1.0

Title: **EPLM HIFI SIH ICD PFM**

CI-No:

Prepared by:	E. Steininger	Date:	04.05.2004
Checked by:	A. Knoblauch		
Product Assurance:	R. Stritter		
Configuration Control:	A. von Ivady		
Project Management:	W.Rühe		

Distribution: See Distribution List (last page)

Copying of this document, and giving it to others and the use or communication of the contents thereof, are forbidden without express authority. Offenders are liable to the payment of damages. All rights are reserved in the event of the grant of a patent or the registration of a utility model or design.

Issue	Date	Sheet	Description of Change	Release
1.0	04.05.04	All	Release of the document	

Table of Content

1 Scope 6

2 Documents 7

2.1 Applicable Documents 7

2.2 Reference Documents 7

3 EPLM HIFI SIH PFM Pin Allocation List Harness 8

Table of Figures

-

List of Tables

-

1 Scope

This Interface Control Document (ICD) describes the electrical interfaces of the HERSCHEL EPLM HIFI SIH PFM Harness Pin Allocation.

It has to be used as sub ICD of the overall HERSCHEL EPLM electrical ICD HP-2-ASED-IC-0001.

For information management a database (ACCESS based) called CAIE (**C**omputer **A**ided **I**nterface **E**ngineering) will be used. The HEPLM CAIE Data Base contents provides all the necessary information for supporting the automated verification of the electrical interfaces with (IDAS) an **I**ntegrated **D**ata **A**cquisition **S**ystem

This document summarised the Harness Pin Allocation for HIFI EPLM Scientific Instrument Harness PFM.

All necessary pin to pin connections are described in the Data Base extract in chapter 3.

2 Documents

2.1 Applicable Documents

[AD1] Electrical Interface Control Document EPLM PLM, HP-2-ASED-IC-0001 issue 4

[AD2] Herschel/Planck Instrument Interface Document, Part A, SCI-PT-IIDA-04624

[AD3] Herschel/Planck Instrument Interface Document, Part B; Instrument “HIFI”, SCI-PT-IIDB/HIFI-02125, Issue 3,1, 13.01.2004

[AD4] Cryo Harness Interconnection diagram - SIH HIFI, HP-2-ASED-ID-0090; Issue C

2.2 Reference Documents

[RD1] Herschel-Planck EMC Analyses, H-P-1-ASPI-AN-0202

[RD2] HERSCHEL PLM Grounding Scheme", HP-2-ASED-DW-0001

[RD3] Herschel PLM EICD, HP-2-ASPI-ID-062

[RD4] Herschel Electrical Interface Control Document (Telescope), HER.NT.0187.T.ASTR

[RD5] Cryo Harness Description, HP-2-ASED-TN-0103

[RD6] CRYO-HARNESS BRANCH CHARACTERISTICS, HP-2-ASED-TN-0085

3 EPLM HIFI SIH PFM Pin Allocation List Harness

Astrium GmbH	**Pin Allocation List** (Harness)	Doc.No.: HP-2-ASED-IC-0014
Project: HERSCHEL		Issue: 1.0 Date: 21.04.2004
		Sheet: PAL-1 (of 1)

Connector: 111100 P11 **Function:** HIFI FPU Mixer Bias 1 Hor. **Conn.-Type:** MWDM2L-09S-6C3-.630

Item: HHFPU **Location:** 73 / on HIFI FPU **Backshell:** BS-SS-17A-01

EMC-Category: 2C/Sig H in Cryostat

Pin	Signal Designation	Interface-Code Circuit	Signal	Pos.	Ch. ID	Wiring	Grouping: Shd	Cable	Twist	Comment	Target-Item	Location	Connector	Pin	New
002	HIFI MX1-H . B	HMX	HMX.-	-	H001	051SS-38	1			1000 Ohm 2mA	CVVUCR	33	211121 J18	096	X
003	HIFI MX1-H . VM	HMX	HMX.-	-	H001	051SS-38	1			1000 Ohm 0,001mA	CVVUCR	33	211121 J18	097	X
004	HIFI MX1-H . IM	HMX	HMX.-	-	H001	051SS-38	1			1000 Ohm 0,001mA	CVVUCR	33	211121 J18	090	X
007	HIFI MX1-H . BRTN	HMX	HMX.-	-	H001	051SS-38	1			1000 Ohm 2mA	CVVUCR	33	211121 J18	088	X
008	HIFI MX1-H . VMRTN	HMX	HMX.-	-	H001	051SS-38	1			1000 Ohm 0,001mA	CVVUCR	33	211121 J18	089	X
005	NC														
006	NC														
009	NC														
001	HIFI MX1-H . SHD	-	HMX.-	-	H001	051SS-38	1			Cable Shield	CVVUCR	33	211121 J18	095	X
-															
-										no Overall Shd FPU to FTHs					

Astrium GmbH	**Pin Allocation List** (Harness)	Doc.No.: HP-2-ASED-IC-0014
Project: HERSCHEL		Issue: 1.0 Date: 21.04.2004
		Sheet: PAL-1 (of 1)

Connector: 111100 P39 **Function:** HIFI FPU 1. IF Ampl. 1 Hor **Conn.-Type:** MWDM2L-09S-6C3-.630

Item: HHFPU **Location:** 73 / on HIFI FPU **Backshell:** BS-SS-17A-01

EMC-Category: 2C/Sig H in Cryostat

		Interface-Code					Grouping:								
Pin	**Signal Designation**	**Circuit**	**Signal**	**Pos.**	**Ch. ID**	**Wiring**	**Shd**	**Cable**	**Twist**	**Comment**	**Target-Item**	**Location**	**Connector**	**Pin**	**New**
006	HIFI FIF1 D -H . D2	H1D	H1D.-	-	H025	041BS-30	1		A	25Ohm, 10mA	CVVUCR	33	211121 J18	049	
003	HIFI FIF1 D -H . D1	H1D	H1D.-	-	H025	041BS-30	1		A	25Ohm, 10mA	CVVUCR	33	211121 J18	048	
004	HIFI FIF1 D -H . TST	H1D	H1D.-	-	H025	041BS-30	1		A	25Ohm, 1mA	CVVUCR	33	211121 J18	059	
009	HIFI FIF1 D -H . DRTN	H1D	H1D.-	-	H025	041BS-30	1		A	25Ohm, 20mA	CVVUCR	33	211121 J18	060	
007	HIFI FIF1 D -H . SHD		H1D.-	-	H025	041BS-30	1		A	Cable Shield	CVVUCR	33	211121 J18	058	
-															
008	HIFI FIF1 G -H . G2	H1G	H1G.-	-	H026	031SS-38	2		A	1000Ohm, 0,001mA	CVVUCR	33	211121 J18	025	
002	HIFI FIF1 G -H . GRTN	H1G	H1G.-	-	H026	031SS-38	2		A	1000Ohm, 0,001mA	CVVUCR	33	211121 J18	036	
005	HIFI FIF1 G -H . G1	H1G	H1G.-	-	H026	031SS-38	2		A	1000Ohm, 0,001mA	CVVUCR	33	211121 J18	035	
001	HIFI FIF1 G -H . SHD		H1G.-	-	H026	031SS-38	2		A	Cable Shield	CVVUCR	33	211121 J18	016	
-															
-										No Overall Shd FPU to FTHs					

Astrium GmbH	**Pin Allocation List** (Harness)	Doc.No.: HP-2-ASED-IC-0014
Project: HERSCHEL		Issue: 1.0 Date: 21.04.2004
		Sheet: PAL-1 (of 1)

Connector: 111100 P12 **Function:** HIFI FPU Mixer Bias 2 Hor. **Conn.-Type:** MWDM2L-09S-6C3-.630

Item: HHFPU **Location:** 73 / on HIFI FPU **Backshell:** BS-SS-17A-01

EMC-Category: 2C/Sig H in Cryostat

Pin	Signal Designation	Interface-Code Circuit	Signal	Pos.	Ch. ID	Wiring	Grouping: Shd	Cable	Twist	Comment	Target-Item	Location	Connector	Pin	New
002	HIFI MX2-H . B	HMX	HMX.-	-	H002	051SS-38	2			1000 Ohm 2mA	CVVUCR	33	211121 J18	091	
003	HIFI MX2-H . VM	HMX	HMX.-	-	H002	051SS-38	2			1000 Ohm 0,001mA	CVVUCR	33	211121 J18	099	
004	HIFI MX2-H . IM	HMX	HMX.-	-	H002	051SS-38	2			1000 Ohm 0,001mA	CVVUCR	33	211121 J18	100	
007	HIFI MX2-H . BRTN	HMX	HMX.-	-	H002	051SS-38	2			1000 Ohm 2mA	CVVUCR	33	211121 J18	092	
008	HIFI MX2-H . VMRTN	HMX	HMX.-	-	H002	051SS-38	2			1000 Ohm 0,001mA	CVVUCR	33	211121 J18	093	
005	NC														
006	NC														
009	NC														
001	HIFI MX2-H . SHD	-	HMX.-	-	H002	051SS-38	2			Cable Shield	CVVUCR	33	211121 J18	098	
-															
-										No Overall Shd FPU to FTHs					

Astrium GmbH	**Pin Allocation List** (Harness)	Doc.No.: HP-2-ASED-IC-0014
Project: HERSCHEL		Issue: 1.0 Date: 21.04.2004
		Sheet: PAL-1 (of 1)

Connector: 111100 P40 **Function:** HIFI FPU 1. IF Ampl. 2 Hor **Conn.-Type:** MWDM2L-09S-6C3-.630

Item: HHFPU **Location:** 73 / on HIFI FPU **Backshell:** BS-SS-17A-01

EMC-Category: 2C/Sig H in Cryostat

		Interface-Code					Grouping:								
Pin	**Signal Designation**	**Circuit**	**Signal**	**Pos.**	**Ch. ID**	**Wiring**	**Shd**	**Cable**	**Twist**	**Comment**	**Target-Item**	**Location**	**Connector**	**Pin**	**New**
003	HIFI FIF2 D -H . D1	H1D	H1D.1	-	H027	031BS-30	1		B	25Ohm, 10mA	CVVUCR	33	211121 J18	034	
006	HIFI FIF2 D -H . D2	H1D	H1D.1	-	H027	031BS-30	1		B	25Ohm, 10mA	CVVUCR	33	211121 J18	045	
009	HIFI FIF2 D -H . DRTN	H1D	H1D.1	-	H027	031BS-30	1		B	25Ohm, 20mA	CVVUCR	33	211121 J18	044	
007	HIFI FIF2 D -H . SHD		H1D.1	-	H027	031BS-30	1		B	Cable Shield	CVVUCR	33	211121 J18	033	
-															
005	HIFI FIF2 G -H . G1	H1G	H1G.-	-	H028	031SS-38	2		B	1000Ohm, 0,001mA	CVVUCR	33	211121 J18	042	
008	HIFI FIF2 G -H . G2	H1G	H1G.-	-	H028	031SS-38	2		B	1000Ohm, 0,001mA	CVVUCR	33	211121 J18	043	
002	HIFI FIF2 G -H . GRTN	H1G	H1G.-	-	H028	031SS-38	2		B	1000Ohm, 0,001mA	CVVUCR	33	211121 J18	032	
001	HIFI FIF2 G -H . SHD		H1G.-	-	H028	031SS-38	2		B	Cable Shield	CVVUCR	33	211121 J18	031	
004	NC														
-															
-										No Overall Shd FPU to FTHs					

Astrium GmbH	**Pin Allocation List** (Harness)	Doc.No.: HP-2-ASED-IC-0014
Project: HERSCHEL		Issue: 1.0 Date: 21.04.2004
		Sheet: PAL-1 (of 1)

Connector: 111100 P13 **Function:** HIFI FPU Mixer Bias 3 Hor. **Conn.-Type:** MWDM2L-09S-6C3-.630

Item: HHFPU **Location:** 73 / on HIFI FPU **Backshell:** BS-SS-17A-01

EMC-Category: 2C/Sig H in Cryostat

Pin	Signal Designation	Interface-Code Circuit	Signal	Pos.	Ch. ID	Wiring	Grouping: Shd	Cable	Twist	Comment	Target-Item	Location	Connector	Pin	New
002	HIFI MX3-H . B	HMX	HMX.-	-	H003	051SS-38	3			1000 Ohm 2mA	CVVUCR	33	211121 J18	069	
003	HIFI MX3-H . VM	HMX	HMX.-	-	H003	051SS-38	3			1000 Ohm 0,001mA	CVVUCR	33	211121 J18	070	
004	HIFI MX3-H . IM	HMX	HMX.-	-	H003	051SS-38	3			1000 Ohm 0,001mA	CVVUCR	33	211121 J18	079	
007	HIFI MX3-H . BRTN	HMX	HMX.-	-	H003	051SS-38	3			1000 Ohm 2mA	CVVUCR	33	211121 J18	068	
008	HIFI MX3-H . VMRTN	HMX	HMX.-	-	H003	051SS-38	3			1000 Ohm 0,001mA	CVVUCR	33	211121 J18	078	
005	NC														
006	NC														
009	NC														
001	HIFI MX3-H . SHD		HMX.-	-	H003	051SS-38	3			Cable Shield	CVVUCR	33	211121 J18	087	
-															
-										No Overall Shd FPU to FTHs					

Astrium GmbH	**Pin Allocation List** (Harness)	Doc.No.: HP-2-ASED-IC-0014
Project: HERSCHEL		Issue: 1.0 Date: 21.04.2004
		Sheet: PAL-1 (of 1)

Connector: 111100 P41 **Function:** HIFI FPU 1. IF Ampl. 3 Hor **Conn.-Type:** MWDM2L-09S-6C3-.630

Item: HHFPU **Location:** 73 / on HIFI FPU **Backshell:** BS-SS-17A-01

EMC-Category: 2C/Sig H in Cryostat

		Interface-Code					Grouping:								
Pin	**Signal Designation**	**Circuit**	**Signal**	**Pos.**	**Ch. ID**	**Wiring**	**Shd**	**Cable**	**Twist**	**Comment**	**Target-Item**	**Location**	**Connector**	**Pin**	**New**
003	HIFI FIF3 D -H . D1	H1D	H1D.1	-	H029	031BS-30	1		C	25Ohm, 10mA	CVVUCR	33	211121 J18	030	
006	HIFI FIF3 D -H . D2	H1D	H1D.1	-	H029	031BS-30	1		C	25Ohm, 10mA	CVVUCR	33	211121 J18	041	
009	HIFI FIF3 D -H . DRTN	H1D	H1D.1	-	H029	031BS-30	1		C	25Ohm, 20mA	CVVUCR	33	211121 J18	040	
007	HIFI FIF3 D -H . SHD		H1D.1	-	H029	031BS-30	1		C	Cable Shield	CVVUCR	33	211121 J18	029	
-															
005	HIFI FIF3 G -H . G1	H1G	H1G.-	-	H030	031SS-38	2		C	1000Ohm, 0,001mA	CVVUCR	33	211121 J18	028	
008	HIFI FIF3 G -H . G2	H1G	H1G.-	-	H030	031SS-38	2		C	1000Ohm, 0,001mA	CVVUCR	33	211121 J18	039	
002	HIFI FIF3 G -H . GRTN	H1G	H1G.-	-	H030	031SS-38	2		C	1000Ohm, 0,001mA	CVVUCR	33	211121 J18	038	
001	HIFI FIF3 G -H . SHD		H1G.-	-	H030	031SS-38	2		C	Cable Shield	CVVUCR	33	211121 J18	027	
004	NC														
-															
-										No Overall Shd FPU to FTHs					

Astrium GmbH	**Pin Allocation List** (Harness)	Doc.No.: HP-2-ASED-IC-0014
Project: HERSCHEL		Issue: 1.0 Date: 21.04.2004
		Sheet: PAL-1 (of 1)

Connector: 111100 P14 **Function:** HIFI FPU Mixer Bias 4 Hor. **Conn.-Type:** MWDM2L-09S-6C3-.630

Item: HHFPU **Location:** 73 / on HIFI FPU **Backshell:** BS-SS-17A-01

EMC-Category: 2C/Sig H in Cryostat

Pin	Signal Designation	Interface-Code Circuit	Signal	Pos.	Ch. ID	Wiring	Grouping: Shd	Cable	Twist	Comment	Target-Item	Location	Connector	Pin	New
002	HIFI MX4-H . B	HMX	HMX.-	-	H004	051SS-38	4			1000 Ohm 2mA	CVVUCR	33	211121 J18	081	
003	HIFI MX4-H . VM	HMX	HMX.-	-	H004	051SS-38	4			1000 Ohm 0,001mA	CVVUCR	33	211121 J18	072	
004	HIFI MX4-H . IM	HMX	HMX.-	-	H004	051SS-38	4			1000 Ohm 0,001mA	CVVUCR	33	211121 J18	073	
007	HIFI MX4-H . BRTN	HMX	HMX.-	-	H004	051SS-38	4			1000 Ohm 2mA	CVVUCR	33	211121 J18	080	
008	HIFI MX4-H . VMRTN	HMX	HMX.-	-	H004	051SS-38	4			1000 Ohm 0,001mA	CVVUCR	33	211121 J18	082	
005	NC														
006	NC														
009	NC														
001	HIFI MX4-H . SHD		HMX.-	-	H004	051SS-38	4			Cable Shield	CVVUCR	33	211121 J18	071	
-															
-										No Overall Shd FPU to FTHs					

Astrium GmbH	**Pin Allocation List** (Harness)	Doc.No.: HP-2-ASED-IC-0014
Project: HERSCHEL		Issue: 1.0 Date: 21.04.2004
		Sheet: PAL-1 (of 1)

Connector: 111100 P42 **Function:** HIFI FPU 1. IF Ampl. 4 Hor **Conn.-Type:** MWDM2L-09S-6C3-.630

Item: HHFPU **Location:** 73 / on HIFI FPU **Backshell:** BS-SS-17A-01

EMC-Category: 2C/Sig H in Cryostat

		Interface-Code					Grouping:								
Pin	**Signal Designation**	**Circuit**	**Signal**	**Pos.**	**Ch. ID**	**Wiring**	**Shd**	**Cable**	**Twist**	**Comment**	**Target-Item**	**Location**	**Connector**	**Pin**	**New**
003	HIFI FIF4 D -H . D1	H1D	H1D.-	-	H031	041BS-30	1		D	25Ohm, 10mA	CVVUCR	33	211121 J18	014	
006	HIFI FIF4 D -H . D2	H1D	H1D.-	-	H031	041BS-30	1		D	25Ohm, 10mA	CVVUCR	33	211121 J18	015	
004	HIFI FIF4 D -H . TST	H1D	H1D.-	-	H031	041BS-30	1		D	25Ohm, 1mA	CVVUCR	33	211121 J18	023	
009	HIFI FIF4 D -H . DRTN	H1D	H1D.-	-	H031	041BS-30	1		D	25Ohm, 20mA	CVVUCR	33	211121 J18	024	
007	HIFI FIF4 D -H . SHD		H1D.-	-	H031	041BS-30	1		D	Cable Shield	CVVUCR	33	211121 J18	022	
-															
005	HIFI FIF4 G -H . G1	H1G	H1G.-	-	H032	031SS-38	2		D	1000Ohm, 0,001mA	CVVUCR	33	211121 J18	012	
008	HIFI FIF4 G -H . G2	H1G	H1G.-	-	H032	031SS-38	2		D	1000Ohm, 0,001mA	CVVUCR	33	211121 J18	013	
002	HIFI FIF4 G -H . GRTN	H1G	H1G.-	-	H032	031SS-38	2		D	1000Ohm, 0,001mA	CVVUCR	33	211121 J18	021	
001	HIFI FIF4 G -H . SHD		H1G.-	-	H032	031SS-38	2		D	Cable Shield	CVVUCR	33	211121 J18	020	
-															
-										No Overall Shd FPU to FTHs					

Astrium GmbH	**Pin Allocation List** (Harness)	Doc.No.: HP-2-ASED-IC-0014
Project: HERSCHEL		Issue: 1.0 Date: 21.04.2004
		Sheet: PAL-1 (of 1)

Connector: 111100 P15 **Function:** HIFI FPU Mixer Bias 5 Hor. **Conn.-Type:** MWDM2L-09S-6C3-.630

Item: HHFPU **Location:** 73 / on HIFI FPU **Backshell:** BS-SS-17A-01

EMC-Category: 2C/Sig H in Cryostat

		Interface-Code					Grouping:								
Pin	**Signal Designation**	**Circuit**	**Signal**	**Pos.**	**Ch. ID**	**Wiring**	**Shd**	**Cable**	**Twist**	**Comment**	**Target-Item**	**Location**	**Connector**	**Pin**	**New**
002	HIFI MX5-H . B	HMX	HMX.-	-	H005	051SS-38	5			1000 Ohm 2mA	CVVUCR	33	211121 J18	076	
003	HIFI MX5-H . VM	HMX	HMX.-	-	H005	051SS-38	5			1000 Ohm 0,001mA	CVVUCR	33	211121 J18	084	
004	HIFI MX5-H . IM	HMX	HMX.-	-	H005	051SS-38	5			1000 Ohm 0,001mA	CVVUCR	33	211121 J18	085	
007	HIFI MX5-H . BRTN	HMX	HMX.-	-	H005	051SS-38	5			1000 Ohm 2mA	CVVUCR	33	211121 J18	075	
008	HIFI MX5-H . VMRTN	HMX	HMX.-	-	H005	051SS-38	5			1000 Ohm 0,001mA	CVVUCR	33	211121 J18	074	
005	NC														
006	NC														
009	NC														
001	HIFI MX5-H . SHD		HMX.-	-	H005	051SS-38	5			Cable Shield	CVVUCR	33	211121 J18	083	
-															
-										No Overall Shd FPU to FTHs					

Astrium GmbH	**Pin Allocation List** (Harness)	Doc.No.: HP-2-ASED-IC-0014
Project: HERSCHEL		Issue: 1.0 Date: 21.04.2004
		Sheet: PAL-1 (of 1)

Connector: 111100 P43 **Function:** HIFI FPU 1. IF Ampl. 5 Hor **Conn.-Type:** MWDM2L-09S-6C3-.630

Item: HHFPU **Location:** 73 / on HIFI FPU **Backshell:** BS-SS-17A-01

EMC-Category: 2C/Sig H in Cryostat

		Interface-Code					Grouping:								
Pin	**Signal Designation**	**Circuit**	**Signal**	**Pos.**	**Ch. ID**	**Wiring**	**Shd**	**Cable**	**Twist**	**Comment**	**Target-Item**	**Location**	**Connector**	**Pin**	**New**
003	HIFI FIF5 D -H . D1	H1D	H1D.1	-	H033	031BS-30	1		E	25Ohm, 10mA	CVVUCR	33	211121 J18	017	
006	HIFI FIF5 D -H . D2	H1D	H1D.1	-	H033	031BS-30	1		E	25Ohm, 10mA	CVVUCR	33	211121 J18	037	
009	HIFI FIF5 D -H . DRTN	H1D	H1D.1	-	H033	031BS-30	1		E	25Ohm, 20mA	CVVUCR	33	211121 J18	026	
007	HIFI FIF5 D -H . SHD		H1D.1	-	H033	031BS-30	1		E	Cable Shield	CVVUCR	33	211121 J18	009	
-															
005	HIFI FIF5 G -H . G1	H1G	H1G.-	-	H034	031SS-38	2		E	1000Ohm, 0,001mA	CVVUCR	33	211121 J18	010	
008	HIFI FIF5 G -H . G2	H1G	H1G.-	-	H034	031SS-38	2		E	1000Ohm, 0,001mA	CVVUCR	33	211121 J18	019	
002	HIFI FIF5 G -H . GRTN	H1G	H1G.-	-	H034	031SS-38	2		E	1000Ohm, 0,001mA	CVVUCR	33	211121 J18	011	
001	HIFI FIF5 G -H . SHD		H1G.-	-	H034	031SS-38	2		E	Cable Shield	CVVUCR	33	211121 J18	018	
004	NC														
-															
-										No Overall Shd FPU to FTHs					

Astrium GmbH	**Pin Allocation List** (Harness)	Doc.No.: HP-2-ASED-IC-0014
Project: HERSCHEL		Issue: 1.0 Date: 21.04.2004
		Sheet: PAL-1 (of 1)

Connector: 111100 P16 **Function:** HIFI FPU Mixer Bias 6 Hor. **Conn.-Type:** MWDM2L-09S-6C3-.630

Item: HHFPU **Location:** 73 / on HIFI FPU **Backshell:** BS-SS-17A-01

EMC-Category: 2C/Sig H in Cryostat

Pin	Signal Designation	Interface-Code Circuit	Signal	Pos.	Ch. ID	Wiring	Grouping: Shd	Cable	Twist	Comment	Target-Item	Location	Connector	Pin	New
002	HIFI MX6-H . B	HMX	HMX.-	-	H006	051SS-38	6			1000 Ohm 2mA	CVVUCR	33	211121 J18	054	
003	HIFI MX6-H . VM	HMX	HMX.-	-	H006	051SS-38	6			1000 Ohm 0,001mA	CVVUCR	33	211121 J18	055	
004	HIFI MX6-H . IM	HMX	HMX.-	-	H006	051SS-38	6			1000 Ohm 0,001mA	CVVUCR	33	211121 J18	064	
007	HIFI MX6-H . BRTN	HMX	HMX.-	-	H006	051SS-38	6			1000 Ohm 2mA	CVVUCR	33	211121 J18	065	
008	HIFI MX6-H . VMRTN	HMX	HMX.-	-	H006	051SS-38	6			1000 Ohm 0,001mA	CVVUCR	33	211121 J18	066	
005	NC														
006	NC														
009	NC														
001	HIFI MX6-H . SHD		HMX.-	-	H006	051SS-38	6			Cable Shield	CVVUCR	33	211121 J18	053	
-															
-										No Overall Shd FPU to FTHs					

Astrium GmbH	**Pin Allocation List** (Harness)	Doc.No.: HP-2-ASED-IC-0014
Project: HERSCHEL		Issue: 1.0 Date: 21.04.2004
		Sheet: PAL-1 (of 1)

Connector: 111100 P44 **Function:** HIFI FPU 1. IF Ampl. 6 Hor **Conn.-Type:** MWDM2L-09S-6C3-.630

Item: HHFPU **Location:** 73 / on HIFI FPU **Backshell:** BS-SS-17A-01

EMC-Category: 2C/Sig H in Cryostat

		Interface-Code					Grouping:								
Pin	**Signal Designation**	**Circuit**	**Signal**	**Pos.**	**Ch. ID**	**Wiring**	**Shd**	**Cable**	**Twist**	**Comment**	**Target-Item**	**Location**	**Connector**	**Pin**	**New**
003	HIFI FIF6 D -H . D1	H1D	H1D.1	-	H035	031BS-30	1		F	25Ohm, 10mA	CVVUCR	33	211121 J18	001	
006	HIFI FIF6 D -H . D2	H1D	H1D.1	-	H035	031BS-30	1		F	25Ohm, 10mA	CVVUCR	33	211121 J18	002	
009	HIFI FIF6 D -H . DRTN	H1D	H1D.1	-	H035	031BS-30	1		F	25Ohm, 20mA	CVVUCR	33	211121 J18	003	
007	HIFI FIF6 D -H . SHD		H1D.1	-	H035	031BS-30	1		F	Cable Shield	CVVUCR	33	211121 J18	008	
-															
005	HIFI FIF6 G -H . G1	H1G	H1G.-	-	H036	031SS-38	2		F	1000Ohm, 0,001mA	CVVUCR	33	211121 J18	004	
008	HIFI FIF6 G -H . G2	H1G	H1G.-	-	H036	031SS-38	2		F	1000Ohm, 0,001mA	CVVUCR	33	211121 J18	005	
002	HIFI FIF6 G -H . GRTN	H1G	H1G.-	-	H036	031SS-38	2		F	1000Ohm, 0,001mA	CVVUCR	33	211121 J18	006	
001	HIFI FIF6 G -H . SHD		H1G.-	-	H036	031SS-38	2		F	Cable Shield	CVVUCR	33	211121 J18	007	
004	NC														
-															
-										No Overall Shd FPU to FTHs					

Astrium GmbH	**Pin Allocation List** (Harness)	Doc.No.: HP-2-ASED-IC-0014
Project: HERSCHEL		Issue: 1.0 Date: 21.04.2004
		Sheet: PAL-1 (of 1)

Connector: 111100 P17 **Function:** HIFI FPU Mixer Bias 7 Hor. **Conn.-Type:** MWDM2L-09S-6C3-.630

Item: HHFPU **Location:** 73 / on HIFI FPU **Backshell:** BS-SS-17A-01

EMC-Category: 2C/Sig H in Cryostat

Pin	Signal Designation	Interface-Code Circuit	Signal	Pos.	Ch. ID	Wiring	Grouping: Shd	Cable	Twist	Comment	Target-Item	Location	Connector	Pin	New
002	HIFI MX7-H . B	HMX	HMX.-	-	H007	051SS-38	7			1000 Ohm 2mA	CVVUCR	33	211121 J18	051	
003	HIFI MX7-H . VM	HMX	HMX.-	-	H007	051SS-38	7			1000 Ohm 0,001mA	CVVUCR	33	211121 J18	052	
004	HIFI MX7-H . IM	HMX	HMX.-	-	H007	051SS-38	7			1000 Ohm 0,001mA	CVVUCR	33	211121 J18	061	
007	HIFI MX7-H . BRTN	HMX	HMX.-	-	H007	051SS-38	7			1000 Ohm 2mA	CVVUCR	33	211121 J18	062	
008	HIFI MX7-H . VMRTN	HMX	HMX.-	-	H007	051SS-38	7			1000 Ohm 0,001mA	CVVUCR	33	211121 J18	063	
005	NC														
006	NC														
009	NC														
001	HIFI MX7-H . SHD		HMX.-	-	H007	051SS-38	7			Cable Shield	CVVUCR	33	211121 J18	050	
-															
-										No Overall SHD FPU to FTHs					

Astrium GmbH	**Pin Allocation List** (Harness)	Doc.No.: HP-2-ASED-IC-0014
Project: HERSCHEL		Issue: 1.0 Date: 21.04.2004
		Sheet: PAL-1 (of 1)

Connector: 111100 P45 **Function:** HIFI FPU 1. IF Ampl. 7 Hor **Conn.-Type:** MWDM2L-09S-6C3-.630

Item: HHFPU **Location:** 73 / on HIFI FPU **Backshell:** BS-SS-17A-01

EMC-Category: 2C/Sig H in Cryostat

		Interface-Code					Grouping:								
Pin	**Signal Designation**	**Circuit**	**Signal**	**Pos.**	**Ch. ID**	**Wiring**	**Shd**	**Cable**	**Twist**	**Comment**	**Target-Item**	**Location**	**Connector**	**Pin**	**New**
003	HIFI FIF7 D -H . D1	H1D	H1D.1	-	H037	031BS-30	1		G	25Ohm, 10mA	CVVUCR	33	211121 J18	056	
006	HIFI FIF7 D -H . D2	H1D	H1D.1	-	H037	031BS-30	1		G	25Ohm, 10mA	CVVUCR	33	211121 J18	057	
009	HIFI FIF7 D -H . DRTN	H1D	H1D.1	-	H037	031BS-30	1		G	25Ohm, 20mA	CVVUCR	33	211121 J18	046	
007	HIFI FIF7 D -H . SHD		H1D.1	-	H037	031BS-30	1		G	Cable Shield	CVVUCR	33	211121 J18	047	
-															
005	HIFI FIF7 G -H . G1	H1G	H1G.-	-	H038	031SS-38	2		G	1000Ohm, 0,001mA	CVVUCR	33	211121 J18	077	
008	HIFI FIF7 G -H . G2	H1G	H1G.-	-	H038	031SS-38	2		G	1000Ohm, 0,001mA	CVVUCR	33	211121 J18	086	
002	HIFI FIF7 G -H . GRTN	H1G	H1G.-	-	H038	031SS-38	2		G	1000Ohm, 0,001mA	CVVUCR	33	211121 J18	094	
001	HIFI FIF7 G -H . SHD		H1G.-	-	H038	031SS-38	2		G	Cable Shield	CVVUCR	33	211121 J18	067	
004	NC														
-															
-										No Overall Shd FPU to FTHs					

Astrium GmbH	**Pin Allocation List**	Doc.No.: HP-2-ASED-IC-0014
Project: HERSCHEL	**(Harness)**	Issue: 1.0 Date: 21.04.2004
		Sheet: PAL-1 (of 1)

Connector: 111100 P25 **Function:** HIFI FPU Magnets, Heaters Hor **Conn.-Type:** MWDM2L-09P-6C3-.630

Item: HHFPU **Location:** 73 / on HIFI FPU **Backshell:** BS-LS-17A-01

EMC-Category: 2C/Sig H in Cryostat

		Interface-Code					Grouping:								
Pin	**Signal Designation**	**Circuit**	**Signal**	**Pos.**	**Ch. ID**	**Wiring**	**Shd**	**Cable**	**Twist**	**Comment**	**Target-Item**	**Location**	**Connector**	**Pin**	**New**
006	HIFI MGHT1-H . HT	HMH	HMH.-	-	H015	041BS-38	15			100Ohm, 10mA	CVVUCR	33	211121 J16	079	
001	HIFI MGHT1-H . HTRTN	HMH	HMH.-	-	H015	041BS-38	15			100Ohm, 10mA	CVVUCR	33	211121 J16	070	
007	HIFI MGHT1-H . MG	HMH	HMH.-	-	H015	041BS-38	15			100Ohm, 15mA	CVVUCR	33	211121 J16	080	
002	HIFI MGHT1-H . MGRTN	HMH	HMH.-	-	H015	041BS-38	15			100Ohm, 15mA	CVVUCR	33	211121 J16	071	
004	NC														
005	NC														
008	NC														
009	NC														
003	HIFI MGHT1-H . SHD		HMH.-	-	H015	041BS-38	15			Cable Shield	CVVUCR	33	211121 J16	069	
-															
-										No Overall Shd FPU to FTHs					

Astrium GmbH	**Pin Allocation List** (Harness)	Doc.No.: HP-2-ASED-IC-0014
Project: HERSCHEL		Issue: 1.0 Date: 21.04.2004
		Sheet: PAL-1 (of 1)

Connector: 111100 P26 **Function:** HIFI FPU Magnets, Heaters Hor **Conn.-Type:** MWDM2L-09P-6C3-.630

Item: HHFPU **Location:** 73 / on HIFI FPU **Backshell:** BS-LS-17A-01

EMC-Category: 2C/Sig H in Cryostat

Pin	Signal Designation	Interface-Code Circuit	Signal	Pos.	Ch. ID	Wiring	Grouping: Shd	Cable	Twist	Comment	Target-Item	Location	Connector	Pin	New
006	HIFI MGHT2 -H . HT	HMH	HMH.-	-	H016	041BS-38	16			100Ohm, 10mA	CVVUCR	33	211121 J16	097	
001	HIFI MGHT2 -H . HTRTN	HMH	HMH.-	-	H016	041BS-38	16			100Ohm, 10mA	CVVUCR	33	211121 J16	089	
007	HIFI MGHT2 -H . MG	HMH	HMH.-	-	H016	041BS-38	16			100Ohm.15mA	CVVUCR	33	211121 J16	098	
002	HIFI MGHT2 -H . MGRTN	HMH	HMH.-	-	H016	041BS-38	16			100Ohm, 15mA	CVVUCR	33	211121 J16	090	
004	NC														
005	NC														
008	NC														
009	NC														
003	HIFI MGHT2 -H . SHD		HMH.-	-	H016	041BS-38	16			Cable Shield	CVVUCR	33	211121 J16	096	
-															
-										No Overall Shd FPU to FTHs					

Astrium GmbH	**Pin Allocation List** (Harness)	Doc.No.: HP-2-ASED-IC-0014
Project: HERSCHEL		Issue: 1.0 Date: 21.04.2004
		Sheet: PAL-1 (of 1)

Connector: 111100 P27 **Function:** HIFI FPU Magnets, Heaters Hor **Conn.-Type:** MWDM2L-09P-6C3-.630

Item: HHFPU **Location:** 73 / on HIFI FPU **Backshell:** BS-LS-17A-01

EMC-Category: 2C/Sig H in Cryostat

Pin	Signal Designation	Interface-Code Circuit	Signal	Pos.	Ch. ID	Wiring	Grouping: Shd	Cable	Twist	Comment	Target-Item	Location	Connector	Pin	New
006	HIFI MGHT3 -H . HT	HMH	HMH.-	-	H017	041BS-38	17			100Ohm, 10mA	CVVUCR	33	211121 J16	099	
001	HIFI MGHT3 -H . HTRTN	HMH	HMH.-	-	H017	041BS-38	17			100Ohm, 10mA	CVVUCR	33	211121 J16	091	
007	HIFI MGHT3 -H . MG	HMH	HMH.-	-	H017	041BS-38	17			100Ohm, 15mA	CVVUCR	33	211121 J16	100	
002	HIFI MGHT3 -H . MGRTN	HMH	HMH.-	-	H017	041BS-38	17			100Ohm, 15mA	CVVUCR	33	211121 J16	092	
004	NC														
005	NC														
008	NC														
009	NC														
003	HIFI MGHT3 -H . SHD		HMH.-	-	H017	041BS-38	17			Cable Shield	CVVUCR	33	211121 J16	093	
-															
-										No Overall Shd FPU to FTHs					

Astrium GmbH	**Pin Allocation List** (Harness)	Doc.No.: HP-2-ASED-IC-0014
Project: HERSCHEL		Issue: 1.0 Date: 21.04.2004
		Sheet: PAL-1 (of 1)

Connector: 111100 P28 **Function:** HIFI FPU Magnets, Heaters Hor **Conn.-Type:** MWDM2L-09P-6C3-.630

Item: HHFPU **Location:** 73 / on HIFI FPU **Backshell:** BS-LS-17A-01

EMC-Category: 2C/Sig H in Cryostat

		Interface-Code					Grouping:								
Pin	**Signal Designation**	**Circuit**	**Signal**	**Pos.**	**Ch. ID**	**Wiring**	**Shd**	**Cable**	**Twist**	**Comment**	**Target-Item**	**Location**	**Connector**	**Pin**	**New**
006	HIFI MGHT4 -H . HT	HMH	HMH.-	-	H018	041BS-38	18			100Ohm, 10mA	CVVUCR	33	211121 J16	081	
001	HIFI MGHT4 -H . HTRTN	HMH	HMH.-	-	H018	041BS-38	18			100Ohm, 10mA	CVVUCR	33	211121 J16	072	
007	HIFI MGHT4 -H . MG	HMH	HMH.-	-	H018	041BS-38	18			100Ohm,15mA	CVVUCR	33	211121 J16	082	
002	HIFI MGHT4 -H . MGRTN	HMH	HMH.-	-	H018	041BS-38	18			100Ohm, 15mA	CVVUCR	33	211121 J16	073	
004	NC														
005	NC														
008	NC														
009	NC														
003	HIFI MGHT4 -H . SHD		HMH.-	-	H018	041BS-38	18			Cable Shield	CVVUCR	33	211121 J16	083	
-															
-										No Overall Shd FPU to FTHs					

Astrium GmbH	**Pin Allocation List** (Harness)	Doc.No.: HP-2-ASED-IC-0014
Project: HERSCHEL		Issue: 1.0 Date: 21.04.2004
		Sheet: PAL-1 (of 1)

Connector: 111100 P29 **Function:** HIFI FPU Magnets, Heaters Hor **Conn.-Type:** MWDM2L-09P-6C3-.630

Item: HHFPU **Location:** 73 / on HIFI FPU **Backshell:** BS-LS-17A-01

EMC-Category: 2C/Sig H in Cryostat

Pin	Signal Designation	Interface-Code Circuit	Signal	Pos.	Ch. ID	Wiring	Grouping: Shd	Cable	Twist	Comment	Target-Item	Location	Connector	Pin	New
006	HIFI MGHT5 -H . HT	HMH	HMH.-	-	H019	041BS-38	19			100Ohm, 10mA	CVVUCR	33	211121 J16	084	
001	HIFI MGHT5 -H . HTRTN	HMH	HMH.-	-	H019	041BS-38	19			100Ohm, 10mA	CVVUCR	33	211121 J16	074	
007	HIFI MGHT5 -H . MG	HMH	HMH.-	-	H019	041BS-38	19			100Ohm,15mA	CVVUCR	33	211121 J16	085	
002	HIFI MGHT5 -H . MGRTN	HMH	HMH.-	-	H019	041BS-38	19			100Ohm, 15mA	CVVUCR	33	211121 J16	075	
004	NC														
005	NC														
008	NC														
009	NC														
003	HIFI MGHT5 -H . SHD		HMH.-	-	H019	041BS-38	19			Cable Shield	CVVUCR	33	211121 J16	076	
-															
-										No Overall Shd FPU to FTHs					

Astrium GmbH	**Pin Allocation List** (Harness)	Doc.No.: HP-2-ASED-IC-0014
Project: HERSCHEL		Issue: 1.0 Date: 21.04.2004
		Sheet: PAL-1 (of 1)

Connector: 111100 P53 **Function:** HIFI FPU 2. IF Ampl. 1 Hor **Conn.-Type:** MWDM2L-21S-6C3-.630

Item: HHFPU **Location:** 73 / on HIFI FPU **Backshell:** BS-SS-17C-01

EMC-Category: 2C/Sig H in Cryostat

Pin	Signal Designation	Interface-Code Circuit	Signal	Pos.	Ch. ID	Wiring	Grouping: Shd	Cable	Twist	Comment	Target-Item	Location	Connector	Pin	New
012	HIFI SIF D1 -H . RTN1	H2D	H2D.-	-	H053	051BS-30	1				CVVUCR	33	211121 J16	061	
002	HIFI SIF D1 -H . TST	H2D	H2D.-	-	H053	051BS-30	1			051BS30	CVVUCR	33	211121 J16	066	
013	HIFI SIF D1 -H . SIF1	H2D	H2D.-	-	H053	051BS-30	1				CVVUCR	33	211121 J16	052	
003	HIFI SIF D1 -H . SIF2	H2D	H2D.-	-	H053	051BS-30	1				CVVUCR	33	211121 J16	063	
014	HIFI SIF D1 -H . SIF3	H2D	H2D.-	-	H053	051BS-30	1			25Ohm, 10mA	CVVUCR	33	211121 J16	051	
001	HIFI SIF D1 -H . SHD01		H2D.-	-	H053	051BS-30	1			Cable Shd	CVVUCR	33	211121 J16	050	
-															
004	HIFI SIF D1 -H . SIF4	H2D	H2D.-	-	H053	051BS-30	2			051BS30	CVVUCR	33	211121 J16	062	
015	HIFI SIF D1 -H . SIF5	H2D	H2D.-	-	H053	051BS-30	2				CVVUCR	33	211121 J16	054	
005	HIFI SIF D1 -H . SIF6	H2D	H2D.-	-	H053	051BS-30	2				CVVUCR	33	211121 J16	065	
016	HIFI SIF D1 -H . SIF7	H2D	H2D.-	-	H053	051BS-30	2			25Ohm, 1mA	CVVUCR	33	211121 J16	055	
006	HIFI SIF D1 -H . RTN2	H2D	H2D.-	-	H053	051BS-30	2				CVVUCR	33	211121 J16	064	
017	HIFI SIF D1 -H . SHD02		H2D.-	-	H053	051BS-30	2			Cable Shield	CVVUCR	33	211121 J16	053	
-															
019	HIFI SIF G1 -H . ARTN	H2G	H2G.-	-	H054	041SS-38	3				CVVUCR	33	211121 J16	048	
009	HIFI SIF G1 -H . GA	H2G	H2G.-	-	H054	041SS-38	3			041SS38	CVVUCR	33	211121 J16	059	
020	HIFI SIF G1 -H . BRTN	H2G	H2G.-	-	H054	041SS-38	3				CVVUCR	33	211121 J16	049	
010	HIFI SIF G1 -H . GB	H2G	H2G.-	-	H054	041SS-38	3			1000Ohm, 0,001mA	CVVUCR	33	211121 J16	060	
021	HIFI SIF G1 -H . SHD03		H2G.-	-	H054	041SS-38	3			Cable Shield	CVVUCR	33	211121 J16	047	
007	NC														
008	NC														
011	NC														
018	NC														
-										No Overall Shd FPU to FTHs					

Astrium GmbH	**Pin Allocation List**	Doc.No.: HP-2-ASED-IC-0014
Project: HERSCHEL	**(Harness)**	Issue: 1.0 Date: 21.04.2004
		Sheet: PAL-1 (of 1)

Connector: 111100 P54 **Function:** HIFI FPU 2. IF Ampl. 2 Hor **Conn.-Type:** MWDM2L-21S-6C3-.630

Item: HHFPU **Location:** 73 / on HIFI FPU **Backshell:** BS-SS-17C-01

EMC-Category: 2C/Sig H in Cryostat

		Interface-Code					Grouping:								
Pin	**Signal Designation**	**Circuit**	**Signal**	**Pos.**	**Ch. ID**	**Wiring**	**Shd**	**Cable**	**Twist**	**Comment**	**Target-Item**	**Location**	**Connector**	**Pin**	**New**
012	HIFI SIF D2 -H . RTN1	H2D	H2D.-	-	H055	051BS-30	1				CVVUCR	33	211121 J16	040	
002	HIFI SIF D2 -H . TST	H2D	H2D.-	-	H055	051BS-30	1			051BS30	CVVUCR	33	211121 J16	045	
013	HIFI SIF D2 -H . SIF1	H2D	H2D.-	-	H055	051BS-30	1				CVVUCR	33	211121 J16	030	
003	HIFI SIF D2 -H . SIF2	H2D	H2D.-	-	H055	051BS-30	1			25Ohm, 10mA	CVVUCR	33	211121 J16	041	
014	HIFI SIF D2 -H . SIF3	H2D	H2D.-	-	H055	051BS-30	1				CVVUCR	33	211121 J16	042	
001	HIFI SIF D2 -H . SHD01		H2D.-	-	H055	051BS-30	1			Cable Shield	CVVUCR	33	211121 J16	029	
-															
004	HIFI SIF D2 -H . SIF4	H2D	H2D.-	-	H055	051BS-30	2			051BS30	CVVUCR	33	211121 J16	031	
015	HIFI SIF D2 -H . SIF5	H2D	H2D.-	-	H055	051BS-30	2				CVVUCR	33	211121 J16	033	
005	HIFI SIF D2 -H . SIF6	H2D	H2D.-	-	H055	051BS-30	2			25Ohm, 10mA	CVVUCR	33	211121 J16	044	
016	HIFI SIF D2 -H . SIF7	H2D	H2D.-	-	H055	051BS-30	2				CVVUCR	33	211121 J16	034	
006	HIFI SIF D2 -H . RTN2	H2D	H2D.-	-	H055	051BS-30	2				CVVUCR	33	211121 J16	043	
017	HIFI SIF D2 -H . SHD02		H2D.-	-	H055	051BS-30	2			Cable Shield	CVVUCR	33	211121 J16	032	
-															
019	HIFI SIF G2 -H . ARTN	H2G	H2G.-	-	H056	041SS-38	3				CVVUCR	33	211121 J16	027	
009	HIFI SIF G2 -H . GA	H2G	H2G.-	-	H056	041SS-38	3			041SS38	CVVUCR	33	211121 J16	038	
020	HIFI SIF G2 -H . BRTN	H2G	H2G.-	-	H056	041SS-38	3				CVVUCR	33	211121 J16	028	
010	HIFI SIF G2 -H . GB	H2G	H2G.-	-	H056	041SS-38	3			1000Ohm, 0,001mA	CVVUCR	33	211121 J16	025	
021	HIFI SIF G2 -H . SHD03		H2G.-	-	H056	041SS-38	3			Cable Shield	CVVUCR	33	211121 J16	037	
007	NC														
008	NC														
011	NC														
018	NC														
-										No Overall Shd FPU to FTHs					

Astrium GmbH	**Pin Allocation List** (Harness)	Doc.No.: HP-2-ASED-IC-0014
Project: HERSCHEL		Issue: 1.0 Date: 21.04.2004
		Sheet: PAL-1 (of 1)

Connector: 111100 P55 **Function:** HIFI FPU 2. IF Ampl. 3 Hor **Conn.-Type:** MWDM2L-21S-6C3-.630

Item: HHFPU **Location:** 73 / on HIFI FPU **Backshell:** BS-SS-17C-01

EMC-Category: 2C/Sig H in Cryostat

Pin	Signal Designation	Interface-Code Circuit	Signal	Pos.	Ch. ID	Wiring	Grouping: Shd	Cable	Twist	Comment	Target-Item	Location	Connector	Pin	New
012	HIFI SIF D3 -H . RTN1	H2D	H2D.-	-	H057	051BS-30	1				CVVUCR	33	211121 J16	019	
002	HIFI SIF D3 -H . TST	H2D	H2D.-	-	H057	051BS-30	1			051BS30	CVVUCR	33	211121 J16	023	
013	HIFI SIF D3 -H . SIF1	H2D	H2D.-	-	H057	051BS-30	1				CVVUCR	33	211121 J16	012	
003	HIFI SIF D3 -H . SIF2	H2D	H2D.-	-	H057	051BS-30	1			25Ohm, 10mA	CVVUCR	33	211121 J16	021	
014	HIFI SIF D3 -H . SIF3	H2D	H2D.-	-	H057	051BS-30	1				CVVUCR	33	211121 J16	011	
001	HIFI SIF D3 -H . SHD01		H2D.-	-	H057	051BS-30	1			Cable Shield	CVVUCR	33	211121 J16	010	
-															
004	HIFI SIF D3 -H . SIF4	H2D	H2D.-	-	H057	051BS-30	2			051BS30	CVVUCR	33	211121 J16	020	
015	HIFI SIF D3 -H . SIF5	H2D	H2D.-	-	H057	051BS-30	2				CVVUCR	33	211121 J16	015	
005	HIFI SIF D3 -H . SIF6	H2D	H2D.-	-	H057	051BS-30	2			25Ohm, 10mA	CVVUCR	33	211121 J16	024	
016	HIFI SIF D3 -H . SIF7	H2D	H2D.-	-	H057	051BS-30	2				CVVUCR	33	211121 J16	014	
006	HIFI SIF D3 -H . RTN2	H2D	H2D.-	-	H057	051BS-30	2				CVVUCR	33	211121 J16	022	
017	HIFI SIF D3 -H . SHD02		H2D.-	-	H057	051BS-30	2			Cable Shield	CVVUCR	33	211121 J16	013	
-															
019	HIFI SIF G3 -H . ARTN	H2G	H2G.-	-	H058	041SS-38	3				CVVUCR	33	211121 J16	005	
009	HIFI SIF G3 -H . GA	H2G	H2G.-	-	H058	041SS-38	3			041SS38	CVVUCR	33	211121 J16	004	
020	HIFI SIF G3 -H . BRTN	H2G	H2G.-	-	H058	041SS-38	3				CVVUCR	33	211121 J16	006	
010	HIFI SIF G3 -H . GB	H2G	H2G.-	-	H058	041SS-38	3			1000Ohm, 0,001mA	CVVUCR	33	211121 J16	007	
021	HIFI SIF G3 -H . SHD03		H2G.-	-	H058	041SS-38	3			Cable Shield	CVVUCR	33	211121 J16	003	
007	NC														
008	NC														
011	NC														
018	NC														
-										No Overall Shd FPU to FTHs					

Astrium GmbH	**Pin Allocation List** (Harness)	Doc.No.: HP-2-ASED-IC-0014
Project: HERSCHEL		Issue: 1.0 Date: 21.04.2004
		Sheet: PAL-1 (of 1)

Connector: 111100 P18 **Function:** HIFI FPU Mixer Bias 1 Ver. **Conn.-Type:** MWDM2L-09S-6C3-.630

Item: HHFPU **Location:** 73 / on HIFI FPU **Backshell:** 507 E 196 M 9

EMC-Category: 2C/Sig H in Cryostat

		Interface-Code					Grouping:								
Pin	**Signal Designation**	**Circuit**	**Signal**	**Pos.**	**Ch. ID**	**Wiring**	**Shd**	**Cable**	**Twist**	**Comment**	**Target-Item**	**Location**	**Connector**	**Pin**	**New**
002	HIFI MX1-V . B	HMX	HMX.-	-	H008	051SS-38	8			1000 Ohm 2mA	CVVUCR	33	211121 J19	096	
003	HIFI MX1-V . VM	HMX	HMX.-	-	H008	051SS-38	8			1000 Ohm 0,001mA	CVVUCR	33	211121 J19	097	
004	HIFI MX1-V . IM	HMX	HMX.-	-	H008	051SS-38	8			1000 Ohm 0,001mA	CVVUCR	33	211121 J19	090	
007	HIFI MX1-V . BRTN	HMX	HMX.-	-	H008	051SS-38	8			1000 Ohm 2mA	CVVUCR	33	211121 J19	088	
008	HIFI MX1-V . VMRTN	HMX	HMX.-	-	H008	051SS-38	8			1000 Ohm 0,001mA	CVVUCR	33	211121 J19	089	
005	NC														
006	NC														
009	NC														
001	HIFI MX1-V . SHD		HMX.-	-	H008	051SS-38	8			Cable Shield	CVVUCR	33	211121 J19	095	
-															
-										No Overall Shd FPU to FTHs					

Astrium GmbH	**Pin Allocation List** (Harness)	Doc.No.: HP-2-ASED-IC-0014
Project: HERSCHEL		Issue: 1.0 Date: 21.04.2004
		Sheet: PAL-1 (of 1)

Connector: 111100 P46 **Function:** HIFI FPU 1. IF Ampl. 1 Ver **Conn.-Type:** MWDM2L-09S-6C3-.630

Item: HHFPU **Location:** 73 / on HIFI FPU **Backshell:** 507 E 196 M 9

EMC-Category: 2C/Sig H in Cryostat

Pin	Signal Designation	Interface-Code Circuit	Signal	Pos.	Ch. ID	Wiring	Grouping: Shd	Cable	Twist	Comment	Target-Item	Location	Connector	Pin	New
003	HIFI FIF1 D -V . D1	H1D	H1D.-	-	H039	041BS-30	1		H	25Ohm, 10mA	CVVUCR	33	211121 J19	048	
006	HIFI FIF1 D -V . D2	H1D	H1D.-	-	H039	041BS-30	1		H	25Ohm, 10mA	CVVUCR	33	211121 J19	049	
004	HIFI FIF1 D -V . TST	H1D	H1D.-	-	H039	041BS-30	1		H	25Ohm, 1mA	CVVUCR	33	211121 J19	059	
009	HIFI FIF1 D -V . DRTN	H1D	H1D.-	-	H039	041BS-30	1		H	25Ohm, 20mA	CVVUCR	33	211121 J19	060	
007	HIFI FIF1 D -V . SHD		H1D.-	-	H039	041BS-30	1		H	Cable Shield	CVVUCR	33	211121 J19	058	
-															
005	HIFI FIF1 G -V . G1	H1G	H1G.-	-	H040	031SS-38	2		H	1000Ohm, 0,001mA	CVVUCR	33	211121 J19	025	
008	HIFI FIF1 G -V . G2	H1G	H1G.-	-	H040	031SS-38	2		H	1000Ohm, 0,001mA	CVVUCR	33	211121 J19	036	
002	HIFI FIF1 G -V . GRTN	H1G	H1G.-	-	H040	031SS-38	2		H	1000Ohm, 0,001mA	CVVUCR	33	211121 J19	035	
001	HIFI FIF1 G -V . SHD		H1G.-	-	H040	031SS-38	2		H	Cable Shield	CVVUCR	33	211121 J19	016	
-															
-										No Overall Shd FPU to FTHs					

Astrium GmbH	**Pin Allocation List** (Harness)	Doc.No.: HP-2-ASED-IC-0014
Project: HERSCHEL		Issue: 1.0 Date: 21.04.2004
		Sheet: PAL-1 (of 1)

Connector: 111100 P19 **Function:** HIFI FPU Mixer Bias 2 Ver. **Conn.-Type:** MWDM2L-09S-6C3-.630

Item: HHFPU **Location:** 73 / on HIFI FPU **Backshell:** 507 E 196 M 9

EMC-Category: 2C/Sig H in Cryostat

Pin	Signal Designation	Interface-Code Circuit	Signal	Pos.	Ch. ID	Wiring	Grouping: Shd	Cable	Twist	Comment	Target-Item	Location	Connector	Pin	New
002	HIFI MX2-V . B	HMX	HMX.-	-	H009	051SS-38	9			1000 Ohm 2mA	CVVUCR	33	211121 J19	091	
003	HIFI MX2-V . VM	HMX	HMX.-	-	H009	051SS-38	9			1000 Ohm 0,001mA	CVVUCR	33	211121 J19	099	
004	HIFI MX2-V . IM	HMX	HMX.-	-	H009	051SS-38	9			1000 Ohm 0,001mA	CVVUCR	33	211121 J19	100	
007	HIFI MX2-V . BRTN	HMX	HMX.-	-	H009	051SS-38	9			1000 Ohm 2mA	CVVUCR	33	211121 J19	092	
008	HIFI MX2-V . VMRTN	HMX	HMX.-	-	H009	051SS-38	9			1000 Ohm 0,001mA	CVVUCR	33	211121 J19	093	
005	NC														
006	NC														
009	NC														
001	HIFI MX2-V . SHD		HMX.-	-	H009	051SS-38	9			Cable Shield	CVVUCR	33	211121 J19	098	
-															
-										No Overall Shd FPU to FTHs					

Astrium GmbH	**Pin Allocation List** (Harness)	Doc.No.: HP-2-ASED-IC-0014
Project: HERSCHEL		Issue: 1.0 Date: 21.04.2004
		Sheet: PAL-1 (of 1)

Connector: 111100 P47 **Function:** HIFI FPU 1. IF Ampl. 2 Ver **Conn.-Type:** MWDM2L-09S-6C3-.630

Item: HHFPU **Location:** 73 / on HIFI FPU **Backshell:** 507 E 196 M 9

EMC-Category: 2C/Sig H in Cryostat

		Interface-Code					Grouping:								
Pin	**Signal Designation**	**Circuit**	**Signal**	**Pos.**	**Ch. ID**	**Wiring**	**Shd**	**Cable**	**Twist**	**Comment**	**Target-Item**	**Location**	**Connector**	**Pin**	**New**
003	HIFI FIF2 D -V . D1	H1D	H1D.1	-	H041	031BS-30	1		I	25Ohm, 10mA	CVVUCR	33	211121 J19	034	
006	HIFI FIF2 D -V . D2	H1D	H1D.1	-	H041	031BS-30	1		I	25Ohm, 10mA	CVVUCR	33	211121 J19	045	
009	HIFI FIF2 D -V . DRTN	H1D	H1D.1	-	H041	031BS-30	1		I	25Ohm, 20mA	CVVUCR	33	211121 J19	044	
007	HIFI FIF2 D -V . SHD		H1D.1	-	H041	031BS-30	1		I	Cable Shield	CVVUCR	33	211121 J19	033	
-															
005	HIFI FIF2 G -V . G1	H1G	H1G.-	-	H042	031SS-38	2		I	1000Ohm, 0,001mA	CVVUCR	33	211121 J19	042	
008	HIFI FIF2 G -V . G2	H1G	H1G.-	-	H042	031SS-38	2		I	1000Ohm, 0,001mA	CVVUCR	33	211121 J19	043	
002	HIFI FIF2 G -V . GRTN	H1G	H1G.-	-	H042	031SS-38	2		I	1000Ohm, 0,001mA	CVVUCR	33	211121 J19	032	
001	HIFI FIF2 G -V . SHD		H1G.-	-	H042	031SS-38	2		I	Cable Shield	CVVUCR	33	211121 J19	031	
004	NC														
-															
-										No Overall Shd FPU to FTHs					

Astrium GmbH	**Pin Allocation List** (Harness)	Doc.No.: HP-2-ASED-IC-0014
Project: HERSCHEL		Issue: 1.0 Date: 21.04.2004
		Sheet: PAL-1 (of 1)

Connector: 111100 P20 **Function:** HIFI FPU Mixer Bias 3 Ver. **Conn.-Type:** MWDM2L-09S-6C3-.630

Item: HHFPU **Location:** 73 / on HIFI FPU **Backshell:** 507 E 196 M 9

EMC-Category: 2C/Sig H in Cryostat

		Interface-Code					Grouping:								
Pin	**Signal Designation**	**Circuit**	**Signal**	**Pos.**	**Ch. ID**	**Wiring**	**Shd**	**Cable**	**Twist**	**Comment**	**Target-Item**	**Location**	**Connector**	**Pin**	**New**
002	HIFI MX3-V . B	HMX	HMX.-	-	H010	051SS-38	10			1000 Ohm 2mA	CVVUCR	33	211121 J19	069	
003	HIFI MX3-V . VM	HMX	HMX.-	-	H010	051SS-38	10			1000 Ohm 0,001mA	CVVUCR	33	211121 J19	070	
004	HIFI MX3-V . IM	HMX	HMX.-	-	H010	051SS-38	10			1000 Ohm 0,001mA	CVVUCR	33	211121 J19	079	
007	HIFI MX3-V . BRTN	HMX	HMX.-	-	H010	051SS-38	10			1000 Ohm 2mA	CVVUCR	33	211121 J19	068	
008	HIFI MX3-V . VMRTN	HMX	HMX.-	-	H010	051SS-38	10			1000 Ohm 0,001mA	CVVUCR	33	211121 J19	078	
005	NC														
006	NC														
009	NC														
001	HIFI MX3-V . SHD		HMX.-	-	H010	051SS-38	10			Cable Shield	CVVUCR	33	211121 J19	087	
-															
-										No Overall Shd FPU to FTHs					

Astrium GmbH	**Pin Allocation List** (Harness)	Doc.No.: HP-2-ASED-IC-0014
Project: HERSCHEL		Issue: 1.0 Date: 21.04.2004
		Sheet: PAL-1 (of 1)

Connector: 111100 P48 **Function:** HIFI FPU 1. IF Ampl. 3 Ver **Conn.-Type:** MWDM2L-09S-6C3-.630

Item: HHFPU **Location:** 73 / on HIFI FPU **Backshell:** 507 E 196 M 9

EMC-Category: 2C/Sig H in Cryostat

		Interface-Code					Grouping:								
Pin	**Signal Designation**	**Circuit**	**Signal**	**Pos.**	**Ch. ID**	**Wiring**	**Shd**	**Cable**	**Twist**	**Comment**	**Target-Item**	**Location**	**Connector**	**Pin**	**New**
003	HIFI FIF3 D -V . D1	H1D	H1D.1	-	H043	031BS-30	1		J	25Ohm, 10mA	CVVUCR	33	211121 J19	030	
006	HIFI FIF3 D -V . D2	H1D	H1D.1	-	H043	031BS-30	1		J	25Ohm, 10mA	CVVUCR	33	211121 J19	041	
009	HIFI FIF3 D -V . DRTN	H1D	H1D.1	-	H043	031BS-30	1		J	25Ohm, 20mA	CVVUCR	33	211121 J19	040	
007	HIFI FIF3 D -V . SHD		H1D.1	-	H043	031BS-30	1		J	Cable Shield	CVVUCR	33	211121 J19	029	
-															
005	HIFI FIF3 G -V . G1	H1G	H1G.-	-	H044	031SS-38	2		J	1000Ohm, 0,001mA	CVVUCR	33	211121 J19	028	
008	HIFI FIF3 G -V . G2	H1G	H1G.-	-	H044	031SS-38	2		J	1000Ohm, 0,001mA	CVVUCR	33	211121 J19	039	
002	HIFI FIF3 G -V . GRTN	H1G	H1G.-	-	H044	031SS-38	2		J	1000Ohm, 0,001mA	CVVUCR	33	211121 J19	038	
001	HIFI FIF3 G -V . SHD		H1G.-	-	H044	031SS-38	2		J	Cable Shield	CVVUCR	33	211121 J19	027	
004	NC														
-															
-										No Overall Shd FPU to FTHs					

Astrium GmbH	**Pin Allocation List** (Harness)	Doc.No.: HP-2-ASED-IC-0014
Project: HERSCHEL		Issue: 1.0 Date: 21.04.2004
		Sheet: PAL-1 (of 1)

Connector: 111100 P21 **Function:** HIFI FPU Mixer Bias 4 Ver. **Conn.-Type:** MWDM2L-09S-6C3-.630

Item: HHFPU **Location:** 73 / on HIFI FPU **Backshell:** 507 E 196 M 9

EMC-Category: 2C/Sig H in Cryostat

Pin	Signal Designation	Interface-Code Circuit	Signal	Pos.	Ch. ID	Wiring	Grouping: Shd	Cable	Twist	Comment	Target-Item	Location	Connector	Pin	New
002	HIFI MX4-V . B	HMX	HMX.-	-	H011	051SS-38	11			1000 Ohm 2mA	CVVUCR	33	211121 J19	081	
003	HIFI MX4-V . VM	HMX	HMX.-	-	H011	051SS-38	11			1000 Ohm 0,001mA	CVVUCR	33	211121 J19	072	
004	HIFI MX4-V . IM	HMX	HMX.-	-	H011	051SS-38	11			1000 Ohm 0,001mA	CVVUCR	33	211121 J19	073	
007	HIFI MX4-V . BRTN	HMX	HMX.-	-	H011	051SS-38	11			1000 Ohm 2mA	CVVUCR	33	211121 J19	080	
008	HIFI MX4-V . VMRTN	HMX	HMX.-	-	H011	051SS-38	11			1000 Ohm 0,001mA	CVVUCR	33	211121 J19	082	
005	NC														
006	NC														
009	NC														
001	HIFI MX4-V . SHD		HMX.-	-	H011	051SS-38	11			Cable Shield	CVVUCR	33	211121 J19	071	
-															
-										No Overall Shd FPU to FTHs					

Astrium GmbH	**Pin Allocation List** (Harness)	Doc.No.: HP-2-ASED-IC-0014
Project: HERSCHEL		Issue: 1.0 Date: 21.04.2004
		Sheet: PAL-1 (of 1)

Connector: 111100 P49 **Function:** HIFI FPU 1. IF Ampl. 4 Ver **Conn.-Type:** MWDM2L-09S-6C3-.630

Item: HHFPU **Location:** 73 / on HIFI FPU **Backshell:** 507 E 196 M 9

EMC-Category: 2C/Sig H in Cryostat

Pin	Signal Designation	Interface-Code Circuit	Signal	Pos.	Ch. ID	Wiring	Grouping: Shd	Cable	Twist	Comment	Target-Item	Location	Connector	Pin	New
003	HIFI FIF4 D -V . D1	H1D	H1D.-	-	H045	041BS-30	1		K	25Ohm, 10mA	CVVUCR	33	211121 J19	014	
006	HIFI FIF4 D -V . D2	H1D	H1D.-	-	H045	041BS-30	1		K	25Ohm, 10mA	CVVUCR	33	211121 J19	015	
004	HIFI FIF4 D -V . TST	H1D	H1D.-	-	H045	041BS-30	1		K	25Ohm, 1mA	CVVUCR	33	211121 J19	023	
009	HIFI FIF4 D -V . DRTN	H1D	H1D.-	-	H045	041BS-30	1		K	25Ohm, 20mA	CVVUCR	33	211121 J19	024	
007	HIFI FIF4 D -V . SHD		H1D.-	-	H045	041BS-30	1		K	Cable Shield	CVVUCR	33	211121 J19	022	
-															
005	HIFI FIF4 G -V . G1	H1G	H1G.-	-	H046	031SS-38	2		K	1000Ohm, 0,001mA	CVVUCR	33	211121 J19	012	
008	HIFI FIF4 G -V . G2	H1G	H1G.-	-	H046	031SS-38	2		K	1000Ohm, 0,001mA	CVVUCR	33	211121 J19	013	
002	HIFI FIF4 G -V . GRTN	H1G	H1G.-	-	H046	031SS-38	2		K	1000Ohm, 0,001mA	CVVUCR	33	211121 J19	021	
001	HIFI FIF4 G -V . SHD		H1G.-	-	H046	031SS-38	2		K	Cable Shield	CVVUCR	33	211121 J19	020	
-															
-										No Overall Shd FPU to FTHs					

Astrium GmbH	**Pin Allocation List** (Harness)	Doc.No.: HP-2-ASED-IC-0014
Project: HERSCHEL		Issue: 1.0 Date: 21.04.2004
		Sheet: PAL-1 (of 1)

Connector: 111100 P22 **Function:** HIFI FPU Mixer Bias 5 Ver. **Conn.-Type:** MWDM2L-09S-6C3-.630

Item: HHFPU **Location:** 73 / on HIFI FPU **Backshell:** 507 E 196 M 9

EMC-Category: 2C/Sig H in Cryostat

Pin	Signal Designation	Interface-Code Circuit	Signal	Pos.	Ch. ID	Wiring	Grouping: Shd	Cable	Twist	Comment	Target-Item	Location	Connector	Pin	New
002	HIFI MX5-V . B	HMX	HMX.-	-	H012	051SS-38	12			1000 Ohm 2mA	CVVUCR	33	211121 J19	076	
003	HIFI MX5-V . VM	HMX	HMX.-	-	H012	051SS-38	12			1000 Ohm 0,001mA	CVVUCR	33	211121 J19	084	
004	HIFI MX5-V . IM	HMX	HMX.-	-	H012	051SS-38	12			1000 Ohm 0,001mA	CVVUCR	33	211121 J19	085	
007	HIFI MX5-V . BRTN	HMX	HMX.-	-	H012	051SS-38	12			1000 Ohm 2mA	CVVUCR	33	211121 J19	075	
008	HIFI MX5-V . VMRTN	HMX	HMX.-	-	H012	051SS-38	12			1000 Ohm 0,001mA	CVVUCR	33	211121 J19	074	
005	NC														
006	NC														
009	NC														
001	HIFI MX5-V . SHD		HMX.-	-	H012	051SS-38	12			Cable Shield	CVVUCR	33	211121 J19	083	
-															
-										No Overall Shd FPU to FTHs					

Astrium GmbH	**Pin Allocation List** (Harness)	Doc.No.: HP-2-ASED-IC-0014
Project: HERSCHEL		Issue: 1.0 Date: 21.04.2004
		Sheet: PAL-1 (of 1)

Connector: 111100 P50 **Function:** HIFI FPU 1. IF Ampl. 5 Ver **Conn.-Type:** MWDM2L-09S-6C3-.630

Item: HHFPU **Location:** 73 / on HIFI FPU **Backshell:** 507 E 196 M 9

EMC-Category: 2C/Sig H in Cryostat

Pin	Signal Designation	Interface-Code Circuit	Signal	Pos.	Ch. ID	Wiring	Grouping: Shd	Cable	Twist	Comment	Target-Item	Location	Connector	Pin	New
003	HIFI FIF5 D -V . D1	H1D	H1D.1	-	H047	031BS-30	1		L	25Ohm, 10mA	CVVUCR	33	211121 J19	017	
006	HIFI FIF5 D -V . D2	H1D	H1D.1	-	H047	031BS-30	1		L	25Ohm, 10mA	CVVUCR	33	211121 J19	037	
009	HIFI FIF5 D -V . DRTN	H1D	H1D.1	-	H047	031BS-30	1		L	25Ohm, 20mA	CVVUCR	33	211121 J19	026	
007	HIFI FIF5 D -V . SHD		H1D.1	-	H047	031BS-30	1		L	Cable Shield	CVVUCR	33	211121 J19	009	
-															
005	HIFI FIF5 G -V . G1	H1G	H1G.-	-	H048	031SS-38	2		L	1000Ohm, 0,001mA	CVVUCR	33	211121 J19	010	
008	HIFI FIF5 G -V . G2	H1G	H1G.-	-	H048	031SS-38	2		L	1000Ohm, 0,001mA	CVVUCR	33	211121 J19	019	
002	HIFI FIF5 G -V . GRTN	H1G	H1G.-	-	H048	031SS-38	2		L	1000Ohm, 0,001mA	CVVUCR	33	211121 J19	011	
001	HIFI FIF5 G -V . SHD		H1G.-	-	H048	031SS-38	2		L	Cable Shield	CVVUCR	33	211121 J19	018	
004	NC														
-															
-										No Overall Shd FPU to FTHs					

Astrium GmbH	**Pin Allocation List** (Harness)	Doc.No.: HP-2-ASED-IC-0014
Project: HERSCHEL		Issue: 1.0 Date: 21.04.2004
		Sheet: PAL-1 (of 1)

Connector: 111100 P23 **Function:** HIFI FPU Mixer Bias 6 Ver. **Conn.-Type:** MWDM2L-09S-6C3-.630

Item: HHFPU **Location:** 73 / on HIFI FPU **Backshell:** 507 E 196 M 9

EMC-Category: 2C/Sig H in Cryostat

Pin	Signal Designation	Interface-Code Circuit	Signal	Pos.	Ch. ID	Wiring	Grouping: Shd	Cable	Twist	Comment	Target-Item	Location	Connector	Pin	New
002	HIFI MX6-V . B	HMX	HMX.-	-	H013	051SS-38	13			1000 Ohm 2mA	CVVUCR	33	211121 J19	054	
003	HIFI MX6-V . VM	HMX	HMX.-	-	H013	051SS-38	13			1000 Ohm 0,001mA	CVVUCR	33	211121 J19	055	
004	HIFI MX6-V . IM	HMX	HMX.-	-	H013	051SS-38	13			1000 Ohm 0,001mA	CVVUCR	33	211121 J19	064	
007	HIFI MX6-V . BRTN	HMX	HMX.-	-	H013	051SS-38	13			1000 Ohm 2mA	CVVUCR	33	211121 J19	065	
008	HIFI MX6-V . VMRTN	HMX	HMX.-	-	H013	051SS-38	13			1000 Ohm 0,001mA	CVVUCR	33	211121 J19	066	
005	NC														
006	NC														
009	NC														
001	HIFI MX6-V . SHD		HMX.-	-	H013	051SS-38	13			Cable Shield	CVVUCR	33	211121 J19	053	
-															
-										No Overall Shd FPU to FTHs					

Astrium GmbH	**Pin Allocation List** (Harness)	Doc.No.: HP-2-ASED-IC-0014
Project: HERSCHEL		Issue: 1.0 Date: 21.04.2004
		Sheet: PAL-1 (of 1)

Connector: 111100 P51 **Function:** HIFI FPU 1. IF Ampl. 6 Ver **Conn.-Type:** MWDM2L-09S-6C3-.630

Item: HHFPU **Location:** 73 / on HIFI FPU **Backshell:** 507 E 196 M 9

EMC-Category: 2C/Sig H in Cryostat

Pin	Signal Designation	Interface-Code Circuit	Signal	Pos.	Ch. ID	Wiring	Grouping: Shd	Cable	Twist	Comment	Target-Item	Location	Connector	Pin	New
003	HIFI FIF6 D -V . D1	H1D	H1D.1	-	H049	031BS-30	1		M	25Ohm, 10mA	CVVUCR	33	211121 J19	001	
006	HIFI FIF6 D -V . D2	H1D	H1D.1	-	H049	031BS-30	1		M	25Ohm, 10mA	CVVUCR	33	211121 J19	002	
009	HIFI FIF6 D -V . DRTN	H1D	H1D.1	-	H049	031BS-30	1		M	25Ohm, 20mA	CVVUCR	33	211121 J19	003	
007	HIFI FIF6 D -V . SHD		H1D.1	-	H049	031BS-30	1		M	Cable Shield	CVVUCR	33	211121 J19	008	
-															
005	HIFI FIF6 G -V . G1	H1G	H1G.-	-	H050	031SS-38	2		M	1000Ohm, 0,001mA	CVVUCR	33	211121 J19	004	
008	HIFI FIF6 G -V . G2	H1G	H1G.-	-	H050	031SS-38	2		M	1000Ohm, 0,001mA	CVVUCR	33	211121 J19	005	
002	HIFI FIF6 G -V . GRTN	H1G	H1G.-	-	H050	031SS-38	2		M	1000Ohm, 0,001mA	CVVUCR	33	211121 J19	006	
001	HIFI FIF6 G -V . SHD		H1G.-	-	H050	031SS-38	2		M	Cable Shield	CVVUCR	33	211121 J19	007	
004	NC														
-															
-										No Overall Shd FPU to FTHs					

Astrium GmbH	**Pin Allocation List** (Harness)	Doc.No.: HP-2-ASED-IC-0014
Project: HERSCHEL		Issue: 1.0 Date: 21.04.2004
		Sheet: PAL-1 (of 1)

Connector: 111100 P24 **Function:** HIFI FPU Mixer Bias 7 Ver. **Conn.-Type:** MWDM2L-09S-6C3-.630

Item: HHFPU **Location:** 73 / on HIFI FPU **Backshell:** 507 E 196 M 9

EMC-Category: 2C/Sig H in Cryostat

Pin	Signal Designation	Interface-Code Circuit	Signal	Pos.	Ch. ID	Wiring	Grouping: Shd	Cable	Twist	Comment	Target-Item	Location	Connector	Pin	New
002	HIFI MX7-V . B	HMX	HMX.-	-	H014	051SS-38	14			1000 Ohm 2mA	CVVUCR	33	211121 J19	051	
003	HIFI MX7-V . VM	HMX	HMX.-	-	H014	051SS-38	14			1000 Ohm 0,001mA	CVVUCR	33	211121 J19	052	
004	HIFI MX7-V . IM	HMX	HMX.-	-	H014	051SS-38	14			1000 Ohm 0,001mA	CVVUCR	33	211121 J19	061	
007	HIFI MX7-V . BRTN	HMX	HMX.-	-	H014	051SS-38	14			1000 Ohm 2mA	CVVUCR	33	211121 J19	062	
008	HIFI MX7-V . VMRTN	HMX	HMX.-	-	H014	051SS-38	14			1000 Ohm 0,001mA	CVVUCR	33	211121 J19	063	
005	NC														
006	NC														
009	NC														
001	HIFI MX7-V . SHD		HMX.-	-	H014	051SS-38	14			Cable Shield	CVVUCR	33	211121 J19	050	
-															
-										No Overall Shd FPU to FTHs					

Astrium GmbH	**Pin Allocation List** (Harness)	Doc.No.: HP-2-ASED-IC-0014
Project: HERSCHEL		Issue: 1.0 Date: 21.04.2004
		Sheet: PAL-1 (of 1)

Connector: 111100 P52 **Function:** HIFI FPU 1. IF Ampl. 7 Ver **Conn.-Type:** MWDM2L-09S-6C3-.630

Item: HHFPU **Location:** 73 / on HIFI FPU **Backshell:** 507 E 196 M 9

EMC-Category: 2C/Sig H in Cryostat

		Interface-Code					Grouping:							
Pin	**Signal Designation**	**Circuit**	**Signal**	**Pos.**	**Ch. ID**	**Wiring**	**Shd**	**Cable**	**Twist**	**Comment**	**Target-Item**	**Location**	**Connector**	**Pin**	**New**
003	HIFI FIF7 D -V . D1	H1D	H1D.1	-	H051	031BS-30	1		N	25Ohm, 10mA	CVVUCR	33	211121 J19	056	
006	HIFI FIF7 D -V . D2	H1D	H1D.1	-	H051	031BS-30	1		N	25Ohm, 10mA	CVVUCR	33	211121 J19	057	
009	HIFI FIF7 D -V . DRTN	H1D	H1D.1	-	H051	031BS-30	1		N	25Ohm, 20mA	CVVUCR	33	211121 J19	046	
007	HIFI FIF7 D -V . SHD		H1D.1	-	H051	031BS-30	1		N	Cable Shield	CVVUCR	33	211121 J19	047	
-															
005	HIFI FIF7 G -V . G1	H1G	H1G.-	-	H052	031SS-38	2		N	1000Ohm, 0,001mA	CVVUCR	33	211121 J19	077	
008	HIFI FIF7 G -V . G2	H1G	H1G.-	-	H052	031SS-38	2		N	1000Ohm, 0,001mA	CVVUCR	33	211121 J19	086	
002	HIFI FIF7 G -V . GRTN	H1G	H1G.-	-	H052	031SS-38	2		N	1000Ohm, 0,001mA	CVVUCR	33	211121 J19	094	
001	HIFI FIF7 G -V . SHD		H1G.-	-	H052	031SS-38	2		N	Cable Shield	CVVUCR	33	211121 J19	067	
004	NC														
-															
-										No Overall Shd FPU to FTHs					

Astrium GmbH	**Pin Allocation List** (Harness)	Doc.No.: HP-2-ASED-IC-0014
Project: HERSCHEL		Issue: 1.0 Date: 21.04.2004
		Sheet: PAL-1 (of 1)

Connector: 111100 P32 **Function:** HIFI FPU Magnets, Heaters Ver **Conn.-Type:** MWDM2L-09P-6C3-.630

Item: HHFPU **Location:** 73 / on HIFI FPU **Backshell:** 507 E 196 M 9

EMC-Category: 2C/Sig H in Cryostat

Pin	Signal Designation	Interface-Code Circuit	Signal	Pos.	Ch. ID	Wiring	Grouping: Shd	Cable	Twist	Comment	Target-Item	Location	Connector	Pin	New
006	HIFI MGHT1 -V . HT	HMH	HMH.-	-	H020	041BS-38	20			100Ohm, 10mA	CVVUCR	33	211121 J20	079	
001	HIFI MGHT1 -V . HTRTN	HMH	HMH.-	-	H020	041BS-38	20			100Ohm, 10mA	CVVUCR	33	211121 J20	070	
007	HIFI MGHT1 -V . MG	HMH	HMH.-	-	H020	041BS-38	20			100Ohm,15mA	CVVUCR	33	211121 J20	080	
002	HIFI MGHT1 -V . MGRTN	HMH	HMH.-	-	H020	041BS-38	20			100Ohm, 15mA	CVVUCR	33	211121 J20	071	
004	NC														
005	NC														
008	NC														
009	NC														
003	HIFI MGHT1 -V . SHD		HMH.-	-	H020	041BS-38	20			Cable Shield	CVVUCR	33	211121 J20	069	
-															
-										No Overall Shd FPU to FTHs					

Astrium GmbH	**Pin Allocation List**	Doc.No.: HP-2-ASED-IC-0014
Project: HERSCHEL	**(Harness)**	Issue: 1.0 Date: 21.04.2004
		Sheet: PAL-1 (of 1)

Connector: 111100 P33 **Function:** HIFI FPU Magnets, Heaters Ver **Conn.-Type:** MWDM2L-09P-6C3-.630

Item: HHFPU **Location:** 73 / on HIFI FPU **Backshell:** 507 E 196 M 9

EMC-Category: 2C/Sig H in Cryostat

		Interface-Code					Grouping:								
Pin	**Signal Designation**	**Circuit**	**Signal**	**Pos.**	**Ch. ID**	**Wiring**	**Shd**	**Cable**	**Twist**	**Comment**	**Target-Item**	**Location**	**Connector**	**Pin**	**New**
006	HIFI MGHT2 -V . HT	HMH	HMH.-	-	H021	041BS-38	21			100Ohm, 10mA	CVVUCR	33	211121 J20	097	
001	HIFI MGHT2 -V . HTRTN	HMH	HMH.-	-	H021	041BS-38	21			100Ohm, 10mA	CVVUCR	33	211121 J20	089	
007	HIFI MGHT2 -V . MG	HMH	HMH.-	-	H021	041BS-38	21			100Ohm,15mA	CVVUCR	33	211121 J20	098	
002	HIFI MGHT2 -V . MGRTN	HMH	HMH.-	-	H021	041BS-38	21			100Ohm, 15mA	CVVUCR	33	211121 J20	090	
004	NC														
005	NC														
008	NC														
009	NC														
003	HIFI MGHT2 -V . SHD		HMH.-	-	H021	041BS-38	21			Cable Shield	CVVUCR	33	211121 J20	096	
-															
-										No Overall Shd FPU to FTHs					

Astrium GmbH	**Pin Allocation List** (Harness)	Doc.No.: HP-2-ASED-IC-0014
Project: HERSCHEL		Issue: 1.0 Date: 21.04.2004
		Sheet: PAL-1 (of 1)

Connector: 111100 P34 **Function:** HIFI FPU Magnets, Heaters Ver **Conn.-Type:** MWDM2L-09P-6C3-.630

Item: HHFPU **Location:** 73 / on HIFI FPU **Backshell:** 507 E 196 M 9

EMC-Category: 2C/Sig H in Cryostat

Pin	Signal Designation	Interface-Code Circuit	Signal	Pos.	Ch. ID	Wiring	Grouping: Shd	Cable	Twist	Comment	Target-Item	Location	Connector	Pin	New
006	HIFI MGHT3 -V . HT	HMH	HMH.-	-	H022	041BS-38	22			100Ohm, 10mA	CVVUCR	33	211121 J20	099	
001	HIFI MGHT3 -V . HTRTN	HMH	HMH.-	-	H022	041BS-38	22			100Ohm, 10mA	CVVUCR	33	211121 J20	091	
007	HIFI MGHT3 -V . MG	HMH	HMH.-	-	H022	041BS-38	22			100Ohm,15mA	CVVUCR	33	211121 J20	100	
002	HIFI MGHT3 -V . MGRTN	HMH	HMH.-	-	H022	041BS-38	22			100Ohm, 15mA	CVVUCR	33	211121 J20	092	
004	NC														
005	NC														
008	NC														
009	NC														
003	HIFI MGHT3 -V . SHD		HMH.-	-	H022	041BS-38	22			Cable Shield	CVVUCR	33	211121 J20	093	
-															
-										No Overall Shd FPU to FTHs					

Astrium GmbH	**Pin Allocation List** (Harness)	Doc.No.: HP-2-ASED-IC-0014
Project: HERSCHEL		Issue: 1.0 Date: 21.04.2004
		Sheet: PAL-1 (of 1)

Connector: 111100 P35 **Function:** HIFI FPU Magnets, Heaters Ver **Conn.-Type:** MWDM2L-09P-6C3-.630

Item: HHFPU **Location:** 73 / on HIFI FPU **Backshell:** 507 E 196 M 9

EMC-Category: 2C/Sig H in Cryostat

Pin	Signal Designation	Interface-Code Circuit	Signal	Pos.	Ch. ID	Wiring	Grouping: Shd	Cable	Twist	Comment	Target-Item	Location	Connector	Pin	New
006	HIFI MGHT4 -V . HT	HMH	HMH.-	-	H023	041BS-38	23			100Ohm, 10mA	CVVUCR	33	211121 J20	081	
001	HIFI MGHT4 -V . HTRTN	HMH	HMH.-	-	H023	041BS-38	23			100Ohm, 10mA	CVVUCR	33	211121 J20	072	
007	HIFI MGHT4 -V . MG	HMH	HMH.-	-	H023	041BS-38	23			100Ohm,15mA	CVVUCR	33	211121 J20	082	
002	HIFI MGHT4 -V . MGRTN	HMH	HMH.-	-	H023	041BS-38	23			100Ohm, 15mA	CVVUCR	33	211121 J20	073	
004	NC														
005	NC														
008	NC														
009	NC														
003	HIFI MGHT4 -V . SHD		HMH.-	-	H023	041BS-38	23			Cable Shield	CVVUCR	33	211121 J20	083	
-															
-										No Overall Shd FPU to FTHs					

Astrium GmbH	**Pin Allocation List** (Harness)	Doc.No.: HP-2-ASED-IC-0014
Project: HERSCHEL		Issue: 1.0 Date: 21.04.2004
		Sheet: PAL-1 (of 1)

Connector: 111100 P35 **Function:** HIFI FPU Magnets, Heaters Ver **Conn.-Type:** MWDM2L-09P-6C3-.630

Item: HHFPU **Location:** 73 / on HIFI FPU **Backshell:** 507 E 196 M 9

EMC-Category: 2C/Sig H in Cryostat

Pin	Signal Designation	Interface-Code Circuit	Signal	Pos.	Ch. ID	Wiring	Grouping: Shd	Cable	Twist	Comment	Target-Item	Location	Connector	Pin	New
006	HIFI MGHT4 -V . HT	HMH	HMH.-	-	H023	041BS-38	23			100Ohm, 10mA	CVVUCR	33	211121 J20	081	
001	HIFI MGHT4 -V . HTRTN	HMH	HMH.-	-	H023	041BS-38	23			100Ohm, 10mA	CVVUCR	33	211121 J20	072	
007	HIFI MGHT4 -V . MG	HMH	HMH.-	-	H023	041BS-38	23			100Ohm,15mA	CVVUCR	33	211121 J20	082	
002	HIFI MGHT4 -V . MGRTN	HMH	HMH.-	-	H023	041BS-38	23			100Ohm, 15mA	CVVUCR	33	211121 J20	073	
004	NC														
005	NC														
008	NC														
009	NC														
003	HIFI MGHT4 -V . SHD		HMH.-	-	H023	041BS-38	23			Cable Shield	CVVUCR	33	211121 J20	083	
-															
-										No Overall Shd FPU to FTHs					

Astrium GmbH	**Pin Allocation List** (Harness)	Doc.No.: HP-2-ASED-IC-0014
Project: HERSCHEL		Issue: 1.0 Date: 21.04.2004
		Sheet: PAL-1 (of 1)

Connector: 111100 P36 **Function:** HIFI FPU Magnets, Heaters Ver **Conn.-Type:** MWDM2L-09P-6C3-.630

Item: HHFPU **Location:** 73 / on HIFI FPU **Backshell:** 507 E 196 M 9

EMC-Category: 2C/Sig H in Cryostat

Pin	Signal Designation	Interface-Code Circuit	Signal	Pos.	Ch. ID	Wiring	Grouping: Shd	Cable	Twist	Comment	Target-Item	Location	Connector	Pin	New
006	HIFI MGHT5 -V . HT	HMH	HMH.-	-	H024	041BS-38	24			100Ohm, 10mA	CVVUCR	33	211121 J20	084	
001	HIFI MGHT5 -V . HTRTN	HMH	HMH.-	-	H024	041BS-38	24			100Ohm, 10mA	CVVUCR	33	211121 J20	074	
007	HIFI MGHT5 -V . MG	HMH	HMH.-	-	H024	041BS-38	24			100Ohm,15mA	CVVUCR	33	211121 J20	085	
002	HIFI MGHT5 -V . MGRTN	HMH	HMH.-	-	H024	041BS-38	24			100Ohm, 15mA	CVVUCR	33	211121 J20	075	
004	NC														
005	NC														
008	NC														
009	NC														
003	HIFI MGHT5 -V . SHD		HMH.-	-	H024	041BS-38	24			Cable Shield	CVVUCR	33	211121 J20	076	
-															
-										No Overall Shd FPU to FTHs					

Astrium GmbH	**Pin Allocation List** (Harness)	Doc.No.: HP-2-ASED-IC-0014
Project: HERSCHEL		Issue: 1.0 Date: 21.04.2004
		Sheet: PAL-1 (of 1)

Connector: 111100 P56 **Function:** HIFI FPU 2. IF Ampl. 1 Ver **Conn.-Type:** MWDM2L-21S-6C3-.630

Item: HHFPU **Location:** 73 / on HIFI FPU **Backshell:** BS-LS-17C-01

EMC-Category: 2C/Sig H in Cryostat

Pin	Signal Designation	Interface-Code Circuit	Signal	Pos.	Ch. ID	Wiring	Grouping: Shd	Cable	Twist	Comment	Target-Item	Location	Connector	Pin	New
012	HIFI SIF D1 -V . RTN1	H2D	H2D.-	-	H059	051BS-30	1				CVVUCR	33	211121 J20	061	
002	HIFI SIF D1 -V . TST	H2D	H2D.-	-	H059	051BS-30	1			051BS30	CVVUCR	33	211121 J20	066	
013	HIFI SIF D1 -V . SIF1	H2D	H2D.-	-	H059	051BS-30	1				CVVUCR	33	211121 J20	052	
003	HIFI SIF D1 -V . SIF2	H2D	H2D.-	-	H059	051BS-30	1			25Ohm, 10mA	CVVUCR	33	211121 J20	063	
014	HIFI SIF D1 -V . SIF3	H2D	H2D.-	-	H059	051BS-30	1				CVVUCR	33	211121 J20	051	
001	HIFI SIF D1 -V . SHD01		H2D.-	-	H059	051BS-30	1			Cable Shield	CVVUCR	33	211121 J20	050	
-															
004	HIFI SIF D1 -V . SIF4	H2D	H2D.-	-	H059	051BS-30	2			051BS30	CVVUCR	33	211121 J20	062	
015	HIFI SIF D1 -V . SIF5	H2D	H2D.-	-	H059	051BS-30	2				CVVUCR	33	211121 J20	054	
005	HIFI SIF D1 -V . SIF6	H2D	H2D.-	-	H059	051BS-30	2			25Ohm, 10mA	CVVUCR	33	211121 J20	065	
016	HIFI SIF D1 -V . SIF7	H2D	H2D.-	-	H059	051BS-30	2				CVVUCR	33	211121 J20	055	
006	HIFI SIF D1 -V . RTN	H2D	H2D.-	-	H059	051BS-30	2				CVVUCR	33	211121 J20	064	
017	HIFI SIF D1 -V . SHD02		H2D.-	-	H059	051BS-30	2			Cable Shield	CVVUCR	33	211121 J20	053	
-															
019	HIFI SIF G1 -V . ARTN	H2G	H2G.-	-	H060	041SS-38	3				CVVUCR	33	211121 J20	048	
009	HIFI SIF G1 -V . GA	H2G	H2G.-	-	H060	041SS-38	3			041SS38	CVVUCR	33	211121 J20	059	
020	HIFI SIF G1 -V . BRTN	H2G	H2G.-	-	H060	041SS-38	2		R		CVVUCR	33	211121 J20	049	
010	HIFI SIF G1 -V . GB	H2G	H2G.-	-	H060	041SS-38	2		R	1000Ohm, 0,001mA	CVVUCR	33	211121 J20	060	
021	HIFI SIF G1 -V . SHD03		H2G.-	-	H060	041SS-38	2		R	Cable Shield	CVVUCR	33	211121 J20	047	
007	NC														
008	NC														
011	NC														
018	NC														
-										No Overall Shd FPU to FTHs					

Astrium GmbH	**Pin Allocation List** (Harness)	Doc.No.: HP-2-ASED-IC-0014
Project: HERSCHEL		Issue: 1.0 Date: 21.04.2004
		Sheet: PAL-1 (of 1)

Connector: 111100 P57 **Function:** HIFI FPU 2. IF Ampl. 2 Ver **Conn.-Type:** MWDM2L-21S-6C3-.630

Item: HHFPU **Location:** 73 / on HIFI FPU **Backshell:** BS-LS-17C-01

EMC-Category: 2C/Sig H in Cryostat

		Interface-Code					Grouping:								
Pin	**Signal Designation**	**Circuit**	**Signal**	**Pos.**	**Ch. ID**	**Wiring**	**Shd**	**Cable**	**Twist**	**Comment**	**Target-Item**	**Location**	**Connector**	**Pin**	**New**
012	HIFI SIF D2 -V . RTN1	H2D	H2D.-	-	H061	051BS-30	1				CVVUCR	33	211121 J20	040	
002	HIFI SIF D2 -V . TST	H2D	H2D.-	-	H061	051BS-30	1			051BS30	CVVUCR	33	211121 J20	045	
013	HIFI SIF D2 -V . SIF1	H2D	H2D.-	-	H061	051BS-30	1				CVVUCR	33	211121 J20	030	
003	HIFI SIF D2 -V . SIF2	H2D	H2D.-	-	H061	051BS-30	1			25Ohm, 10mA	CVVUCR	33	211121 J20	041	
014	HIFI SIF D2 -V . SIF3	H2D	H2D.-	-	H061	051BS-30	1				CVVUCR	33	211121 J20	042	
001	HIFI SIF D2 -V . SHD01		H2D.-	-	H061	051BS-30	1			Cable Shield	CVVUCR	33	211121 J20	029	
-															
004	HIFI SIF D2 -V . SIF4	H2D	H2D.-	-	H061	051BS-30	2			051BS30	CVVUCR	33	211121 J20	031	
015	HIFI SIF D2 -V . SIF5	H2D	H2D.-	-	H061	051BS-30	2				CVVUCR	33	211121 J20	033	
005	HIFI SIF D2 -V . SIF6	H2D	H2D.-	-	H061	051BS-30	2			25Ohm, 10mA	CVVUCR	33	211121 J20	044	
016	HIFI SIF D2 -V . SIF7	H2D	H2D.-	-	H061	051BS-30	2				CVVUCR	33	211121 J20	034	
006	HIFI SIF D2 -V . RTN	H2D	H2D.-	-	H061	051BS-30	2				CVVUCR	33	211121 J20	043	
017	HIFI SIF D2 -V . SHD02		H2D.-	-	H061	051BS-30	2			Cable Shield	CVVUCR	33	211121 J20	032	
-															
019	HIFI SIF G2 -V . ARTN	H2G	H2G.-	-	H062	041SS-38	3			1000Ohm, 0,001mA	CVVUCR	33	211121 J20	027	
009	HIFI SIF G2 -V . GA	H2G	H2G.-	-	H062	041SS-38	3			1000Ohm, 0,001mA	CVVUCR	33	211121 J20	038	
020	HIFI SIF G2 -V . BRTN	H2G	H2G.-	-	H062	041SS-38	3			1000Ohm, 0,001mA	CVVUCR	33	211121 J20	028	
010	HIFI SIF G2 -V . GB	H2G	H2G.-	-	H062	041SS-38	3			1000Ohm, 0,001mA	CVVUCR	33	211121 J20	039	
021	HIFI SIF G2 -V . SHD03		H2G.-	-	H062	041SS-38	3			Cable Shield	CVVUCR	33	211121 J20	037	
007	NC														
008	NC														
011	NC														
018	NC														
-										No Overall Shd FPU to FTHs					

Astrium GmbH	**Pin Allocation List** (Harness)	Doc.No.: HP-2-ASED-IC-0014
Project: HERSCHEL		Issue: 1.0 Date: 21.04.2004
		Sheet: PAL-1 (of 1)

Connector: 111100 P58 **Function:** HIFI FPU 2. IF Ampl. 3 Ver **Conn.-Type:** MWDM2L-21S-6C3-.630

Item: HHFPU **Location:** 73 / on HIFI FPU **Backshell:** BS-LS-17C-01

EMC-Category: 2C/Sig H in Cryostat

		Interface-Code					Grouping:							
Pin	**Signal Designation**	**Circuit**	**Signal**	**Pos.**	**Ch. ID**	**Wiring**	**Shd**	**Cable**	**Twist**	**Comment**	**Target-Item**	**Location**	**Connector**	**Pin**	**New**
012	HIFI SIF D3 -V . RTN1	H2D	H2D.-	-	H063	051BS-30	1				CVVUCR	33	211121 J20	019	
002	HIFI SIF D3 -V . TST	H2D	H2D.-	-	H063	051BS-30	1			051BS30	CVVUCR	33	211121 J20	023	
013	HIFI SIF D3 -V . SIF1	H2D	H2D.-	-	H063	051BS-30	1				CVVUCR	33	211121 J20	012	
003	HIFI SIF D3 -V . SIF2	H2D	H2D.-	-	H063	051BS-30	1			25Ohm, 10mA	CVVUCR	33	211121 J20	021	
014	HIFI SIF D3 -V . SIF3	H2D	H2D.-	-	H063	051BS-30	1				CVVUCR	33	211121 J20	011	
001	HIFI SIF D3 -V . SHD01		H2D.-	-	H063	051BS-30	1			Cable Shield	CVVUCR	33	211121 J20	010	
-															
004	HIFI SIF D3 -V . SIF4	H2D	H2D.-	-	H063	051BS-30	2			051BS30	CVVUCR	33	211121 J20	020	
015	HIFI SIF D3 -V . SIF5	H2D	H2D.-	-	H063	051BS-30	2				CVVUCR	33	211121 J20	015	
005	HIFI SIF D3 -V . SIF6	H2D	H2D.-	-	H063	051BS-30	2			25Ohm, 10mA	CVVUCR	33	211121 J20	024	
016	HIFI SIF D3 -V . SIF7	H2D	H2D.-	-	H063	051BS-30	2				CVVUCR	33	211121 J20	014	
006	HIFI SIF D3 -V . RTN2	H2D	H2D.-	-	H063	051BS-30	2				CVVUCR	33	211121 J20	022	
017	HIFI SIF D3 -V . SHD02		H2D.-	-	H063	051BS-30	2			Cable Shield	CVVUCR	33	211121 J20	013	
-															
019	HIFI SIF G3 -V . ARTN	H2G	H2G.-	-	H064	041SS-38	3				CVVUCR	33	211121 J20	005	
009	HIFI SIF G3 -V . GA	H2G	H2G.-	-	H064	041SS-38	3			041SS38	CVVUCR	33	211121 J20	004	
020	HIFI SIF G3 -V . BRTN	H2G	H2G.-	-	H064	041SS-38	3				CVVUCR	33	211121 J20	006	
010	HIFI SIF G3 -V . GB	H2G	H2G.-	-	H064	041SS-38	3			1000Ohm, 0,001mA	CVVUCR	33	211121 J20	007	
021	HIFI SIF G3 -V . SHD03		H2G.-	-	H064	041SS-38	3			Cable Shield	CVVUCR	33	211121 J20	003	
007	NC														
008	NC														
011	NC														
018	NC														
-										No Overall Shd FPU to FTHs					

Astrium GmbH	**Pin Allocation List** (Harness)	Doc.No.: HP-2-ASED-IC-0014
Project: HERSCHEL		Issue: 1.0 Date: 21.04.2004
		Sheet: PAL-1 (of 1)

Connector: 111100 P67 **Function:** HIFI FPU Diplexer Hor **Conn.-Type:** MWDM2L-21S-6C3-.630

Item: HHFPU **Location:** 73 / on HIFI FPU **Backshell:** BS-SS-17C-01

EMC-Category: 2C/Sig H in Cryostat

Pin	Signal Designation	Interface-Code Circuit	Signal	Pos.	Ch. ID	Wiring	Grouping: Shd	Cable	Twist	Comment	Target-Item	Location	Connector	Pin	New
012	HIFI DP3-AC-H . SIG	HDP	HDP.-	-	H083	021BS-38	1			100Ohm, 5mA	CVVUCR	33	211121 J17	047	
002	HIFI DP3-AC-H . RTN	HDP	HDP.-	-	H083	021BS-38	1			100Ohm, 5mA	CVVUCR	33	211121 J17	035	
001	HIFI DP3-AC-H . SHD		HDP.-	-	H083	021BS-38	1			Cable Shield	CVVUCR	33	211121 J17	046	
-															
003	HIFI DP4-AC-H . SIG	HDP	HDP.-	-	H084	021BS-38	2			100Ohm, 5mA	CVVUCR	33	211121 J17	045	
014	HIFI DP4-AC-H . RTN	HDP	HDP.-	-	H084	021BS-38	2			100Ohm, 5mA	CVVUCR	33	211121 J17	034	
013	HIFI DP4-AC-H . SHD		HDP.-	-	H084	021BS-38	2			Cable Shield	CVVUCR	33	211121 J17	033	
-															
015	HIFI DP5-AC-H . SIG	HDP	HDP.-	-	H085	021BS-38	3			100Ohm, 5mA	CVVUCR	33	211121 J17	044	X
005	HIFI DP5-AC-H . RTN	HDP	HDP.-	-	H085	021BS-38	3			100Ohm, 5mA	CVVUCR	33	211121 J17	032	X
004	HIFI DP5-AC-H . SHD		HDP.-	-	H085	021BS-38	3			Cable Shield	CVVUCR	33	211121 J17	043	X
-															
006	HIFI DP6-AC-H . SIG	HDP	HDP.-	-	H086	021BS-38	4			100Ohm, 5mA	CVVUCR	33	211121 J17	042	
017	HIFI DP6-AC-H . RTN	HDP	HDP.-	-	H086	021BS-38	4			100Ohm, 5mA	CVVUCR	33	211121 J17	031	
016	HIFI DP6-AC-H . SHD		HDP.-	-	H086	021BS-38	4			Cable Shield	CVVUCR	33	211121 J17	030	
-															
018	HIFI DP7-AC-H . SIG	HDP	HDP.-	-	H087	021BS-38	5			100Ohm, 5mA	CVVUCR	33	211121 J17	041	
008	HIFI DP7-AC-H . RTN	HDP	HDP.-	-	H087	021BS-38	5			100Ohm, 5mA	CVVUCR	33	211121 J17	029	
007	HIFI DP7-AC-H . SHD		HDP.-	-	H087	021BS-38	5			Cable Shield	CVVUCR	33	211121 J17	040	
009	NC														
010	NC														
011	NC														
019	NC														
020	NC														
021	NC														
-										No Overall Shd FPU to FTHs					

Astrium GmbH	**Pin Allocation List** (Harness)	Doc.No.: HP-2-ASED-IC-0014
Project: HERSCHEL		Issue: 1.0 Date: 21.04.2004
		Sheet: PAL-1 (of 1)

Connector: 111100 P68 **Function:** HIFI FPU Diplexer Ver **Conn.-Type:** MWDM2L-21S-6C3-.630

Item: HHFPU **Location:** 73 / on HIFI FPU **Backshell:** BS-SS-17C-01

EMC-Category: 2C/Sig H in Cryostat

Pin	Signal Designation	Interface-Code Circuit	Signal	Pos.	Ch. ID	Wiring	Grouping: Shd	Cable	Twist	Comment	Target-Item	Location	Connector	Pin	New
012	HIFI DP3-AC-V . SIG	HDP	HDP.-	-	H088	021BS-38	1			100Ohm, 5mA	CVVUCR	33	211121 J17	024	
002	HIFI DP3-AC-V . RTN	HDP	HDP.-	-	H088	021BS-38	1			100Ohm, 5mA	CVVUCR	33	211121 J17	014	
001	HIFI DP3-AC-V . SHD		HDP.-	-	H088	021BS-38	1			Cable Shield	CVVUCR	33	211121 J17	023	
-															
003	HIFI DP4-AC-V . SIG	HDP	HDP.-	-	H089	021BS-38	2			100Ohm, 5mA	CVVUCR	33	211121 J17	022	
014	HIFI DP4-AC-V . RTN	HDP	HDP.-	-	H089	021BS-38	2			100Ohm, 5mA	CVVUCR	33	211121 J17	013	
013	HIFI DP4-AC-V . SHD		HDP.-	-	H089	021BS-38	2			Cable Shield	CVVUCR	33	211121 J17	021	
-															
015	HIFI DP5-AC-V . SIG	HDP	HDP.-	-	H090	021BS-38	3			100Ohm, 5mA	CVVUCR	33	211121 J17	020	
005	HIFI DP5-AC-V . RTN	HDP	HDP.-	-	H090	021BS-38	3			100Ohm, 5mA	CVVUCR	33	211121 J17	012	
004	HIFI DP5-AC-V . SHD		HDP.-	-	H090	021BS-38	3			Cable Shield	CVVUCR	33	211121 J17	011	
-															
006	HIFI DP6-AC-V . SIG	HDP	HDP.-	-	H091	021BS-38	4			100Ohm, 5mA	CVVUCR	33	211121 J17	015	
017	HIFI DP6-AC-V . RTN	HDP	HDP.-	-	H091	021BS-38	4			100Ohm, 5mA	CVVUCR	33	211121 J17	010	
016	HIFI DP6-AC-V . SHD		HDP.-	-	H091	021BS-38	4			Cable Shield	CVVUCR	33	211121 J17	018	
-															
018	HIFI DP7-AC-V . SIG	HDP	HDP.-	-	H092	021BS-38	5			100Ohm, 5mA	CVVUCR	33	211121 J17	017	
008	HIFI DP7-AC-V . RTN	HDP	HDP.-	-	H092	021BS-38	5			100Ohm, 5mA	CVVUCR	33	211121 J17	009	
007	HIFI DP7-AC-V . SHD		HDP.-	-	H092	021BS-38	5			Cable Shield	CVVUCR	33	211121 J17	028	
009	NC														
010	NC														
011	NC														
019	NC														
020	NC														
021	NC														
-										No Overall Shd FPU to FTHs					

Astrium GmbH	**Pin Allocation List** (Harness)	Doc.No.: HP-2-ASED-IC-0014
Project: HERSCHEL		Issue: 1.0 Date: 21.04.2004
		Sheet: PAL-1 (of 1)

Connector: 111100 P69 **Function:** HIFI FPU Cold Calibrator **Conn.-Type:** MWDM2L-09P-6C3-.630

Item: HHFPU **Location:** 73 / on HIFI FPU **Backshell:** BS-SS-17A-01

EMC-Category: 2C/Sig H in Cryostat

Pin	Signal Designation	Interface-Code Circuit	Signal	Pos.	Ch. ID	Wiring	Grouping: Shd	Cable	Twist	Comment	Target-Item	Location	Connector	Pin	New
01	HIFI CS-CR-TS-P . I		HBC.-	-	H078	041SS-38	1				CVVUCR	33	211121 J17	069	
06	HIFI CS-CR-TS-P . V		HBC.-	-	H078	041SS-38	1				CVVUCR	33	211121 J17	070	
02	HIFI CS-CR-TS-P . SHD		HBC.-	-	H078	041SS-38	1				CVVUCR	33	211121 J17	068	
07	HIFI CS-CR-TS-P . IRTN		HBC.-	-	H078	041SS-38	1				CVVUCR	33	211121 J17	057	
03	HIFI CS-CR-TS-P . VRTN		HBC.-	-	H078	041SS-38	1				CVVUCR	33	211121 J17	058	
08	NC														
04	NC														
09	NC														
05	NC														

Astrium GmbH	**Pin Allocation List** (Harness)	Doc.No.: HP-2-ASED-IC-0014
Project: HERSCHEL		Issue: 1.0 Date: 21.04.2004
		Sheet: PAL-1 (of 1)

Connector: 111100 P59 **Function:** HIFI FPU 2. IF Ampl. Therm. Prime **Conn.-Type:** MWDM2L-09S-6C3-.630

Item: HHFPU **Location:** 73 / on HIFI FPU **Backshell:** BS-SS-17A-01

EMC-Category: 2C/Sig H in Cryostat

		Interface-Code					Grouping:								
Pin	**Signal Designation**	**Circuit**	**Signal**	**Pos.**	**Ch. ID**	**Wiring**	**Shd**	**Cable**	**Twist**	**Comment**	**Target-Item**	**Location**	**Connector**	**Pin**	**New**
002	HIFI 2. IF Amp-TS-P . SHD		H2S.-	-	H065	041SS-38	1			Cable Shield	CVVUCR	33	211121 J17	110	
007	HIFI 2. IF Amp-TS-P . IRTN	H2S	H2S.-	-	H065	041SS-38	1			1000Ohm, 0,01mA	CVVUCR	33	211121 J17	100	
003	HIFI 2. IF Amp-TS-P . I	H2S	H2S.-	-	H065	041SS-38	1			1000Ohm, 0,01mA	CVVUCR	33	211121 J17	111	
008	HIFI 2. IF Amp-TS-P . VRTN	H2S	H2S.-	-	H065	041SS-38	1			1000Ohm, 0,01mA	CVVUCR	33	211121 J17	101	
004	HIFI 2. IF Amp-TS-P . V	H2S	H2S.-	-	H065	041SS-38	1			1000Ohm, 0,01mA	CVVUCR	33	211121 J17	112	
001	NC														
006	NC														
009	NC														
005	NC														
-										No Overall Shd FPU to FTHs					

Astrium GmbH	**Pin Allocation List**	Doc.No.: HP-2-ASED-IC-0014
Project: HERSCHEL	**(Harness)**	Issue: 1.0 Date: 21.04.2004
		Sheet: PAL-1 (of 1)

Connector: 111100 P61 **Function:** HIFI FPU Chopper Prime **Conn.-Type:** MWDM2L-21P-6C3-.630

Item: HHFPU **Location:** 73 / on HIFI FPU **Backshell:** BS-SS-17C-01

EMC-Category: 2C/Sig H in Cryostat

		Interface-Code					Grouping:								
Pin	**Signal Designation**	**Circuit**	**Signal**	**Pos.**	**Ch. ID**	**Wiring**	**Shd**	**Cable**	**Twist**	**Comment**	**Target-Item**	**Location**	**Connector**	**Pin**	**New**
001	HIFI CP-AC-P . A	HCA	HCA.-	-	H067	041BS-38	1			100Ohm, 10mA	CVVUCR	33	211121 J17	127	
012	HIFI CP-AC-P . ARTN	HCA	HCA.-	-	H067	041BS-38	1			100Ohm, 10mA	CVVUCR	33	211121 J17	119	
013	HIFI CP-AC-P . B	HCA	HCA.-	-	H067	041BS-38	1			100Ohm, 10mA	CVVUCR	33	211121 J17	128	
003	HIFI CP-AC-P . BRTN	HCA	HCA.-	-	H067	041BS-38	1			100Ohm, 10mA	CVVUCR	33	211121 J17	120	
002	HIFI CP-AC-P . SHD		HCA.-	-	H067	041BS-38	1			Cable Shield	CVVUCR	33	211121 J17	121	
-															
015	HIFI CP-LT-PY-P . SIG	HCP	HCP.-	-	H068	021BS-38	2			100Ohm, 5mA	CVVUCR	33	211121 J17	123	
016	HIFI CP-LT-PY-P . RTN	HCP	HCP.-	-	H068	021BS-38	2			100Ohm, 5mA	CVVUCR	33	211121 J17	116	
005	HIFI CP-LT-PY-P . SHD		HCP.-	-	H068	021BS-38	2			Cable Shield	CVVUCR	33	211121 J17	124	
-															
007	HIFI CP-LT-SY-P . A	HCS	HCS.-	-	H069	031SS-38	3			1000Ohm, 0,02mA	CVVUCR	33	211121 J17	117	
018	HIFI CP-LT-SY-P . RTN	HCS	HCS.-	-	H069	031SS-38	3			1000Ohm, 0,02mA	CVVUCR	33	211121 J17	118	
008	HIFI CP-LT-SY-P . B	HCS	HCS.-	-	H069	031SS-38	3			1000Ohm, 0,02mA	CVVUCR	33	211121 J17	125	
019	HIFI CP-LT-SY-P . SHD		HCS.-	-	H069	031SS-38	3			Cable Shield	CVVUCR	33	211121 J17	126	
004	NC														
006	NC														
009	NC														
010	NC														
011	NC														
014	NC														
017	NC														
020	NC														
021	NC														
-										No Overall Shd FPU to FTHs					

Astrium GmbH	**Pin Allocation List** (Harness)	Doc.No.: HP-2-ASED-IC-0014
Project: HERSCHEL		Issue: 1.0 Date: 21.04.2004
		Sheet: PAL-1 (of 1)

Connector: 111100 P63 **Function:** HIFI FPU Thermistors Prime **Conn.-Type:** MWDM2L-21P-6C3-.630

Item: HHFPU **Location:** 73 / on HIFI FPU **Backshell:** BS-SS-17C-01

EMC-Category: 2C/Sig H in Cryostat

Pin	Signal Designation	Interface-Code Circuit	Signal	Pos.	Ch. ID	Wiring	Grouping: Shd	Cable	Twist	Comment	Target-Item	Location	Connector	Pin	New
002	HIFI Therm. S02K P . I	HT2	HT2.-	-	H073	041SS-38	1			1000Ohm, 0,01mA	CVVUCR	33	211121 J17	091	
012	HIFI Therm. S02K P . IRTN	HT2	HT2.-	-	H073	041SS-38	1			1000Ohm, 0,01mA	CVVUCR	33	211121 J17	080	
003	HIFI Therm. S02K P . V	HT2	HT2.-	-	H073	041SS-38	1			1000Ohm, 0,01mA	CVVUCR	33	211121 J17	092	
013	HIFI Therm. S02K P . VRTN	HT2	HT2.-	-	H073	041SS-38	1			1000Ohm, 0,01mA	CVVUCR	33	211121 J17	081	
001	HIFI Therm. S02K P . SHD		HT2.-	-	H073	041SS-38	1			Cable Shield	CVVUCR	33	211121 J17	093	
-															
004	HIFI Therm. S04K P . I	HT4	HT4.-	-	H074	041SS-38	2				CVVUCR	33	211121 J17	089	
015	HIFI Therm. S04K P . IRTN	HT4	HT4.-	-	H074	041SS-38	2				CVVUCR	33	211121 J17	078	
005	HIFI Therm. S04K P . V	HT4	HT4.-	-	H074	041SS-38	2				CVVUCR	33	211121 J17	090	
016	HIFI Therm. S04K P . VRTN	HT4	HT4.-	-	H074	041SS-38	2				CVVUCR	33	211121 J17	079	
014	HIFI Therm. S04K P . SHD		HT4.-	-	H074	041SS-38	2			Cable Shield	CVVUCR	33	211121 J17	077	
006	NC														
007	NC														
008	NC														
009	NC														
010	NC														
011	NC														
017	NC														
018	NC														
019	NC														
020	NC														
021	NC														
-										No Overall Shd FPU to FTHs					

Astrium GmbH	**Pin Allocation List** (Harness)	Doc.No.: HP-2-ASED-IC-0014
Project: HERSCHEL		Issue: 1.0 Date: 21.04.2004
		Sheet: PAL-1 (of 1)

Connector: 111100 P65 **Function:** HIFI FPU Calibrator Prime **Conn.-Type:** MWDM2L-15P-6C3-.630

Item: HHFPU **Location:** 73 / on HIFI FPU **Backshell:** BS-SS-17B-01

EMC-Category: 2C/Sig H in Cryostat

Pin	Signal Designation	Interface-Code Circuit	Signal	Pos.	Ch. ID	Wiring	Grouping: Shd	Cable	Twist	Comment	Target-Item	Location	Connector	Pin	New
010	HIFI CS-HR-TS-P . SHD		HBH.-	-	H079	041SS-38	1			Cable Shield	CVVUCR	33	211121 J17	054	
003	HIFI CS-HR-TS-P . I	HBH	HBH.-	-	H079	041SS-38	1			1000Ohm, 0,01mA	CVVUCR	33	211121 J17	066	
011	HIFI CS-HR-TS-P . IRTN	HBH	HBH.-	-	H079	041SS-38	1			1000Ohm, 0,01mA	CVVUCR	33	211121 J17	055	
004	HIFI CS-HR-TS-P . V	HBH	HBH.-	-	H079	041SS-38	1			1000Ohm, 0,01mA	CVVUCR	33	211121 J17	067	
012	HIFI CS-HR-TS-P . VRTN	HBH	HBH.-	-	H079	041SS-38	1			1000Ohm, 0,01mA	CVVUCR	33	211121 J17	056	
-															
005	HIFI CS-HT-P . SHD		HBT.-	-	H080	021BS-38	2			Cable Shield	CVVUCR	33	211121 J17	064	
013	HIFI CS-HT-P . SIG	HBT	HBT.-	-	H080	021BS-38	2			200Ohm, 3mA	CVVUCR	33	211121 J17	065	
006	HIFI CS-HT-P . RTN	HBT	HBT.-	-	H080	021BS-38	2			200Ohm, 3mA	CVVUCR	33	211121 J17	053	
-															
001	NC . -			-											
009	NC			-											
002	NC			-											
014	NC														
007	NC														
015	NC														
008	NC														
-										No Overall Shd FPU to FTHs					

Astrium GmbH	**Pin Allocation List** (Harness)	Doc.No.: HP-2-ASED-IC-0014
Project: HERSCHEL		Issue: 1.0 Date: 21.04.2004
		Sheet: PAL-1 (of 1)

Connector: 111100 P60 **Function:** HIFI FPU 2. IF Ampl. Therm. Red. **Conn.-Type:** MWDM2L-09S-6C3-.630

Item: HHFPU **Location:** 73 / on HIFI FPU **Backshell:** BS-LS-17A-01

EMC-Category: 2C/Sig H in Cryostat

		Interface-Code					Grouping:								
Pin	**Signal Designation**	**Circuit**	**Signal**	**Pos.**	**Ch. ID**	**Wiring**	**Shd**	**Cable**	**Twist**	**Comment**	**Target-Item**	**Location**	**Connector**	**Pin**	**New**
002	HIFI 2. IF Amp-TS-R . SHD		H2S.-	-	H066	041SS-38	1			Cable Shield	CVVUCR	33	211121 J17	102	
007	HIFI 2. IF Amp-TS-R . IRTN	H2S	H2S.-	-	H066	041SS-38	1			1000Ohm, 0,01mA	CVVUCR	33	211121 J17	103	
003	HIFI 2. IF Amp-TS-R . I	H2S	H2S.-	-	H066	041SS-38	1			1000Ohm, 0,01mA	CVVUCR	33	211121 J17	113	
008	HIFI 2. IF Amp-TS-R . VRTN	H2S	H2S.-	-	H066	041SS-38	1			1000Ohm, 0,01mA	CVVUCR	33	211121 J17	104	
004	HIFI 2. IF Amp-TS-R . V	H2S	H2S.-	-	H066	041SS-38	1			1000Ohm, 0,01mA	CVVUCR	33	211121 J17	114	
001	NC														
006	NC														
009	NC														
005	NC														
-										No Overall Shd FPU to FTHs					

Astrium GmbH	**Pin Allocation List** (Harness)	Doc.No.: HP-2-ASED-IC-0014
Project: HERSCHEL		Issue: 1.0 Date: 21.04.2004
		Sheet: PAL-1 (of 1)

Connector: 111100 P62 **Function:** HIFI FPU Choper Red. **Conn.-Type:** MWDM2L-21P-6C3-.630

Item: HHFPU **Location:** 73 / on HIFI FPU **Backshell:** BS-SS-17C-01

EMC-Category: 2C/Sig H in Cryostat

Pin	Signal Designation	Interface-Code Circuit	Signal	Pos.	Ch. ID	Wiring	Grouping: Shd	Cable	Twist	Comment	Target-Item	Location	Connector	Pin	New
001	HIFI CP-AC-R . A	HCA	HCA.-	-	H070	041BS-38	1			100Ohm, 10mA	CVVUCR	33	211121 J17	108	
012	HIFI CP-AC-R . ARTN	HCA	HCA.-	-	H070	041BS-38	1			100Ohm, 10mA	CVVUCR	33	211121 J17	098	
013	HIFI CP-AC-R . B	HCA	HCA.-	-	H070	041BS-38	1			100Ohm, 10mA	CVVUCR	33	211121 J17	109	
003	HIFI CP-AC-R . BRTN	HCA	HCA.-	-	H070	041BS-38	1			100Ohm, 10mA	CVVUCR	33	211121 J17	099	
002	HIFI CP-AC-R . SHD		HCA.-	-	H070	041BS-38	1			Cabel Shield	CVVUCR	33	211121 J17	097	
-															
015	HIFI CP-LT-PY-R . SIG	HCP	HCP.-	-	H071	021BS-38	2			100Ohm, 5mA	CVVUCR	33	211121 J17	122	
016	HIFI CP-LT-PY-R . RTN	HCP	HCP.-	-	H071	021BS-38	2			100Ohm, 5mA	CVVUCR	33	211121 J17	115	
005	HIFI CP-LT-PY-R . SHD		HCP.-	-	H071	021BS-38	2			Cable Shield	CVVUCR	33	211121 J17	105	
-															
007	HIFI CP-LT-SY-R . A	HCS	HCS.-	-	H072	031SS-38	3			1000Ohm, 0,02mA	CVVUCR	33	211121 J17	106	
018	HIFI CP-LT-SY-R . RTN	HCS	HCS.-	-	H072	031SS-38	3			1000Ohm, 0,02mA	CVVUCR	33	211121 J17	096	
008	HIFI CP-LT-SY-R . B	HCS	HCS.-	-	H072	031SS-38	3			1000Ohm, 0,02mA	CVVUCR	33	211121 J17	107	
019	HIFI CP-LT-SY-R . SHD		HCS.-	-	H072	031SS-38	3			Cable Shield	CVVUCR	33	211121 J17	095	
004	NC														
006	NC														
009	NC														
010	NC														
011	NC														
014	NC														
017	NC														
020	NC														
021	NC														
-										No Overall Shd FPU to FTHs					

Astrium GmbH	**Pin Allocation List** (Harness)	Doc.No.: HP-2-ASED-IC-0014
Project: HERSCHEL		Issue: 1.0 Date: 21.04.2004
		Sheet: PAL-1 (of 1)

Connector: 111100 P64 **Function:** HIFI FPU Thermistors Red. **Conn.-Type:** MWDM2L-21P-6C3-.630

Item: HHFPU **Location:** 73 / on HIFI FPU **Backshell:** BS-SS-17C-01

EMC-Category: 2C/Sig H in Cryostat

Pin	Signal Designation	Interface-Code Circuit	Signal	Pos.	Ch. ID	Wiring	Grouping: Shd	Cable	Twist	Comment	Target-Item	Location	Connector	Pin	New
002	HIFI Therm. S02K R . I	HT2	HT2.-	-	H076	041SS-38	1			1000Ohm, 0,01mA	CVVUCR	33	211121 J17	084	
012	HIFI Therm. S02K R . IRTN	HT2	HT2.-	-	H076	041SS-38	1			1000Ohm, 0,01mA	CVVUCR	33	211121 J17	073	
003	HIFI Therm. S02K R . V	HT2	HT2.-	-	H076	041SS-38	1			1000Ohm, 0,01mA	CVVUCR	33	211121 J17	085	
013	HIFI Therm. S02K R . VRTN	HT2	HT2.-	-	H076	041SS-38	1			1000Ohm, 0,01mA	CVVUCR	33	211121 J17	074	
001	HIFI Therm. S02K R . SHD		HT2.-	-	H076	041SS-38	1			Cable Shield	CVVUCR	33	211121 J17	072	
-															
004	HIFI Therm. S04K R . I	HT4	HT4.-	-	H077	041SS-38	2			1000Ohm, 0,01mA	CVVUCR	33	211121 J17	082	
015	HIFI Therm. S04K R . IRTN	HT4	HT4.-	-	H077	041SS-38	2			1000Ohm, 0,01mA	CVVUCR	33	211121 J17	059	
005	HIFI Therm. S04K R . V	HT4	HT4.-	-	H077	041SS-38	2			1000Ohm, 0,01mA	CVVUCR	33	211121 J17	083	
016	HIFI Therm. S04K R . VRTN	HT4	HT4.-	-	H077	041SS-38	2			1000Ohm, 0,01mA	CVVUCR	33	211121 J17	071	
014	HIFI Therm. S04K R . SHD		HT4.-	-	H077	041SS-38	2			Cable Shield	CVVUCR	33	211121 J17	094	
-															
007	HIFI Therm. S10K R . I	HT1	HT1.-	-	H075	041SS-38	3			1000Ohm, 0,01mA	CVVUCR	33	211121 J17	087	
017	HIFI Therm. S10K R . IRTN	HT1	HT1.-	-	H075	041SS-38	3			1000Ohm, 0,01mA	CVVUCR	33	211121 J17	075	
008	HIFI Therm. S10K R . V	HT1	HT1.-	-	H075	041SS-38	3			1000Ohm, 0,01mA	CVVUCR	33	211121 J17	088	
018	HIFI Therm. S10K R . VRTN	HT1	HT1.-	-	H075	041SS-38	3			1000Ohm, 0,01mA	CVVUCR	33	211121 J17	076	
006	HIFI Therm. S10K R . SHD		HT1.-	-	H075	041SS-38	3			Cable Shield	CVVUCR	33	211121 J17	086	
009	NC														
010	NC														
011	NC														
019	NC														
020	NC														
021	NC														
-										No Overall Shd FPU to FTHs					

Astrium GmbH	**Pin Allocation List** (Harness)	Doc.No.: HP-2-ASED-IC-0014
Project: HERSCHEL		Issue: 1.0 Date: 21.04.2004
		Sheet: PAL-1 (of 1)

Connector: 111100 P66 **Function:** HIFI FPU Calibrator Red. **Conn.-Type:** MWDM2L-15P-6C3-.630

Item: HHFPU **Location:** 73 / on HIFI FPU **Backshell:** BS-SS-17B-01

EMC-Category: 2C/Sig H in Cryostat

Pin	Signal Designation	Interface-Code Circuit	Signal	Pos.	Ch. ID	Wiring	Grouping: Shd	Cable	Twist	Comment	Target-Item	Location	Connector	Pin	New
010	HIFI CS-HR-TS-R . SHD		HBH.-	-	H081	041SS-38	1			Cable Shield	CVVUCR	33	211121 J17	060	
003	HIFI CS-HR-TS-R . I	HBH	HBH.-	-	H081	041SS-38	1			1000Ohm, 0,01mA	CVVUCR	33	211121 J17	061	
011	HIFI CS-HR-TS-R . IRTN	HBH	HBH.-	-	H081	041SS-38	1			1000Ohm, 0,01mA	CVVUCR	33	211121 J17	049	
004	HIFI CS-HR-TS-R . V	HBH	HBH.-	-	H081	041SS-38	1			1000Ohm, 0,01mA	CVVUCR	33	211121 J17	062	
012	HIFI CS-HR-TS-R . VRTN	HBH	HBH.-	-	H081	041SS-38	1			1000Ohm, 0,01mA	CVVUCR	33	211121 J17	050	
-															
005	HIFI CS-HT-R . SHD		HBT.-	-	H082	021BS-38	2			Cable Shield	CVVUCR	33	211121 J17	051	
013	HIFI CS-HT-R . SIG	HBT	HBT.-	-	H082	021BS-38	2			200Ohm, 3mA	CVVUCR	33	211121 J17	063	
006	HIFI CS-HT-R . RTN	HBT	HBT.-	-	H082	021BS-38	2			200Ohm, 3mA	CVVUCR	33	211121 J17	052	
-															
001	NC														
009	NC														
002	NC														
014	NC														
007	NC														
015	NC														
008	NC														
-										No Overall Shd FPU to FTHs					

Astrium GmbH	**Pin Allocation List**	Doc.No.: HP-2-ASED-IC-0014
Project: HERSCHEL	**(Harness)**	Issue: 1.0 Date: 21.04.2004
		Sheet: PAL-1 (of 4)

Connector: 211121 J18 **Function:** UFThr 160.8° (HIFI XH-01) **Conn.-Type:** 197-011P22-35P (Junct.)

Item: CVVUCR **Location:** 33 / CVV I/F CB Top PFM (CVVUCR) **Backshell:** 100/172_173_01_0A

EMC-Category: 2C/Sig H in Cryostat

Pin	Signal Designation	Interface-Code Circuit	Signal	Pos.	Ch. ID	Wiring	Grouping: Shd	Cable	Twist	Comment	Target-Item	Location	Connector	Pin	New
096	HIFI MX1-H . B		HMX.-	-	H001	051SS-38	1			Steel 061SS38	HHFPU	73	111100 P11	002	X
097	HIFI MX1-H . VM		HMX.-	-	H001	051SS-38	1				HHFPU	73	111100 P11	003	X
090	HIFI MX1-H . IM		HMX.-	-	H001	051SS-38	1				HHFPU	73	111100 P11	004	X
088	HIFI MX1-H . BRTN		HMX.-	-	H001	051SS-38	1				HHFPU	73	111100 P11	007	X
089	HIFI MX1-H . VMRTN		HMX.-	-	H001	051SS-38	1				HHFPU	73	111100 P11	008	X
095	HIFI MX1-H . SHD		HMX.-	-	H001	051SS-38	1			Cable Shield	HHFPU	73	111100 P11	001	X
-															
091	HIFI MX2-H . B		HMX.-	-	H002	051SS-38	2			Steel 061SS38	HHFPU	73	111100 P12	002	
099	HIFI MX2-H . VM		HMX.-	-	H002	051SS-38	2				HHFPU	73	111100 P12	003	
100	HIFI MX2-H . IM		HMX.-	-	H002	051SS-38	2				HHFPU	73	111100 P12	004	
092	HIFI MX2-H . BRTN		HMX.-	-	H002	051SS-38	2				HHFPU	73	111100 P12	007	
093	HIFI MX2-H . VMRTN		HMX.-	-	H002	051SS-38	2				HHFPU	73	111100 P12	008	
098	HIFI MX2-H . SHD		HMX.-	-	H002	051SS-38	2			Cable Shield	HHFPU	73	111100 P12	001	
-															
069	HIFI MX3-H . B		HMX.-	-	H003	051SS-38	3			Steel 061SS38	HHFPU	73	111100 P13	002	
070	HIFI MX3-H . VM		HMX.-	-	H003	051SS-38	3				HHFPU	73	111100 P13	003	
079	HIFI MX3-H . IM		HMX.-	-	H003	051SS-38	3				HHFPU	73	111100 P13	004	
068	HIFI MX3-H . BRTN		HMX.-	-	H003	051SS-38	3				HHFPU	73	111100 P13	007	
078	HIFI MX3-H . VMRTN		HMX.-	-	H003	051SS-38	3				HHFPU	73	111100 P13	008	
087	HIFI MX3-H . SHD		HMX.-	-	H003	051SS-38	3			Cable Shield	HHFPU	73	111100 P13	001	
-															
081	HIFI MX4-H . B		HMX.-	-	H004	051SS-38	4			Steel 061SS38	HHFPU	73	111100 P14	002	
072	HIFI MX4-H . VM		HMX.-	-	H004	051SS-38	4				HHFPU	73	111100 P14	003	
073	HIFI MX4-H . IM		HMX.-	-	H004	051SS-38	4				HHFPU	73	111100 P14	004	
080	HIFI MX4-H . BRTN		HMX.-	-	H004	051SS-38	4				HHFPU	73	111100 P14	007	
082	HIFI MX4-H . VMRTN		HMX.-	-	H004	051SS-38	4				HHFPU	73	111100 P14	008	
071	HIFI MX4-H . SHD		HMX.-	-	H004	051SS-38	4			Cable Shield	HHFPU	73	111100 P14	001	
-															
076	HIFI MX5-H . B		HMX.-	-	H005	051SS-38	5			Steel 061SS38	HHFPU	73	111100 P15	002	
084	HIFI MX5-H . VM		HMX.-	-	H005	051SS-38	5				HHFPU	73	111100 P15	003	
085	HIFI MX5-H . IM		HMX.-	-	H005	051SS-38	5				HHFPU	73	111100 P15	004	
075	HIFI MX5-H . BRTN		HMX.-	-	H005	051SS-38	5				HHFPU	73	111100 P15	007	
074	HIFI MX5-H . VMRTN		HMX.-	-	H005	051SS-38	5				HHFPU	73	111100 P15	008	
083	HIFI MX5-H . SHD		HMX.-	-	H005	051SS-38	5			Cable Shield	HHFPU	73	111100 P15	001	
-															
054	HIFI MX6-H . B		HMX.-	-	H006	051SS-38	6			Steel 061SS38	HHFPU	73	111100 P16	002	
055	HIFI MX6-H . VM		HMX.-	-	H006	051SS-38	6				HHFPU	73	111100 P16	003	
064	HIFI MX6-H . IM		HMX.-	-	H006	051SS-38	6				HHFPU	73	111100 P16	004	
065	HIFI MX6-H . BRTN		HMX.-	-	H006	051SS-38	6				HHFPU	73	111100 P16	007	

Astrium GmbH	**Pin Allocation List** (Harness)	Doc.No.: HP-2-ASED-IC-0014
Project: HERSCHEL		Issue: 1.0 Date: 21.04.2004
		Sheet: PAL-2 (of 4)

Connector: 211121 J18 **Function:** UFThr 160.8° (HIFI XH-01) **Conn.-Type:** 197-011P22-35P (Junct.)

Item: CVVUCR **Location:** 33 / CVV I/F CB Top PFM (CVVUCR) **Backshell:** 100/172_173_01_0A

EMC-Category: 2C/Sig H in Cryostat

Pin	Signal Designation	Interface-Code Circuit	Signal	Pos.	Ch. ID	Wiring	Grouping: Shd	Cable	Twist	Comment	Target-Item	Location	Connector	Pin	New
066	HIFI MX6-H . VMRTN		HMX.-	-	H006	051SS-38	6				HHFPU	73	111100 P16	008	
053	HIFI MX6-H . SHD		HMX.-	-	H006	051SS-38	6			Cable Shield	HHFPU	73	111100 P16	001	
-															
051	HIFI MX7-H . B		HMX.-	-	H007	051SS-38	7			Steel 061SS38	HHFPU	73	111100 P17	002	
052	HIFI MX7-H . VM		HMX.-	-	H007	051SS-38	7				HHFPU	73	111100 P17	003	
061	HIFI MX7-H . IM		HMX.-	-	H007	051SS-38	7				HHFPU	73	111100 P17	004	
062	HIFI MX7-H . BRTN		HMX.-	-	H007	051SS-38	7				HHFPU	73	111100 P17	007	
063	HIFI MX7-H . VMRTN		HMX.-	-	H007	051SS-38	7				HHFPU	73	111100 P17	008	
050	HIFI MX7-H . SHD		HMX.-	-	H007	051SS-38	7			Cable Shield	HHFPU	73	111100 P17	001	
-															
048	HIFI FIF1 D -H . D1		H1D.-	-	H025	041BS-30	8			Brass 041BS30	HHFPU	73	111100 P39	003	
049	HIFI FIF1 D -H . D2		H1D.-	-	H025	041BS-30	8				HHFPU	73	111100 P39	006	
059	HIFI FIF1 D -H . TST		H1D.-	-	H025	041BS-30	8				HHFPU	73	111100 P39	004	
060	HIFI FIF1 D -H . DRTN		H1D.-	-	H025	041BS-30	8				HHFPU	73	111100 P39	009	
058	HIFI FIF1 D -H . SHD		H1D.-	-	H025	041BS-30	8			Cable Shield	HHFPU	73	111100 P39	007	
-															
025	HIFI FIF1 G -H . G2		H1G.-	-	H026	031SS-38	9			Steel 031SS38	HHFPU	73	111100 P39	008	
036	HIFI FIF1 G -H . GRTN		H1G.-	-	H026	031SS-38	9				HHFPU	73	111100 P39	002	
035	HIFI FIF1 G -H . G1		H1G.-	-	H026	031SS-38	9				HHFPU	73	111100 P39	005	
016	HIFI FIF1 G -H . SHD		H1G.-	-	H026	031SS-38	9			Cable Shield	HHFPU	73	111100 P39	001	
-															
034	HIFI FIF2 D -H . D1		H1D.1	-	H027	031BS-30	10			Brass 031BS30	HHFPU	73	111100 P40	003	
045	HIFI FIF2 D -H . D2		H1D.1	-	H027	031BS-30	10				HHFPU	73	111100 P40	006	
044	HIFI FIF2 D -H . DRTN		H1D.1	-	H027	031BS-30	10				HHFPU	73	111100 P40	009	
033	HIFI FIF2 D -H . SHD		H1D.1	-	H027	031BS-30	10			Cable Shield	HHFPU	73	111100 P40	007	
-															
042	HIFI FIF2 G -H . G1		H1G.-	-	H028	031SS-38	11			Steel 031SS38	HHFPU	73	111100 P40	005	
043	HIFI FIF2 G -H . G2		H1G.-	-	H028	031SS-38	11				HHFPU	73	111100 P40	008	
032	HIFI FIF2 G -H . GRTN		H1G.-	-	H028	031SS-38	11				HHFPU	73	111100 P40	002	
031	HIFI FIF2 G -H . SHD		H1G.-	-	H028	031SS-38	11			Cable Shield	HHFPU	73	111100 P40	001	
-															
030	HIFI FIF3 D -H . D1		H1D.1	-	H029	031BS-30	12			Steel 031SS30	HHFPU	73	111100 P41	003	
041	HIFI FIF3 D -H . D2		H1D.1	-	H029	031BS-30	12				HHFPU	73	111100 P41	006	
040	HIFI FIF3 D -H . DRTN		H1D.1	-	H029	031BS-30	12				HHFPU	73	111100 P41	009	
029	HIFI FIF3 D -H . SHD		H1D.1	-	H029	031BS-30	12			Cable Shield	HHFPU	73	111100 P41	007	
-															
028	HIFI FIF3 G -H . G1		H1G.-	-	H030	031SS-38	13			Steel 031SS38	HHFPU	73	111100 P41	005	
039	HIFI FIF3 G -H . G2		H1G.-	-	H030	031SS-38	13				HHFPU	73	111100 P41	008	
038	HIFI FIF3 G -H . GRTN		H1G.-	-	H030	031SS-38	13				HHFPU	73	111100 P41	002	

Astrium GmbH	**Pin Allocation List**	Doc.No.: HP-2-ASED-IC-0014
Project: HERSCHEL	**(Harness)**	Issue: 1.0 Date: 21.04.2004
		Sheet: PAL-3 (of 4)

Connector: 211121 J18 **Function:** UFThr 160.8° (HIFI XH-01) **Conn.-Type:** 197-011P22-35P (Junct.)

Item: CVVUCR **Location:** 33 / CVV I/F CB Top PFM (CVVUCR) **Backshell:** 100/172_173_01_0A

EMC-Category: 2C/Sig H in Cryostat

		Interface-Code					Grouping:							
Pin	**Signal Designation**	**Circuit**	**Signal**	**Pos.**	**Ch. ID**	**Wiring**	**Shd**	**Cable**	**Twist**	**Comment**	**Target-Item**	**Location**	**Connector**	**Pin**	**New**
027	HIFI FIF3 G -H . SHD		H1G.-	-	H030	031SS-38	13			Cable Shield	HHFPU	73	111100 P41	001	
-															
014	HIFI FIF4 D -H . D1		H1D.-	-	H031	041BS-30	14			Brass 041BS30	HHFPU	73	111100 P42	003	
015	HIFI FIF4 D -H . D2		H1D.-	-	H031	041BS-30	14				HHFPU	73	111100 P42	006	
023	HIFI FIF4 D -H . TST		H1D.-	-	H031	041BS-30	14				HHFPU	73	111100 P42	004	
024	HIFI FIF4 D -H . DRTN		H1D.-	-	H031	041BS-30	14				HHFPU	73	111100 P42	009	
022	HIFI FIF4 D -H . SHD		H1D.-	-	H031	041BS-30	14			Cable Shield	HHFPU	73	111100 P42	007	
-															
012	HIFI FIF4 G -H . G1		H1G.-	-	H032	031SS-38	15			Steel 031SS38	HHFPU	73	111100 P42	005	
013	HIFI FIF4 G -H . G2		H1G.-	-	H032	031SS-38	15				HHFPU	73	111100 P42	008	
021	HIFI FIF4 G -H . GRTN		H1G.-	-	H032	031SS-38	15				HHFPU	73	111100 P42	002	
020	HIFI FIF4 G -H . SHD		H1G.-	-	H032	031SS-38	15			Cable Shield	HHFPU	73	111100 P42	001	
-															
017	HIFI FIF5 D -H . D1		H1D.1	-	H033	031BS-30	16			Brass 031BS30	HHFPU	73	111100 P43	003	
037	HIFI FIF5 D -H . D2		H1D.1	-	H033	031BS-30	16				HHFPU	73	111100 P43	006	
026	HIFI FIF5 D -H . DRTN		H1D.1	-	H033	031BS-30	16				HHFPU	73	111100 P43	009	
009	HIFI FIF5 D -H . SHD		H1D.1	-	H033	031BS-30	16			Cable Shield	HHFPU	73	111100 P43	007	
-															
010	HIFI FIF5 G -H . G1		H1G.-	-	H034	031SS-38	17			Steel 031SS38	HHFPU	73	111100 P43	005	
019	HIFI FIF5 G -H . G2		H1G.-	-	H034	031SS-38	17				HHFPU	73	111100 P43	008	
011	HIFI FIF5 G -H . GRTN		H1G.-	-	H034	031SS-38	17				HHFPU	73	111100 P43	002	
018	HIFI FIF5 G -H . SHD		H1G.-	-	H034	031SS-38	17			Cable Shield	HHFPU	73	111100 P43	001	
-															
001	HIFI FIF6 D -H . D1		H1D.1	-	H035	031BS-30	18			Brass 031BS30	HHFPU	73	111100 P44	003	
002	HIFI FIF6 D -H . D2		H1D.1	-	H035	031BS-30	18				HHFPU	73	111100 P44	006	
003	HIFI FIF6 D -H . DRTN		H1D.1	-	H035	031BS-30	18				HHFPU	73	111100 P44	009	
008	HIFI FIF6 D -H . SHD		H1D.1	-	H035	031BS-30	18			Cable Shield	HHFPU	73	111100 P44	007	
-															
004	HIFI FIF6 G -H . G1		H1G.-	-	H036	031SS-38	19			Steel 031SS38	HHFPU	73	111100 P44	005	
005	HIFI FIF6 G -H . G2		H1G.-	-	H036	031SS-38	19				HHFPU	73	111100 P44	008	
006	HIFI FIF6 G -H . GRTN		H1G.-	-	H036	031SS-38	19				HHFPU	73	111100 P44	002	
007	HIFI FIF6 G -H . SHD		H1G.-	-	H036	031SS-38	19			Cable Shield	HHFPU	73	111100 P44	001	
-															
056	HIFI FIF7 D -H . D1		H1D.1	-	H037	031BS-30	20			Brass 031BS30	HHFPU	73	111100 P45	003	
057	HIFI FIF7 D -H . D2		H1D.1	-	H037	031BS-30	20				HHFPU	73	111100 P45	006	
046	HIFI FIF7 D -H . DRTN		H1D.1	-	H037	031BS-30	20				HHFPU	73	111100 P45	009	
047	HIFI FIF7 D -H . SHD		H1D.1	-	H037	031BS-30	20			Cable Shield	HHFPU	73	111100 P45	007	
-															
077	HIFI FIF7 G -H . G1		H1G.-	-	H038	031SS-38	21			Steel 031SS38	HHFPU	73	111100 P45	005	

Astrium GmbH	**Pin Allocation List** (Harness)	Doc.No.: HP-2-ASED-IC-0014
Project: HERSCHEL		Issue: 1.0 Date: 21.04.2004
		Sheet: PAL-4 (of 4)

Connector: 211121 J18 **Function:** UFThr 160.8° (HIFI XH-01) **Conn.-Type:** 197-011P22-35P (Junct.)

Item: CVVUCR **Location:** 33 / CVV I/F CB Top PFM (CVVUCR) **Backshell:** 100/172_173_01_0A

EMC-Category: 2C/Sig H in Cryostat

Pin	Signal Designation	Interface-Code Circuit	Signal	Pos.	Ch. ID	Wiring	Grouping: Shd	Cable	Twist	Comment	Target-Item	Location	Connector	Pin	New
086	HIFI FIF7 G -H . G2		H1G.-	-	H038	031SS-38	21				HHFPU	73	111100 P45	008	
094	HIFI FIF7 G -H . GRTN		H1G.-	-	H038	031SS-38	21				HHFPU	73	111100 P45	002	
067	HIFI FIF7 G -H . SHD		H1G.-	-	H038	031SS-38	21			Cable Shield	HHFPU	73	111100 P45	001	
-															
-										No Overall Shield at FTH Juntion side					

Astrium GmbH	**Pin Allocation List**	Doc.No.: HP-2-ASED-IC-0014
Project: HERSCHEL	**(Harness)**	Issue: 1.0 Date: 21.04.2004
		Sheet: PAL-1 (of 4)

Connector: 211121 J16 **Function:** UFThr 138.3° (HIFI XH-02) **Conn.-Type:** 197-011P22-35P (Junct.)

Item: CVVUCR **Location:** 33 / CVV I/F CB Top PFM (CVVUCR) **Backshell:** 100/172_173_01_0A

EMC-Category: 2C/Sig H in Cryostat

Pin	Signal Designation	Interface-Code Circuit	Signal	Pos.	Ch. ID	Wiring	Grouping: Shd	Cable	Twist	Comment	Target-Item	Location	Connector	Pin	New
079	HIFI MGHT1-H . HT		HMH.-	-	H015	041BS-38	1			Brass 041BS38	HHFPU	73	111100 P25	006	
070	HIFI MGHT1-H . HTRTN		HMH.-	-	H015	041BS-38	1				HHFPU	73	111100 P25	001	
080	HIFI MGHT1-H . MG		HMH.-	-	H015	041BS-38	1				HHFPU	73	111100 P25	007	
071	HIFI MGHT1-H . MGRTN		HMH.-	-	H015	041BS-38	1				HHFPU	73	111100 P25	002	
069	HIFI MGHT1-H . SHD		HMH.-	-	H015	041BS-38	1			Cable Shield	HHFPU	73	111100 P25	003	
-															
097	HIFI MGHT2 -H . HT		HMH.-	-	H016	041BS-38	2			Brass 041BS38	HHFPU	73	111100 P26	006	
089	HIFI MGHT2 -H . HTRTN		HMH.-	-	H016	041BS-38	2				HHFPU	73	111100 P26	001	
098	HIFI MGHT2 -H . MG		HMH.-	-	H016	041BS-38	2				HHFPU	73	111100 P26	007	
090	HIFI MGHT2 -H . MGRTN		HMH.-	-	H016	041BS-38	2				HHFPU	73	111100 P26	002	
096	HIFI MGHT2 -H . SHD		HMH.-	-	H016	041BS-38	2			Cable Shield	HHFPU	73	111100 P26	003	
-															
099	HIFI MGHT3 -H . HT		HMH.-	-	H017	041BS-38	3			Brass 041BS38	HHFPU	73	111100 P27	006	
091	HIFI MGHT3 -H . HTRTN		HMH.-	-	H017	041BS-38	3				HHFPU	73	111100 P27	001	
100	HIFI MGHT3 -H . MG		HMH.-	-	H017	041BS-38	3				HHFPU	73	111100 P27	007	
092	HIFI MGHT3 -H . MGRTN		HMH.-	-	H017	041BS-38	3				HHFPU	73	111100 P27	002	
093	HIFI MGHT3 -H . SHD		HMH.-	-	H017	041BS-38	3			Cable Shield	HHFPU	73	111100 P27	003	
-															
081	HIFI MGHT4 -H . HT		HMH.-	-	H018	041BS-38	4			Brass 041BS38	HHFPU	73	111100 P28	006	
072	HIFI MGHT4 -H . HTRTN		HMH.-	-	H018	041BS-38	4				HHFPU	73	111100 P28	001	
082	HIFI MGHT4 -H . MG		HMH.-	-	H018	041BS-38	4				HHFPU	73	111100 P28	007	
073	HIFI MGHT4 -H . MGRTN		HMH.-	-	H018	041BS-38	4				HHFPU	73	111100 P28	002	
083	HIFI MGHT4 -H . SHD		HMH.-	-	H018	041BS-38	4			Cable Shield	HHFPU	73	111100 P28	003	
-															
084	HIFI MGHT5 -H . HT		HMH.-	-	H019	041BS-38	5			Brass 041BS38	HHFPU	73	111100 P29	006	
074	HIFI MGHT5 -H . HTRTN		HMH.-	-	H019	041BS-38	5				HHFPU	73	111100 P29	001	
085	HIFI MGHT5 -H . MG		HMH.-	-	H019	041BS-38	5				HHFPU	73	111100 P29	007	
075	HIFI MGHT5 -H . MGRTN		HMH.-	-	H019	041BS-38	5				HHFPU	73	111100 P29	002	
076	HIFI MGHT5 -H . SHD		HMH.-	-	H019	041BS-38	5			Cable Shield	HHFPU	73	111100 P29	003	
-															
052	HIFI SIF D1 -H . SIF1		H2D.-	-	H053	051BS-30	6			Brass 051BS30	HHFPU	73	111100 P53	013	
063	HIFI SIF D1 -H . SIF2		H2D.-	-	H053	051BS-30	6				HHFPU	73	111100 P53	003	
051	HIFI SIF D1 -H . SIF3		H2D.-	-	H053	051BS-30	6				HHFPU	73	111100 P53	014	
062	HIFI SIF D1 -H . SIF4		H2D.-	-	H053	051BS-30	6				HHFPU	73	111100 P53	004	
061	HIFI SIF D1 -H . RTN1		H2D.-	-	H053	051BS-30	6				HHFPU	73	111100 P53	012	
050	HIFI SIF D1 -H . SHD01		H2D.-	-	H053	051BS-30	6			Cable Shield	HHFPU	73	111100 P53	001	
-															
054	HIFI SIF D1 -H . SIF5		H2D.-	-	H053	051BS-30	6			Brass 051BS30	HHFPU	73	111100 P53	015	
065	HIFI SIF D1 -H . SIF6		H2D.-	-	H053	051BS-30	6				HHFPU	73	111100 P53	005	

Astrium GmbH	**Pin Allocation List**	Doc.No.: HP-2-ASED-IC-0014
Project: HERSCHEL	**(Harness)**	Issue: 1.0 Date: 21.04.2004
		Sheet: PAL-2 (of 4)

Connector: 211121 J16 **Function:** UFThr 138.3° (HIFI XH-02) **Conn.-Type:** 197-011P22-35P (Junct.)

Item: CVVUCR **Location:** 33 / CVV I/F CB Top PFM (CVVUCR) **Backshell:** 100/172_173_01_0A

EMC-Category: 2C/Sig H in Cryostat

		Interface-Code					Grouping:							
Pin	**Signal Designation**	**Circuit**	**Signal**	**Pos.**	**Ch. ID**	**Wiring**	**Shd**	**Cable**	**Twist**	**Comment**	**Target-Item**	**Location**	**Connector**	**Pin**	**New**
055	HIFI SIF D1 -H . SIF7		H2D.-	-	H053	051BS-30	6				HHFPU	73	111100 P53	016	
066	HIFI SIF D1 -H . TST		H2D.-	-	H053	051BS-30	6				HHFPU	73	111100 P53	002	
064	HIFI SIF D1 -H . RTN2		H2D.-	-	H053	051BS-30	6				HHFPU	73	111100 P53	006	
053	HIFI SIF D1 -H . SHD02		H2D.-	-	H053	051BS-30	6			Cable Shield	HHFPU	73	111100 P53	017	
-															
059	HIFI SIF G1 -H . GA		H2G.-	-	H054	041SS-38	7			Steel 041SS-38	HHFPU	73	111100 P53	009	
048	HIFI SIF G1 -H . ARTN		H2G.-	-	H054	041SS-38	7				HHFPU	73	111100 P53	019	
060	HIFI SIF G1 -H . GB		H2G.-	-	H054	041SS-38	7				HHFPU	73	111100 P53	010	
049	HIFI SIF G1 -H . BRTN		H2G.-	-	H054	041SS-38	7				HHFPU	73	111100 P53	020	
047	HIFI SIF G1 -H . SHD03		H2G.-	-	H054	041SS-38	7			Cable Shield	HHFPU	73	111100 P53	021	
-															
030	HIFI SIF D2 -H . SIF1		H2D.-	-	H055	051BS-30	8			Brass 051BS30	HHFPU	73	111100 P54	013	
041	HIFI SIF D2 -H . SIF2		H2D.-	-	H055	051BS-30	8				HHFPU	73	111100 P54	003	
042	HIFI SIF D2 -H . SIF3		H2D.-	-	H055	051BS-30	8				HHFPU	73	111100 P54	014	
031	HIFI SIF D2 -H . SIF4		H2D.-	-	H055	051BS-30	8				HHFPU	73	111100 P54	004	
040	HIFI SIF D2 -H . RTN1		H2D.-	-	H055	051BS-30	8				HHFPU	73	111100 P54	012	
029	HIFI SIF D2 -H . SHD01		H2D.-	-	H055	051BS-30	8			Cable Shield	HHFPU	73	111100 P54	001	
-															
033	HIFI SIF D2 -H . SIF5		H2D.-	-	H055	051BS-30	8			Brass 051BS30	HHFPU	73	111100 P54	015	
044	HIFI SIF D2 -H . SIF6		H2D.-	-	H055	051BS-30	8				HHFPU	73	111100 P54	005	
034	HIFI SIF D2 -H . SIF7		H2D.-	-	H055	051BS-30	8				HHFPU	73	111100 P54	016	
045	HIFI SIF D2 -H . TST		H2D.-	-	H055	051BS-30	8				HHFPU	73	111100 P54	002	
043	HIFI SIF D2 -H . RTN2		H2D.-	-	H055	051BS-30	8				HHFPU	73	111100 P54	006	
032	HIFI SIF D2 -H . SHD02		H2D.-	-	H055	051BS-30	8			Cable Shield	HHFPU	73	111100 P54	017	
-															
038	HIFI SIF G2 -H . GA		H2G.-	-	H056	041SS-38	9			Steel 041SS38	HHFPU	73	111100 P54	009	
027	HIFI SIF G2 -H . ARTN		H2G.-	-	H056	041SS-38	9				HHFPU	73	111100 P54	019	
025	HIFI SIF G2 -H . GB		H2G.-	-	H056	041SS-38	9				HHFPU	73	111100 P54	010	
028	HIFI SIF G2 -H . BRTN		H2G.-	-	H056	041SS-38	9				HHFPU	73	111100 P54	020	
037	HIFI SIF G2 -H . SHD03		H2G.-	-	H056	041SS-38	9			Cable Shield	HHFPU	73	111100 P54	021	
-															
012	HIFI SIF D3 -H . SIF1		H2D.-	-	H057	051BS-30	10			Brass 051BS30	HHFPU	73	111100 P55	013	
021	HIFI SIF D3 -H . SIF2		H2D.-	-	H057	051BS-30	10				HHFPU	73	111100 P55	003	
011	HIFI SIF D3 -H . SIF3		H2D.-	-	H057	051BS-30	10				HHFPU	73	111100 P55	014	
020	HIFI SIF D3 -H . SIF4		H2D.-	-	H057	051BS-30	10				HHFPU	73	111100 P55	004	
019	HIFI SIF D3 -H . RTN1		H2D.-	-	H057	051BS-30	10				HHFPU	73	111100 P55	012	
010	HIFI SIF D3 -H . SHD01		H2D.-	-	H057	051BS-30	10			Cable Shield	HHFPU	73	111100 P55	001	
-															
015	HIFI SIF D3 -H . SIF5		H2D.-	-	H057	051BS-30	10			Brass 051BS30	HHFPU	73	111100 P55	015	

Astrium GmbH	# Pin Allocation List	Doc.No.: HP-2-ASED-IC-0014
Project: HERSCHEL	**(Harness)**	Issue: 1.0 Date: 21.04.2004
		Sheet: PAL-3 (of 4)

Connector: 211121 J16 **Function:** UFThr 138.3° (HIFI XH-02) **Conn.-Type:** 197-011P22-35P (Junct.)

Item: CVVUCR **Location:** 33 / CVV I/F CB Top PFM (CVVUCR) **Backshell:** 100/172_173_01_0A

EMC-Category: 2C/Sig H in Cryostat

Pin	Signal Designation	Interface-Code Circuit	Signal	Pos.	Ch. ID	Wiring	Grouping: Shd	Cable	Twist	Comment	Target-Item	Location	Connector	Pin	New
024	HIFI SIF D3 -H . SIF6		H2D.-	-	H057	051BS-30	10				HHFPU	73	111100 P55	005	
014	HIFI SIF D3 -H . SIF7		H2D.-	-	H057	051BS-30	10				HHFPU	73	111100 P55	016	
023	HIFI SIF D3 -H . TST		H2D.-	-	H057	051BS-30	10				HHFPU	73	111100 P55	002	
022	HIFI SIF D3 -H . RTN2		H2D.-	-	H057	051BS-30	10				HHFPU	73	111100 P55	006	
013	HIFI SIF D3 -H . SHD02		H2D.-	-	H057	051BS-30	10			Cable Shield	HHFPU	73	111100 P55	017	
-															
004	HIFI SIF G3 -H . GA		H2G.-	-	H058	041SS-38	11			Steel 041SS38	HHFPU	73	111100 P55	009	
005	HIFI SIF G3 -H . ARTN		H2G.-	-	H058	041SS-38	11				HHFPU	73	111100 P55	019	
007	HIFI SIF G3 -H . GB		H2G.-	-	H058	041SS-38	11				HHFPU	73	111100 P55	010	
006	HIFI SIF G3 -H . BRTN		H2G.-	-	H058	041SS-38	11				HHFPU	73	111100 P55	020	
003	HIFI SIF G3 -H . SHD03		H2G.-	-	H058	041SS-38	11			Cable Shield	HHFPU	73	111100 P55	021	
-	NC														
-	NC														
-	NC														
-	NC														
-	NC														
-	NC														
-	NC														
-	NC														
-	NC														
-	NC														
-	NC														
-	NC														
-	NC														
-	NC														
-	NC														
-	NC														
-	NC														
-	NC														
-	NC														
-	NC														
-	NC														
-	NC														
-	NC														
-	NC														
-	NC														
-	NC														
-	NC														
-	NC														
-	NC														

Astrium GmbH	**Pin Allocation List** (Harness)	Doc.No.: HP-2-ASED-IC-0014
Project: HERSCHEL		Issue: 1.0 Date: 21.04.2004
		Sheet: PAL-4 (of 4)

Connector: 211121 J16 **Function:** UFThr 138.3° (HIFI XH-02) **Conn.-Type:** 197-011P22-35P (Junct.)

Item: CVVUCR **Location:** 33 / CVV I/F CB Top PFM (CVVUCR) **Backshell:** 100/172_173_01_0A

EMC-Category: 2C/Sig H in Cryostat

Pin	Signal Designation	Interface-Code Circuit	Signal	Pos.	Ch. ID	Wiring	Grouping: Shd	Cable	Twist	Comment	Target-Item	Location	Connector	Pin	New
-	NC									No Overall Shield at Junction Side					

Astrium GmbH	**Pin Allocation List**	Doc.No.: HP-2-ASED-IC-0014
Project: HERSCHEL	**(Harness)**	Issue: 1.0 Date: 21.04.2004
		Sheet: PAL-1 (of 4)

Connector: 211121 J19 **Function:** UFThr 167.0° (HIFI XH-03) **Conn.-Type:** 197-011P22-35P (Junct.)

Item: CVVUCR **Location:** 33 / CVV I/F CB Top PFM (CVVUCR) **Backshell:** 100/172_173_01_0A

EMC-Category: 2C/Sig H in Cryostat

Pin	Signal Designation	Interface-Code Circuit	Signal	Pos.	Ch. ID	Wiring	Grouping: Shd	Cable	Twist	Comment	Target-Item	Location	Connector	Pin	New
096	HIFI MX1-V . B		HMX.-	-	H008	051SS-38	1			Steel 061SS38	HHFPU	73	111100 P18	002	
097	HIFI MX1-V . VM		HMX.-	-	H008	051SS-38	1				HHFPU	73	111100 P18	003	
090	HIFI MX1-V . IM		HMX.-	-	H008	051SS-38	1				HHFPU	73	111100 P18	004	
088	HIFI MX1-V . BRTN		HMX.-	-	H008	051SS-38	1				HHFPU	73	111100 P18	007	
089	HIFI MX1-V . VMRTN		HMX.-	-	H008	051SS-38	1				HHFPU	73	111100 P18	008	
095	HIFI MX1-V . SHD		HMX.-	-	H008	051SS-38	1			Cable Shield	HHFPU	73	111100 P18	001	
-															
091	HIFI MX2-V . B		HMX.-	-	H009	051SS-38	2			Steel 061SS38	HHFPU	73	111100 P19	002	
099	HIFI MX2-V . VM		HMX.-	-	H009	051SS-38	2				HHFPU	73	111100 P19	003	
100	HIFI MX2-V . IM		HMX.-	-	H009	051SS-38	2				HHFPU	73	111100 P19	004	
092	HIFI MX2-V . BRTN		HMX.-	-	H009	051SS-38	2				HHFPU	73	111100 P19	007	
093	HIFI MX2-V . VMRTN		HMX.-	-	H009	051SS-38	2				HHFPU	73	111100 P19	008	
098	HIFI MX2-V . SHD		HMX.-	-	H009	051SS-38	2			Cable Shield	HHFPU	73	111100 P19	001	
-															
069	HIFI MX3-V . B		HMX.-	-	H010	051SS-38	3			Steel 061SS38	HHFPU	73	111100 P20	002	
070	HIFI MX3-V . VM		HMX.-	-	H010	051SS-38	3				HHFPU	73	111100 P20	003	
079	HIFI MX3-V . IM		HMX.-	-	H010	051SS-38	3				HHFPU	73	111100 P20	004	
068	HIFI MX3-V . BRTN		HMX.-	-	H010	051SS-38	3				HHFPU	73	111100 P20	007	
078	HIFI MX3-V . VMRTN		HMX.-	-	H010	051SS-38	3				HHFPU	73	111100 P20	008	
087	HIFI MX3-V . SHD		HMX.-	-	H010	051SS-38	3			Cable Shield	HHFPU	73	111100 P20	001	
-															
081	HIFI MX4-V . B		HMX.-	-	H011	051SS-38	4			Steel 061SS38	HHFPU	73	111100 P21	002	
072	HIFI MX4-V . VM		HMX.-	-	H011	051SS-38	4				HHFPU	73	111100 P21	003	
073	HIFI MX4-V . IM		HMX.-	-	H011	051SS-38	4				HHFPU	73	111100 P21	004	
080	HIFI MX4-V . BRTN		HMX.-	-	H011	051SS-38	4				HHFPU	73	111100 P21	007	
082	HIFI MX4-V . VMRTN		HMX.-	-	H011	051SS-38	4				HHFPU	73	111100 P21	008	
071	HIFI MX4-V . SHD		HMX.-	-	H011	051SS-38	4			Cable Shield	HHFPU	73	111100 P21	001	
-															
076	HIFI MX5-V . B		HMX.-	-	H012	051SS-38	5			Steel 061SS38	HHFPU	73	111100 P22	002	
084	HIFI MX5-V . VM		HMX.-	-	H012	051SS-38	5				HHFPU	73	111100 P22	003	
085	HIFI MX5-V . IM		HMX.-	-	H012	051SS-38	5				HHFPU	73	111100 P22	004	
075	HIFI MX5-V . BRTN		HMX.-	-	H012	051SS-38	5				HHFPU	73	111100 P22	007	
074	HIFI MX5-V . VMRTN		HMX.-	-	H012	051SS-38	5				HHFPU	73	111100 P22	008	
083	HIFI MX5-V . SHD		HMX.-	-	H012	051SS-38	5			Cable Shield	HHFPU	73	111100 P22	001	
-															
054	HIFI MX6-V . B		HMX.-	-	H013	051SS-38	6			Steel 061SS38	HHFPU	73	111100 P23	002	
055	HIFI MX6-V . VM		HMX.-	-	H013	051SS-38	6				HHFPU	73	111100 P23	003	
064	HIFI MX6-V . IM		HMX.-	-	H013	051SS-38	6				HHFPU	73	111100 P23	004	
065	HIFI MX6-V . BRTN		HMX.-	-	H013	051SS-38	6				HHFPU	73	111100 P23	007	

Astrium GmbH	**Pin Allocation List** (Harness)	Doc.No.: HP-2-ASED-IC-0014
Project: HERSCHEL		Issue: 1.0 Date: 21.04.2004
		Sheet: PAL-2 (of 4)

Connector: 211121 J19 **Function:** UFThr 167.0° (HIFI XH-03) **Conn.-Type:** 197-011P22-35P (Junct.)

Item: CVVUCR **Location:** 33 / CVV I/F CB Top PFM (CVVUCR) **Backshell:** 100/172_173_01_0A

EMC-Category: 2C/Sig H in Cryostat

Pin	Signal Designation	Interface-Code Circuit	Signal	Pos.	Ch. ID	Wiring	Grouping: Shd	Cable	Twist	Comment	Target-Item	Location	Connector	Pin	New
066	HIFI MX6-V . VMRTN		HMX.-	-	H013	051SS-38	6				HHFPU	73	111100 P23	008	
053	HIFI MX6-V . SHD		HMX.-	-	H013	051SS-38	6			Cable Shield	HHFPU	73	111100 P23	001	
-															
051	HIFI MX7-V . B		HMX.-	-	H014	051SS-38	7			Steel 061SS38	HHFPU	73	111100 P24	002	
052	HIFI MX7-V . VM		HMX.-	-	H014	051SS-38	7				HHFPU	73	111100 P24	003	
061	HIFI MX7-V . IM		HMX.-	-	H014	051SS-38	7				HHFPU	73	111100 P24	004	
062	HIFI MX7-V . BRTN		HMX.-	-	H014	051SS-38	7				HHFPU	73	111100 P24	007	
063	HIFI MX7-V . VMRTN		HMX.-	-	H014	051SS-38	7				HHFPU	73	111100 P24	008	
050	HIFI MX7-V . SHD		HMX.-	-	H014	051SS-38	7			Cable Shield	HHFPU	73	111100 P24	001	
-															
048	HIFI FIF1 D -V . D1		H1D.-	-	H039	041BS-30	8			Brass 041BS30	HHFPU	73	111100 P46	003	
049	HIFI FIF1 D -V . D2		H1D.-	-	H039	041BS-30	8				HHFPU	73	111100 P46	006	
059	HIFI FIF1 D -V . TST		H1D.-	-	H039	041BS-30	8				HHFPU	73	111100 P46	004	
060	HIFI FIF1 D -V . DRTN		H1D.-	-	H039	041BS-30	8				HHFPU	73	111100 P46	009	
058	HIFI FIF1 D -V . SHD		H1D.-	-	H039	041BS-30	8			Cable Shield	HHFPU	73	111100 P46	007	
-															
025	HIFI FIF1 G -V . G1		H1G.-	-	H040	031SS-38	9			Steel 031SS38	HHFPU	73	111100 P46	005	
036	HIFI FIF1 G -V . G2		H1G.-	-	H040	031SS-38	9				HHFPU	73	111100 P46	008	
035	HIFI FIF1 G -V . GRTN		H1G.-	-	H040	031SS-38	9				HHFPU	73	111100 P46	002	
016	HIFI FIF1 G -V . SHD		H1G.-	-	H040	031SS-38	9			Cable Shield	HHFPU	73	111100 P46	001	
-															
034	HIFI FIF2 D -V . D1		H1D.1	-	H041	031BS-30	10			Steel 031SS30	HHFPU	73	111100 P47	003	
045	HIFI FIF2 D -V . D2		H1D.1	-	H041	031BS-30	10				HHFPU	73	111100 P47	006	
044	HIFI FIF2 D -V . DRTN		H1D.1	-	H041	031BS-30	10				HHFPU	73	111100 P47	009	
033	HIFI FIF2 D -V . SHD		H1D.1	-	H041	031BS-30	10			Cable Shield	HHFPU	73	111100 P47	007	
-															
042	HIFI FIF2 G -V . G1		H1G.-	-	H042	031SS-38	11			Steel 031SS38	HHFPU	73	111100 P47	005	
043	HIFI FIF2 G -V . G2		H1G.-	-	H042	031SS-38	11				HHFPU	73	111100 P47	008	
032	HIFI FIF2 G -V . GRTN		H1G.-	-	H042	031SS-38	11				HHFPU	73	111100 P47	002	
031	HIFI FIF2 G -V . SHD		H1G.-	-	H042	031SS-38	11			Cable Shield	HHFPU	73	111100 P47	001	
-															
030	HIFI FIF3 D -V . D1		H1D.1	-	H043	031BS-30	12			Brass 031BS30	HHFPU	73	111100 P48	003	
041	HIFI FIF3 D -V . D2		H1D.1	-	H043	031BS-30	12				HHFPU	73	111100 P48	006	
040	HIFI FIF3 D -V . DRTN		H1D.1	-	H043	031BS-30	12				HHFPU	73	111100 P48	009	
029	HIFI FIF3 D -V . SHD		H1D.1	-	H043	031BS-30	12			Cable Shield	HHFPU	73	111100 P48	007	
-															
028	HIFI FIF3 G -V . G1		H1G.-	-	H044	031SS-38	13			Steel 031SS38	HHFPU	73	111100 P48	005	
039	HIFI FIF3 G -V . G2		H1G.-	-	H044	031SS-38	13				HHFPU	73	111100 P48	008	
038	HIFI FIF3 G -V . GRTN		H1G.-	-	H044	031SS-38	13				HHFPU	73	111100 P48	002	

Astrium GmbH	**Pin Allocation List** (Harness)	Doc.No.: HP-2-ASED-IC-0014
Project: HERSCHEL		Issue: 1.0 Date: 21.04.2004
		Sheet: PAL-3 (of 4)

Connector: 211121 J19 **Function:** UFThr 167.0° (HIFI XH-03) **Conn.-Type:** 197-011P22-35P (Junct.)

Item: CVVUCR **Location:** 33 / CVV I/F CB Top PFM (CVVUCR) **Backshell:** 100/172_173_01_0A

EMC-Category: 2C/Sig H in Cryostat

Pin	Signal Designation	Interface-Code Circuit	Signal	Pos.	Ch. ID	Wiring	Grouping: Shd	Cable	Twist	Comment	Target-Item	Location	Connector	Pin	New
027	HIFI FIF3 G -V . SHD		H1G.-	-	H044	031SS-38	13			Cable Shield	HHFPU	73	111100 P48	001	
-															
014	HIFI FIF4 D -V . D1		H1D.-	-	H045	041BS-30	14			Brass 041BS30	HHFPU	73	111100 P49	003	
015	HIFI FIF4 D -V . D2		H1D.-	-	H045	041BS-30	14				HHFPU	73	111100 P49	006	
023	HIFI FIF4 D -V . TST		H1D.-	-	H045	041BS-30	14				HHFPU	73	111100 P49	004	
024	HIFI FIF4 D -V . DRTN		H1D.-	-	H045	041BS-30	14				HHFPU	73	111100 P49	009	
022	HIFI FIF4 D -V . SHD		H1D.-	-	H045	041BS-30	14			Cable Shield	HHFPU	73	111100 P49	007	
-															
012	HIFI FIF4 G -V . G1		H1G.-	-	H046	031SS-38	15			Steel 031SS38	HHFPU	73	111100 P49	005	
013	HIFI FIF4 G -V . G2		H1G.-	-	H046	031SS-38	15				HHFPU	73	111100 P49	008	
021	HIFI FIF4 G -V . GRTN		H1G.-	-	H046	031SS-38	15				HHFPU	73	111100 P49	002	
020	HIFI FIF4 G -V . SHD		H1G.-	-	H046	031SS-38	15			Cable Shield	HHFPU	73	111100 P49	001	
-															
017	HIFI FIF5 D -V . D1		H1D.1	-	H047	031BS-30	16			Brass 031BS30	HHFPU	73	111100 P50	003	
037	HIFI FIF5 D -V . D2		H1D.1	-	H047	031BS-30	16				HHFPU	73	111100 P50	006	
026	HIFI FIF5 D -V . DRTN		H1D.1	-	H047	031BS-30	16				HHFPU	73	111100 P50	009	
009	HIFI FIF5 D -V . SHD		H1D.1	-	H047	031BS-30	16			Cable Shield	HHFPU	73	111100 P50	007	
-															
010	HIFI FIF5 G -V . G1		H1G.-	-	H048	031SS-38	17			Steel 031SS38	HHFPU	73	111100 P50	005	
019	HIFI FIF5 G -V . G2		H1G.-	-	H048	031SS-38	17				HHFPU	73	111100 P50	008	
011	HIFI FIF5 G -V . GRTN		H1G.-	-	H048	031SS-38	17				HHFPU	73	111100 P50	002	
018	HIFI FIF5 G -V . SHD		H1G.-	-	H048	031SS-38	17			Cable Shield	HHFPU	73	111100 P50	001	
-															
001	HIFI FIF6 D -V . D1		H1D.1	-	H049	031BS-30	18			Brass 031BS30	HHFPU	73	111100 P51	003	
002	HIFI FIF6 D -V . D2		H1D.1	-	H049	031BS-30	18				HHFPU	73	111100 P51	006	
003	HIFI FIF6 D -V . DRTN		H1D.1	-	H049	031BS-30	18				HHFPU	73	111100 P51	009	
008	HIFI FIF6 D -V . SHD		H1D.1	-	H049	031BS-30	18			Cable Shield	HHFPU	73	111100 P51	007	
-															
004	HIFI FIF6 G -V . G1		H1G.-	-	H050	031SS-38	19			Steel 031SS38	HHFPU	73	111100 P51	005	
005	HIFI FIF6 G -V . G2		H1G.-	-	H050	031SS-38	19				HHFPU	73	111100 P51	008	
006	HIFI FIF6 G -V . GRTN		H1G.-	-	H050	031SS-38	19				HHFPU	73	111100 P51	002	
007	HIFI FIF6 G -V . SHD		H1G.-	-	H050	031SS-38	19			Cable Shield	HHFPU	73	111100 P51	001	
-															
056	HIFI FIF7 D -V . D1		H1D.1	-	H051	031BS-30	20			Brass 031BS30	HHFPU	73	111100 P52	003	
057	HIFI FIF7 D -V . D2		H1D.1	-	H051	031BS-30	20				HHFPU	73	111100 P52	006	
046	HIFI FIF7 D -V . DRTN		H1D.1	-	H051	031BS-30	20				HHFPU	73	111100 P52	009	
047	HIFI FIF7 D -V . SHD		H1D.1	-	H051	031BS-30	20			Cable Shield	HHFPU	73	111100 P52	007	
-															
077	HIFI FIF7 G -V . G1		H1G.-	-	H052	031SS-38	21			Steel 031SS38	HHFPU	73	111100 P52	005	

Astrium GmbH	**Pin Allocation List** (Harness)	Doc.No.: HP-2-ASED-IC-0014
Project: HERSCHEL		Issue: 1.0 Date: 21.04.2004
		Sheet: PAL-4 (of 4)

Connector: 211121 J19 **Function:** UFThr 167.0° (HIFI XH-03) **Conn.-Type:** 197-011P22-35P (Junct.)

Item: CVVUCR **Location:** 33 / CVV I/F CB Top PFM (CVVUCR) **Backshell:** 100/172_173_01_0A

EMC-Category: 2C/Sig H in Cryostat

Pin	Signal Designation	Interface-Code Circuit	Signal	Pos.	Ch. ID	Wiring	Grouping: Shd	Cable	Twist	Comment	Target-Item	Location	Connector	Pin	New
086	HIFI FIF7 G -V . G2		H1G.-	-	H052	031SS-38	21				HHFPU	73	111100 P52	008	
094	HIFI FIF7 G -V . GRTN		H1G.-	-	H052	031SS-38	21				HHFPU	73	111100 P52	002	
067	HIFI FIF7 G -V . SHD		H1G.-	-	H052	031SS-38	21			Cable Shield	HHFPU	73	111100 P52	001	
-															
-										No Overall Shield at FTH Junction Side					

Astrium GmbH	**Pin Allocation List**	Doc.No.: HP-2-ASED-IC-0014
Project: HERSCHEL	**(Harness)**	Issue: 1.0 Date: 21.04.2004
		Sheet: PAL-1 (of 4)

Connector: 211121 J20 **Function:** UFThr 173.2° (HIFI XH-04) **Conn.-Type:** 197-011P22-35P (Junct.)

Item: CVVUCR **Location:** 33 / CVV I/F CB Top PFM (CVVUCR) **Backshell:** 100/172_173_01_0A

EMC-Category: 2C/Sig H in Cryostat

		Interface-Code					Grouping:							
Pin	**Signal Designation**	**Circuit**	**Signal**	**Pos.**	**Ch. ID**	**Wiring**	**Shd**	**Cable**	**Twist**	**Comment**	**Target-Item**	**Location**	**Connector**	**Pin**	**New**
079	HIFI MGHT1 -V . HT		HMH.-	-	H020	041BS-38	1			Brass 041BS38	HHFPU	73	111100 P32	006	
070	HIFI MGHT1 -V . HTRTN		HMH.-	-	H020	041BS-38	1				HHFPU	73	111100 P32	001	
080	HIFI MGHT1 -V . MG		HMH.-	-	H020	041BS-38	1				HHFPU	73	111100 P32	007	
071	HIFI MGHT1 -V . MGRTN		HMH.-	-	H020	041BS-38	1				HHFPU	73	111100 P32	002	
069	HIFI MGHT1 -V . SHD		HMH.-	-	H020	041BS-38	1			Cable Shield	HHFPU	73	111100 P32	003	
-															
097	HIFI MGHT2 -V . HT		HMH.-	-	H021	041BS-38	2			Brass 041BS38	HHFPU	73	111100 P33	006	
089	HIFI MGHT2 -V . HTRTN		HMH.-	-	H021	041BS-38	2				HHFPU	73	111100 P33	001	
098	HIFI MGHT2 -V . MG		HMH.-	-	H021	041BS-38	2				HHFPU	73	111100 P33	007	
090	HIFI MGHT2 -V . MGRTN		HMH.-	-	H021	041BS-38	2				HHFPU	73	111100 P33	002	
096	HIFI MGHT2 -V . SHD		HMH.-	-	H021	041BS-38	2			Cable Shield	HHFPU	73	111100 P33	003	
-															
099	HIFI MGHT3 -V . HT		HMH.-	-	H022	041BS-38	3			Brass 041BS38	HHFPU	73	111100 P34	006	
091	HIFI MGHT3 -V . HTRTN		HMH.-	-	H022	041BS-38	3				HHFPU	73	111100 P34	001	
100	HIFI MGHT3 -V . MG		HMH.-	-	H022	041BS-38	3				HHFPU	73	111100 P34	007	
092	HIFI MGHT3 -V . MGRTN		HMH.-	-	H022	041BS-38	3				HHFPU	73	111100 P34	002	
093	HIFI MGHT3 -V . SHD		HMH.-	-	H022	041BS-38	3			Cable Shield	HHFPU	73	111100 P34	003	
-															
081	HIFI MGHT4 -V . HT		HMH.-	-	H023	041BS-38	4			Brass 041BS38	HHFPU	73	111100 P35	006	
072	HIFI MGHT4 -V . HTRTN		HMH.-	-	H023	041BS-38	4				HHFPU	73	111100 P35	001	
082	HIFI MGHT4 -V . MG		HMH.-	-	H023	041BS-38	4				HHFPU	73	111100 P35	007	
073	HIFI MGHT4 -V . MGRTN		HMH.-	-	H023	041BS-38	4				HHFPU	73	111100 P35	002	
083	HIFI MGHT4 -V . SHD		HMH.-	-	H023	041BS-38	4			Cable Shield	HHFPU	73	111100 P35	003	
-															
084	HIFI MGHT5 -V . HT		HMH.-	-	H024	041BS-38	5			Brass 041BS38	HHFPU	73	111100 P36	006	
074	HIFI MGHT5 -V . HTRTN		HMH.-	-	H024	041BS-38	5				HHFPU	73	111100 P36	001	
085	HIFI MGHT5 -V . MG		HMH.-	-	H024	041BS-38	5				HHFPU	73	111100 P36	007	
075	HIFI MGHT5 -V . MGRTN		HMH.-	-	H024	041BS-38	5				HHFPU	73	111100 P36	002	
076	HIFI MGHT5 -V . SHD		HMH.-	-	H024	041BS-38	5			Cable Shield	HHFPU	73	111100 P36	003	
-															
052	HIFI SIF D1 -V . SIF1		H2D.-	-	H059	051BS-30	6			Brass 051BS30	HHFPU	73	111100 P56	013	
063	HIFI SIF D1 -V . SIF2		H2D.-	-	H059	051BS-30	6				HHFPU	73	111100 P56	003	
051	HIFI SIF D1 -V . SIF3		H2D.-	-	H059	051BS-30	6				HHFPU	73	111100 P56	014	
062	HIFI SIF D1 -V . SIF4		H2D.-	-	H059	051BS-30	6				HHFPU	73	111100 P56	004	
061	HIFI SIF D1 -V . RTN1		H2D.-	-	H059	051BS-30	6				HHFPU	73	111100 P56	012	
050	HIFI SIF D1 -V . SHD01		H2D.-	-	H059	051BS-30	6			Cable Shield	HHFPU	73	111100 P56	001	
-															
054	HIFI SIF D1 -V . SIF5		H2D.-	-	H059	051BS-30	6			Brass 051BS30	HHFPU	73	111100 P56	015	
065	HIFI SIF D1 -V . SIF6		H2D.-	-	H059	051BS-30	6				HHFPU	73	111100 P56	005	

Astrium GmbH	**Pin Allocation List**	Doc.No.: HP-2-ASED-IC-0014
Project: HERSCHEL	**(Harness)**	Issue: 1.0 Date: 21.04.2004
		Sheet: PAL-2 (of 4)

Connector: 211121 J20 **Function:** UFThr 173.2° (HIFI XH-04) **Conn.-Type:** 197-011P22-35P (Junct.)

Item: CVVUCR **Location:** 33 / CVV I/F CB Top PFM (CVVUCR) **Backshell:** 100/172_173_01_0A

EMC-Category: 2C/Sig H in Cryostat

		Interface-Code					Grouping:								
Pin	**Signal Designation**	**Circuit**	**Signal**	**Pos.**	**Ch. ID**	**Wiring**	**Shd**	**Cable**	**Twist**	**Comment**	**Target-Item**	**Location**	**Connector**	**Pin**	**New**
055	HIFI SIF D1 -V . SIF7		H2D.-	-	H059	051BS-30	6				HHFPU	73	111100 P56	016	
066	HIFI SIF D1 -V . TST		H2D.-	-	H059	051BS-30	6				HHFPU	73	111100 P56	002	
064	HIFI SIF D1 -V . RTN		H2D.-	-	H059	051BS-30	6				HHFPU	73	111100 P56	006	
053	HIFI SIF D1 -V . SHD02		H2D.-	-	H059	051BS-30	6			Cable Shield	HHFPU	73	111100 P56	017	
-															
059	HIFI SIF G1 -V . GA		H2G.-	-	H060	041SS-38	7			Steel 041SS38	HHFPU	73	111100 P56	009	
048	HIFI SIF G1 -V . ARTN		H2G.-	-	H060	041SS-38	7				HHFPU	73	111100 P56	019	
060	HIFI SIF G1 -V . GB		H2G.-	-	H060	041SS-38	7				HHFPU	73	111100 P56	010	
049	HIFI SIF G1 -V . BRTN		H2G.-	-	H060	041SS-38	7				HHFPU	73	111100 P56	020	
047	HIFI SIF G1 -V . SHD03		H2G.-	-	H060	041SS-38	7			Cable Shield	HHFPU	73	111100 P56	021	
-															
030	HIFI SIF D2 -V . SIF1		H2D.-	-	H061	051BS-30	8			Brass 051BS-30	HHFPU	73	111100 P57	013	
041	HIFI SIF D2 -V . SIF2		H2D.-	-	H061	051BS-30	8				HHFPU	73	111100 P57	003	
042	HIFI SIF D2 -V . SIF3		H2D.-	-	H061	051BS-30	8				HHFPU	73	111100 P57	014	
031	HIFI SIF D2 -V . SIF4		H2D.-	-	H061	051BS-30	8				HHFPU	73	111100 P57	004	
040	HIFI SIF D2 -V . RTN1		H2D.-	-	H061	051BS-30	8				HHFPU	73	111100 P57	012	
029	HIFI SIF D2 -V . SHD01		H2D.-	-	H061	051BS-30				Cable Shield	HHFPU	73	111100 P57	001	
-															
033	HIFI SIF D2 -V . SIF5		H2D.-	-	H061	051BS-30	8			Brass 051BS30	HHFPU	73	111100 P57	015	
044	HIFI SIF D2 -V . SIF6		H2D.-	-	H061	051BS-30	8				HHFPU	73	111100 P57	005	
034	HIFI SIF D2 -V . SIF7		H2D.-	-	H061	051BS-30	8				HHFPU	73	111100 P57	016	
045	HIFI SIF D2 -V . TST		H2D.-	-	H061	051BS-30	8				HHFPU	73	111100 P57	002	
043	HIFI SIF D2 -V . RTN		H2D.-	-	H061	051BS-30	8				HHFPU	73	111100 P57	006	
032	HIFI SIF D2 -V . SHD02		H2D.-	-	H061	051BS-30	8			Cable Shield	HHFPU	73	111100 P57	017	
-															
038	HIFI SIF G2 -V . GA		H2G.-	-	H062	041SS-38	9			Steel 041SS38	HHFPU	73	111100 P57	009	
027	HIFI SIF G2 -V . ARTN		H2G.-	-	H062	041SS-38	9				HHFPU	73	111100 P57	019	
039	HIFI SIF G2 -V . GB		H2G.-	-	H062	041SS-38	9				HHFPU	73	111100 P57	010	
028	HIFI SIF G2 -V . BRTN		H2G.-	-	H062	041SS-38	9				HHFPU	73	111100 P57	020	
037	HIFI SIF G2 -V . SHD03		H2G.-	-	H062	041SS-38	9			Cable Shield	HHFPU	73	111100 P57	021	
-															
012	HIFI SIF D3 -V . SIF1		H2D.-	-	H063	051BS-30	10			Brass 051BS30	HHFPU	73	111100 P58	013	
021	HIFI SIF D3 -V . SIF2		H2D.-	-	H063	051BS-30	10				HHFPU	73	111100 P58	003	
011	HIFI SIF D3 -V . SIF3		H2D.-	-	H063	051BS-30	10				HHFPU	73	111100 P58	014	
020	HIFI SIF D3 -V . SIF4		H2D.-	-	H063	051BS-30	10				HHFPU	73	111100 P58	004	
019	HIFI SIF D3 -V . RTN1		H2D.-	-	H063	051BS-30	10				HHFPU	73	111100 P58	012	
010	HIFI SIF D3 -V . SHD01		H2D.-	-	H063	051BS-30	10			Cable Shield	HHFPU	73	111100 P58	001	
-															
015	HIFI SIF D3 -V . SIF5		H2D.-	-	H063	051BS-30	10			Brass 051BS30	HHFPU	73	111100 P58	015	

Connector: 211121 J20 **Function:** UFThr 173.2° (HIFI XH-04) **Conn.-Type:** 197-011P22-35P (Junct.)

Item: CVVUCR **Location:** 33 / CVV I/F CB Top PFM (CVVUCR) **Backshell:** 100/172_173_01_0A

EMC-Category: 2C/Sig H in Cryostat

Pin	Signal Designation	Interface-Code Circuit	Signal	Pos.	Ch. ID	Wiring	Grouping: Shd	Cable	Twist	Comment	Target-Item	Location	Connector	Pin	New
024	HIFI SIF D3 -V . SIF6		H2D.-	-	H063	051BS-30	10				HHFPU	73	111100 P58	005	
014	HIFI SIF D3 -V . SIF7		H2D.-	-	H063	051BS-30	10				HHFPU	73	111100 P58	016	
023	HIFI SIF D3 -V . TST		H2D.-	-	H063	051BS-30	10				HHFPU	73	111100 P58	002	
022	HIFI SIF D3 -V . RTN2		H2D.-	-	H063	051BS-30	10				HHFPU	73	111100 P58	006	
013	HIFI SIF D3 -V . SHD02		H2D.-	-	H063	051BS-30	10			Cable Shield	HHFPU	73	111100 P58	017	
-															
004	HIFI SIF G3 -V . GA		H2G.-	-	H064	041SS-38	11			Steel 041SS38	HHFPU	73	111100 P58	009	
005	HIFI SIF G3 -V . ARTN		H2G.-	-	H064	041SS-38	11				HHFPU	73	111100 P58	019	
007	HIFI SIF G3 -V . GB		H2G.-	-	H064	041SS-38	11				HHFPU	73	111100 P58	010	
006	HIFI SIF G3 -V . BRTN		H2G.-	-	H064	041SS-38	11				HHFPU	73	111100 P58	020	
003	HIFI SIF G3 -V . SHD03		H2G.-	-	H064	041SS-38	11			Cable Shield	HHFPU	73	111100 P58	021	
-	NC														
-	NC														
-	NC														
-	NC														
-	NC														
-	NC														
-	NC														
-	NC														
-	NC														
-	NC														
-	NC														
-	NC														
-	NC														
-	NC														
-	NC														
-	NC														
-	NC														
-	NC														
-	NC														
-	NC														
-	NC														
-	NC														
-	NC														
-	NC														
-	NC														
-	NC														
-	NC														
-	NC														
-	NC														

Astrium GmbH	**Pin Allocation List** (Harness)	Doc.No.: HP-2-ASED-IC-0014
Project: HERSCHEL		Issue: 1.0 Date: 21.04.2004
		Sheet: PAL-4 (of 4)

Connector: 211121 J20 **Function:** UFThr 173.2° (HIFI XH-04) **Conn.-Type:** 197-011P22-35P (Junct.)

Item: CVVUCR **Location:** 33 / CVV I/F CB Top PFM (CVVUCR) **Backshell:** 100/172_173_01_0A

EMC-Category: 2C/Sig H in Cryostat

Pin	Signal Designation	Interface-Code Circuit	Signal	Pos.	Ch. ID	Wiring	Grouping: Shd	Cable	Twist	Comment	Target-Item	Location	Connector	Pin	New
-	NC									No Overall Shield at CVV Junction Side					

Astrium GmbH	**Pin Allocation List**	Doc.No.: HP-2-ASED-IC-0014
Project: HERSCHEL	**(Harness)**	Issue: 1.0 Date: 21.04.2004
		Sheet: PAL-1 (of 4)

Connector: 211121 J17 **Function:** UFThr 144.5° (HIFI XH-05) **Conn.-Type:** 197-011P24-35P (Junct.)

Item: CVVUCR **Location:** 33 / CVV I/F CB Top PFM (CVVUCR) **Backshell:** 128/175_176_01_0A

EMC-Category: 2C/Sig H in Cryostat

		Interface-Code					Grouping:							
Pin	**Signal Designation**	**Circuit**	**Signal**	**Pos.**	**Ch. ID**	**Wiring**	**Shd**	**Cable**	**Twist**	**Comment**	**Target-Item**	**Location**	**Connector**	**Pin**	**New**
111	HIFI 2. IF Amp-TS-P . I		H2S.-	-	H065	041SS-38	1			Steel 041SS-38	HHFPU	73	111100 P59	003	
100	HIFI 2. IF Amp-TS-P . IRTN		H2S.-	-	H065	041SS-38	1				HHFPU	73	111100 P59	007	
112	HIFI 2. IF Amp-TS-P . V		H2S.-	-	H065	041SS-38	1				HHFPU	73	111100 P59	004	
101	HIFI 2. IF Amp-TS-P . VRTN		H2S.-	-	H065	041SS-38	1				HHFPU	73	111100 P59	008	
110	HIFI 2. IF Amp-TS-P . SHD		H2S.-	-	H065	041SS-38	1			Cable Shield	HHFPU	73	111100 P59	002	
-															
113	HIFI 2. IF Amp-TS-R . I		H2S.-	-	H066	041SS-38	2			Steel 041SS38	HHFPU	73	111100 P60	003	
103	HIFI 2. IF Amp-TS-R . IRTN		H2S.-	-	H066	041SS-38	2				HHFPU	73	111100 P60	007	
114	HIFI 2. IF Amp-TS-R . V		H2S.-	-	H066	041SS-38	2				HHFPU	73	111100 P60	004	
104	HIFI 2. IF Amp-TS-R . VRTN		H2S.-	-	H066	041SS-38	2				HHFPU	73	111100 P60	008	
102	HIFI 2. IF Amp-TS-R . SHD		H2S.-	-	H066	041SS-38	2			Cable Shield	HHFPU	73	111100 P60	002	
-															
127	HIFI CP-AC-P . A		HCA.-	-	H067	041BS-38	3			Brass 041BS38	HHFPU	73	111100 P61	001	
119	HIFI CP-AC-P . ARTN		HCA.-	-	H067	041BS-38	3				HHFPU	73	111100 P61	012	
128	HIFI CP-AC-P . B		HCA.-	-	H067	041BS-38	3				HHFPU	73	111100 P61	013	
120	HIFI CP-AC-P . BRTN		HCA.-	-	H067	041BS-38	3				HHFPU	73	111100 P61	003	
121	HIFI CP-AC-P . SHD		HCA.-	-	H067	041BS-38	3			Cable Shield	HHFPU	73	111100 P61	002	
-															
123	HIFI CP-LT-PY-P . SIG		HCP.-	-	H068	021BS-38	4			Brass 021BS38	HHFPU	73	111100 P61	015	
116	HIFI CP-LT-PY-P . RTN		HCP.-	-	H068	021BS-38	4				HHFPU	73	111100 P61	016	
124	HIFI CP-LT-PY-P . SHD		HCP.-	-	H068	021BS-38	4			Cable Shield	HHFPU	73	111100 P61	005	
-															
117	HIFI CP-LT-SY-P . A		HCS.-	-	H069	031SS-38	5			Steel 031SS38	HHFPU	73	111100 P61	007	
118	HIFI CP-LT-SY-P . RTN		HCS.-	-	H069	031SS-38	5				HHFPU	73	111100 P61	018	
125	HIFI CP-LT-SY-P . B		HCS.-	-	H069	031SS-38	5				HHFPU	73	111100 P61	008	
126	HIFI CP-LT-SY-P . SHD		HCS.-	-	H069	031SS-38	5			Cable Shield	HHFPU	73	111100 P61	019	
-															
108	HIFI CP-AC-R . A		HCA.-	-	H070	041BS-38	6			Brass 041BS38	HHFPU	73	111100 P62	001	
098	HIFI CP-AC-R . ARTN		HCA.-	-	H070	041BS-38	6				HHFPU	73	111100 P62	012	
109	HIFI CP-AC-R . B		HCA.-	-	H070	041BS-38	6				HHFPU	73	111100 P62	013	
099	HIFI CP-AC-R . BRTN		HCA.-	-	H070	041BS-38	6				HHFPU	73	111100 P62	003	
097	HIFI CP-AC-R . SHD		HCA.-	-	H070	041BS-38	6			Cable Shield	HHFPU	73	111100 P62	002	
-															
122	HIFI CP-LT-PY-R . SIG		HCP.-	-	H071	021BS-38	7			Brass 021BS38	HHFPU	73	111100 P62	015	
115	HIFI CP-LT-PY-R . RTN		HCP.-	-	H071	021BS-38	7				HHFPU	73	111100 P62	016	
105	HIFI CP-LT-PY-R . SHD		HCP.-	-	H071	021BS-38	7			Cable Shield	HHFPU	73	111100 P62	005	
-															
106	HIFI CP-LT-SY-R . A		HCS.-	-	H072	031SS-38	8			Steel 031SS38	HHFPU	73	111100 P62	007	
096	HIFI CP-LT-SY-R . RTN		HCS.-	-	H072	031SS-38	8				HHFPU	73	111100 P62	018	

Astrium GmbH	**Pin Allocation List**	Doc.No.: HP-2-ASED-IC-0014
Project: HERSCHEL	**(Harness)**	Issue: 1.0 Date: 21.04.2004
		Sheet: PAL-2 (of 4)

Connector: 211121 J17 **Function:** UFThr 144.5° (HIFI XH-05) **Conn.-Type:** 197-011P24-35P (Junct.)

Item: CVVUCR **Location:** 33 / CVV I/F CB Top PFM (CVVUCR) **Backshell:** 128/175_176_01_0A

EMC-Category: 2C/Sig H in Cryostat

		Interface-Code					Grouping:							
Pin	**Signal Designation**	**Circuit**	**Signal**	**Pos.**	**Ch. ID**	**Wiring**	**Shd**	**Cable**	**Twist**	**Comment**	**Target-Item**	**Location**	**Connector**	**Pin**	**New**
107	HIFI CP-LT-SY-R . B		HCS.-	-	H072	031SS-38	8				HHFPU	73	111100 P62	008	
095	HIFI CP-LT-SY-R . SHD		HCS.-	-	H072	031SS-38	8			Cable Shield	HHFPU	73	111100 P62	019	
-															
091	HIFI Therm. S02K P . I		HT2.-	-	H073	041SS-38	9			Steel 041SS38	HHFPU	73	111100 P63	002	
080	HIFI Therm. S02K P . IRTN		HT2.-	-	H073	041SS-38	9				HHFPU	73	111100 P63	012	
092	HIFI Therm. S02K P . V		HT2.-	-	H073	041SS-38	9				HHFPU	73	111100 P63	003	
081	HIFI Therm. S02K P . VRTN		HT2.-	-	H073	041SS-38	9				HHFPU	73	111100 P63	013	
093	HIFI Therm. S02K P . SHD		HT2.-	-	H073	041SS-38	9			Cable Shield	HHFPU	73	111100 P63	001	
-															
089	HIFI Therm. S04K P . I		HT4.-	-	H074	041SS-38	10			Steel 041SS38	HHFPU	73	111100 P63	004	
078	HIFI Therm. S04K P . IRTN		HT4.-	-	H074	041SS-38	10				HHFPU	73	111100 P63	015	
090	HIFI Therm. S04K P . V		HT4.-	-	H074	041SS-38	10				HHFPU	73	111100 P63	005	
079	HIFI Therm. S04K P . VRTN		HT4.-	-	H074	041SS-38	10				HHFPU	73	111100 P63	016	
077	HIFI Therm. S04K P . SHD		HT4.-	-	H074	041SS-38	10			Cable Shield	HHFPU	73	111100 P63	014	
-															
087	HIFI Therm. S10K R . I		HT1.-	-	H075	041SS-38	11			Steel 041SS38	HHFPU	73	111100 P64	007	
075	HIFI Therm. S10K R . IRTN		HT1.-	-	H075	041SS-38	11				HHFPU	73	111100 P64	017	
088	HIFI Therm. S10K R . V		HT1.-	-	H075	041SS-38	11				HHFPU	73	111100 P64	008	
076	HIFI Therm. S10K R . VRTN		HT1.-	-	H075	041SS-38	11				HHFPU	73	111100 P64	018	
086	HIFI Therm. S10K R . SHD		HT1.-	-	H075	041SS-38	11			Cable Shield	HHFPU	73	111100 P64	006	
-															
084	HIFI Therm. S02K R . I		HT2.-	-	H076	041SS-38	12			Steel 041SS38	HHFPU	73	111100 P64	002	
073	HIFI Therm. S02K R . IRTN		HT2.-	-	H076	041SS-38	12				HHFPU	73	111100 P64	012	
085	HIFI Therm. S02K R . V		HT2.-	-	H076	041SS-38	12				HHFPU	73	111100 P64	003	
074	HIFI Therm. S02K R . VRTN		HT2.-	-	H076	041SS-38	12				HHFPU	73	111100 P64	013	
072	HIFI Therm. S02K R . SHD		HT2.-	-	H076	041SS-38	12			Cable Shield	HHFPU	73	111100 P64	001	
-															
082	HIFI Therm. S04K R . I		HT4.-	-	H077	041SS-38	13			Steel 041SS38	HHFPU	73	111100 P64	004	
059	HIFI Therm. S04K R . IRTN		HT4.-	-	H077	041SS-38	13				HHFPU	73	111100 P64	015	
083	HIFI Therm. S04K R . V		HT4.-	-	H077	041SS-38	13				HHFPU	73	111100 P64	005	
071	HIFI Therm. S04K R . VRTN		HT4.-	-	H077	041SS-38	13				HHFPU	73	111100 P64	016	
094	HIFI Therm. S04K R . SHD		HT4.-	-	H077	041SS-38	13			Cable Shield	HHFPU	73	111100 P64	014	
-															
069	HIFI CS-CR-TS-P . I		HBC.-	-	H078	041SS-38	14			Steel 041SS38	HHFPU	73	111100 P69	01	
057	HIFI CS-CR-TS-P . IRTN		HBC.-	-	H078	041SS-38	14				HHFPU	73	111100 P69	07	
070	HIFI CS-CR-TS-P . V		HBC.-	-	H078	041SS-38	14				HHFPU	73	111100 P69	06	
058	HIFI CS-CR-TS-P . VRTN		HBC.-	-	H078	041SS-38	14				HHFPU	73	111100 P69	03	
068	HIFI CS-CR-TS-P . SHD		HBC.-	-	H078	041SS-38	14			Cable Shield	HHFPU	73	111100 P69	02	
-															

Astrium GmbH	**Pin Allocation List**	Doc.No.: HP-2-ASED-IC-0014
Project: HERSCHEL	**(Harness)**	Issue: 1.0 Date: 21.04.2004
		Sheet: PAL-3 (of 4)

Connector: 211121 J17 **Function:** UFThr 144.5° (HIFI XH-05) **Conn.-Type:** 197-011P24-35P (Junct.)

Item: CVVUCR **Location:** 33 / CVV I/F CB Top PFM (CVVUCR) **Backshell:** 128/175_176_01_0A

EMC-Category: 2C/Sig H in Cryostat

		Interface-Code					Grouping:								
Pin	**Signal Designation**	**Circuit**	**Signal**	**Pos.**	**Ch. ID**	**Wiring**	**Shd**	**Cable**	**Twist**	**Comment**	**Target-Item**	**Location**	**Connector**	**Pin**	**New**
066	HIFI CS-HR-TS-P . I		HBH.-	-	H079	041SS-38	15			Steel 041SS38	HHFPU	73	111100 P65	003	
055	HIFI CS-HR-TS-P . IRTN		HBH.-	-	H079	041SS-38	15				HHFPU	73	111100 P65	011	
067	HIFI CS-HR-TS-P . V		HBH.-	-	H079	041SS-38	15				HHFPU	73	111100 P65	004	
056	HIFI CS-HR-TS-P . VRTN		HBH.-	-	H079	041SS-38	15				HHFPU	73	111100 P65	012	
054	HIFI CS-HR-TS-P . SHD		HBH.-	-	H079	041SS-38	15			Cable Shield	HHFPU	73	111100 P65	010	
-															
065	HIFI CS-HT-P . SIG		HBT.-	-	H080	021BS-38	16			Brass 021BS38	HHFPU	73	111100 P65	013	
053	HIFI CS-HT-P . RTN		HBT.-	-	H080	021BS-38	16				HHFPU	73	111100 P65	006	
064	HIFI CS-HT-P . SHD		HBT.-	-	H080	021BS-38	16			Cable Shield	HHFPU	73	111100 P65	005	
-															
061	HIFI CS-HR-TS-R . I		HBH.-	-	H081	041SS-38	17			Steel 041SS38	HHFPU	73	111100 P66	003	
049	HIFI CS-HR-TS-R . IRTN		HBH.-	-	H081	041SS-38	17				HHFPU	73	111100 P66	011	
062	HIFI CS-HR-TS-R . V		HBH.-	-	H081	041SS-38	17				HHFPU	73	111100 P66	004	
050	HIFI CS-HR-TS-R . VRTN		HBH.-	-	H081	041SS-38	17				HHFPU	73	111100 P66	012	
060	HIFI CS-HR-TS-R . SHD		HBH.-	-	H081	041SS-38	17			Cable Shield	HHFPU	73	111100 P66	010	
-															
063	HIFI CS-HT-R . SIG		HBT.-	-	H082	021BS-38	18			Brass 021BS38	HHFPU	73	111100 P66	013	
052	HIFI CS-HT-R . RTN		HBT.-	-	H082	021BS-38	18				HHFPU	73	111100 P66	006	
051	HIFI CS-HT-R . SHD		HBT.-	-	H082	021BS-38	18			Cable Shield	HHFPU	73	111100 P66	005	
-															
047	HIFI DP3-AC-H . SIG		HDP.-	-	H083	021BS-38	19			Brass 021BS38	HHFPU	73	111100 P67	012	
035	HIFI DP3-AC-H . RTN		HDP.-	-	H083	021BS-38	19				HHFPU	73	111100 P67	002	
046	HIFI DP3-AC-H . SHD		HDP.-	-	H083	021BS-38	19			Cable Shield	HHFPU	73	111100 P67	001	
-															
045	HIFI DP4-AC-H . SIG		HDP.-	-	H084	021BS-38	20			Brass 021BS38	HHFPU	73	111100 P67	003	
034	HIFI DP4-AC-H . RTN		HDP.-	-	H084	021BS-38	20				HHFPU	73	111100 P67	014	
033	HIFI DP4-AC-H . SHD		HDP.-	-	H084	021BS-38	20			Cable Shield	HHFPU	73	111100 P67	013	
-															
044	HIFI DP5-AC-H . SIG		HDP.-	-	H085	021BS-38	21			Brass 021BS38	HHFPU	73	111100 P67	015	X
032	HIFI DP5-AC-H . RTN		HDP.-	-	H085	021BS-38	21				HHFPU	73	111100 P67	005	X
043	HIFI DP5-AC-H . SHD		HDP.-	-	H085	021BS-38	21			Cable Shield	HHFPU	73	111100 P67	004	X
-															
042	HIFI DP6-AC-H . SIG		HDP.-	-	H086	021BS-38	22			Brass 021BS38	HHFPU	73	111100 P67	006	
031	HIFI DP6-AC-H . RTN		HDP.-	-	H086	021BS-38	22				HHFPU	73	111100 P67	017	
030	HIFI DP6-AC-H . SHD		HDP.-	-	H086	021BS-38	22			Cable Shield	HHFPU	73	111100 P67	016	
-															
041	HIFI DP7-AC-H . SIG		HDP.-	-	H087	021BS-38	23			Brass 021BS38	HHFPU	73	111100 P67	018	
029	HIFI DP7-AC-H . RTN		HDP.-	-	H087	021BS-38	23				HHFPU	73	111100 P67	008	
040	HIFI DP7-AC-H . SHD		HDP.-	-	H087	021BS-38	23			Cable Shield	HHFPU	73	111100 P67	007	

Astrium GmbH	**Pin Allocation List** (Harness)	Doc.No.: HP-2-ASED-IC-0014
Project: HERSCHEL		Issue: 1.0 Date: 21.04.2004
		Sheet: PAL-4 (of 4)

Connector: 211121 J17 **Function:** UFThr 144.5° (HIFI XH-05) **Conn.-Type:** 197-011P24-35P (Junct.)

Item: CVVUCR **Location:** 33 / CVV I/F CB Top PFM (CVVUCR) **Backshell:** 128/175_176_01_0A

EMC-Category: 2C/Sig H in Cryostat

Pin	Signal Designation	Interface-Code Circuit	Signal	Pos.	Ch. ID	Wiring	Grouping: Shd	Cable	Twist	Comment	Target-Item	Location	Connector	Pin	New
-															
024	HIFI DP3-AC-V . SIG		HDP.-	-	H088	021BS-38	24				HHFPU	73	111100 P68	012	
014	HIFI DP3-AC-V . RTN		HDP.-	-	H088	021BS-38	24				HHFPU	73	111100 P68	002	
023	HIFI DP3-AC-V . SHD		HDP.-	-	H088	021BS-38	24			Cable Shield	HHFPU	73	111100 P68	001	
-															
022	HIFI DP4-AC-V . SIG		HDP.-	-	H089	021BS-38	25			Brass 021BS38	HHFPU	73	111100 P68	003	
013	HIFI DP4-AC-V . RTN		HDP.-	-	H089	021BS-38	25				HHFPU	73	111100 P68	014	
021	HIFI DP4-AC-V . SHD		HDP.-	-	H089	021BS-38	25			Cable Shield	HHFPU	73	111100 P68	013	
-															
020	HIFI DP5-AC-V . SIG		HDP.-	-	H090	021BS-38	26			Brass 021BS38	HHFPU	73	111100 P68	015	
012	HIFI DP5-AC-V . RTN		HDP.-	-	H090	021BS-38	26				HHFPU	73	111100 P68	005	
011	HIFI DP5-AC-V . SHD		HDP.-	-	H090	021BS-38	26			Cable Shield	HHFPU	73	111100 P68	004	
-															
015	HIFI DP6-AC-V . SIG		HDP.-	-	H091	021BS-38	27			Brass 021BS38	HHFPU	73	111100 P68	006	
010	HIFI DP6-AC-V . RTN		HDP.-	-	H091	021BS-38	27				HHFPU	73	111100 P68	017	
018	HIFI DP6-AC-V . SHD		HDP.-	-	H091	021BS-38	27			Cable Shield	HHFPU	73	111100 P68	016	
-															
017	HIFI DP7-AC-V . SIG		HDP.-	-	H092	021BS-38	28			Brass 021BS38	HHFPU	73	111100 P68	018	
009	HIFI DP7-AC-V . RTN		HDP.-	-	H092	021BS-38	28				HHFPU	73	111100 P68	008	
028	HIFI DP7-AC-V . SHD		HDP.-	-	H092	021BS-38	28			Cable Shield	HHFPU	73	111100 P68	007	
-	NC														
-	NC														
-	NC														
-	NC														
-	NC														
-	NC														
-	NC														
-	NC														
-	NC														
-	NC														
-	NC														
-	NC														
-	NC														
-	NC														
-	NC														
-	NC														
-	NC														
-										No Overall Shield at Junction side					

Astrium GmbH	**Pin Allocation List**	Doc.No.: HP-2-ASED-IC-0014
Project: HERSCHEL	**(Harness)**	Issue: 1.0 Date: 21.04.2004
		Sheet: PAL-1 (of 4)

Connector: 211121 P18 **Function:** UFThr 160.8° (HIFI XH-01) **Conn.-Type:** 197-012P22-35S (Plug)

Item: CVVUCR **Location:** 33 / CVV I/F CB Top PFM (CVVUCR) **Backshell:** G9254 F22 M / M22-03

EMC-Category: 2I/Sig H fr CVVFT to SVMCB

Pin	Signal Designation	Interface-Code Circuit	Signal	Pos.	Ch. ID	Wiring	Grouping: Shd	Cable	Twist	Comment	Target-Item	Location	Connector	Pin	New	
096	HIFI MX1-H . B		HMX.-	-	H001	051SS-38	1			Steel 051SS38	HHSVMCB1	25	311100 J03	096	3.	3.
097	HIFI MX1-H . VM		HMX.-	-	H001	051SS-38	1				HHSVMCB1	25	311100 J03	097		
090	HIFI MX1-H . IM		HMX.-	-	H001	051SS-38	1				HHSVMCB1	25	311100 J03	090		
088	HIFI MX1-H . BRTN		HMX.-	-	H001	051SS-38	1				HHSVMCB1	25	311100 J03	088		
089	HIFI MX1-H . VMRTN		HMX.-	-	H001	051SS-38	1				HHSVMCB1	25	311100 J03	089		
095	HIFI MX1-H . SHD		HMX.-	-	H001	051SS-38	1			Cable Shield	HHSVMCB1	25	311100 J03	095		
-																
091	HIFI MX2-H . B		HMX.-	-	H002	051SS-38	2			Steel 051SS38	HHSVMCB1	25	311100 J03	091	3.	3.
099	HIFI MX2-H . VM		HMX.-	-	H002	051SS-38	2				HHSVMCB1	25	311100 J03	099		
100	HIFI MX2-H . IM		HMX.-	-	H002	051SS-38	2				HHSVMCB1	25	311100 J03	100		
092	HIFI MX2-H . BRTN		HMX.-	-	H002	051SS-38	2				HHSVMCB1	25	311100 J03	092		
093	HIFI MX2-H . VMRTN		HMX.-	-	H002	051SS-38	2				HHSVMCB1	25	311100 J03	093		
098	HIFI MX2-H . SHD		HMX.-	-	H002	051SS-38	2			Cable Shield	HHSVMCB1	25	311100 J03	098		
-																
069	HIFI MX3-H . B		HMX.-	-	H003	051SS-38	3			Steel 051SS38	HHSVMCB1	25	311100 J03	069	3.	3.
070	HIFI MX3-H . VM		HMX.-	-	H003	051SS-38	3				HHSVMCB1	25	311100 J03	070		
079	HIFI MX3-H . IM		HMX.-	-	H003	051SS-38	3				HHSVMCB1	25	311100 J03	079		
068	HIFI MX3-H . BRTN		HMX.-	-	H003	051SS-38	3				HHSVMCB1	25	311100 J03	068		
078	HIFI MX3-H . VMRTN		HMX.-	-	H003	051SS-38	3				HHSVMCB1	25	311100 J03	078		
087	HIFI MX3-H . SHD		HMX.-	-	H003	051SS-38	3			Cable Shield	HHSVMCB1	25	311100 J03	087		
-																
081	HIFI MX4-H . B		HMX.-	-	H004	051SS-38	4			Steel 051SS38	HHSVMCB1	25	311100 J03	081	3.	3.
072	HIFI MX4-H . VM		HMX.-	-	H004	051SS-38	4				HHSVMCB1	25	311100 J03	072		
073	HIFI MX4-H . IM		HMX.-	-	H004	051SS-38	4				HHSVMCB1	25	311100 J03	073		
080	HIFI MX4-H . BRTN		HMX.-	-	H004	051SS-38	4				HHSVMCB1	25	311100 J03	080		
082	HIFI MX4-H . VMRTN		HMX.-	-	H004	051SS-38	4				HHSVMCB1	25	311100 J03	082		
071	HIFI MX4-H . SHD		HMX.-	-	H004	051SS-38	4			Cable Shield	HHSVMCB1	25	311100 J03	071		
-																
076	HIFI MX5-H . B		HMX.-	-	H005	051SS-38	5			Steel 051SS38	HHSVMCB1	25	311100 J03	076	3.	3.
084	HIFI MX5-H . VM		HMX.-	-	H005	051SS-38	5				HHSVMCB1	25	311100 J03	084		
085	HIFI MX5-H . IM		HMX.-	-	H005	051SS-38	5				HHSVMCB1	25	311100 J03	085		
075	HIFI MX5-H . BRTN		HMX.-	-	H005	051SS-38	5				HHSVMCB1	25	311100 J03	075		
074	HIFI MX5-H . VMRTN		HMX.-	-	H005	051SS-38	5				HHSVMCB1	25	311100 J03	074		
083	HIFI MX5-H . SHD		HMX.-	-	H005	051SS-38	5			Cable Shield	HHSVMCB1	25	311100 J03	083		
-																
054	HIFI MX6-H . B		HMX.-	-	H006	051SS-38	6			Steel 051SS38	HHSVMCB1	25	311100 J03	054	3.	3.
055	HIFI MX6-H . VM		HMX.-	-	H006	051SS-38	6				HHSVMCB1	25	311100 J03	055		
064	HIFI MX6-H . IM		HMX.-	-	H006	051SS-38	6				HHSVMCB1	25	311100 J03	064		
065	HIFI MX6-H . BRTN		HMX.-	-	H006	051SS-38	6				HHSVMCB1	25	311100 J03	065		

Astrium GmbH	**Pin Allocation List**	Doc.No.: HP-2-ASED-IC-0014
Project: HERSCHEL	**(Harness)**	Issue: 1.0 Date: 21.04.2004
		Sheet: PAL-2 (of 4)

Connector: 211121 P18 **Function:** UFThr 160.8° (HIFI XH-01) **Conn.-Type:** 197-012P22-35S (Plug)

Item: CVVUCR **Location:** 33 / CVV I/F CB Top PFM (CVVUCR) **Backshell:** G9254 F22 M / M22-03

EMC-Category: 2I/Sig H fr CVVFT to SVMCB

Pin	Signal Designation	Interface-Code Circuit	Signal	Pos.	Ch. ID	Wiring	Grouping: Shd	Cable	Twist	Comment	Target-Item	Location	Connector	Pin	New	
066	HIFI MX6-H . VMRTN		HMX.-	-	H006	051SS-38	6				HHSVMCB1	25	311100 J03	066		
053	HIFI MX6-H . SHD		HMX.-	-	H006	051SS-38	6			Cable Shield	HHSVMCB1	25	311100 J03	053		
-																
051	HIFI MX7-H . B		HMX.-	-	H007	051SS-38	7			Steel 051SS38	HHSVMCB1	25	311100 J03	051	3.	3.
052	HIFI MX7-H . VM		HMX.-	-	H007	051SS-38	7				HHSVMCB1	25	311100 J03	052		
061	HIFI MX7-H . IM		HMX.-	-	H007	051SS-38	7				HHSVMCB1	25	311100 J03	061		
062	HIFI MX7-H . BRTN		HMX.-	-	H007	051SS-38	7				HHSVMCB1	25	311100 J03	062		
063	HIFI MX7-H . VMRTN		HMX.-	-	H007	051SS-38	7				HHSVMCB1	25	311100 J03	063		
050	HIFI MX7-H . SHD		HMX.-	-	H007	051SS-38	7			Cable Shield	HHSVMCB1	25	311100 J03	050		
-																
048	HIFI FIF1 D -H . D1		H1D.-	-	H025	041BS-30	8			Brass 041BS30	HHSVMCB1	25	311100 J03	048		
049	HIFI FIF1 D -H . D2		H1D.-	-	H025	041BS-30	8				HHSVMCB1	25	311100 J03	049		
059	HIFI FIF1 D -H . TST		H1D.-	-	H025	041BS-30	8				HHSVMCB1	25	311100 J03	059		
060	HIFI FIF1 D -H . DRTN		H1D.-	-	H025	041BS-30	8				HHSVMCB1	25	311100 J03	060		
058	HIFI FIF1 D -H . SHD		H1D.-	-	H025	041BS-30	8			Cable Shield	HHSVMCB1	25	311100 J03	058		
-																
025	HIFI FIF1 G -H . G2		H1G.-	-	H026	031SS-38	9			Steel 031SS38	HHSVMCB1	25	311100 J03	025		
036	HIFI FIF1 G -H . GRTN		H1G.-	-	H026	031SS-38	9				HHSVMCB1	25	311100 J03	036		
035	HIFI FIF1 G -H . G1		H1G.-	-	H026	031SS-38	9				HHSVMCB1	25	311100 J03	035		
016	HIFI FIF1 G -H . SHD		H1G.-	-	H026	031SS-38	9			Cable Shield	HHSVMCB1	25	311100 J03	016		
-																
034	HIFI FIF2 D -H . D1		H1D.1	-	H027	031BS-30	10			Brass 031BS30	HHSVMCB1	25	311100 J03	034		
045	HIFI FIF2 D -H . D2		H1D.1	-	H027	031BS-30	10				HHSVMCB1	25	311100 J03	045		
044	HIFI FIF2 D -H . DRTN		H1D.1	-	H027	031BS-30	10				HHSVMCB1	25	311100 J03	044		
033	HIFI FIF2 D -H . SHD		H1D.1	-	H027	031BS-30	10			Cable Shield	HHSVMCB1	25	311100 J03	033		
-																
042	HIFI FIF2 G -H . G1		H1G.-	-	H028	031SS-38	11			Steel 031SS38	HHSVMCB1	25	311100 J03	042		
043	HIFI FIF2 G -H . G2		H1G.-	-	H028	031SS-38	11				HHSVMCB1	25	311100 J03	043		
032	HIFI FIF2 G -H . GRTN		H1G.-	-	H028	031SS-38	11				HHSVMCB1	25	311100 J03	032		
031	HIFI FIF2 G -H . SHD		H1G.-	-	H028	031SS-38	11			Cable Shield	HHSVMCB1	25	311100 J03	031		
-																
030	HIFI FIF3 D -H . D1		H1D.1	-	H029	031BS-30	12			Steel 031SS30	HHSVMCB1	25	311100 J03	030		
041	HIFI FIF3 D -H . D2		H1D.1	-	H029	031BS-30	12				HHSVMCB1	25	311100 J03	041		
040	HIFI FIF3 D -H . DRTN		H1D.1	-	H029	031BS-30	12				HHSVMCB1	25	311100 J03	040		
029	HIFI FIF3 D -H . SHD		H1D.1	-	H029	031BS-30	12			Cable Shield	HHSVMCB1	25	311100 J03	029		
-																
028	HIFI FIF3 G -H . G1		H1G.-	-	H030	031SS-38	13			Steel 031SS38	HHSVMCB1	25	311100 J03	028		
039	HIFI FIF3 G -H . G2		H1G.-	-	H030	031SS-38	13				HHSVMCB1	25	311100 J03	039		
038	HIFI FIF3 G -H . GRTN		H1G.-	-	H030	031SS-38	13				HHSVMCB1	25	311100 J03	038		

Astrium GmbH	**Pin Allocation List**	Doc.No.: HP-2-ASED-IC-0014
Project: HERSCHEL	**(Harness)**	Issue: 1.0 Date: 21.04.2004
		Sheet: PAL-3 (of 4)

Connector: 211121 P18 **Function:** UFThr 160.8° (HIFI XH-01) **Conn.-Type:** 197-012P22-35S (Plug)

Item: CVVUCR **Location:** 33 / CVV I/F CB Top PFM (CVVUCR) **Backshell:** G9254 F22 M / M22-03

EMC-Category: 2I/Sig H fr CVVFT to SVMCB

		Interface-Code					Grouping:							
Pin	**Signal Designation**	**Circuit**	**Signal**	**Pos.**	**Ch. ID**	**Wiring**	**Shd**	**Cable**	**Twist**	**Comment**	**Target-Item**	**Location**	**Connector**	**Pin**	**New**
027	HIFI FIF3 G -H . SHD		H1G.-	-	H030	031SS-38	13			Cable Shield	HHSVMCB1	25	311100 J03	027	
-															
014	HIFI FIF4 D -H . D1		H1D.-	-	H031	041BS-30	14			Brass 041BS30	HHSVMCB1	25	311100 J03	014	
015	HIFI FIF4 D -H . D2		H1D.-	-	H031	041BS-30	14				HHSVMCB1	25	311100 J03	015	
023	HIFI FIF4 D -H . TST		H1D.-	-	H031	041BS-30	14				HHSVMCB1	25	311100 J03	023	
024	HIFI FIF4 D -H . DRTN		H1D.-	-	H031	041BS-30	14				HHSVMCB1	25	311100 J03	024	
022	HIFI FIF4 D -H . SHD		H1D.-	-	H031	041BS-30	14			Cable Shield	HHSVMCB1	25	311100 J03	022	
-															
012	HIFI FIF4 G -H . G1		H1G.-	-	H032	031SS-38	15			Steel 031SS38	HHSVMCB1	25	311100 J03	012	
013	HIFI FIF4 G -H . G2		H1G.-	-	H032	031SS-38	15				HHSVMCB1	25	311100 J03	013	
021	HIFI FIF4 G -H . GRTN		H1G.-	-	H032	031SS-38	15				HHSVMCB1	25	311100 J03	021	
020	HIFI FIF4 G -H . SHD		H1G.-	-	H032	031SS-38	15			Cable Shield	HHSVMCB1	25	311100 J03	020	
-															
017	HIFI FIF5 D -H . D1		H1D.1	-	H033	031BS-30	16			Brass 031BS30	HHSVMCB1	25	311100 J03	017	
037	HIFI FIF5 D -H . D2		H1D.1	-	H033	031BS-30	16				HHSVMCB1	25	311100 J03	037	
026	HIFI FIF5 D -H . DRTN		H1D.1	-	H033	031BS-30	16				HHSVMCB1	25	311100 J03	026	
009	HIFI FIF5 D -H . SHD		H1D.1	-	H033	031BS-30	16			Cable Shield	HHSVMCB1	25	311100 J03	009	
-															
010	HIFI FIF5 G -H . G1		H1G.-	-	H034	031SS-38	17			Steel 031SS38	HHSVMCB1	25	311100 J03	010	
019	HIFI FIF5 G -H . G2		H1G.-	-	H034	031SS-38	17				HHSVMCB1	25	311100 J03	019	
011	HIFI FIF5 G -H . GRTN		H1G.-	-	H034	031SS-38	17				HHSVMCB1	25	311100 J03	011	
018	HIFI FIF5 G -H . SHD		H1G.-	-	H034	031SS-38	17			Cable Shield	HHSVMCB1	25	311100 J03	018	
-															
001	HIFI FIF6 D -H . D1		H1D.1	-	H035	031BS-30	18			Brass 031BS30	HHSVMCB1	25	311100 J03	001	
002	HIFI FIF6 D -H . D2		H1D.1	-	H035	031BS-30	18				HHSVMCB1	25	311100 J03	002	
003	HIFI FIF6 D -H . DRTN		H1D.1	-	H035	031BS-30	18				HHSVMCB1	25	311100 J03	003	
008	HIFI FIF6 D -H . SHD		H1D.1	-	H035	031BS-30	18			Cable Shield	HHSVMCB1	25	311100 J03	008	
-															
004	HIFI FIF6 G -H . G1		H1G.-	-	H036	031SS-38	19			Steel 031SS38	HHSVMCB1	25	311100 J03	004	
005	HIFI FIF6 G -H . G2		H1G.-	-	H036	031SS-38	19				HHSVMCB1	25	311100 J03	005	
006	HIFI FIF6 G -H . GRTN		H1G.-	-	H036	031SS-38	19				HHSVMCB1	25	311100 J03	006	
007	HIFI FIF6 G -H . SHD		H1G.-	-	H036	031SS-38	19			Cable Shield	HHSVMCB1	25	311100 J03	007	
-															
056	HIFI FIF7 D -H . D1		H1D.1	-	H037	031BS-30	20			Brass 031BS30	HHSVMCB1	25	311100 J03	056	
057	HIFI FIF7 D -H . D2		H1D.1	-	H037	031BS-30	20				HHSVMCB1	25	311100 J03	057	
046	HIFI FIF7 D -H . DRTN		H1D.1	-	H037	031BS-30	20				HHSVMCB1	25	311100 J03	046	
047	HIFI FIF7 D -H . SHD		H1D.1	-	H037	031BS-30	20			Cable Shield	HHSVMCB1	25	311100 J03	047	
-															
077	HIFI FIF7 G -H . G1		H1G.-	-	H038	031SS-38	21			Steel 031SS38	HHSVMCB1	25	311100 J03	077	

Astrium GmbH	**Pin Allocation List** (Harness)	Doc.No.: HP-2-ASED-IC-0014
Project: HERSCHEL		Issue: 1.0 Date: 21.04.2004
		Sheet: PAL-4 (of 4)

Connector: 211121 P18 **Function:** UFThr 160.8° (HIFI XH-01) **Conn.-Type:** 197-012P22-35S (Plug)

Item: CVVUCR **Location:** 33 / CVV I/F CB Top PFM (CVVUCR) **Backshell:** G9254 F22 M / M22-03

EMC-Category: 2I/Sig H fr CVVFT to SVMCB

Pin	Signal Designation	Interface-Code Circuit	Signal	Pos.	Ch. ID	Wiring	Grouping: Shd	Cable	Twist	Comment	Target-Item	Location	Connector	Pin	New
086	HIFI FIF7 G -H . G2		H1G.-	-	H038	031SS-38	21				HHSVMCB1	25	311100 J03	086	
094	HIFI FIF7 G -H . GRTN		H1G.-	-	H038	031SS-38	21				HHSVMCB1	25	311100 J03	094	
067	HIFI FIF7 G -H . SHD		H1G.-	-	H038	031SS-38	21			Cable Shield	HHSVMCB1	25	311100 J03	067	
-															
CH	Connector Housing									Overall Shield connected to Backshell					

Astrium GmbH	**Pin Allocation List**	Doc.No.: HP-2-ASED-IC-0014
Project: HERSCHEL	**(Harness)**	Issue: 1.0 Date: 21.04.2004
		Sheet: PAL-1 (of 4)

Connector: 211121 P16 **Function:** UFThr 138.3° (HIFI XH-02) **Conn.-Type:** 197-012P22-35S (Plug)

Item: CVVUCR **Location:** 33 / CVV I/F CB Top PFM (CVVUCR) **Backshell:** G9254 F22 M / M22-03

EMC-Category: 2I/Sig H fr CVVFT to SVMCB

		Interface-Code					Grouping:								
Pin	**Signal Designation**	**Circuit**	**Signal**	**Pos.**	**Ch. ID**	**Wiring**	**Shd**	**Cable**	**Twist**	**Comment**	**Target-Item**	**Location**	**Connector**	**Pin**	**New**
079	HIFI MGHT1-H . HT		HMH.-	-	H015	041BS-38	1			Brass 041BS38	HHSVMCB1	25	311100 J01	079	
070	HIFI MGHT1-H . HTRTN		HMH.-	-	H015	041BS-38	1				HHSVMCB1	25	311100 J01	070	
080	HIFI MGHT1-H . MG		HMH.-	-	H015	041BS-38	1				HHSVMCB1	25	311100 J01	080	
071	HIFI MGHT1-H . MGRTN		HMH.-	-	H015	041BS-38	1				HHSVMCB1	25	311100 J01	071	
069	HIFI MGHT1-H . SHD		HMH.-	-	H015	041BS-38	1			Cable Shield	HHSVMCB1	25	311100 J01	069	
-															
097	HIFI MGHT2 -H . HT		HMH.-	-	H016	041BS-38	2			Brass 041BS38	HHSVMCB1	25	311100 J01	097	
089	HIFI MGHT2 -H . HTRTN		HMH.-	-	H016	041BS-38	2				HHSVMCB1	25	311100 J01	089	
098	HIFI MGHT2 -H . MG		HMH.-	-	H016	041BS-38	2				HHSVMCB1	25	311100 J01	098	
090	HIFI MGHT2 -H . MGRTN		HMH.-	-	H016	041BS-38	2				HHSVMCB1	25	311100 J01	090	
096	HIFI MGHT2 -H . SHD		HMH.-	-	H016	041BS-38	2			Cable Shield	HHSVMCB1	25	311100 J01	096	
-															
099	HIFI MGHT3 -H . HT		HMH.-	-	H017	041BS-38	3			Brass 041BS38	HHSVMCB1	25	311100 J01	099	
091	HIFI MGHT3 -H . HTRTN		HMH.-	-	H017	041BS-38	3				HHSVMCB1	25	311100 J01	091	
100	HIFI MGHT3 -H . MG		HMH.-	-	H017	041BS-38	3				HHSVMCB1	25	311100 J01	100	
092	HIFI MGHT3 -H . MGRTN		HMH.-	-	H017	041BS-38	3				HHSVMCB1	25	311100 J01	092	
093	HIFI MGHT3 -H . SHD		HMH.-	-	H017	041BS-38	3			Cable Shield	HHSVMCB1	25	311100 J01	093	
-															
081	HIFI MGHT4 -H . HT		HMH.-	-	H018	041BS-38	4			Brass 041BS38	HHSVMCB1	25	311100 J01	081	
072	HIFI MGHT4 -H . HTRTN		HMH.-	-	H018	041BS-38	4				HHSVMCB1	25	311100 J01	072	
082	HIFI MGHT4 -H . MG		HMH.-	-	H018	041BS-38	4				HHSVMCB1	25	311100 J01	082	
073	HIFI MGHT4 -H . MGRTN		HMH.-	-	H018	041BS-38	4				HHSVMCB1	25	311100 J01	073	
083	HIFI MGHT4 -H . SHD		HMH.-	-	H018	041BS-38	4			Cable Shield	HHSVMCB1	25	311100 J01	083	
-															
084	HIFI MGHT5 -H . HT		HMH.-	-	H019	041BS-38	5			Brass 041BS38	HHSVMCB1	25	311100 J01	084	
074	HIFI MGHT5 -H . HTRTN		HMH.-	-	H019	041BS-38	5				HHSVMCB1	25	311100 J01	074	
085	HIFI MGHT5 -H . MG		HMH.-	-	H019	041BS-38	5				HHSVMCB1	25	311100 J01	085	
075	HIFI MGHT5 -H . MGRTN		HMH.-	-	H019	041BS-38	5				HHSVMCB1	25	311100 J01	075	
076	HIFI MGHT5 -H . SHD		HMH.-	-	H019	041BS-38	5			Cable Shield	HHSVMCB1	25	311100 J01	076	
-															
052	HIFI SIF D1 -H . SIF1		H2D.-	-	H053	051BS-30	6			Brass 051BS30	HHSVMCB1	25	311100 J01	052	
063	HIFI SIF D1 -H . SIF2		H2D.-	-	H053	051BS-30	6				HHSVMCB1	25	311100 J01	063	
051	HIFI SIF D1 -H . SIF3		H2D.-	-	H053	051BS-30	6				HHSVMCB1	25	311100 J01	051	
062	HIFI SIF D1 -H . SIF4		H2D.-	-	H053	051BS-30	6				HHSVMCB1	25	311100 J01	062	
061	HIFI SIF D1 -H . RTN1		H2D.-	-	H053	051BS-30	6				HHSVMCB1	25	311100 J01	061	
050	HIFI SIF D1 -H . SHD01		H2D.-	-	H053	051BS-30				Cable Shield	HHSVMCB1	25	311100 J01	050	
-															
054	HIFI SIF D1 -H . SIF5		H2D.-	-	H053	051BS-30	6			Brass 051BS30	HHSVMCB1	25	311100 J01	054	
065	HIFI SIF D1 -H . SIF6		H2D.-	-	H053	051BS-30	6				HHSVMCB1	25	311100 J01	065	

Astrium GmbH	**Pin Allocation List**	Doc.No.: HP-2-ASED-IC-0014
Project: HERSCHEL	**(Harness)**	Issue: 1.0 Date: 21.04.2004
		Sheet: PAL-2 (of 4)

Connector: 211121 P16 **Function:** UFThr 138.3° (HIFI XH-02) **Conn.-Type:** 197-012P22-35S (Plug)

Item: CVVUCR **Location:** 33 / CVV I/F CB Top PFM (CVVUCR) **Backshell:** G9254 F22 M / M22-03

EMC-Category: 2I/Sig H fr CVVFT to SVMCB

		Interface-Code					Grouping:							
Pin	**Signal Designation**	**Circuit**	**Signal**	**Pos.**	**Ch. ID**	**Wiring**	**Shd**	**Cable**	**Twist**	**Comment**	**Target-Item**	**Location**	**Connector**	**Pin**	**New**
055	HIFI SIF D1 -H . SIF7		H2D.-	-	H053	051BS-30	6				HHSVMCB1	25	311100 J01	055	
066	HIFI SIF D1 -H . TST		H2D.-	-	H053	051BS-30	6				HHSVMCB1	25	311100 J01	066	
064	HIFI SIF D1 -H . RTN2		H2D.-	-	H053	051BS-30	6				HHSVMCB1	25	311100 J01	064	
053	HIFI SIF D1 -H . SHD02		H2D.-	-	H053	051BS-30	6			Cable Shield	HHSVMCB1	25	311100 J01	053	
-															
059	HIFI SIF G1 -H . GA		H2G.-	-	H054	041SS-38	7			Steel 041SS-38	HHSVMCB1	25	311100 J01	059	
048	HIFI SIF G1 -H . ARTN		H2G.-	-	H054	041SS-38	7				HHSVMCB1	25	311100 J01	048	
060	HIFI SIF G1 -H . GB		H2G.-	-	H054	041SS-38	7				HHSVMCB1	25	311100 J01	060	
049	HIFI SIF G1 -H . BRTN		H2G.-	-	H054	041SS-38	7				HHSVMCB1	25	311100 J01	049	
047	HIFI SIF G1 -H . SHD03		H2G.-	-	H054	041SS-38	7			Cable Shield	HHSVMCB1	25	311100 J01	047	
-															
030	HIFI SIF D2 -H . SIF1		H2D.-	-	H055	051BS-30	8			Brass 051BS30	HHSVMCB1	25	311100 J01	030	
041	HIFI SIF D2 -H . SIF2		H2D.-	-	H055	051BS-30	8				HHSVMCB1	25	311100 J01	041	
042	HIFI SIF D2 -H . SIF3		H2D.-	-	H055	051BS-30	8				HHSVMCB1	25	311100 J01	042	
031	HIFI SIF D2 -H . SIF4		H2D.-	-	H055	051BS-30	8				HHSVMCB1	25	311100 J01	031	
040	HIFI SIF D2 -H . RTN1		H2D.-	-	H055	051BS-30	8				HHSVMCB1	25	311100 J01	040	
029	HIFI SIF D2 -H . SHD01		H2D.-	-	H055	051BS-30	8			Cable Shield	HHSVMCB1	25	311100 J01	029	
-															
033	HIFI SIF D2 -H . SIF5		H2D.-	-	H055	051BS-30	8				HHSVMCB1	25	311100 J01	033	
044	HIFI SIF D2 -H . SIF6		H2D.-	-	H055	051BS-30	8				HHSVMCB1	25	311100 J01	044	
034	HIFI SIF D2 -H . SIF7		H2D.-	-	H055	051BS-30	8				HHSVMCB1	25	311100 J01	034	
045	HIFI SIF D2 -H . TST		H2D.-	-	H055	051BS-30	8				HHSVMCB1	25	311100 J01	045	
043	HIFI SIF D2 -H . RTN2		H2D.-	-	H055	051BS-30	8				HHSVMCB1	25	311100 J01	043	
032	HIFI SIF D2 -H . SHD02		H2D.-	-	H055	051BS-30	8			Cable Shield	HHSVMCB1	25	311100 J01	032	
-															
038	HIFI SIF G2 -H . GA		H2G.-	-	H056	041SS-38	9			Steel 041SS38	HHSVMCB1	25	311100 J01	038	
027	HIFI SIF G2 -H . ARTN		H2G.-	-	H056	041SS-38	9				HHSVMCB1	25	311100 J01	027	
025	HIFI SIF G2 -H . GB		H2G.-	-	H056	041SS-38	9				HHSVMCB1	25	311100 J01	025	
028	HIFI SIF G2 -H . BRTN		H2G.-	-	H056	041SS-38	9				HHSVMCB1	25	311100 J01	028	
037	HIFI SIF G2 -H . SHD03		H2G.-	-	H056	041SS-38	9			Cable Shield	HHSVMCB1	25	311100 J01	037	
-															
012	HIFI SIF D3 -H . SIF1		H2D.-	-	H057	051BS-30	10			Brass 051BS30	HHSVMCB1	25	311100 J01	012	
021	HIFI SIF D3 -H . SIF2		H2D.-	-	H057	051BS-30	10				HHSVMCB1	25	311100 J01	021	
011	HIFI SIF D3 -H . SIF3		H2D.-	-	H057	051BS-30	10				HHSVMCB1	25	311100 J01	011	
020	HIFI SIF D3 -H . SIF4		H2D.-	-	H057	051BS-30	10				HHSVMCB1	25	311100 J01	020	
019	HIFI SIF D3 -H . RTN1		H2D.-	-	H057	051BS-30	10				HHSVMCB1	25	311100 J01	019	
010	HIFI SIF D3 -H . SHD01		H2D.-	-	H057	051BS-30				Cable Shield	HHSVMCB1	25	311100 J01	010	
-															
015	HIFI SIF D3 -H . SIF5		H2D.-	-	H057	051BS-30	10			Brass 051BS30	HHSVMCB1	25	311100 J01	015	

Astrium GmbH	**Pin Allocation List**	Doc.No.: HP-2-ASED-IC-0014
Project: HERSCHEL	**(Harness)**	Issue: 1.0 Date: 21.04.2004
		Sheet: PAL-3 (of 4)

Connector: 211121 P16 **Function:** UFThr 138.3° (HIFI XH-02) **Conn.-Type:** 197-012P22-35S (Plug)

Item: CVVUCR **Location:** 33 / CVV I/F CB Top PFM (CVVUCR) **Backshell:** G9254 F22 M / M22-03

EMC-Category: 2I/Sig H fr CVVFT to SVMCB

Pin	Signal Designation	Interface-Code Circuit	Signal	Pos.	Ch. ID	Wiring	Grouping: Shd	Cable	Twist	Comment	Target-Item	Location	Connector	Pin	New
024	HIFI SIF D3 -H . SIF6		H2D.-	-	H057	051BS-30	10				HHSVMCB1	25	311100 J01	024	
014	HIFI SIF D3 -H . SIF7		H2D.-	-	H057	051BS-30	10				HHSVMCB1	25	311100 J01	014	
023	HIFI SIF D3 -H . TST		H2D.-	-	H057	051BS-30	10				HHSVMCB1	25	311100 J01	023	
022	HIFI SIF D3 -H . RTN2		H2D.-	-	H057	051BS-30	10				HHSVMCB1	25	311100 J01	022	
013	HIFI SIF D3 -H . SHD02		H2D.-	-	H057	051BS-30	10			Cable Shield	HHSVMCB1	25	311100 J01	013	
-															
004	HIFI SIF G3 -H . GA		H2G.-	-	H058	041SS-38	11			Steel 041SS38	HHSVMCB1	25	311100 J01	004	
005	HIFI SIF G3 -H . ARTN		H2G.-	-	H058	041SS-38	11				HHSVMCB1	25	311100 J01	005	
007	HIFI SIF G3 -H . GB		H2G.-	-	H058	041SS-38	11				HHSVMCB1	25	311100 J01	007	
006	HIFI SIF G3 -H . BRTN		H2G.-	-	H058	041SS-38	11				HHSVMCB1	25	311100 J01	006	
003	HIFI SIF G3 -H . SHD03		H2G.-	-	H058	041SS-38	11			Cable Shield	HHSVMCB1	25	311100 J01	003	
-	NC														
-	NC														
-	NC														
-	NC														
-	NC														
-	NC														
-	NC														
-	NC														
-	NC														
-	NC														
-	NC														
-	NC														
-	NC														
-	NC														
-	NC														
-	NC														
-	NC														
-	NC														
-	NC														
-	NC														
-	NC														
-	NC														
-	NC														
-	NC														
-	NC														
-	NC														
-	NC														
-	NC														
-	NC														

Astrium GmbH	**Pin Allocation List** (Harness)	Doc.No.: HP-2-ASED-IC-0014
Project: HERSCHEL		Issue: 1.0 Date: 21.04.2004
		Sheet: PAL-4 (of 4)

Connector: 211121 P16 **Function:** UFThr 138.3° (HIFI XH-02) **Conn.-Type:** 197-012P22-35S (Plug)

Item: CVVUCR **Location:** 33 / CVV I/F CB Top PFM (CVVUCR) **Backshell:** G9254 F22 M / M22-03

EMC-Category: 2I/Sig H fr CVVFT to SVMCB

Pin	Signal Designation	Interface-Code Circuit	Signal	Pos.	Ch. ID	Wiring	Grouping: Shd	Cable	Twist	Comment	Target-Item	Location	Connector	Pin	New
-	NC														
CH	Connector Housing									Overall Shd connected to Backshell					

Astrium GmbH	**Pin Allocation List**	Doc.No.: HP-2-ASED-IC-0014
Project: HERSCHEL	**(Harness)**	Issue: 1.0 Date: 21.04.2004
		Sheet: PAL-1 (of 4)

Connector: 211121 P19 **Function:** UFThr 167.0° (HIFI XH-03) **Conn.-Type:** 197-012P22-35S (Plug)

Item: CVVUCR **Location:** 33 / CVV I/F CB Top PFM (CVVUCR) **Backshell:** G9254 F22 M / M22-03

EMC-Category: 2I/Sig H fr CVVFT to SVMCB

Pin	Signal Designation	Interface-Code Circuit	Signal	Pos.	Ch. ID	Wiring	Grouping: Shd	Cable	Twist	Comment	Target-Item	Location	Connector	Pin	New	
096	HIFI MX1-V . B		HMX.-	-	H008	051SS-38	1			Steel 051SS38	HHSVMCB1	25	311100 J04	096	3.	3.
097	HIFI MX1-V . VM		HMX.-	-	H008	051SS-38	1				HHSVMCB1	25	311100 J04	097		
090	HIFI MX1-V . IM		HMX.-	-	H008	051SS-38	1				HHSVMCB1	25	311100 J04	090		
088	HIFI MX1-V . BRTN		HMX.-	-	H008	051SS-38	1				HHSVMCB1	25	311100 J04	088		
089	HIFI MX1-V . VMRTN		HMX.-	-	H008	051SS-38	1				HHSVMCB1	25	311100 J04	089		
095	HIFI MX1-V . SHD		HMX.-	-	H008	051SS-38	1			Cable Shield	HHSVMCB1	25	311100 J04	095		
-																
091	HIFI MX2-V . B		HMX.-	-	H009	051SS-38	2			Steel 051SS38	HHSVMCB1	25	311100 J04	091	3.	3.
099	HIFI MX2-V . VM		HMX.-	-	H009	051SS-38	2				HHSVMCB1	25	311100 J04	099		
100	HIFI MX2-V . IM		HMX.-	-	H009	051SS-38	2				HHSVMCB1	25	311100 J04	100		
092	HIFI MX2-V . BRTN		HMX.-	-	H009	051SS-38	2				HHSVMCB1	25	311100 J04	092		
093	HIFI MX2-V . VMRTN		HMX.-	-	H009	051SS-38	2				HHSVMCB1	25	311100 J04	093		
098	HIFI MX2-V . SHD		HMX.-	-	H009	051SS-38	2			Cable Shield	HHSVMCB1	25	311100 J04	098		
-																
069	HIFI MX3-V . B		HMX.-	-	H010	051SS-38	3			Steel 051SS38	HHSVMCB1	25	311100 J04	069	3.	3.
070	HIFI MX3-V . VM		HMX.-	-	H010	051SS-38	3				HHSVMCB1	25	311100 J04	070		
079	HIFI MX3-V . IM		HMX.-	-	H010	051SS-38	3				HHSVMCB1	25	311100 J04	079		
068	HIFI MX3-V . BRTN		HMX.-	-	H010	051SS-38	3				HHSVMCB1	25	311100 J04	068		
078	HIFI MX3-V . VMRTN		HMX.-	-	H010	051SS-38	3				HHSVMCB1	25	311100 J04	078		
087	HIFI MX3-V . SHD		HMX.-	-	H010	051SS-38	3			Cable Shield	HHSVMCB1	25	311100 J04	087		
-																
081	HIFI MX4-V . B		HMX.-	-	H011	051SS-38	4			Steel 051SS38	HHSVMCB1	25	311100 J04	081	3.	3.
072	HIFI MX4-V . VM		HMX.-	-	H011	051SS-38	4				HHSVMCB1	25	311100 J04	072		
073	HIFI MX4-V . IM		HMX.-	-	H011	051SS-38	4				HHSVMCB1	25	311100 J04	073		
080	HIFI MX4-V . BRTN		HMX.-	-	H011	051SS-38	4				HHSVMCB1	25	311100 J04	080		
082	HIFI MX4-V . VMRTN		HMX.-	-	H011	051SS-38	4				HHSVMCB1	25	311100 J04	082		
071	HIFI MX4-V . SHD		HMX.-	-	H011	051SS-38	4			Cable Shield	HHSVMCB1	25	311100 J04	071		
-																
076	HIFI MX5-V . B		HMX.-	-	H012	051SS-38	5			Steel 051SS38	HHSVMCB1	25	311100 J04	076	3.	3.
084	HIFI MX5-V . VM		HMX.-	-	H012	051SS-38	5				HHSVMCB1	25	311100 J04	084		
085	HIFI MX5-V . IM		HMX.-	-	H012	051SS-38	5				HHSVMCB1	25	311100 J04	085		
075	HIFI MX5-V . BRTN		HMX.-	-	H012	051SS-38	5				HHSVMCB1	25	311100 J04	075		
074	HIFI MX5-V . VMRTN		HMX.-	-	H012	051SS-38	5				HHSVMCB1	25	311100 J04	074		
083	HIFI MX5-V . SHD		HMX.-	-	H012	051SS-38	5			Cable Shield	HHSVMCB1	25	311100 J04	083		
-																
054	HIFI MX6-V . B		HMX.-	-	H013	051SS-38	6			Steel 051SS38	HHSVMCB1	25	311100 J04	054	3.	3.
055	HIFI MX6-V . VM		HMX.-	-	H013	051SS-38	6				HHSVMCB1	25	311100 J04	055		
064	HIFI MX6-V . IM		HMX.-	-	H013	051SS-38	6				HHSVMCB1	25	311100 J04	064		
065	HIFI MX6-V . BRTN		HMX.-	-	H013	051SS-38	6				HHSVMCB1	25	311100 J04	065		

Astrium GmbH	**Pin Allocation List**	Doc.No.: HP-2-ASED-IC-0014
Project: HERSCHEL	**(Harness)**	Issue: 1.0 Date: 21.04.2004
		Sheet: PAL-2 (of 4)

Connector: 211121 P19 **Function:** UFThr 167.0° (HIFI XH-03) **Conn.-Type:** 197-012P22-35S (Plug)

Item: CVVUCR **Location:** 33 / CVV I/F CB Top PFM (CVVUCR) **Backshell:** G9254 F22 M / M22-03

EMC-Category: 2I/Sig H fr CVVFT to SVMCB

Pin	Signal Designation	Interface-Code Circuit	Signal	Pos.	Ch. ID	Wiring	Grouping: Shd	Cable	Twist	Comment	Target-Item	Location	Connector	Pin	New	
066	HIFI MX6-V . VMRTN		HMX.-	-	H013	051SS-38	6				HHSVMCB1	25	311100 J04	066		
053	HIFI MX6-V . SHD		HMX.-	-	H013	051SS-38	6			Cable Shield	HHSVMCB1	25	311100 J04	053		
-																
051	HIFI MX7-V . B		HMX.-	-	H014	051SS-38	7			Steel 051SS38	HHSVMCB1	25	311100 J04	051	3.	3.
052	HIFI MX7-V . VM		HMX.-	-	H014	051SS-38	7				HHSVMCB1	25	311100 J04	052		
061	HIFI MX7-V . IM		HMX.-	-	H014	051SS-38	7				HHSVMCB1	25	311100 J04	061		
062	HIFI MX7-V . BRTN		HMX.-	-	H014	051SS-38	7				HHSVMCB1	25	311100 J04	062		
063	HIFI MX7-V . VMRTN		HMX.-	-	H014	051SS-38	7				HHSVMCB1	25	311100 J04	063		
050	HIFI MX7-V . SHD		HMX.-	-	H014	051SS-38	7			Cable Shield	HHSVMCB1	25	311100 J04	050		
-																
048	HIFI FIF1 D -V . D1		H1D.-	-	H039	041BS-30	8			Brass 041BS30	HHSVMCB1	25	311100 J04	048		
049	HIFI FIF1 D -V . D2		H1D.-	-	H039	041BS-30	8				HHSVMCB1	25	311100 J04	049		
059	HIFI FIF1 D -V . TST		H1D.-	-	H039	041BS-30	8				HHSVMCB1	25	311100 J04	059		
060	HIFI FIF1 D -V . DRTN		H1D.-	-	H039	041BS-30	8				HHSVMCB1	25	311100 J04	060		
058	HIFI FIF1 D -V . SHD		H1D.-	-	H039	041BS-30	8			Cable Shield	HHSVMCB1	25	311100 J04	058		
-																
025	HIFI FIF1 G -V . G1		H1G.-	-	H040	031SS-38	9			Steel 031SS38	HHSVMCB1	25	311100 J04	025		
036	HIFI FIF1 G -V . G2		H1G.-	-	H040	031SS-38	9				HHSVMCB1	25	311100 J04	036		
035	HIFI FIF1 G -V . GRTN		H1G.-	-	H040	031SS-38	9				HHSVMCB1	25	311100 J04	035		
016	HIFI FIF1 G -V . SHD		H1G.-	-	H040	031SS-38	9			Cable Shield	HHSVMCB1	25	311100 J04	016		
-																
034	HIFI FIF2 D -V . D1		H1D.1	-	H041	031BS-30	10			Steel 031SS30	HHSVMCB1	25	311100 J04	034		
045	HIFI FIF2 D -V . D2		H1D.1	-	H041	031BS-30	10				HHSVMCB1	25	311100 J04	045		
044	HIFI FIF2 D -V . DRTN		H1D.1	-	H041	031BS-30	10				HHSVMCB1	25	311100 J04	044		
033	HIFI FIF2 D -V . SHD		H1D.1	-	H041	031BS-30	10			Cable Shield	HHSVMCB1	25	311100 J04	033		
-																
042	HIFI FIF2 G -V . G1		H1G.-	-	H042	031SS-38	11			Steel 031SS38	HHSVMCB1	25	311100 J04	042		
043	HIFI FIF2 G -V . G2		H1G.-	-	H042	031SS-38	11				HHSVMCB1	25	311100 J04	043		
032	HIFI FIF2 G -V . GRTN		H1G.-	-	H042	031SS-38	11				HHSVMCB1	25	311100 J04	032		
031	HIFI FIF2 G -V . SHD		H1G.-	-	H042	031SS-38	11			Cable Shield	HHSVMCB1	25	311100 J04	031		
-																
030	HIFI FIF3 D -V . D1		H1D.1	-	H043	031BS-30	12			Brass 031BS30	HHSVMCB1	25	311100 J04	030		
041	HIFI FIF3 D -V . D2		H1D.1	-	H043	031BS-30	12				HHSVMCB1	25	311100 J04	041		
040	HIFI FIF3 D -V . DRTN		H1D.1	-	H043	031BS-30	12				HHSVMCB1	25	311100 J04	040		
029	HIFI FIF3 D -V . SHD		H1D.1	-	H043	031BS-30	12			Cable Shield	HHSVMCB1	25	311100 J04	029		
-																
028	HIFI FIF3 G -V . G1		H1G.-	-	H044	031SS-38	13			Steel 031SS38	HHSVMCB1	25	311100 J04	028		
039	HIFI FIF3 G -V . G2		H1G.-	-	H044	031SS-38	13				HHSVMCB1	25	311100 J04	039		
038	HIFI FIF3 G -V . GRTN		H1G.-	-	H044	031SS-38	13				HHSVMCB1	25	311100 J04	038		

Astrium GmbH	**Pin Allocation List**	Doc.No.: HP-2-ASED-IC-0014
Project: HERSCHEL	**(Harness)**	Issue: 1.0 Date: 21.04.2004
		Sheet: PAL-3 (of 4)

Connector: 211121 P19 **Function:** UFThr 167.0° (HIFI XH-03) **Conn.-Type:** 197-012P22-35S (Plug)

Item: CVVUCR **Location:** 33 / CVV I/F CB Top PFM (CVVUCR) **Backshell:** G9254 F22 M / M22-03

EMC-Category: 2I/Sig H fr CVVFT to SVMCB

		Interface-Code					Grouping:							
Pin	**Signal Designation**	**Circuit**	**Signal**	**Pos.**	**Ch. ID**	**Wiring**	**Shd**	**Cable**	**Twist**	**Comment**	**Target-Item**	**Location**	**Connector**	**Pin**	**New**
027	HIFI FIF3 G -V . SHD		H1G.-	-	H044	031SS-38	13			Cable Shield	HHSVMCB1	25	311100 J04	027	
-															
014	HIFI FIF4 D -V . D1		H1D.-	-	H045	041BS-30	14			Brass 041BS30	HHSVMCB1	25	311100 J04	014	
015	HIFI FIF4 D -V . D2		H1D.-	-	H045	041BS-30	14				HHSVMCB1	25	311100 J04	015	
023	HIFI FIF4 D -V . TST		H1D.-	-	H045	041BS-30	14				HHSVMCB1	25	311100 J04	023	
024	HIFI FIF4 D -V . DRTN		H1D.-	-	H045	041BS-30	14				HHSVMCB1	25	311100 J04	024	
022	HIFI FIF4 D -V . SHD		H1D.-	-	H045	041BS-30	14			Cable Shield	HHSVMCB1	25	311100 J04	022	
-															
012	HIFI FIF4 G -V . G1		H1G.-	-	H046	031SS-38	15			Steel 031SS38	HHSVMCB1	25	311100 J04	012	
013	HIFI FIF4 G -V . G2		H1G.-	-	H046	031SS-38	15				HHSVMCB1	25	311100 J04	013	
021	HIFI FIF4 G -V . GRTN		H1G.-	-	H046	031SS-38	15				HHSVMCB1	25	311100 J04	021	
020	HIFI FIF4 G -V . SHD		H1G.-	-	H046	031SS-38	15			Cable Shield	HHSVMCB1	25	311100 J04	020	
-															
017	HIFI FIF5 D -V . D1		H1D.1	-	H047	031BS-30	16			Brass 031BS30	HHSVMCB1	25	311100 J04	017	
037	HIFI FIF5 D -V . D2		H1D.1	-	H047	031BS-30	16				HHSVMCB1	25	311100 J04	037	
026	HIFI FIF5 D -V . DRTN		H1D.1	-	H047	031BS-30	16				HHSVMCB1	25	311100 J04	026	
009	HIFI FIF5 D -V . SHD		H1D.1	-	H047	031BS-30	16			Cable Shield	HHSVMCB1	25	311100 J04	009	
-															
010	HIFI FIF5 G -V . G1		H1G.-	-	H048	031SS-38	17			Steel 031SS38	HHSVMCB1	25	311100 J04	010	
019	HIFI FIF5 G -V . G2		H1G.-	-	H048	031SS-38	17				HHSVMCB1	25	311100 J04	019	
011	HIFI FIF5 G -V . GRTN		H1G.-	-	H048	031SS-38	17				HHSVMCB1	25	311100 J04	011	
018	HIFI FIF5 G -V . SHD		H1G.-	-	H048	031SS-38	17			Cable Shield	HHSVMCB1	25	311100 J04	018	
-															
001	HIFI FIF6 D -V . D1		H1D.1	-	H049	031BS-30	18			Brass 031BS30	HHSVMCB1	25	311100 J04	001	
002	HIFI FIF6 D -V . D2		H1D.1	-	H049	031BS-30	18				HHSVMCB1	25	311100 J04	002	
003	HIFI FIF6 D -V . DRTN		H1D.1	-	H049	031BS-30	18				HHSVMCB1	25	311100 J04	003	
008	HIFI FIF6 D -V . SHD		H1D.1	-	H049	031BS-30	18			Cable Shield	HHSVMCB1	25	311100 J04	008	
-															
004	HIFI FIF6 G -V . G1		H1G.-	-	H050	031SS-38	19			Steel 031SS38	HHSVMCB1	25	311100 J04	004	
005	HIFI FIF6 G -V . G2		H1G.-	-	H050	031SS-38	19				HHSVMCB1	25	311100 J04	005	
006	HIFI FIF6 G -V . GRTN		H1G.-	-	H050	031SS-38	19				HHSVMCB1	25	311100 J04	006	
007	HIFI FIF6 G -V . SHD		H1G.-	-	H050	031SS-38	19			Cable Shield	HHSVMCB1	25	311100 J04	007	
-															
056	HIFI FIF7 D -V . D1		H1D.1	-	H051	031BS-30	20			Brass 031BS30	HHSVMCB1	25	311100 J04	056	
057	HIFI FIF7 D -V . D2		H1D.1	-	H051	031BS-30	20				HHSVMCB1	25	311100 J04	057	
046	HIFI FIF7 D -V . DRTN		H1D.1	-	H051	031BS-30	20				HHSVMCB1	25	311100 J04	046	
047	HIFI FIF7 D -V . SHD		H1D.1	-	H051	031BS-30	20			Cable Shield	HHSVMCB1	25	311100 J04	047	
-															
077	HIFI FIF7 G -V . G1		H1G.-	-	H052	031SS-38	21			Steel 031SS38	HHSVMCB1	25	311100 J04	077	

Astrium GmbH	**Pin Allocation List** (Harness)	Doc.No.: HP-2-ASED-IC-0014
Project: HERSCHEL		Issue: 1.0 Date: 21.04.2004
		Sheet: PAL-4 (of 4)

Connector: 211121 P19 **Function:** UFThr 167.0° (HIFI XH-03) **Conn.-Type:** 197-012P22-35S (Plug)

Item: CVVUCR **Location:** 33 / CVV I/F CB Top PFM (CVVUCR) **Backshell:** G9254 F22 M / M22-03

EMC-Category: 2I/Sig H fr CVVFT to SVMCB

Pin	Signal Designation	Interface-Code Circuit	Signal	Pos.	Ch. ID	Wiring	Grouping: Shd	Cable	Twist	Comment	Target-Item	Location	Connector	Pin	New
086	HIFI FIF7 G -V . G2		H1G.-	-	H052	031SS-38	21				HHSVMCB1	25	311100 J04	086	
094	HIFI FIF7 G -V . GRTN		H1G.-	-	H052	031SS-38	21				HHSVMCB1	25	311100 J04	094	
067	HIFI FIF7 G -V . SHD		H1G.-	-	H052	031SS-38	21			Cable Shield	HHSVMCB1	25	311100 J04	067	
-															
CH	Connector Housing									Overall Shield connected to Backshell					

Astrium GmbH	**Pin Allocation List**	Doc.No.: HP-2-ASED-IC-0014
Project: HERSCHEL	**(Harness)**	Issue: 1.0 Date: 21.04.2004
		Sheet: PAL-1 (of 4)

Connector: 211121 P20 **Function:** UFThr 173.2° (HIFI XH-04) **Conn.-Type:** MS27484T22F-35S (Pl+Shl)

Item: CVVUCR **Location:** 33 / CVV I/F CB Top PFM (CVVUCR) **Backshell:** G9254 F22 M / M22-03

EMC-Category: 2I/Sig H fr CVVFT to SVMCB

		Interface-Code					Grouping:							
Pin	**Signal Designation**	**Circuit**	**Signal**	**Pos.**	**Ch. ID**	**Wiring**	**Shd**	**Cable**	**Twist**	**Comment**	**Target-Item**	**Location**	**Connector**	**Pin**	**New**
079	HIFI MGHT1 -V . HT		HMH.-	-	H020	041BS-38	1			Brass 041BS38	HHSVMCB1	25	311100 J05	079	
070	HIFI MGHT1 -V . HTRTN		HMH.-	-	H020	041BS-38	1				HHSVMCB1	25	311100 J05	070	
080	HIFI MGHT1 -V . MG		HMH.-	-	H020	041BS-38	1				HHSVMCB1	25	311100 J05	080	
071	HIFI MGHT1 -V . MGRTN		HMH.-	-	H020	041BS-38	1				HHSVMCB1	25	311100 J05	071	
069	HIFI MGHT1 -V . SHD		HMH.-	-	H020	041BS-38	1			Cable Shield	HHSVMCB1	25	311100 J05	069	
-															
097	HIFI MGHT2 -V . HT		HMH.-	-	H021	041BS-38	2			Brass 041BS38	HHSVMCB1	25	311100 J05	097	
089	HIFI MGHT2 -V . HTRTN		HMH.-	-	H021	041BS-38	2				HHSVMCB1	25	311100 J05	089	
098	HIFI MGHT2 -V . MG		HMH.-	-	H021	041BS-38	2				HHSVMCB1	25	311100 J05	098	
090	HIFI MGHT2 -V . MGRTN		HMH.-	-	H021	041BS-38	2				HHSVMCB1	25	311100 J05	090	
096	HIFI MGHT2 -V . SHD		HMH.-	-	H021	041BS-38	2			Cable Shield	HHSVMCB1	25	311100 J05	096	
-															
099	HIFI MGHT3 -V . HT		HMH.-	-	H022	041BS-38	3			Brass 041BS38	HHSVMCB1	25	311100 J05	099	
091	HIFI MGHT3 -V . HTRTN		HMH.-	-	H022	041BS-38	3				HHSVMCB1	25	311100 J05	091	
100	HIFI MGHT3 -V . MG		HMH.-	-	H022	041BS-38	3				HHSVMCB1	25	311100 J05	100	
092	HIFI MGHT3 -V . MGRTN		HMH.-	-	H022	041BS-38	3				HHSVMCB1	25	311100 J05	092	
093	HIFI MGHT3 -V . SHD		HMH.-	-	H022	041BS-38	3			Cable Shield	HHSVMCB1	25	311100 J05	093	
-															
081	HIFI MGHT4 -V . HT		HMH.-	-	H023	041BS-38	4			Brass 041BS38	HHSVMCB1	25	311100 J05	081	
072	HIFI MGHT4 -V . HTRTN		HMH.-	-	H023	041BS-38	4				HHSVMCB1	25	311100 J05	072	
082	HIFI MGHT4 -V . MG		HMH.-	-	H023	041BS-38	4				HHSVMCB1	25	311100 J05	082	
073	HIFI MGHT4 -V . MGRTN		HMH.-	-	H023	041BS-38	4				HHSVMCB1	25	311100 J05	073	
083	HIFI MGHT4 -V . SHD		HMH.-	-	H023	041BS-38	4			Cable Shield	HHSVMCB1	25	311100 J05	083	
-															
084	HIFI MGHT5 -V . HT		HMH.-	-	H024	041BS-38	5			Brass 041BS38	HHSVMCB1	25	311100 J05	084	
074	HIFI MGHT5 -V . HTRTN		HMH.-	-	H024	041BS-38	5				HHSVMCB1	25	311100 J05	074	
085	HIFI MGHT5 -V . MG		HMH.-	-	H024	041BS-38	5				HHSVMCB1	25	311100 J05	085	
075	HIFI MGHT5 -V . MGRTN		HMH.-	-	H024	041BS-38	5				HHSVMCB1	25	311100 J05	075	
076	HIFI MGHT5 -V . SHD		HMH.-	-	H024	041BS-38	5			Cable Shield	HHSVMCB1	25	311100 J05	076	
-															
052	HIFI SIF D1 -V . SIF1		H2D.-	-	H059	051BS-30	6			Brass 091BS30	HHSVMCB1	25	311100 J05	052	
063	HIFI SIF D1 -V . SIF2		H2D.-	-	H059	051BS-30	6				HHSVMCB1	25	311100 J05	063	
051	HIFI SIF D1 -V . SIF3		H2D.-	-	H059	051BS-30	6				HHSVMCB1	25	311100 J05	051	
062	HIFI SIF D1 -V . SIF4		H2D.-	-	H059	051BS-30	6				HHSVMCB1	25	311100 J05	062	
061	HIFI SIF D1 -V . RTN1		H2D.-	-	H059	051BS-30	6				HHSVMCB1	25	311100 J05	061	
050	HIFI SIF D1 -V . SHD01		H2D.-	-	H059	051BS-30	6			Cable 6-1 Shield	HHSVMCB1	25	311100 J05	050	
-															
054	HIFI SIF D1 -V . SIF5		H2D.-	-	H059	051BS-30	6			Brass 051BS30	HHSVMCB1	25	311100 J05	054	
065	HIFI SIF D1 -V . SIF6		H2D.-	-	H059	051BS-30	6				HHSVMCB1	25	311100 J05	065	

Astrium GmbH	**Pin Allocation List**	Doc.No.: HP-2-ASED-IC-0014
Project: HERSCHEL	**(Harness)**	Issue: 1.0 Date: 21.04.2004
		Sheet: PAL-2 (of 4)

Connector: 211121 P20 **Function:** UFThr 173.2° (HIFI XH-04) **Conn.-Type:** MS27484T22F-35S (Pl+Shl)

Item: CVVUCR **Location:** 33 / CVV I/F CB Top PFM (CVVUCR) **Backshell:** G9254 F22 M / M22-03

EMC-Category: 2I/Sig H fr CVVFT to SVMCB

		Interface-Code					Grouping:							
Pin	**Signal Designation**	**Circuit**	**Signal**	**Pos.**	**Ch. ID**	**Wiring**	**Shd**	**Cable**	**Twist**	**Comment**	**Target-Item**	**Location**	**Connector**	**Pin**	**New**
055	HIFI SIF D1 -V . SIF7		H2D.-	-	H059	051BS-30	6				HHSVMCB1	25	311100 J05	055	
066	HIFI SIF D1 -V . TST		H2D.-	-	H059	051BS-30	6				HHSVMCB1	25	311100 J05	066	
064	HIFI SIF D1 -V . RTN2		H2D.-	-	H059	051BS-30	6				HHSVMCB1	25	311100 J05	064	
053	HIFI SIF D1 -V . SHD02		H2D.-	-	H059	051BS-30	6			Cable 6-2 Shield	HHSVMCB1	25	311100 J05	053	
-															
059	HIFI SIF G1 -V . GA		H2G.-	-	H060	041SS-38	7			Steel 041SS38	HHSVMCB1	25	311100 J05	059	
048	HIFI SIF G1 -V . ARTN		H2G.-	-	H060	041SS-38	7				HHSVMCB1	25	311100 J05	048	
060	HIFI SIF G1 -V . GB		H2G.-	-	H060	041SS-38	7				HHSVMCB1	25	311100 J05	060	
049	HIFI SIF G1 -V . BRTN		H2G.-	-	H060	041SS-38	7				HHSVMCB1	25	311100 J05	049	
047	HIFI SIF G1 -V . SHD03		H2G.-	-	H060	041SS-38	7			Cable Shield	HHSVMCB1	25	311100 J05	047	
-															
030	HIFI SIF D2 -V . SIF1		H2D.-	-	H061	051BS-30	8			Brass 091BS-30	HHSVMCB1	25	311100 J05	030	
041	HIFI SIF D2 -V . SIF2		H2D.-	-	H061	051BS-30	8				HHSVMCB1	25	311100 J05	041	
042	HIFI SIF D2 -V . SIF3		H2D.-	-	H061	051BS-30	8				HHSVMCB1	25	311100 J05	042	
031	HIFI SIF D2 -V . SIF4		H2D.-	-	H061	051BS-30	8				HHSVMCB1	25	311100 J05	031	
040	HIFI SIF D2 -V . RTN1		H2D.-	-	H061	051BS-30	8				HHSVMCB1	25	311100 J05	040	
029	HIFI SIF D2 -V . SHD01		H2D.-	-	H061	051BS-30	8			Cable 8-1 shield	HHSVMCB1	25	311100 J05	029	
-															
033	HIFI SIF D2 -V . SIF5		H2D.-	-	H061	051BS-30	8			Brass 051BS30	HHSVMCB1	25	311100 J05	033	
044	HIFI SIF D2 -V . SIF6		H2D.-	-	H061	051BS-30	8				HHSVMCB1	25	311100 J05	044	
034	HIFI SIF D2 -V . SIF7		H2D.-	-	H061	051BS-30	8				HHSVMCB1	25	311100 J05	034	
045	HIFI SIF D2 -V . TST		H2D.-	-	H061	051BS-30	8				HHSVMCB1	25	311100 J05	045	
043	HIFI SIF D2 -V . RTN2		H2D.-	-	H061	051BS-30	8				HHSVMCB1	25	311100 J05	043	
032	HIFI SIF D2 -V . SHD02		H2D.-	-	H061	051BS-30	8			Cable 8-2 Shield	HHSVMCB1	25	311100 J05	032	
-															
038	HIFI SIF G2 -V . GA		H2G.-	-	H062	041SS-38	9			Steel 041SS38	HHSVMCB1	25	311100 J05	038	
027	HIFI SIF G2 -V . ARTN		H2G.-	-	H062	041SS-38	9				HHSVMCB1	25	311100 J05	027	
039	HIFI SIF G2 -V . GB		H2G.-	-	H062	041SS-38	9				HHSVMCB1	25	311100 J05	039	
028	HIFI SIF G2 -V . BRTN		H2G.-	-	H062	041SS-38	9				HHSVMCB1	25	311100 J05	028	
037	HIFI SIF G2 -V . SHD03		H2G.-	-	H062	041SS-38	9			Cable Shield	HHSVMCB1	25	311100 J05	037	
-															
012	HIFI SIF D3 -V . SIF1		H2D.-	-	H063	051BS-30	10			Brass 091BS30	HHSVMCB1	25	311100 J05	012	
021	HIFI SIF D3 -V . SIF2		H2D.-	-	H063	051BS-30	10				HHSVMCB1	25	311100 J05	021	
011	HIFI SIF D3 -V . SIF3		H2D.-	-	H063	051BS-30	10				HHSVMCB1	25	311100 J05	011	
020	HIFI SIF D3 -V . SIF4		H2D.-	-	H063	051BS-30	10				HHSVMCB1	25	311100 J05	020	
019	HIFI SIF D3 -V . RTN1		H2D.-	-	H063	051BS-30	10				HHSVMCB1	25	311100 J05	019	
010	HIFI SIF D3 -V . SHD01		H2D.-	-	H063	051BS-30	10			Cable 10-1 Shield	HHSVMCB1	25	311100 J05	010	
-															
015	HIFI SIF D3 -V . SIF5		H2D.-	-	H063	051BS-30	10			Brass 051BS30	HHSVMCB1	25	311100 J05	015	

Astrium GmbH	# Pin Allocation List	Doc.No.: HP-2-ASED-IC-0014
Project: HERSCHEL	**(Harness)**	Issue: 1.0 Date: 21.04.2004
		Sheet: PAL-3 (of 4)

Connector: 211121 P20 **Function:** UFThr 173.2° (HIFI XH-04) **Conn.-Type:** MS27484T22F-35S (Pl+Shl)

Item: CVVUCR **Location:** 33 / CVV I/F CB Top PFM (CVVUCR) **Backshell:** G9254 F22 M / M22-03

EMC-Category: 2I/Sig H fr CVVFT to SVMCB

		Interface-Code					Grouping:								
Pin	**Signal Designation**	**Circuit**	**Signal**	**Pos.**	**Ch. ID**	**Wiring**	**Shd**	**Cable**	**Twist**	**Comment**	**Target-Item**	**Location**	**Connector**	**Pin**	**New**
024	HIFI SIF D3 -V . SIF6		H2D.-	-	H063	051BS-30	10				HHSVMCB1	25	311100 J05	024	
014	HIFI SIF D3 -V . SIF7		H2D.-	-	H063	051BS-30	10				HHSVMCB1	25	311100 J05	014	
023	HIFI SIF D3 -V . TST		H2D.-	-	H063	051BS-30	10				HHSVMCB1	25	311100 J05	023	
022	HIFI SIF D3 -V . RTN2		H2D.-	-	H063	051BS-30	10				HHSVMCB1	25	311100 J05	022	
013	HIFI SIF D3 -V . SHD02		H2D.-	-	H063	051BS-30	10			Cable 10-2 Shield	HHSVMCB1	25	311100 J05	013	
-															
004	HIFI SIF G3 -V . GA		H2G.-	-	H064	041SS-38	11			Steel 041SS38	HHSVMCB1	25	311100 J05	004	
005	HIFI SIF G3 -V . ARTN		H2G.-	-	H064	041SS-38	11				HHSVMCB1	25	311100 J05	005	
007	HIFI SIF G3 -V . GB		H2G.-	-	H064	041SS-38	11				HHSVMCB1	25	311100 J05	007	
006	HIFI SIF G3 -V . BRTN		H2G.-	-	H064	041SS-38	11				HHSVMCB1	25	311100 J05	006	
003	HIFI SIF G3 -V . SHD03		H2G.-	-	H064	041SS-38	11			Cable Shield	HHSVMCB1	25	311100 J05	003	
-	NC														
-	NC														
-	NC														
-	NC														
-	NC														
-	NC														
-	NC														
-	NC														
-	NC														
-	NC														
-	NC														
-	NC														
-	NC														
-	NC														
-	NC														
-	NC														
-	NC														
-	NC														
-	NC														
-	NC														
-	NC														
-	NC														
-	NC														
-	NC														
-	NC														
-	NC														
-	NC														
-	NC														
-	NC														

Astrium GmbH	**Pin Allocation List** (Harness)	Doc.No.: HP-2-ASED-IC-0014
Project: HERSCHEL		Issue: 1.0 Date: 21.04.2004
		Sheet: PAL-4 (of 4)

Connector: 211121 P20 **Function:** UFThr 173.2° (HIFI XH-04) **Conn.-Type:** MS27484T22F-35S (Pl+Shl)

Item: CVVUCR **Location:** 33 / CVV I/F CB Top PFM (CVVUCR) **Backshell:** G9254 F22 M / M22-03

EMC-Category: 2I/Sig H fr CVVFT to SVMCB

Pin	Signal Designation	Interface-Code Circuit	Signal	Pos.	Ch. ID	Wiring	Grouping: Shd	Cable	Twist	Comment	Target-Item	Location	Connector	Pin	New
CH	NC									Overall Shield connected to Backshell					

Astrium GmbH	**Pin Allocation List**	Doc.No.: HP-2-ASED-IC-0014
Project: HERSCHEL	**(Harness)**	Issue: 1.0 Date: 21.04.2004
		Sheet: PAL-1 (of 4)

Connector: 211121 P17 **Function:** UFThr 144.5° (HIFI XH-05) **Conn.-Type:** 197-012P24-35S (Plug)

Item: CVVUCR **Location:** 33 / CVV I/F CB Top PFM (CVVUCR) **Backshell:** G9254 F24 M / M24-03

EMC-Category: 2I/Sig H fr CVVFT to SVMCB

		Interface-Code					Grouping:							
Pin	**Signal Designation**	**Circuit**	**Signal**	**Pos.**	**Ch. ID**	**Wiring**	**Shd**	**Cable**	**Twist**	**Comment**	**Target-Item**	**Location**	**Connector**	**Pin**	**New**
111	HIFI 2. IF Amp-TS-P . I		H2S.-	-	H065	041SS-38	1			Steel 041SS-38	HHSVMCB1	25	311100 J02	111	
100	HIFI 2. IF Amp-TS-P . IRTN		H2S.-	-	H065	041SS-38	1				HHSVMCB1	25	311100 J02	100	
112	HIFI 2. IF Amp-TS-P . V		H2S.-	-	H065	041SS-38	1				HHSVMCB1	25	311100 J02	112	
101	HIFI 2. IF Amp-TS-P . VRTN		H2S.-	-	H065	041SS-38	1				HHSVMCB1	25	311100 J02	101	
110	HIFI 2. IF Amp-TS-P . SHD		H2S.-	-	H065	041SS-38	1			Cable Shield	HHSVMCB1	25	311100 J02	110	
-															
113	HIFI 2. IF Amp-TS-R . I		H2S.-	-	H066	041SS-38	2			Steel 041SS38	HHSVMCB1	25	311100 J02	113	
103	HIFI 2. IF Amp-TS-R . IRTN		H2S.-	-	H066	041SS-38	2				HHSVMCB1	25	311100 J02	103	
114	HIFI 2. IF Amp-TS-R . V		H2S.-	-	H066	041SS-38	2				HHSVMCB1	25	311100 J02	114	
104	HIFI 2. IF Amp-TS-R . VRTN		H2S.-	-	H066	041SS-38	2				HHSVMCB1	25	311100 J02	104	
102	HIFI 2. IF Amp-TS-R . SHD		H2S.-	-	H066	041SS-38	2			Cable Shield	HHSVMCB1	25	311100 J02	102	
-															
127	HIFI CP-AC-P . A		HCA.-	-	H067	041BS-38	3			Brass 041BS38	HHSVMCB1	25	311100 J02	127	
119	HIFI CP-AC-P . ARTN		HCA.-	-	H067	041BS-38	3				HHSVMCB1	25	311100 J02	119	
128	HIFI CP-AC-P . B		HCA.-	-	H067	041BS-38	3				HHSVMCB1	25	311100 J02	128	
120	HIFI CP-AC-P . BRTN		HCA.-	-	H067	041BS-38	3				HHSVMCB1	25	311100 J02	120	
121	HIFI CP-AC-P . SHD		HCA.-	-	H067	041BS-38	3			Cable Shield	HHSVMCB1	25	311100 J02	121	
-															
123	HIFI CP-LT-PY-P . SIG		HCP.-	-	H068	021BS-38	4			Brass 021BS38	HHSVMCB1	25	311100 J02	123	
116	HIFI CP-LT-PY-P . RTN		HCP.-	-	H068	021BS-38	4				HHSVMCB1	25	311100 J02	116	
124	HIFI CP-LT-PY-P . SHD		HCP.-	-	H068	021BS-38	4			Cable Shield	HHSVMCB1	25	311100 J02	124	
-															
117	HIFI CP-LT-SY-P . A		HCS.-	-	H069	031SS-38	5			Steel 031SS38	HHSVMCB1	25	311100 J02	117	
118	HIFI CP-LT-SY-P . RTN		HCS.-	-	H069	031SS-38	5				HHSVMCB1	25	311100 J02	118	
125	HIFI CP-LT-SY-P . B		HCS.-	-	H069	031SS-38	5				HHSVMCB1	25	311100 J02	125	
126	HIFI CP-LT-SY-P . SHD		HCS.-	-	H069	031SS-38	5			Cable Shield	HHSVMCB1	25	311100 J02	126	
-															
108	HIFI CP-AC-R . A		HCA.-	-	H070	041BS-38	6			Brass 041BS38	HHSVMCB1	25	311100 J02	108	
098	HIFI CP-AC-R . ARTN		HCA.-	-	H070	041BS-38	6				HHSVMCB1	25	311100 J02	098	
109	HIFI CP-AC-R . B		HCA.-	-	H070	041BS-38	6				HHSVMCB1	25	311100 J02	109	
099	HIFI CP-AC-R . BRTN		HCA.-	-	H070	041BS-38	6				HHSVMCB1	25	311100 J02	099	
097	HIFI CP-AC-R . SHD		HCA.-	-	H070	041BS-38	6			Cable Shield	HHSVMCB1	25	311100 J02	097	
-															
122	HIFI CP-LT-PY-R . SIG		HCP.-	-	H071	021BS-38	7			Brass 021BS38	HHSVMCB1	25	311100 J02	122	
115	HIFI CP-LT-PY-R . RTN		HCP.-	-	H071	021BS-38	7				HHSVMCB1	25	311100 J02	115	
105	HIFI CP-LT-PY-R . SHD		HCP.-	-	H071	021BS-38	7			Cable Shield	HHSVMCB1	25	311100 J02	105	
-															
106	HIFI CP-LT-SY-R . A		HCS.-	-	H072	031SS-38	8			Steel 031SS38	HHSVMCB1	25	311100 J02	106	
096	HIFI CP-LT-SY-R . RTN		HCS.-	-	H072	031SS-38	8				HHSVMCB1	25	311100 J02	096	

Astrium GmbH	**Pin Allocation List**	Doc.No.: HP-2-ASED-IC-0014
Project: HERSCHEL	**(Harness)**	Issue: 1.0 Date: 21.04.2004
		Sheet: PAL-2 (of 4)

Connector: 211121 P17 **Function:** UFThr 144.5° (HIFI XH-05) **Conn.-Type:** 197-012P24-35S (Plug)

Item: CVVUCR **Location:** 33 / CVV I/F CB Top PFM (CVVUCR) **Backshell:** G9254 F24 M / M24-03

EMC-Category: 2I/Sig H fr CVVFT to SVMCB

		Interface-Code					Grouping:							
Pin	**Signal Designation**	**Circuit**	**Signal**	**Pos.**	**Ch. ID**	**Wiring**	**Shd**	**Cable**	**Twist**	**Comment**	**Target-Item**	**Location**	**Connector**	**Pin**	**New**
107	HIFI CP-LT-SY-R . B		HCS.-	-	H072	031SS-38	8				HHSVMCB1	25	311100 J02	107	
095	HIFI CP-LT-SY-R . SHD		HCS.-	-	H072	031SS-38	8			Cable Shield	HHSVMCB1	25	311100 J02	095	
-															
091	HIFI Therm. S02K P . I		HT2.-	-	H073	041SS-38	9			Steel 041SS38	HHSVMCB1	25	311100 J02	091	
080	HIFI Therm. S02K P . IRTN		HT2.-	-	H073	041SS-38	9				HHSVMCB1	25	311100 J02	080	
092	HIFI Therm. S02K P . V		HT2.-	-	H073	041SS-38	9				HHSVMCB1	25	311100 J02	092	
081	HIFI Therm. S02K P . VRTN		HT2.-	-	H073	041SS-38	9				HHSVMCB1	25	311100 J02	081	
093	HIFI Therm. S02K P . SHD		HT2.-	-	H073	041SS-38	9			Cable Shield	HHSVMCB1	25	311100 J02	093	
-															
089	HIFI Therm. S04K P . I		HT4.-	-	H074	041SS-38	10			Steel 041SS38	HHSVMCB1	25	311100 J02	089	
078	HIFI Therm. S04K P . IRTN		HT4.-	-	H074	041SS-38	10				HHSVMCB1	25	311100 J02	078	
090	HIFI Therm. S04K P . V		HT4.-	-	H074	041SS-38	10				HHSVMCB1	25	311100 J02	090	
079	HIFI Therm. S04K P . VRTN		HT4.-	-	H074	041SS-38	10				HHSVMCB1	25	311100 J02	079	
077	HIFI Therm. S04K P . SHD		HT4.-	-	H074	041SS-38	10			Cable Shield	HHSVMCB1	25	311100 J02	077	
-															
087	HIFI Therm. S10K R . I		HT1.-	-	H075	041SS-38	11			Steel 041SS38	HHSVMCB1	25	311100 J02	087	
075	HIFI Therm. S10K R . IRTN		HT1.-	-	H075	041SS-38	11				HHSVMCB1	25	311100 J02	075	
088	HIFI Therm. S10K R . V		HT1.-	-	H075	041SS-38	11				HHSVMCB1	25	311100 J02	088	
076	HIFI Therm. S10K R . VRTN		HT1.-	-	H075	041SS-38	11				HHSVMCB1	25	311100 J02	076	
086	HIFI Therm. S10K R . SHD		HT1.-	-	H075	041SS-38	11			Cable Shield	HHSVMCB1	25	311100 J02	086	
-															
084	HIFI Therm. S02K R . I		HT2.-	-	H076	041SS-38	12			Steel 041SS38	HHSVMCB1	25	311100 J02	084	
073	HIFI Therm. S02K R . IRTN		HT2.-	-	H076	041SS-38	12				HHSVMCB1	25	311100 J02	073	
085	HIFI Therm. S02K R . V		HT2.-	-	H076	041SS-38	12				HHSVMCB1	25	311100 J02	085	
074	HIFI Therm. S02K R . VRTN		HT2.-	-	H076	041SS-38	12				HHSVMCB1	25	311100 J02	074	
072	HIFI Therm. S02K R . SHD		HT2.-	-	H076	041SS-38	12			Cable Shield	HHSVMCB1	25	311100 J02	072	
-															
082	HIFI Therm. S04K R . I		HT4.-	-	H077	041SS-38	13			Steel 041SS38	HHSVMCB1	25	311100 J02	082	
059	HIFI Therm. S04K R . IRTN		HT4.-	-	H077	041SS-38	13				HHSVMCB1	25	311100 J02	059	
083	HIFI Therm. S04K R . V		HT4.-	-	H077	041SS-38	13				HHSVMCB1	25	311100 J02	083	
071	HIFI Therm. S04K R . VRTN		HT4.-	-	H077	041SS-38	13				HHSVMCB1	25	311100 J02	071	
094	HIFI Therm. S04K R . SHD		HT4.-	-	H077	041SS-38	13			Cable Shield	HHSVMCB1	25	311100 J02	094	
-															
069	HIFI CS-CR-TS-P . I		HBC.-	-	H078	041SS-38	14			Steel 041SS38	HHSVMCB1	25	311100 J02	069	
057	HIFI CS-CR-TS-P . IRTN		HBC.-	-	H078	041SS-38	14				HHSVMCB1	25	311100 J02	057	
070	HIFI CS-CR-TS-P . V		HBC.-	-	H078	041SS-38	14				HHSVMCB1	25	311100 J02	070	
058	HIFI CS-CR-TS-P . VRTN		HBC.-	-	H078	041SS-38	14				HHSVMCB1	25	311100 J02	058	
068	HIFI CS-CR-TS-P . SHD		HBC.-	-	H078	041SS-38	14			Cable Shield	HHSVMCB1	25	311100 J02	068	
-															

Astrium GmbH	**Pin Allocation List**	Doc.No.: HP-2-ASED-IC-0014
Project: HERSCHEL	**(Harness)**	Issue: 1.0 Date: 21.04.2004
		Sheet: PAL-3 (of 4)

Connector: 211121 P17 **Function:** UFThr 144.5° (HIFI XH-05) **Conn.-Type:** 197-012P24-35S (Plug)

Item: CVVUCR **Location:** 33 / CVV I/F CB Top PFM (CVVUCR) **Backshell:** G9254 F24 M / M24-03

EMC-Category: 2I/Sig H fr CVVFT to SVMCB

		Interface-Code					Grouping:							
Pin	**Signal Designation**	**Circuit**	**Signal**	**Pos.**	**Ch. ID**	**Wiring**	**Shd**	**Cable**	**Twist**	**Comment**	**Target-Item**	**Location**	**Connector**	**Pin**	**New**
066	HIFI CS-HR-TS-P . I		HBH.-	-	H079	041SS-38	15			Steel 041SS38	HHSVMCB1	25	311100 J02	066	
055	HIFI CS-HR-TS-P . IRTN		HBH.-	-	H079	041SS-38	15				HHSVMCB1	25	311100 J02	055	
067	HIFI CS-HR-TS-P . V		HBH.-	-	H079	041SS-38	15				HHSVMCB1	25	311100 J02	067	
056	HIFI CS-HR-TS-P . VRTN		HBH.-	-	H079	041SS-38	15				HHSVMCB1	25	311100 J02	056	
054	HIFI CS-HR-TS-P . SHD		HBH.-	-	H079	041SS-38	15			Cable Shield	HHSVMCB1	25	311100 J02	054	
-															
065	HIFI CS-HT-P . SIG		HBT.-	-	H080	021BS-38	16			Brass 021BS38	HHSVMCB1	25	311100 J02	065	
053	HIFI CS-HT-P . RTN		HBT.-	-	H080	021BS-38	16				HHSVMCB1	25	311100 J02	053	
064	HIFI CS-HT-P . SHD		HBT.-	-	H080	021BS-38	16			Cable Shield	HHSVMCB1	25	311100 J02	064	
-															
061	HIFI CS-HR-TS-R . I		HBH.-	-	H081	041SS-38	17			Steel 041SS38	HHSVMCB1	25	311100 J02	061	
049	HIFI CS-HR-TS-R . IRTN		HBH.-	-	H081	041SS-38	17				HHSVMCB1	25	311100 J02	049	
062	HIFI CS-HR-TS-R . V		HBH.-	-	H081	041SS-38	17				HHSVMCB1	25	311100 J02	062	
050	HIFI CS-HR-TS-R . VRTN		HBH.-	-	H081	041SS-38	17				HHSVMCB1	25	311100 J02	050	
060	HIFI CS-HR-TS-R . SHD		HBH.-	-	H081	041SS-38	17			Cable Shield	HHSVMCB1	25	311100 J02	060	
-															
063	HIFI CS-HT-R . SIG		HBT.-	-	H082	021BS-38	18			Brass 021BS38	HHSVMCB1	25	311100 J02	063	
052	HIFI CS-HT-R . RTN		HBT.-	-	H082	021BS-38	18				HHSVMCB1	25	311100 J02	052	
051	HIFI CS-HT-R . SHD		HBT.-	-	H082	021BS-38	18			Cable Shield	HHSVMCB1	25	311100 J02	051	
-															
047	HIFI DP3-AC-H . SIG		HDP.-	-	H083	021BS-38	19			Brass 021BS38	HHSVMCB1	25	311100 J02	047	
035	HIFI DP3-AC-H . RTN		HDP.-	-	H083	021BS-38	19				HHSVMCB1	25	311100 J02	035	
046	HIFI DP3-AC-H . SHD		HDP.-	-	H083	021BS-38	19			Cable Shield	HHSVMCB1	25	311100 J02	046	
-															
045	HIFI DP4-AC-H . SIG		HDP.-	-	H084	021BS-38	20			Brass 021BS38	HHSVMCB1	25	311100 J02	045	
034	HIFI DP4-AC-H . RTN		HDP.-	-	H084	021BS-38	20				HHSVMCB1	25	311100 J02	034	
033	HIFI DP4-AC-H . SHD		HDP.-	-	H084	021BS-38	20			Cable Shield	HHSVMCB1	25	311100 J02	033	
-															
044	HIFI DP5-AC-H . SIG		HDP.-	-	H085	021BS-38	21			Brass 021BS38	HHSVMCB1	25	311100 J02	044	
032	HIFI DP5-AC-H . RTN		HDP.-	-	H085	021BS-38	21				HHSVMCB1	25	311100 J02	032	
043	HIFI DP5-AC-H . SHD		HDP.-	-	H085	021BS-38	21			Cable Shield	HHSVMCB1	25	311100 J02	043	
-															
042	HIFI DP6-AC-H . SIG		HDP.1	-	H086	031BS-38	22			Brass 021BS38	HHSVMCB1	25	311100 J02	042	
031	HIFI DP6-AC-H . RTN		HDP.1	-	H086	031BS-38	22				HHSVMCB1	25	311100 J02	031	
030	HIFI DP6-AC-H . SHD		HDP.1	-	H086	031BS-38	22			Cable Shield	HHSVMCB1	25	311100 J02	030	
-															
041	HIFI DP7-AC-H . SIG		HDP.-	-	H087	021BS-38	23			Brass 021BS38	HHSVMCB1	25	311100 J02	041	
029	HIFI DP7-AC-H . RTN		HDP.-	-	H087	021BS-38	23				HHSVMCB1	25	311100 J02	029	
040	HIFI DP7-AC-H . SHD		HDP.-	-	H087	021BS-38	23			Cable Shield	HHSVMCB1	25	311100 J02	040	

Astrium GmbH	**Pin Allocation List**	Doc.No.: HP-2-ASED-IC-0014
Project: HERSCHEL	**(Harness)**	Issue: 1.0 Date: 21.04.2004
		Sheet: PAL-4 (of 4)

Connector: 211121 P17 **Function:** UFThr 144.5° (HIFI XH-05) **Conn.-Type:** 197-012P24-35S (Plug)

Item: CVVUCR **Location:** 33 / CVV I/F CB Top PFM (CVVUCR) **Backshell:** G9254 F24 M / M24-03

EMC-Category: 2I/Sig H fr CVVFT to SVMCB

Pin	Signal Designation	Interface-Code Circuit	Signal	Pos.	Ch. ID	Wiring	Grouping: Shd	Cable	Twist	Comment	Target-Item	Location	Connector	Pin	New
-															
024	HIFI DP3-AC-V . SIG		HDP.-	-	H088	021BS-38	24				HHSVMCB1	25	311100 J02	024	
014	HIFI DP3-AC-V . RTN		HDP.-	-	H088	021BS-38	24				HHSVMCB1	25	311100 J02	014	
023	HIFI DP3-AC-V . SHD		HDP.-	-	H088	021BS-38	24			Cable Shield	HHSVMCB1	25	311100 J02	023	
-															
022	HIFI DP4-AC-V . SIG		HDP.-	-	H089	021BS-38	25			Brass 021BS38	HHSVMCB1	25	311100 J02	022	
013	HIFI DP4-AC-V . RTN		HDP.-	-	H089	021BS-38	25				HHSVMCB1	25	311100 J02	013	
021	HIFI DP4-AC-V . SHD		HDP.-	-	H089	021BS-38	25			Cable Shield	HHSVMCB1	25	311100 J02	021	
-															
020	HIFI DP5-AC-V . SIG		HDP.-	-	H090	021BS-38	26			Brass 021BS38	HHSVMCB1	25	311100 J02	020	
012	HIFI DP5-AC-V . RTN		HDP.-	-	H090	021BS-38	26				HHSVMCB1	25	311100 J02	012	
011	HIFI DP5-AC-V . SHD		HDP.-	-	H090	021BS-38	26			Cable Shield	HHSVMCB1	25	311100 J02	011	
-															
015	HIFI DP6-AC-V . SIG		HDP.1	-	H091	031BS-38	27			Brass 021BS38	HHSVMCB1	25	311100 J02	015	
010	HIFI DP6-AC-V . RTN		HDP.1	-	H091	031BS-38	27				HHSVMCB1	25	311100 J02	010	
018	HIFI DP6-AC-V . SHD		HDP.1	-	H091	031BS-38	27			Cable Shield	HHSVMCB1	25	311100 J02	018	
-															
017	HIFI DP7-AC-V . SIG		HDP.-	-	H092	021BS-38	28			Brass 021BS38	HHSVMCB1	25	311100 J02	017	
009	HIFI DP7-AC-V . RTN		HDP.-	-	H092	021BS-38	28				HHSVMCB1	25	311100 J02	009	
028	HIFI DP7-AC-V . SHD		HDP.-	-	H092	021BS-38	28			Cable Shield	HHSVMCB1	25	311100 J02	028	
-	NC														
-	NC														
-	NC														
-	NC														
-	NC														
-	NC														
-	NC														
-	NC														
-	NC														
-	NC														
-	NC														
-	NC														
-	NC														
-	NC														
-	NC														
-	NC														
-	NC														
-	NC														
CH	Connector Housing									Overall Shield connected to Backshell					

Astrium GmbH	**Pin Allocation List**	Doc.No.: HP-2-ASED-IC-0014
Project: HERSCHEL	**(Harness)**	Issue: 1.0 Date: 21.04.2004
		Sheet: PAL-1 (of 2)

Connector: 111200 P01 **Function:** HIFI LOU LCU LO chain 1A **Conn.-Type:** SCC340100201BDDMA50PNMBFO

Item: HHLOU **Location:** 44 / LOU **Backshell:** CA-34-50

EMC-Category: 3I/LL Sig H fr CVVFT to SVMCB **Note: Signals of different EMC classes are routed via this Connector**

Pin	Signal Designation	Interface-Code Circuit	Signal	Pos.	Ch. ID	Wiring	Grouping: Shd	Cable	Twist	Comment	Target-Item	Location	Connector	Pin	New
CH	Overall Shield									Overall Shd con to CH					
-															
001	HIFI LOA 1A D . 1A		HLD.-	-	H101	TS6CM-22			1	0.05 Ohm, 1200 mA	HHSVMCB3	26	311300 J05	078	3. 3. 3.
001	HIFI LOA 1A D . 1B		HLD.-	-	H101	TS6CM-22			1	0.05 Ohm, 1200 mA	HHSVMCB3	26	311300 J05	089	3. 3. 3.
018	HIFI LOA 1A D . 1*		HLD.-	-	H101	TS6CM-22			1		HHSVMCB3	26	311300 J05	090	3. 3.
034	HIFI LOA 1A D . 1RTNA		HLD.-	-	H101	TS6CM-22			1	0.05 Ohm, 1200 mA	HHSVMCB3	26	311300 J05	100	3. 3. 3.
034	HIFI LOA 1A D . 1RTNB		HLD.-	-	H101	TS6CM-22			1	0.05 Ohm, 1200 mA	HHSVMCB3	26	311300 J05	101	3. 3. 3.
035	HIFI LOA 1A D . 1RTN*		HLD.-	-	H101	TS6CM-22			1		HHSVMCB3	26	311300 J05	079	3. 3.
-															
002	HIFI LOA 1A D . 2A		HLD.-	-	H101	TS6CM-22			2	0.05 Ohm, 1200 mA	HHSVMCB3	26	311300 J05	055	3. 3. 3.
002	HIFI LOA 1A D . 2B		HLD.-	-	H101	TS6CM-22			2	0.05 Ohm, 1200 mA	HHSVMCB3	26	311300 J05	056	3. 3. 3.
003	HIFI LOA 1A D . 2*		HLD.-	-	H101	TS6CM-22			2		HHSVMCB3	26	311300 J05	067	3. 3.
019	HIFI LOA 1A D . 2RTNA		HLD.-	-	H101	TS6CM-22			2	0.05 Ohm, 1200 mA	HHSVMCB3	26	311300 J05	044	3. 3. 3.
019	HIFI LOA 1A D . 2RTNB		HLD.-	-	H101	TS6CM-22			2	0.05 Ohm, 1200 mA	HHSVMCB3	26	311300 J05	045	3. 3. 3.
036	HIFI LOA 1A D . 2RTN*		HLD.-	-	H101	TS6CM-22			2		HHSVMCB3	26	311300 J05	066	3. 3.
041	HIFI LOA 1A D . SH101		HLD.-	-	H101	TS6CM-22				Cable H101 Shd	HHSVMCB3	26	311300 J05	068	3.
-															
-															
004	HIFI LOA 1A G . 1		HLG.-	-	H102	TS4CM-28			3	1 Ohm, 100 mA	HHSVMCB3	26	311300 J05	097	3.
020	HIFI LOA 1A G . 1RTN		HLG.-	-	H102	TS4CM-28			3	1 Ohm, 100 mA	HHSVMCB3	26	311300 J05	098	
021	HIFI LOA 1A G . 2		HLG.-	-	H102	TS4CM-28			4	1 Ohm, 100 mA	HHSVMCB3	26	311300 J05	086	3.
037	HIFI LOA 1A G . 2RTN		HLG.-	-	H102	TS4CM-28			4	1 Ohm, 100 mA	HHSVMCB3	26	311300 J05	085	
042	HIFI LOA 1A G . SH102		HLG.-	-	H102	TS4CM-28				Cable H102 Shield	HHSVMCB3	26	311300 J05	074	
-															
023	HIFI LOA 1A . D1S		HLX.-	-	H103	081SS-38			5	400 Ohm, 0.001 mA	HHSVMCB3	26	311300 J05	118	3.
039	HIFI LOA 1A . D1SRT		HLX.-	-	H103	081SS-38			5	400 Ohm, 0.001 mA	HHSVMCB3	26	311300 J05	126	
007	HIFI LOA 1A . D2S		HLX.-	-	H103	081SS-38			6	400 Ohm, 0.001 mA	HHSVMCB3	26	311300 J05	119	3.
040	HIFI LOA 1A . D2SRT		HLX.-	-	H103	081SS-38			6	400 Ohm, 0.001 mA	HHSVMCB3	26	311300 J05	110	
005	HIFI LOA 1A . G1S		HLX.-	-	H103	081SS-38			7	400 Ohm, 0.001 mA	HHSVMCB3	26	311300 J05	127	3.
038	HIFI LOA 1A . G1SRT		HLX.-	-	H103	081SS-38			7	400 Ohm, 0.001 mA	HHSVMCB3	26	311300 J05	128	
006	HIFI LOA 1A . G2S		HLX.-	-	H103	081SS-38			8	400 Ohm, 0.001 mA	HHSVMCB3	26	311300 J05	111	3.
022	HIFI LOA 1A . G2SRT		HLX.-	-	H103	081SS-38			8	400 Ohm, 0.001 mA	HHSVMCB3	26	311300 J05	120	
043	HIFI LOA 1A . SH103		HLX.-	-	H103	081SS-38				Cable H103 Shd	HHSVMCB3	26	311300 J05	109	
-															
008	HIFI LOA 1A T . VP		HLT.-	-	H104	041SS-38			9	400 Ohm, 0.001 mA	HHSVMCB3	26	311300 J05	092	3.
009	HIFI LOA 1A T . VN		HLT.-	-	H104	041SS-38			9	400 Ohm, 0.001 mA	HHSVMCB3	26	311300 J05	104	3.
024	HIFI LOA 1A T . IP		HLT.-	-	H104	041SS-38			9	400 Ohm, 0.001 mA	HHSVMCB3	26	311300 J05	093	3.
025	HIFI LOA 1A T . IN		HLT.-	-	H104	041SS-38			9	400 Ohm, 0.001 mA	HHSVMCB3	26	311300 J05	081	3.

Astrium GmbH	**Pin Allocation List** (Harness)	Doc.No.: HP-2-ASED-IC-0014
Project: HERSCHEL		Issue: 1.0 Date: 21.04.2004
		Sheet: PAL-2 (of 2)

Connector: 111200 P01 **Function:** HIFI LOU LCU LO chain 1A **Conn.-Type:** SCC340100201BDDMA50PNMBFO

Item: HHLOU **Location:** 44 / LOU **Backshell:** CA-34-50

EMC-Category: 3I/LL Sig H fr CVVFT to SVMCB **Note: Signals of different EMC classes are routed via this Connector**

Pin	Signal Designation	Interface-Code Circuit	Signal	Pos.	Ch. ID	Wiring	Grouping: Shd	Cable	Twist	Comment	Target-Item	Location	Connector	Pin	New
027	HIFI LOA 1A T . SH104		HLT.-	-	H104	041SS-38				Cable H104 Shd	HHSVMCB3	26	311300 J05	070	
-															
010	HIFI LOA 1A P . L		HLP.-	-	H105	TS2CM-28			A	1 Ohm, 250 mA	HHSVMCB3	26	311300 J05	039	3.
026	HIFI LOA 1A P . LRTN		HLP.-	-	H105	TS2CM-28			A	1 Ohm, 250 mA	HHSVMCB3	26	311300 J05	040	
044	HIFI LOA 1A P . SH105		HLP.-	-	H105	TS2CM-28				Cable H105 Shd	HHSVMCB3	26	311300 J05	028	
-															
016	HIFI LOA 1A M . 1		HL5.-	-	H107	041BS-38			B	50 Ohm, 10 mA	HHSVMCB3	26	311300 J05	112	3.
049	HIFI LOA 1A M . 1RTN		HL5.-	-	H107	041BS-38			B	50 Ohm, 10 mA	HHSVMCB3	26	311300 J05	121	
017	HIFI LOA 1A M . 2		HL5.-	-	H107	041BS-38			C	50 Ohm, 10 mA	HHSVMCB3	26	311300 J05	113	3.
050	HIFI LOA 1A M . 2RTN		HL5.-	-	H107	041BS-38			C	50 Ohm, 10 mA	HHSVMCB3	26	311300 J05	102	
031	HIFI LOA 1A M . SH107		HL5.-	-	H107	041BS-38				Cable H107 Shd	HHSVMCB3	26	311300 J05	091	
-															
014	HIFI LOA 1A MS . 1		HL1.-	-	H106	041SS-38			D	400 Ohm, 0.01 mA	HHSVMCB3	26	311300 J05	117	3.
047	HIFI LOA 1A MS . 1RTN	HL1	HL1.-	-	H106	041SS-38			D	400 Ohm, 0.01 mA	HHSVMCB3	26	311300 J05	124	
013	HIFI LOA 1A MS . 2	HL1	HL1.-	-	H106	041SS-38			E	400 Ohm, 0.01 mA	HHSVMCB3	26	311300 J05	123	3.
046	HIFI LOA 1A MS . 2RTN	HL1	HL1.-	-	H106	041SS-38			E	400 Ohm, 0.01 mA	HHSVMCB3	26	311300 J05	116	
028	HIFI LOA 1A MS . SH106		HL1.-	-	H106	041SS-38				Cable H106 Shd	HHSVMCB3	26	311300 J05	125	
-															
011	NC														
045	NC														
012	NC														
029	NC														
030	NC														
015	NC														
048	NC														
032	NC														
033	NC														

Astrium GmbH	**Pin Allocation List**	Doc.No.: HP-2-ASED-IC-0014
Project: HERSCHEL	**(Harness)**	Issue: 1.0 Date: 21.04.2004
		Sheet: PAL-1 (of 2)

Connector: 111200 P03 **Function:** HIFI LOU LCU LO chain 2A **Conn.-Type:** SCC340100201BDDMA50PNMBFO

Item: HHLOU **Location:** 44 / LOU **Backshell:** CA-34-50

EMC-Category: 3I/LL Sig H fr CVVFT to SVMCB **Note: Signals of different EMC classes are routed via this Connector**

Pin	Signal Designation	Interface-Code Circuit	Signal	Pos.	Ch. ID	Wiring	Grouping: Shd	Cable	Twist	Comment	Target-Item	Location	Connector	Pin	New
CH	Overall Shield									Overall Shd con to CH					
-															
001	HIFI LOA 2A D . 1A		HLD.-	-	H201	TS6CM-22			1	0.05 Ohm, 1500 mA	HHSVMCB3	26	311300 J05	064	3. 3. 3.
001	HIFI LOA 2A D . 1B		HLD.-	-	H201	TS6CM-22			1	0.05 Ohm, 1500 mA	HHSVMCB3	26	311300 J05	087	3. 3. 3.
018	HIFI LOA 2A D . 1*		HLD.-	-	H201	TS6CM-22			1		HHSVMCB3	26	311300 J05	088	3. 3.
034	HIFI LOA 2A D . 1RTNA		HLD.-	-	H201	TS6CM-22			1	0.05 Ohm, 1500 mA	HHSVMCB3	26	311300 J05	075	3. 3. 3.
034	HIFI LOA 2A D . 1RTNB		HLD.-	-	H201	TS6CM-22			1	0.05 Ohm, 1500 mA	HHSVMCB3	26	311300 J05	076	3. 3. 3.
035	HIFI LOA 2A D . 1RTN*		HLD.-	-	H201	TS6CM-22			1		HHSVMCB3	26	311300 J05	099	3. 3.
-															
002	HIFI LOA 2A D . 2A		HLD.-	-	H201	TS6CM-22			2	0.05 Ohm, 1500 mA	HHSVMCB3	26	311300 J05	031	3. 3. 3.
002	HIFI LOA 2A D . 2B		HLD.-	-	H201	TS6CM-22			2	0.05 Ohm, 1500 mA	HHSVMCB3	26	311300 J05	053	3. 3. 3.
003	HIFI LOA 2A D . 2*		HLD.-	-	H201	TS6CM-22			2		HHSVMCB3	26	311300 J05	054	3. 3.
019	HIFI LOA 2A D . 2RTNA		HLD.-	-	H201	TS6CM-22			2	0.05 Ohm, 1500 mA	HHSVMCB3	26	311300 J05	042	3. 3. 3.
019	HIFI LOA 2A D . 2RTNB		HLD.-	-	H201	TS6CM-22			2	0.05 Ohm, 1500 mA	HHSVMCB3	26	311300 J05	043	3. 3. 3.
036	HIFI LOA 2A D . 2RTN*		HLD.-	-	H201	TS6CM-22			2		HHSVMCB3	26	311300 J05	065	3. 3.
041	HIFI LOA 2A D . SH201		HLD.-	-	H201	TS6CM-22				Cable H201 Shd	HHSVMCB3	26	311300 J05	077	3.
-															
-															
004	HIFI LOA 2A G . 1		HLG.-	-	H202	TS4CM-28			3	1 Ohm, 100 mA	HHSVMCB3	26	311300 J05	063	3.
020	HIFI LOA 2A G . 1RTN		HLG.-	-	H202	TS4CM-28			3		HHSVMCB3	26	311300 J05	062	
021	HIFI LOA 2A G . 2		HLG.-	-	H202	TS4CM-28			4	1 Ohm, 100 mA	HHSVMCB3	26	311300 J05	051	3.
037	HIFI LOA 2A G . 2RTN		HLG.-	-	H202	TS4CM-28			4		HHSVMCB3	26	311300 J05	052	
042	HIFI LOA 2A G . SH202		HLG.-	-	H202	TS4CM-28				Cable H202 Shd	HHSVMCB3	26	311300 J05	073	
-															
023	HIFI LOA 2A . D1S		HLX.-	-	H203	081SS-38			5	400Ohm, 0.001 mA	HHSVMCB3	26	311300 J05	037	3.
039	HIFI LOA 2A . D1SRT		HLX.-	-	H203	081SS-38			5		HHSVMCB3	26	311300 J05	049	
007	HIFI LOA 2A . D2S		HLX.-	-	H203	081SS-38			6	400Ohm, 0.001 mA	HHSVMCB3	26	311300 J05	038	3.
040	HIFI LOA 2A . D2SRT		HLX.-	-	H203	081SS-38			6		HHSVMCB3	26	311300 J05	026	
005	HIFI LOA 2A . G1S		HLX.-	-	H203	081SS-38			7	400Ohm, 0.001 mA	HHSVMCB3	26	311300 J05	016	3.
038	HIFI LOA 2A . G1SRT		HLX.-	-	H203	081SS-38			7		HHSVMCB3	26	311300 J05	027	
006	HIFI LOA 2A . G2S		HLX.-	-	H203	081SS-38			8	400Ohm, 0.001 mA	HHSVMCB3	26	311300 J05	015	3.
022	HIFI LOA 2A . G2SRT		HLX.-	-	H203	081SS-38			8		HHSVMCB3	26	311300 J05	008	
043	HIFI LOA 2A . SH203		HLX.-	-	H203	081SS-38				Cable H203 Shd	HHSVMCB3	26	311300 J05	025	
-															
008	HIFI LOA 2A T . VP		HLT.-	-	H204	041SS-38			9	400 Ohm, 0,001 mA	HHSVMCB3	26	311300 J05	009	3.
009	HIFI LOA 2A T . VN		HLT.-	-	H204	041SS-38			9		HHSVMCB3	26	311300 J05	017	3.
024	HIFI LOA 2A T . IP		HLT.-	-	H204	041SS-38			9	400 Ohm, 1 mA	HHSVMCB3	26	311300 J05	001	3.
025	HIFI LOA 2A T . IN		HLT.-	-	H204	041SS-38			9		HHSVMCB3	26	311300 J05	002	3.

Astrium GmbH	**Pin Allocation List**	Doc.No.: HP-2-ASED-IC-0014
Project: HERSCHEL	**(Harness)**	Issue: 1.0 Date: 21.04.2004
		Sheet: PAL-2 (of 2)

Connector: 111200 P03 **Function:** HIFI LOU LCU LO chain 2A **Conn.-Type:** SCC340100201BDDMA50PNMBFO

Item: HHLOU **Location:** 44 / LOU **Backshell:** CA-34-50

EMC-Category: 3I/LL Sig H fr CVVFT to SVMCB **Note: Signals of different EMC classes are routed via this Connector**

Pin	Signal Designation	Interface-Code Circuit	Signal	Pos.	Ch. ID	Wiring	Grouping: Shd	Cable	Twist	Comment	Target-Item	Location	Connector	Pin	New
027	HIFI LOA 2A T . SH204		HLT.-	-	H204	041SS-38				Cable H204 Shd	HHSVMCB3	26	311300 J05	003	
-															
010	HIFI LOA 2A P . L		HLP.-	-	H205	TS2CM-28			A	1 Ohm, 250 mA	HHSVMCB3	26	311300 J05	029	3.
026	HIFI LOA 2A P . LRTN		HLP.-	-	H205	TS2CM-28			A		HHSVMCB3	26	311300 J05	030	3.
044	HIFI LOA 2A P . SH205		HLP.-	-	H205	TS2CM-28				Cable H205 Shd	HHSVMCB3	26	311300 J05	041	
-															
015	HIFI LOA 2A M . 1		HL6.-	-	H207	061BS-38			B	50 Ohm, 10 mA	HHSVMCB3	26	311300 J05	032	3.
048	HIFI LOA 2A M . 1RTN		HL6.-	-	H207	061BS-38			B		HHSVMCB3	26	311300 J05	033	3.
016	HIFI LOA 2A M . 2		HL6.-	-	H207	061BS-38			C	50 Ohm, 10 mA	HHSVMCB3	26	311300 J05	023	3.
049	HIFI LOA 2A M . 2RTN		HL6.-	-	H207	061BS-38			C		HHSVMCB3	26	311300 J05	022	3.
017	HIFI LOA 2A M . 3		HL6.-	-	H207	061BS-38			D	50 Ohm, 10 mA	HHSVMCB3	26	311300 J05	014	3.
050	HIFI LOA 2A M . 3RTN		HL6.-	-	H207	061BS-38			D		HHSVMCB3	26	311300 J05	007	3.
031	HIFI LOA 2A M . SH207		HL6.-	-	H207	061BS-38				Cable H207 Shd	HHSVMCB3	26	311300 J05	006	
-															
014	HIFI LOA 2A MS . 1		HL2.-	-	H206	061SS-38			E	400 Ohm, 0.01 mA	HHSVMCB3	26	311300 J05	058	3.
047	HIFI LOA 2A MS . 1RTN		HL2.-	-	H206	061SS-38			E		HHSVMCB3	26	311300 J05	057	3.
013	HIFI LOA 2A MS . 2		HL2.-	-	H206	061SS-38			F	400 Ohm, 0.01 mA	HHSVMCB3	26	311300 J05	046	3.
046	HIFI LOA 2A MS . 2RTN		HL2.-	-	H206	061SS-38			F		HHSVMCB3	26	311300 J05	047	3.
012	HIFI LOA 2A MS . 3		HL2.-	-	H206	061SS-38			G	400 Ohm, 0.01 mA	HHSVMCB3	26	311300 J05	034	3.
045	HIFI LOA 2A MS . 3RTN		HL2.-	-	H206	061SS-38			G		HHSVMCB3	26	311300 J05	035	3.
028	HIFI LOA 2A MS . SH206		HL2.-	-	H206	061SS-38				Cable H206 Shd	HHSVMCB3	26	311300 J05	069	
-															
011	NC														
029	NC														
030	NC														
032	NC														
033	NC														

Astrium GmbH	**Pin Allocation List**	Doc.No.: HP-2-ASED-IC-0014
Project: HERSCHEL	**(Harness)**	Issue: 1.0 Date: 21.04.2004
		Sheet: PAL-1 (of 2)

Connector: 111200 P05 **Function:** HIFI LOU LCU LO chain 3A **Conn.-Type:** SCC340100201BDDMA50PNMBFO

Item: HHLOU **Location:** 44 / LOU **Backshell:** CA-34-50

EMC-Category: 3I/LL Sig H fr CVVFT to SVMCB **Note: Signals of different EMC classes are routed via this Connector**

Pin	Signal Designation	Interface-Code Circuit	Signal	Pos.	Ch. ID	Wiring	Grouping: Shd	Cable	Twist	Comment	Target-Item	Location	Connector	Pin	New
CH	Overall Shield									Overall Shd con to CH					
-															
001	HIFI LOA 3A D . 1A		HLD.-	-	H301	TS6CM-22			1	0.05 Ohm, 1500 mA	HHSVMCB3	26	311300 J03	078	3. 3. 3.
001	HIFI LOA 3A D . 1B		HLD.-	-	H301	TS6CM-22			1	0.05 Ohm, 1500 mA	HHSVMCB3	26	311300 J03	089	3. 3. 3.
018	HIFI LOA 3A D . 1*		HLD.-	-	H301	TS6CM-22			1		HHSVMCB3	26	311300 J03	090	3. 3.
034	HIFI LOA 3A D . 1RTNA		HLD.-	-	H301	TS6CM-22			1	0.05 Ohm, 1500 mA	HHSVMCB3	26	311300 J03	100	3. 3. 3.
034	HIFI LOA 3A D . 1RTNB		HLD.-	-	H301	TS6CM-22			1	0.05 Ohm, 1500 mA	HHSVMCB3	26	311300 J03	101	3. 3. 3.
035	HIFI LOA 3A D . 1RTN*		HLD.-	-	H301	TS6CM-22			1		HHSVMCB3	26	311300 J03	079	3. 3.
-															
002	HIFI LOA 3A D . 2A		HLD.-	-	H301	TS6CM-22			2	0.05 Ohm, 1500 mA	HHSVMCB3	26	311300 J03	055	3. 3. 3.
002	HIFI LOA 3A D . 2B		HLD.-	-	H301	TS6CM-22			2	0.05 Ohm, 1500 mA	HHSVMCB3	26	311300 J03	056	3. 3. 3.
003	HIFI LOA 3A D . 2*		HLD.-	-	H301	TS6CM-22			2		HHSVMCB3	26	311300 J03	067	3. 3.
019	HIFI LOA 3A D . 2RTNA		HLD.-	-	H301	TS6CM-22			2	0.05 Ohm, 1500 mA	HHSVMCB3	26	311300 J03	044	3. 3. 3.
019	HIFI LOA 3A D . 2RTNB		HLD.-	-	H301	TS6CM-22			2	0.05 Ohm, 1500 mA	HHSVMCB3	26	311300 J03	045	3. 3. 3.
036	HIFI LOA 3A D . 2RTN*		HLD.-	-	H301	TS6CM-22			2		HHSVMCB3	26	311300 J03	066	3. 3.
041	HIFI LOA 3A D . SH301		HLD.-	-	H301	TS6CM-22				Cable H301 Shd	HHSVMCB3	26	311300 J03	068	3.
-															
-															
004	HIFI LOA 3A G . 1		HLG.-	-	H302	TS4CM-28			3	1Ohm, 100 mA	HHSVMCB3	26	311300 J03	097	3.
020	HIFI LOA 3A G . 1RTN		HLG.-	-	H302	TS4CM-28			3		HHSVMCB3	26	311300 J03	098	3.
021	HIFI LOA 3A G . 2		HLG.-	-	H302	TS4CM-28			4	1Ohm, 100 mA	HHSVMCB3	26	311300 J03	086	3.
037	HIFI LOA 3A G . 2RTN		HLG.-	-	H302	TS4CM-28			4		HHSVMCB3	26	311300 J03	085	3.
042	HIFI LOA 3A G . SH302		HLG.-	-	H302	TS4CM-28				Cable H302 Shd	HHSVMCB3	26	311300 J03	074	
-															
023	HIFI LOA 3A . D1S		HLX.-	-	H303	081SS-38			5	400Ohm, 0.001 mA	HHSVMCB3	26	311300 J03	118	3.
039	HIFI LOA 3A . D1SRT		HLX.-	-	H303	081SS-38			5		HHSVMCB3	26	311300 J03	126	3.
007	HIFI LOA 3A . D2S		HLX.-	-	H303	081SS-38			6	400Ohm, 0.001 mA	HHSVMCB3	26	311300 J03	119	3.
040	HIFI LOA 3A . D2SRT		HLX.-	-	H303	081SS-38			6		HHSVMCB3	26	311300 J03	110	3.
005	HIFI LOA 3A . G1S		HLX.-	-	H303	081SS-38			7	400Ohm, 0.001 mA	HHSVMCB3	26	311300 J03	127	3.
038	HIFI LOA 3A . G1SRT		HLX.-	-	H303	081SS-38			7		HHSVMCB3	26	311300 J03	128	3.
006	HIFI LOA 3A . G2S		HLX.-	-	H303	081SS-38			8	400Ohm, 0.001 mA	HHSVMCB3	26	311300 J03	111	3.
022	HIFI LOA 3A . G2SRT		HLX.-	-	H303	081SS-38			8		HHSVMCB3	26	311300 J03	120	3.
043	HIFI LOA 3A . SH303		HLX.-	-	H303	081SS-38				Cable H303 Shd	HHSVMCB3	26	311300 J03	109	
-															
008	HIFI LOA 3A T . VP		HLT.-	-	H304	041SS-38			9	400Ohm, 0,001 mA	HHSVMCB3	26	311300 J03	092	3.
009	HIFI LOA 3A T . VN		HLT.-	-	H304	041SS-38			9		HHSVMCB3	26	311300 J03	104	3.
024	HIFI LOA 3A T . IP		HLT.-	-	H304	041SS-38			9	400 Ohm, 1 mA	HHSVMCB3	26	311300 J03	093	3.
025	HIFI LOA 3A T . IN		HLT.-	-	H304	041SS-38			9		HHSVMCB3	26	311300 J03	081	3.

Astrium GmbH	**Pin Allocation List**	Doc.No.: HP-2-ASED-IC-0014
Project: HERSCHEL	**(Harness)**	Issue: 1.0 Date: 21.04.2004
		Sheet: PAL-2 (of 2)

Connector: 111200 P05 **Function:** HIFI LOU LCU LO chain 3A **Conn.-Type:** SCC340100201BDDMA50PNMBFO

Item: HHLOU **Location:** 44 / LOU **Backshell:** CA-34-50

EMC-Category: 3I/LL Sig H fr CVVFT to SVMCB **Note: Signals of different EMC classes are routed via this Connector**

Pin	Signal Designation	Interface-Code Circuit	Signal	Pos.	Ch. ID	Wiring	Grouping: Shd	Cable	Twist	Comment	Target-Item	Location	Connector	Pin	New
027	HIFI LOA 3A T . SH304		HLT.-	-	H304	041SS-38				Cable H304 Shd	HHSVMCB3	26	311300 J03	070	
-															
010	HIFI LOA 3A P . L		HLP.-	-	H305	TS2CM-28			A	1Ohm, 250 mA	HHSVMCB3	26	311300 J03	039	3.
026	HIFI LOA 3A P . LRTN		HLP.-	-	H305	TS2CM-28			A		HHSVMCB3	26	311300 J03	040	3.
044	HIFI LOA 3A P . SH305		HLP.-	-	H305	TS2CM-28				Cable H305 Shd	HHSVMCB3	26	311300 J03	028	
-															
015	HIFI LOA 3A M . 1		HL6.-	-	H307	061BS-38			B	50 Ohm, 10 mA	HHSVMCB3	26	311300 J03	112	3.
048	HIFI LOA 3A M . 1RTN		HL6.-	-	H307	061BS-38			B		HHSVMCB3	26	311300 J03	121	3.
016	HIFI LOA 3A M . 2		HL6.-	-	H307	061BS-38			C	50 Ohm, 10 mA	HHSVMCB3	26	311300 J03	113	3.
049	HIFI LOA 3A M . 2RTN		HL6.-	-	H307	061BS-38			C		HHSVMCB3	26	311300 J03	102	3.
017	HIFI LOA 3A M . 3		HL6.-	-	H307	061BS-38			D	50 Ohm, 10 mA	HHSVMCB3	26	311300 J03	103	3.
050	HIFI LOA 3A M . 3RTN		HL6.-	-	H307	061BS-38			D		HHSVMCB3	26	311300 J03	114	3.
031	HIFI LOA 3A M . SH307		HL6.-	-	H307	061BS-38				Cable H307 Shd	HHSVMCB3	26	311300 J03	091	
-															
014	HIFI LOA 3A MS . 1		HL2.-	-	H306	061SS-38			E	400 Ohm, 0.01 mA	HHSVMCB3	26	311300 J03	117	3.
047	HIFI LOA 3A MS . 1RTN		HL2.-	-	H306	061SS-38			E		HHSVMCB3	26	311300 J03	124	3.
013	HIFI LOA 3A MS . 2		HL2.-	-	H306	061SS-38			F	400 Ohm, 0.01 mA	HHSVMCB3	26	311300 J03	123	3.
046	HIFI LOA 3A MS . 2RTN		HL2.-	-	H306	061SS-38			F		HHSVMCB3	26	311300 J03	116	3.
012	HIFI LOA 3A MS . 3		HL2.-	-	H306	061SS-38			G	400 Ohm, 0.01 mA	HHSVMCB3	26	311300 J03	107	3.
045	HIFI LOA 3A MS . 3RTN		HL2.-	-	H306	061SS-38			G		HHSVMCB3	26	311300 J03	122	3.
028	HIFI LOA 3A MS . SH306		HL2.-	-	H306	061SS-38				Cable H306 Shd	HHSVMCB3	26	311300 J03	125	
-															
011	NC														
029	NC														
030	NC														
032	NC														
033	NC														

Astrium GmbH	**Pin Allocation List**	Doc.No.: HP-2-ASED-IC-0014
Project: HERSCHEL	**(Harness)**	Issue: 1.0 Date: 21.04.2004
		Sheet: PAL-1 (of 2)

Connector: 111200 P07 **Function:** HIFI LOU LCU LO chain 4A **Conn.-Type:** SCC340100201BDDMA50PNMBFO

Item: HHLOU **Location:** 44 / LOU **Backshell:** CA-34-50

EMC-Category: 3I/LL Sig H fr CVVFT to SVMCB **Note: Signals of different EMC classes are routed via this Connector**

Pin	Signal Designation	Interface-Code Circuit	Signal	Pos.	Ch. ID	Wiring	Grouping: Shd	Cable	Twist	Comment	Target-Item	Location	Connector	Pin	New
CH	Overall Shield									Overall Shd con to CH					
-															
001	HIFI LOA 4A D . 1A		HLD.-	-	H401	TS6CM-22			1	0.05 Ohm, 1500 mA	HHSVMCB3	26	311300 J03	064	3. 3. 3.
001	HIFI LOA 4A D . 1B		HLD.-	-	H401	TS6CM-22			1	0.05 Ohm, 1500 mA	HHSVMCB3	26	311300 J03	087	3. 3. 3.
018	HIFI LOA 4A D . 1*		HLD.-	-	H401	TS6CM-22			1		HHSVMCB3	26	311300 J03	088	3. 3.
034	HIFI LOA 4A D . 1RTNA		HLD.-	-	H401	TS6CM-22			1	0.05 Ohm, 1500 mA	HHSVMCB3	26	311300 J03	075	3. 3. 3.
034	HIFI LOA 4A D . 1RTNB		HLD.-	-	H401	TS6CM-22			1	0.05 Ohm, 1500 mA	HHSVMCB3	26	311300 J03	076	3. 3. 3.
035	HIFI LOA 4A D . 1RTN*		HLD.-	-	H401	TS6CM-22			1		HHSVMCB3	26	311300 J03	059	3. 3.
-															
002	HIFI LOA 4A D . 2A		HLD.-	-	H401	TS6CM-22			2	0.05 Ohm, 1500 mA	HHSVMCB3	26	311300 J03	031	3. 3. 3.
002	HIFI LOA 4A D . 2B		HLD.-	-	H401	TS6CM-22			2	0.05 Ohm, 1500 mA	HHSVMCB3	26	311300 J03	053	3. 3. 3.
003	HIFI LOA 4A D . 2*		HLD.-	-	H401	TS6CM-22			2		HHSVMCB3	26	311300 J03	054	3. 3.
019	HIFI LOA 4A D . 2RTNA		HLD.-	-	H401	TS6CM-22			2	0.05 Ohm, 1500 mA	HHSVMCB3	26	311300 J03	042	3. 3. 3.
019	HIFI LOA 4A D . 2RTNB		HLD.-	-	H401	TS6CM-22			2	0.05 Ohm, 1500 mA	HHSVMCB3	26	311300 J03	043	3. 3. 3.
036	HIFI LOA 4A D . 2RTN*		HLD.-	-	H401	TS6CM-22			2		HHSVMCB3	26	311300 J03	065	3. 3.
041	HIFI LOA 4A D . SH401		HLD.-	-	H401	TS6CM-22				Cable H401 Shd	HHSVMCB3	26	311300 J03	077	3.
-															
-															
004	HIFI LOA 4A G . 1		HLG.-	-	H402	TS4CM-28			3	1 Ohm, 100 mA	HHSVMCB3	26	311300 J03	063	3.
020	HIFI LOA 4A G . 1RTN		HLG.-	-	H402	TS4CM-28			3		HHSVMCB3	26	311300 J03	062	3.
021	HIFI LOA 4A G . 2		HLG.-	-	H402	TS4CM-28			4	1 Ohm, 100 mA	HHSVMCB3	26	311300 J03	051	3.
037	HIFI LOA 4A G . 2RTN		HLG.-	-	H402	TS4CM-28			4		HHSVMCB3	26	311300 J03	052	3.
042	HIFI LOA 4A G . SH402		HLG.-	-	H402	TS4CM-28				Cable H402 Shd	HHSVMCB3	26	311300 J03	073	
-															
023	HIFI LOA 4A . D1S		HLX.-	-	H403	081SS-38			5	400 Ohm, 0.001 mA	HHSVMCB3	26	311300 J03	037	3.
039	HIFI LOA 4A . D1SRT		HLX.-	-	H403	081SS-38			5		HHSVMCB3	26	311300 J03	049	3.
007	HIFI LOA 4A . D2S		HLX.-	-	H403	081SS-38			6	400 Ohm, 0.001 mA	HHSVMCB3	26	311300 J03	038	3.
040	HIFI LOA 4A . D2SRT		HLX.-	-	H403	081SS-38			6		HHSVMCB3	26	311300 J03	026	3.
005	HIFI LOA 4A . G1S		HLX.-	-	H403	081SS-38			7	400 Ohm, 0.001 mA	HHSVMCB3	26	311300 J03	016	3.
038	HIFI LOA 4A . G1SRT		HLX.-	-	H403	081SS-38			7		HHSVMCB3	26	311300 J03	027	3.
006	HIFI LOA 4A . G2S		HLX.-	-	H403	081SS-38			8	400 Ohm, 0.001 mA	HHSVMCB3	26	311300 J03	015	3.
022	HIFI LOA 4A . G2SRT		HLX.-	-	H403	081SS-38			8		HHSVMCB3	26	311300 J03	008	3.
043	HIFI LOA 4A . SH403		HLX.-	-	H403	081SS-38				Cable H403 Shd	HHSVMCB3	26	311300 J03	025	
-															
008	HIFI LOA 4A T . VP		HLT.-	-	H404	041SS-38			9	400 Ohm, 0,001 mA	HHSVMCB3	26	311300 J03	017	3.
009	HIFI LOA 4A T . VN		HLT.-	-	H404	041SS-38			9		HHSVMCB3	26	311300 J03	009	3.
024	HIFI LOA 4A T . IP		HLT.-	-	H404	041SS-38			9	400 Ohm, 1 mA	HHSVMCB3	26	311300 J03	001	3.
025	HIFI LOA 4A T . IN		HLT.-	-	H404	041SS-38			9		HHSVMCB3	26	311300 J03	002	3.

Astrium GmbH	**Pin Allocation List**	Doc.No.: HP-2-ASED-IC-0014
Project: HERSCHEL	**(Harness)**	Issue: 1.0 Date: 21.04.2004
		Sheet: PAL-2 (of 2)

Connector: 111200 P07 **Function:** HIFI LOU LCU LO chain 4A **Conn.-Type:** SCC340100201BDDMA50PNMBFO

Item: HHLOU **Location:** 44 / LOU **Backshell:** CA-34-50

EMC-Category: 3I/LL Sig H fr CVVFT to SVMCB **Note: Signals of different EMC classes are routed via this Connector**

		Interface-Code					Grouping:								
Pin	**Signal Designation**	**Circuit**	**Signal**	**Pos.**	**Ch. ID**	**Wiring**	**Shd**	**Cable**	**Twist**	**Comment**	**Target-Item**	**Location**	**Connector**	**Pin**	**New**
027	HIFI LOA 4A T . SH404		HLT.-	-	H404	041SS-38				Cable H404 Shd	HHSVMCB3	26	311300 J03	003	
-															
010	HIFI LOA 4A P . L		HLP.-	-	H405	TS2CM-28			A	1 Ohm, 250 mA	HHSVMCB3	26	311300 J03	029	3.
026	HIFI LOA 4A P . LRTN		HLP.-	-	H405	TS2CM-28			A		HHSVMCB3	26	311300 J03	030	3.
044	HIFI LOA 4A P . SH405		HLP.-	-	H405	TS2CM-28				Cable H405 Shd	HHSVMCB3	26	311300 J03	041	
-															
015	HIFI LOA 4A M . 1		HL6.-	-	H407	061BS-38			B	50 Ohm, 10 mA	HHSVMCB3	26	311300 J03	032	3.
048	HIFI LOA 4A M . 1RTN		HL6.-	-	H407	061BS-38			B		HHSVMCB3	26	311300 J03	033	3.
016	HIFI LOA 4A M . 2		HL6.-	-	H407	061BS-38			C	50 Ohm, 10 mA	HHSVMCB3	26	311300 J03	023	3.
049	HIFI LOA 4A M . 2RTN		HL6.-	-	H407	061BS-38			C		HHSVMCB3	26	311300 J03	022	3.
017	HIFI LOA 4A M . 3		HL6.-	-	H407	061BS-38			D	50 Ohm, 10 mA	HHSVMCB3	26	311300 J03	014	3.
050	HIFI LOA 4A M . 3RTN		HL6.-	-	H407	061BS-38			D		HHSVMCB3	26	311300 J03	007	3.
031	HIFI LOA 4A M . SH407		HL6.-	-	H407	061BS-38				Cable H407 Shd	HHSVMCB3	26	311300 J03	006	
-															
014	HIFI LOA 4A MS . 1		HL2.-	-	H406	061SS-38			E	400 Ohm, 0.01 mA	HHSVMCB3	26	311300 J03	058	3.
047	HIFI LOA 4A MS . 1RTN		HL2.-	-	H406	061SS-38			E		HHSVMCB3	26	311300 J03	057	3.
013	HIFI LOA 4A MS . 2		HL2.-	-	H406	061SS-38			F	400 Ohm, 0.01 mA	HHSVMCB3	26	311300 J03	046	3.
046	HIFI LOA 4A MS . 2RTN		HL2.-	-	H406	061SS-38			F		HHSVMCB3	26	311300 J03	047	3.
012	HIFI LOA 4A MS . 3		HL2.-	-	H406	061SS-38			G	400 Ohm, 0.01 mA	HHSVMCB3	26	311300 J03	034	3.
045	HIFI LOA 4A MS . 3RTN		HL2.-	-	H406	061SS-38			G		HHSVMCB3	26	311300 J03	035	3.
028	HIFI LOA 4A MS . SH406		HL2.-	-	H406	061SS-38				Cable H406 Shd	HHSVMCB3	26	311300 J03	069	
-															
011	NC														
029	NC														
030	NC														
032	NC														
033	NC														

Astrium GmbH	**Pin Allocation List**	Doc.No.: HP-2-ASED-IC-0014
Project: HERSCHEL	**(Harness)**	Issue: 1.0 Date: 21.04.2004
		Sheet: PAL-1 (of 2)

Connector: 111200 P09 **Function:** HIFI LOU LCU LO chain 5A **Conn.-Type:** SCC340100201BDDMA50PNMBFO

Item: HHLOU **Location:** 44 / LOU **Backshell:** CA-34-50

EMC-Category: 3I/LL Sig H fr CVVFT to SVMCB **Note: Signals of different EMC classes are routed via this Connector**

Pin	Signal Designation	Interface-Code Circuit	Signal	Pos.	Ch. ID	Wiring	Grouping: Shd	Cable	Twist	Comment	Target-Item	Location	Connector	Pin	New
CH	Overall Shield									Overall Shd con to CH					
-															
001	HIFI LOA 5A D . 1A		HLD.-	-	H501	TS6CM-22			1	0.05 Ohm, 1500 mA	HHSVMCB2	26	311200 J06	078	3. 3. 3.
001	HIFI LOA 5A D . 1B		HLD.-	-	H501	TS6CM-22			1	0.05 Ohm, 1500 mA	HHSVMCB2	26	311200 J06	089	3. 3. 3.
018	HIFI LOA 5A D . 1*		HLD.-	-	H501	TS6CM-22			1		HHSVMCB2	26	311200 J06	090	3. 3.
034	HIFI LOA 5A D . 1RTNA		HLD.-	-	H501	TS6CM-22			1	0.05 Ohm, 1500 mA	HHSVMCB2	26	311200 J06	100	3. 3. 3.
034	HIFI LOA 5A D . 1RTNB		HLD.-	-	H501	TS6CM-22			1	0.05 Ohm, 1500 mA	HHSVMCB2	26	311200 J06	101	3. 3. 3.
035	HIFI LOA 5A D . 1RTN*		HLD.-	-	H501	TS6CM-22			1		HHSVMCB2	26	311200 J06	079	3. 3.
-															
002	HIFI LOA 5A D . 2A		HLD.-	-	H501	TS6CM-22			2	0.05 Ohm, 1500 mA	HHSVMCB2	26	311200 J06	055	3. 3. 3.
002	HIFI LOA 5A D . 2B		HLD.-	-	H501	TS6CM-22			2	0.05 Ohm, 1500 mA	HHSVMCB2	26	311200 J06	056	3. 3. 3.
003	HIFI LOA 5A D . 2*		HLD.-	-	H501	TS6CM-22			2		HHSVMCB2	26	311200 J06	067	3. 3.
019	HIFI LOA 5A D . 2RTNA		HLD.-	-	H501	TS6CM-22			2	0.05 Ohm, 1500 mA	HHSVMCB2	26	311200 J06	044	3. 3. 3.
019	HIFI LOA 5A D . 2RTNB		HLD.-	-	H501	TS6CM-22			2	0.05 Ohm, 1500 mA	HHSVMCB2	26	311200 J06	045	3. 3. 3.
036	HIFI LOA 5A D . 2RTN*		HLD.-	-	H501	TS6CM-22			2		HHSVMCB2	26	311200 J06	066	3. 3.
041	HIFI LOA 5A D . SH501		HLD.-	-	H501	TS6CM-22				Cable S501 Shd	HHSVMCB2	26	311200 J06	068	3.
-															
-															
004	HIFI LOA 5A G . 1		HLG.-	-	H502	TS4CM-28			3	1 Ohm, 100 mA	HHSVMCB2	26	311200 J06	097	3.
020	HIFI LOA 5A G . 1RTN		HLG.-	-	H502	TS4CM-28			3		HHSVMCB2	26	311200 J06	098	3.
021	HIFI LOA 5A G . 2		HLG.-	-	H502	TS4CM-28			4	1 Ohm, 100 mA	HHSVMCB2	26	311200 J06	086	3.
037	HIFI LOA 5A G . 2RTN		HLG.-	-	H502	TS4CM-28			4		HHSVMCB2	26	311200 J06	085	3.
042	HIFI LOA 5A G . SH502		HLG.-	-	H502	TS4CM-28				Cable H502 Shd	HHSVMCB2	26	311200 J06	074	
-															
023	HIFI LOA 5A . D1S		HLX.-	-	H503	081SS-38			5	400 Ohm, 0.001 mA	HHSVMCB2	26	311200 J06	118	3.
039	HIFI LOA 5A . D1SRT		HLX.-	-	H503	081SS-38			5		HHSVMCB2	26	311200 J06	126	3.
007	HIFI LOA 5A . D2S		HLX.-	-	H503	081SS-38			6	400 Ohm, 0.001 mA	HHSVMCB2	26	311200 J06	119	3.
040	HIFI LOA 5A . D2SRT		HLX.-	-	H503	081SS-38			6		HHSVMCB2	26	311200 J06	110	3.
005	HIFI LOA 5A . G1S		HLX.-	-	H503	081SS-38			7	400 Ohm, 0.001 mA	HHSVMCB2	26	311200 J06	127	3.
038	HIFI LOA 5A . G1SRT		HLX.-	-	H503	081SS-38			7		HHSVMCB2	26	311200 J06	128	3.
006	HIFI LOA 5A . G2S		HLX.-	-	H503	081SS-38			8	400 Ohm, 0.001 mA	HHSVMCB2	26	311200 J06	111	3.
022	HIFI LOA 5A . G2SRT		HLX.-	-	H503	081SS-38			8		HHSVMCB2	26	311200 J06	120	3.
043	HIFI LOA 5A . SH503		HLX.-	-	H503	081SS-38				Cable H503 Shd	HHSVMCB2	26	311200 J06	109	
-															
008	HIFI LOA 5A T . VP		HLT.-	-	H504	041SS-38			9	400 Ohm, 0,001 mA	HHSVMCB2	26	311200 J06	092	3.
009	HIFI LOA 5A T . VN		HLT.-	-	H504	041SS-38			9		HHSVMCB2	26	311200 J06	104	3.
024	HIFI LOA 5A T . IP		HLT.-	-	H504	041SS-38			9	400 Ohm, 1 mA	HHSVMCB2	26	311200 J06	093	3.
025	HIFI LOA 5A T . IN		HLT.-	-	H504	041SS-38			9		HHSVMCB2	26	311200 J06	081	3.

Astrium GmbH	**Pin Allocation List**	Doc.No.: HP-2-ASED-IC-0014
Project: HERSCHEL	**(Harness)**	Issue: 1.0 Date: 21.04.2004
		Sheet: PAL-2 (of 2)

Connector: 111200 P09 **Function:** HIFI LOU LCU LO chain 5A **Conn.-Type:** SCC340100201BDDMA50PNMBFO

Item: HHLOU **Location:** 44 / LOU **Backshell:** CA-34-50

EMC-Category: 3I/LL Sig H fr CVVFT to SVMCB **Note: Signals of different EMC classes are routed via this Connector**

		Interface-Code					Grouping:								
Pin	**Signal Designation**	**Circuit**	**Signal**	**Pos.**	**Ch. ID**	**Wiring**	**Shd**	**Cable**	**Twist**	**Comment**	**Target-Item**	**Location**	**Connector**	**Pin**	**New**
027	HIFI LOA 5A T . SH504		HLT.-	-	H504	041SS-38				Cable H504 Shd	HHSVMCB2	26	311200 J06	070	
-															
010	HIFI LOA 5A P . L		HLP.-	-	H505	TS2CM-28			A	1 Ohm, 250 mA	HHSVMCB2	26	311200 J06	039	3.
026	HIFI LOA 5A P . LRTN		HLP.-	-	H505	TS2CM-28			A		HHSVMCB2	26	311200 J06	040	3.
044	HIFI LOA 5A P . SH505		HLP.-	-	H505	TS2CM-28				Cable H505 Shd	HHSVMCB2	26	311200 J06	028	
-															
015	HIFI LOA 5A M . 1		HL6.-	-	H507	061BS-38			B	50 Ohm, 10 mA	HHSVMCB2	26	311200 J06	112	3.
048	HIFI LOA 5A M . 1RTN		HL6.-	-	H507	061BS-38			B		HHSVMCB2	26	311200 J06	121	3.
016	HIFI LOA 5A M . 2		HL6.-	-	H507	061BS-38			C	50 Ohm, 10 mA	HHSVMCB2	26	311200 J06	113	3.
049	HIFI LOA 5A M . 2RTN		HL6.-	-	H507	061BS-38			C		HHSVMCB2	26	311200 J06	102	3.
017	HIFI LOA 5A M . 3		HL6.-	-	H507	061BS-38			D	50 Ohm, 10 mA	HHSVMCB2	26	311200 J06	103	3.
050	HIFI LOA 5A M . 3RTN		HL6.-	-	H507	061BS-38			D		HHSVMCB2	26	311200 J06	114	3.
031	HIFI LOA 5A M . SH507		HL6.-	-	H507	061BS-38				Cable H507 Shd	HHSVMCB2	26	311200 J06	091	
-															
014	HIFI LOA 5A MS . 1		HL2.-	-	H506	061SS-38			E	400 Ohm, 0.01 mA	HHSVMCB2	26	311200 J06	117	3.
047	HIFI LOA 5A MS . 1RTN		HL2.-	-	H506	061SS-38			E		HHSVMCB2	26	311200 J06	124	3.
013	HIFI LOA 5A MS . 2		HL2.-	-	H506	061SS-38			F	400 Ohm, 0.01 mA	HHSVMCB2	26	311200 J06	123	3.
046	HIFI LOA 5A MS . 2RTN		HL2.-	-	H506	061SS-38			F		HHSVMCB2	26	311200 J06	116	3.
012	HIFI LOA 5A MS . 3		HL2.-	-	H506	061SS-38			G	400 Ohm, 0.01 mA	HHSVMCB2	26	311200 J06	107	3.
045	HIFI LOA 5A MS . 3RTN		HL2.-	-	H506	061SS-38			G		HHSVMCB2	26	311200 J06	122	3.
028	HIFI LOA 5A MS . SH506		HL2.-	-	H506	061SS-38				Cable H506 Shd	HHSVMCB2	26	311200 J06	125	
-															
011	NC														
029	NC														
030	NC														
032	NC														
033	NC														

Astrium GmbH	**Pin Allocation List**	Doc.No.: HP-2-ASED-IC-0014
Project: HERSCHEL	**(Harness)**	Issue: 1.0 Date: 21.04.2004
		Sheet: PAL-1 (of 2)

Connector: 111200 P11 **Function:** HIFI LOU LCU LO chain 6A **Conn.-Type:** SCC340100201BDDMA50PNMBFO

Item: HHLOU **Location:** 44 / LOU **Backshell:** CA-34-50

EMC-Category: 3I/LL Sig H fr CVVFT to SVMCB **Note: Signals of different EMC classes are routed via this Connector**

Pin	Signal Designation	Interface-Code Circuit	Signal	Pos.	Ch. ID	Wiring	Grouping: Shd	Cable	Twist	Comment	Target-Item	Location	Connector	Pin	New
CH	Overall Shield									Overall Shd con to CH					
-															
001	HIFI LOA 6A D . 1A		HLD.-	-	H601	TS6CM-22			1	0.05 Ohm, 1200 mA	HHSVMCB2	26	311200 J06	064	3. 3. 3.
001	HIFI LOA 6A D . 1B		HLD.-	-	H601	TS6CM-22			1	0.05 Ohm, 1200 mA	HHSVMCB2	26	311200 J06	087	3. 3. 3.
018	HIFI LOA 6A D . 1*		HLD.-	-	H601	TS6CM-22			1		HHSVMCB2	26	311200 J06	088	3. 3.
034	HIFI LOA 6A D . 1RTNA		HLD.-	-	H601	TS6CM-22			1	0.05 Ohm, 1500 mA	HHSVMCB2	26	311200 J06	075	3. 3. 3.
034	HIFI LOA 6A D . 1RTNB		HLD.-	-	H601	TS6CM-22			1	0.05 Ohm, 1500 mA	HHSVMCB2	26	311200 J06	076	3. 3. 3.
035	HIFI LOA 6A D . 1RTN*		HLD.-	-	H601	TS6CM-22			1		HHSVMCB2	26	311200 J06	059	3. 3.
-															
002	HIFI LOA 6A D . 2A		HLD.-	-	H601	TS6CM-22			2	0.05 Ohm, 1500 mA	HHSVMCB2	26	311200 J06	031	3. 3. 3.
002	HIFI LOA 6A D . 2B		HLD.-	-	H601	TS6CM-22			2	.05 Ohm, 1500 mA	HHSVMCB2	26	311200 J06	053	3. 3. 3.
003	HIFI LOA 6A D . 2*		HLD.-	-	H601	TS6CM-22			2		HHSVMCB2	26	311200 J06	054	3. 3.
019	HIFI LOA 6A D . 2RTNA		HLD.-	-	H601	TS6CM-22			2	0.05 Ohm, 1200 mA	HHSVMCB2	26	311200 J06	042	3. 3. 3.
019	HIFI LOA 6A D . 2RTNB		HLD.-	-	H601	TS6CM-22			2	0.05 Ohm, 1200 mA	HHSVMCB2	26	311200 J06	043	3. 3. 3.
036	HIFI LOA 6A D . 2RTN*		HLD.-	-	H601	TS6CM-22			2		HHSVMCB2	26	311200 J06	065	3. 3.
041	HIFI LOA 6A D . SH601		HLD.-	-	H601	TS6CM-22				Cable H601 Shd con SH602	HHSVMCB2	26	311200 J06	077	3.
-															
-															
004	HIFI LOA 6A G . 1		HLG.-	-	H602	TS4CM-28			3	1 Ohm, 100 mA	HHSVMCB2	26	311200 J06	063	3.
020	HIFI LOA 6A G . 1RTN		HLG.-	-	H602	TS4CM-28			3		HHSVMCB2	26	311200 J06	062	3.
021	HIFI LOA 6A G . 2		HLG.-	-	H602	TS4CM-28			4	1 Ohm, 100 mA	HHSVMCB2	26	311200 J06	051	3.
037	HIFI LOA 6A G . 2RTN		HLG.-	-	H602	TS4CM-28			4		HHSVMCB2	26	311200 J06	052	3.
041	HIFI LOA 6A G . SH602		HLG.-	-	H602	TS4CM-28				Cable H602 Shd con to SH601	HHSVMCB2	26	311200 J06	073	
-															
023	HIFI LOA 6A . D1S		HLX.-	-	H603	081SS-38			5	400 Ohm, 0.001 mA	HHSVMCB2	26	311200 J06	037	3.
039	HIFI LOA 6A . D1SRT		HLX.-	-	H603	081SS-38			5		HHSVMCB2	26	311200 J06	049	3.
007	HIFI LOA 6A . D2S		HLX.-	-	H603	081SS-38			6	400 Ohm, 0.001 mA	HHSVMCB2	26	311200 J06	038	3.
040	HIFI LOA 6A . D2SRT		HLX.-	-	H603	081SS-38			6		HHSVMCB2	26	311200 J06	026	3.
005	HIFI LOA 6A . G1S		HLX.-	-	H603	081SS-38			7	400 Ohm, 0.001 mA	HHSVMCB2	26	311200 J06	016	3.
038	HIFI LOA 6A . G1SRT		HLX.-	-	H603	081SS-38			7		HHSVMCB2	26	311200 J06	027	3.
006	HIFI LOA 6A . G2S		HLX.-	-	H603	081SS-38			8	400 Ohm, 0.001 mA	HHSVMCB2	26	311200 J06	015	3.
022	HIFI LOA 6A . G2SRT		HLX.-	-	H603	081SS-38			8		HHSVMCB2	26	311200 J06	008	3.
042	HIFI LOA 6A . SH603		HLX.-	-	H603	081SS-38				Cable H603 Shd	HHSVMCB2	26	311200 J06	025	
-				-											
008	HIFI LOA 6A T . VP		HLT.-	-	H604	041SS-38			9	400 Ohm, 0,001 mA	HHSVMCB2	26	311200 J06	009	3.
009	HIFI LOA 6A T . VN		HLT.-	-	H604	041SS-38			9		HHSVMCB2	26	311200 J06	017	3.
024	HIFI LOA 6A T . IP		HLT.-	-	H604	041SS-38			9	400 Ohm, 1 mA	HHSVMCB2	26	311200 J06	001	3.
025	HIFI LOA 6A T . IN		HLT.-	-	H604	041SS-38			9		HHSVMCB2	26	311200 J06	002	3.

Astrium GmbH	**Pin Allocation List**	Doc.No.: HP-2-ASED-IC-0014
Project: HERSCHEL	**(Harness)**	Issue: 1.0 Date: 21.04.2004
		Sheet: PAL-2 (of 2)

Connector: 111200 P11 **Function:** HIFI LOU LCU LO chain 6A **Conn.-Type:** SCC340100201BDDMA50PNMBFO

Item: HHLOU **Location:** 44 / LOU **Backshell:** CA-34-50

EMC-Category: 3I/LL Sig H fr CVVFT to SVMCB **Note: Signals of different EMC classes are routed via this Connector**

		Interface-Code					Grouping:								
Pin	**Signal Designation**	**Circuit**	**Signal**	**Pos.**	**Ch. ID**	**Wiring**	**Shd**	**Cable**	**Twist**	**Comment**	**Target-Item**	**Location**	**Connector**	**Pin**	**New**
043	HIFI LOA 6A T . SH604		HLT.-	-	H604	041SS-38				Cable H604 Shd con to SH605	HHSVMCB2	26	311200 J06	003	
-															
010	HIFI LOA 6A P . L		HLP.-	-	H605	TS2CM-28			A	1 Ohm, 250 mA	HHSVMCB2	26	311200 J06	029	3.
026	HIFI LOA 6A P . LRTN		HLP.-	-	H605	TS2CM-28			A		HHSVMCB2	26	311200 J06	030	3.
043	HIFI LOA 6A P . SH605		HLP.-	-	H605	TS2CM-28				Cable H605 Shd con to SH604	HHSVMCB2	26	311200 J06	041	
-															
014	HIFI LOA 6A M . 1		HL7.-	-	H607	111BS-38			B	50Ohm, 10 mA	HHSVMCB2	26	311200 J06	022	3.
031	HIFI LOA 6A M . 1RTN		HL7.-	-	H607	111BS-38			B		HHSVMCB2	26	311200 J06	032	3.
015	HIFI LOA 6A M . 2		HL7.-	-	H607	111BS-38			C	50Ohm, 10 mA	HHSVMCB2	26	311200 J06	021	3.
048	HIFI LOA 6A M . 2RTN		HL7.-	-	H607	111BS-38			C		HHSVMCB2	26	311200 J06	013	3.
016	HIFI LOA 6A M . 3		HL7.-	-	H607	111BS-38			D	50Ohm, 10 mA	HHSVMCB2	26	311200 J06	006	3.
032	HIFI LOA 6A M . 3RTN		HL7.-	-	H607	111BS-38			D		HHSVMCB2	26	311200 J06	007	3.
033	HIFI LOA 6A M . 4		HL7.-	-	H607	111BS-38			E	50Ohm, 10 mA	HHSVMCB2	26	311200 J06	012	3.
049	HIFI LOA 6A M . 4RTN		HL7.-	-	H607	111BS-38			E		HHSVMCB2	26	311200 J06	005	3.
017	HIFI LOA 6A M . 5		HL7.-	-	H607	111BS-38			F	50Ohm, 10 mA	HHSVMCB2	26	311200 J06	020	3.
050	HIFI LOA 6A M . 5RTN		HL7.-	-	H607	111BS-38			F		HHSVMCB2	26	311200 J06	011	3.
027	HIFI LOA 6A M . SH607		HL7.-	-	H607	111BS-38				Cable H607 Shd con to SH606	HHSVMCB2	26	311200 J06	004	
-															
030	HIFI LOA 6A MS . 1		HL3.-	-	H606	111SS-38			G	400 Ohm, 0.01 mA	HHSVMCB2	26	311200 J06	058	3.
047	HIFI LOA 6A MS . 1RTN		HL3.-	-	H606	111SS-38			G		HHSVMCB2	26	311200 J06	057	3.
013	HIFI LOA 6A MS . 2		HL3.-	-	H606	111SS-38			H	400 Ohm, 0.01 mA	HHSVMCB2	26	311200 J06	046	3
046	HIFI LOA 6A MS . 2RTN		HL3.-	-	H606	111SS-38			H		HHSVMCB2	26	311200 J06	047	3.
012	HIFI LOA 6A MS . 3		HL3.-	-	H606	111SS-38			I	400 Ohm, 0.01 mA	HHSVMCB2	26	311200 J06	034	3.
029	HIFI LOA 6A MS . 3RTN		HL3.-	-	H606	111SS-38			I		HHSVMCB2	26	311200 J06	033	3.
028	HIFI LOA 6A MS . 4		HL3.-	-	H606	111SS-38			K	400 Ohm, 0.01 mA	HHSVMCB2	26	311200 J06	035	3.
045	HIFI LOA 6A MS . 4RTN		HL3.-	-	H606	111SS-38			K		HHSVMCB2	26	311200 J06	024	3.
011	HIFI LOA 6A MS . 5		HL3.-	-	H606	111SS-38			L	400 Ohm, 0.01 mA	HHSVMCB2	26	311200 J06	023	3.
044	HIFI LOA 6A MS . 5RTN		HL3.-	-	H606	111SS-38			L		HHSVMCB2	26	311200 J06	014	3.
027	HIFI LOA 6A MS . SH606		HL3.-	-	H606	111SS-38				Cable H606 Shd con to SH607	HHSVMCB2	26	311200 J06	069	

Astrium GmbH	**Pin Allocation List** (Harness)	Doc.No.: HP-2-ASED-IC-0014
Project: HERSCHEL		Issue: 1.0 Date: 21.04.2004
		Sheet: PAL-1 (of 1)

Connector: 111200 P15 **Function:** HIFI LOU LCU Heater main **Conn.-Type:** SCC340100201BDEMA09SNMBFO

Item: HHLOU **Location:** 44 / LOU **Backshell:** CA-04-09

EMC-Category: 2I/Sig H fr CVVFT to SVMCB **Note: Signals of different EMC classes are routed via this Connector**

Pin	Signal Designation	Interface-Code Circuit	Signal	Pos.	Ch. ID	Wiring	Grouping: Shd	Cable	Twist	Comment	Target-Item	Location	Connector	Pin	New
001	HIFI LOA HEAT M		HLH.-	-	H701	TS2CM-28	1			1 Ohm, 150 mA	HHSVMCB2	26	3I311200 J06	019	
009	HIFI LOA HEAT M . RTN		HLH.-	-	H701	TS2CM-28	1				HHSVMCB2	26	3I311200 J06	018	
CH	HIFI LOA HEAT M . SH701		HLH.-	-	H701	TS2CM-28	1			Cable H701 Shd con to CH	HHSVMCB2	26	3I311200 J06	010	
-															
006	NC														
002	NC														
007	NC														
003	NC														
008	NC														
004	NC														
005	NC														

Astrium GmbH	**Pin Allocation List**	Doc.No.: HP-2-ASED-IC-0014
Project: HERSCHEL	**(Harness)**	Issue: 1.0 Date: 21.04.2004
		Sheet: PAL-1 (of 2)

Connector: 111200 P13 **Function:** HIFI LOU LCU LO chain 6C **Conn.-Type:** SCC340100201BDDMA50PNMBFO

Item: HHLOU **Location:** 44 / LOU **Backshell:** CA-34-50

EMC-Category: 3I/LL Sig H fr CVVFT to SVMCB **Note: Signals of different EMC classes are routed via this Connector**

Pin	Signal Designation	Interface-Code Circuit	Signal	Pos.	Ch. ID	Wiring	Grouping: Shd	Cable	Twist	Comment	Target-Item	Location	Connector	Pin	New
CH	Overall Shield									Overall Shd con to CH					
-															
001	HIFI LOA 6C D . 1A		HLD.-	-	H621	TS6CM-22			1	0.05 Ohm, 1200 mA	HHSVMCB2	26	311200 J07	078	3. 3. 3.
001	HIFI LOA 6C D . 1B		HLD.-	-	H621	TS6CM-22			1	0.05 Ohm, 1200 mA	HHSVMCB2	26	311200 J07	089	3. 3. 3.
018	HIFI LOA 6C D . 1*		HLD.-	-	H621	TS6CM-22			1		HHSVMCB2	26	311200 J07	090	3.
034	HIFI LOA 6C D . 1RTNA		HLD.-	-	H621	TS6CM-22			1	0.05 Ohm, 1500 mA	HHSVMCB2	26	311200 J07	100	3. 3. 3.
034	HIFI LOA 6C D . 1RTNB		HLD.-	-	H621	TS6CM-22			1	0.05 Ohm, 1500 mA	HHSVMCB2	26	311200 J07	101	3. 3. 3.
035	HIFI LOA 6C D . 1RTN*		HLD.-	-	H621	TS6CM-22			1		HHSVMCB2	26	311200 J07	079	3.
-															
002	HIFI LOA 6C D . 2A		HLD.-	-	H621	TS6CM-22			2	0.05 Ohm, 1500 mA	HHSVMCB2	26	311200 J07	055	3. 3. 3.
002	HIFI LOA 6C D . 2B		HLD.-	-	H621	TS6CM-22			2	0.05 Ohm, 1500 mA	HHSVMCB2	26	311200 J07	056	3. 3. 3.
003	HIFI LOA 6C D . 2*		HLD.-	-	H621	TS6CM-22			2		HHSVMCB2	26	311200 J07	067	3.
019	HIFI LOA 6C D . 2RTNA		HLD.-	-	H621	TS6CM-22			2	0.05 Ohm, 1200 mA	HHSVMCB2	26	311200 J07	044	3. 3. 3.
019	HIFI LOA 6C D . 2RTNB		HLD.-	-	H621	TS6CM-22			2	0.05 Ohm, 1200 mA	HHSVMCB2	26	311200 J07	045	3. 3. 3.
036	HIFI LOA 6C D . 2RTN*		HLD.-	-	H621	TS6CM-22			2		HHSVMCB2	26	311200 J07	066	3.
041	HIFI LOA 6C D . SH621		HLD.-	-	H621	TS6CM-22				Cable H621 Shd con to SH622	HHSVMCB2	26	311200 J07	068	3.
-															
-															
004	HIFI LOA 6C G . 1		HLG.-	-	H622	TS4CM-28			3	1 Ohm, 100 mA	HHSVMCB2	26	311200 J07	097	
020	HIFI LOA 6C G . 1RTN		HLG.-	-	H622	TS4CM-28			3		HHSVMCB2	26	311200 J07	098	
021	HIFI LOA 6C G . 2		HLG.-	-	H622	TS4CM-28			4	1 Ohm, 100 mA	HHSVMCB2	26	311200 J07	086	
037	HIFI LOA 6C G . 2RTN		HLG.-	-	H622	TS4CM-28			4		HHSVMCB2	26	311200 J07	085	
041	HIFI LOA 6C G . SH622		HLG.-	-	H622	TS4CM-28				Cable H622 Shd con to SH621	HHSVMCB2	26	311200 J07	074	
-															
023	HIFI LOA 6C . D1S		HLX.-	-	H623	081SS-38			5	400 Ohm, 0.001 mA	HHSVMCB2	26	311200 J07	118	
039	HIFI LOA 6C . D1SRT		HLX.-	-	H623	081SS-38			5		HHSVMCB2	26	311200 J07	126	
007	HIFI LOA 6C . D2S		HLX.-	-	H623	081SS-38			6	400 Ohm, 0.001 mA	HHSVMCB2	26	311200 J07	119	
040	HIFI LOA 6C . D2SRT		HLX.-	-	H623	081SS-38			6		HHSVMCB2	26	311200 J07	110	
005	HIFI LOA 6C . G1S		HLX.-	-	H623	081SS-38			7	400 Ohm, 0.001 mA	HHSVMCB2	26	311200 J07	127	
038	HIFI LOA 6C . G1SRT		HLX.-	-	H623	081SS-38			7		HHSVMCB2	26	311200 J07	128	
006	HIFI LOA 6C . G2S		HLX.-	-	H623	081SS-38			8	400 Ohm, 0.001 mA	HHSVMCB2	26	311200 J07	111	
022	HIFI LOA 6C . G2SRT		HLX.-	-	H623	081SS-38			8		HHSVMCB2	26	311200 J07	120	
042	HIFI LOA 6C . SH623		HLX.-	-	H623	081SS-38				Cable 623 Shd	HHSVMCB2	26	311200 J07	109	
-															
008	HIFI LOA 6C T . VP		HLT.-	-	H624	041SS-38			9	400 Ohm, 0,001 mA	HHSVMCB2	26	311200 J07	094	
009	HIFI LOA 6C T . VN		HLT.-	-	H624	041SS-38			9		HHSVMCB2	26	311200 J07	083	
024	HIFI LOA 6C T . IP		HLT.-	-	H624	041SS-38			9	400 Ohm, 1 mA	HHSVMCB2	26	311200 J07	095	
025	HIFI LOA 6C T . IN		HLT.-	-	H624	041SS-38			9		HHSVMCB2	26	311200 J07	105	

Astrium GmbH	**Pin Allocation List**	Doc.No.: HP-2-ASED-IC-0014
Project: HERSCHEL	**(Harness)**	Issue: 1.0 Date: 21.04.2004
		Sheet: PAL-2 (of 2)

Connector: 111200 P13 **Function:** HIFI LOU LCU LO chain 6C **Conn.-Type:** SCC340100201BDDMA50PNMBFO

Item: HHLOU **Location:** 44 / LOU **Backshell:** CA-34-50

EMC-Category: 3I/LL Sig H fr CVVFT to SVMCB **Note: Signals of different EMC classes are routed via this Connector**

Pin	Signal Designation	Interface-Code Circuit	Signal	Pos.	Ch. ID	Wiring	Grouping: Shd	Cable	Twist	Comment	Target-Item	Location	Connector	Pin	New
043	HIFI LOA 6C T . SH624		HLT.-	-	H624	041SS-38				Cable H624 Shd con to SH625	HHSVMCB2	26	311200 J07	084	
-															
010	HIFI LOA 6C P . L		HLP.-	-	H625	TS2CM-28			A	1 Ohm, 250 mA	HHSVMCB2	26	311200 J07	039	
026	HIFI LOA 6C P . LRTN		HLP.-	-	H625	TS2CM-28			A		HHSVMCB2	26	311200 J07	040	
043	HIFI LOA 6C P . SH625		HLP.-	-	H625	TS2CM-28				Cable H625 Shd con to SH624	HHSVMCB2	26	311200 J07	028	
-															
014	HIFI LOA 6C M . 1		HL7.-	-	H627	111BS-38			B	50 Ohm, 10 mA	HHSVMCB2	26	311200 J07	117	
031	HIFI LOA 6C M . 1RTN		HL7.-	-	H627	111BS-38			B		HHSVMCB2	26	311200 J07	124	
015	HIFI LOA 6C M . 2		HL7.-	-	H627	111BS-38			C	50 Ohm, 10 mA	HHSVMCB2	26	311200 J07	123	
048	HIFI LOA 6C M . 2RTN		HL7.-	-	H627	111BS-38			C		HHSVMCB2	26	311200 J07	116	
016	HIFI LOA 6C M . 3		HL7.-	-	H627	111BS-38			D	50 Ohm, 10 mA	HHSVMCB2	26	311200 J07	107	
032	HIFI LOA 6C M . 3RTN		HL7.-	-	H627	111BS-38			D		HHSVMCB2	26	311200 J07	108	
033	HIFI LOA 6C M . 4		HL7.-	-	H627	111BS-38			E	50 Ohm, 10 mA	HHSVMCB2	26	311200 J07	115	
049	HIFI LOA 6C M . 4RTN		HL7.-	-	H627	111BS-38			E		HHSVMCB2	26	311200 J07	122	
017	HIFI LOA 6C M . 5		HL7.-	-	H627	111BS-38			F	50 Ohm, 10 mA	HHSVMCB2	26	311200 J07	106	
050	HIFI LOA 6C M . 5RTN		HL7.-	-	H627	111BS-38			F		HHSVMCB2	26	311200 J07	096	
027	HIFI LOA 6C M . SH627		HL7.-	-	H627	111BS-38				Cable H627 Shd con to SH626	HHSVMCB2	26	311200 J07	125	
-															
030	HIFI LOA 6C MS . 1		HL3.-	-	H626	111SS-38			G	400 Ohm, 0.01 mA	HHSVMCB2	26	311200 J07	093	
047	HIFI LOA 6C MS . 1 RTN		HL3.-	-	H626	111SS-38			G		HHSVMCB2	26	311200 J07		
013	HIFI LOA 6C MS . 2		HL3.-	-	H626	111SS-38			H	400 Ohm, 0.01 mA	HHSVMCB2	26	311200 J07	091	
046	HIFI LOA 6C MS . 2RTN		HL3.-	-	H626	111SS-38			H		HHSVMCB2	26	311200 J07	080	
012	HIFI LOA 6C MS . 3		HL3.-	-	H626	111SS-38			J	400 Ohm, 0.01 mA	HHSVMCB2	26	311200 J07	104	
029	HIFI LOA 6C MS . 3RTN		HL3.-	-	H626	111SS-38			J		HHSVMCB2	26	311200 J07	092	
028	HIFI LOA 6C MS . 4		HL3.-	-	H626	111SS-38			K	400 Ohm, 0.01 mA	HHSVMCB2	26	311200 J07	114	
045	HIFI LOA 6C MS . 4RTN		HL3.-	-	H626	111SS-38			K		HHSVMCB2	26	311200 J07	103	
011	HIFI LOA 6C MS . 5		HL3.-	-	H626	111SS-38			L	400 Ohm, 0.01 mA	HHSVMCB2	26	311200 J07	113	
044	HIFI LOA 6C MS . 5RTN		HL3.-	-	H626	111SS-38			L	400 Ohm, 0.01 mA	HHSVMCB2	26	311200 J07	121	
027	HIFI LOA 6C MS . SH626		HL3.-	-	H626	111SS-38				Cable H626 Shd con to SH627	HHSVMCB2	26	311200 J07	070	

Astrium GmbH	**Pin Allocation List**	Doc.No.: HP-2-ASED-IC-0014
Project: HERSCHEL	**(Harness)**	Issue: 1.0 Date: 21.04.2004
		Sheet: PAL-1 (of 2)

Connector: 111200 P14 **Function:** HIFI LOU LCU LO chain 6D **Conn.-Type:** SCC340100201BDDMA50PNMBFO

Item: HHLOU **Location:** 44 / LOU **Backshell:** CA-34-50

EMC-Category: 3I/LL Sig H fr CVVFT to SVMCB **Note: Signals of different EMC classes are routed via this Connector**

Pin	Signal Designation	Interface-Code Circuit	Signal	Pos.	Ch. ID	Wiring	Grouping: Shd	Cable	Twist	Comment	Target-Item	Location	Connector	Pin	New
CH	Overall Shield									Overall Shd con to CH					
-															
001	HIFI LOA 6D D . 1A		HLD.-	-	H631	TS6CM-22			1	0.05 Ohm, 1200 mA	HHSVMCB2	26	311200 J07	064	3. 3. 3.
001	HIFI LOA 6D D . 1B		HLD.-	-	H631	TS6CM-22			1	0.05 Ohm, 1200 mA	HHSVMCB2	26	311200 J07	087	3. 3. 3.
018	HIFI LOA 6D D . 1*		HLD.-	-	H631	TS6CM-22			1		HHSVMCB2	26	311200 J07	088	3.
034	HIFI LOA 6D D . 1RTNA		HLD.-	-	H631	TS6CM-22			1	0.05 Ohm, 1500 mA	HHSVMCB2	26	311200 J07	075	3. 3. 3.
034	HIFI LOA 6D D . 1RTNB		HLD.-	-	H631	TS6CM-22			1	0.05 Ohm, 1500 mA	HHSVMCB2	26	311200 J07	076	3. 3. 3.
035	HIFI LOA 6D D . 1RTN*		HLD.-	-	H631	TS6CM-22			1		HHSVMCB2	26	311200 J07	099	3.
-															
002	HIFI LOA 6D D . 2A		HLD.-	-	H631	TS6CM-22			2	0.05 Ohm, 1500 mA	HHSVMCB2	26	311200 J07	031	3. 3. 3.
002	HIFI LOA 6D D . 2B		HLD.-	-	H631	TS6CM-22			2	0.05 Ohm, 1500 mA	HHSVMCB2	26	311200 J07	053	3. 3. 3.
003	HIFI LOA 6D D . 2*		HLD.-	-	H631	TS6CM-22			2		HHSVMCB2	26	311200 J07	054	3.
019	HIFI LOA 6D D . 2RTNA		HLD.-	-	H631	TS6CM-22			2	0.05 Ohm, 1200 mA	HHSVMCB2	26	311200 J07	042	3. 3. 3.
019	HIFI LOA 6D D . 2RTNB		HLD.-	-	H631	TS6CM-22			2	0.05 Ohm, 1200 mA	HHSVMCB2	26	311200 J07	043	3. 3. 3.
036	HIFI LOA 6D D . 2RTN*		HLD.-	-	H631	TS6CM-22			2		HHSVMCB2	26	311200 J07	065	3.
041	HIFI LOA 6D D . SH631		HLD.-	-	H631	TS6CM-22				Cable H631 Shd con to SH632	HHSVMCB2	26	311200 J07	077	3.
-															
-															
004	HIFI LOA 6D G . 1		HLG.-	-	H632	TS4CM-28			3	1 Ohm, 100 mA	HHSVMCB2	26	311200 J07	063	
020	HIFI LOA 6D G . 1RTN		HLG.-	-	H632	TS4CM-28			3		HHSVMCB2	26	311200 J07	062	
021	HIFI LOA 6D G . 2		HLG.-	-	H632	TS4CM-28			4	1 Ohm, 100 mA	HHSVMCB2	26	311200 J07	051	
037	HIFI LOA 6D G . 2RTN		HLG.-	-	H632	TS4CM-28			4		HHSVMCB2	26	311200 J07	052	
041	HIFI LOA 6D G . SH632		HLG.-	-	H632	TS4CM-28				Cable H632 Shd con to SH631	HHSVMCB2	26	311200 J07	073	
-															
023	HIFI LOA 6D . D1S		HLX.-	-	H633	081SS-38			5	400 Ohm, 0.001 mA	HHSVMCB2	26	311200 J07	037	
039	HIFI LOA 6D . D1SRT		HLX.-	-	H633	081SS-38			5		HHSVMCB2	26	311200 J07	049	
007	HIFI LOA 6D . D2S		HLX.-	-	H633	081SS-38			6	400 Ohm, 0.001 mA	HHSVMCB2	26	311200 J07		
040	HIFI LOA 6D . D2SRT		HLX.-	-	H633	081SS-38			6		HHSVMCB2	26	311200 J07	026	
005	HIFI LOA 6D . G1S		HLX.-	-	H633	081SS-38			7	400 Ohm, 0.001 mA	HHSVMCB2	26	311200 J07	016	
038	HIFI LOA 6D . G1SRT		HLX.-	-	H633	081SS-38			7		HHSVMCB2	26	311200 J07	027	
006	HIFI LOA 6D . G2S		HLX.-	-	H633	081SS-38			8	400 Ohm, 0.001 mA	HHSVMCB2	26	311200 J07	015	
022	HIFI LOA 6D . G2SRT		HLX.-	-	H633	081SS-38			8		HHSVMCB2	26	311200 J07	008	
042	HIFI LOA 6D . SH633		HLX.-	-	H633	081SS-38				Cable H633 Shd	HHSVMCB2	26	311200 J07	025	
-															
008	HIFI LOA 6D T . VP		HLT.-	-	H634	041SS-38			9	400 Ohm, 0,001 mA	HHSVMCB2	26	311200 J07	009	
009	HIFI LOA 6D T . VN		HLT.-	-	H634	041SS-38			9		HHSVMCB2	26	311200 J07	017	
024	HIFI LOA 6D T . IP		HLT.-	-	H634	041SS-38			9	400 Ohm, 1 mA	HHSVMCB2	26	311200 J07	001	
025	HIFI LOA 6D T . IN		HLT.-	-	H634	041SS-38			9		HHSVMCB2	26	311200 J07	002	

Astrium GmbH	**Pin Allocation List**	Doc.No.: HP-2-ASED-IC-0014
Project: HERSCHEL	**(Harness)**	Issue: 1.0 Date: 21.04.2004
		Sheet: PAL-2 (of 2)

Connector: 111200 P14 **Function:** HIFI LOU LCU LO chain 6D **Conn.-Type:** SCC340100201BDDMA50PNMBFO

Item: HHLOU **Location:** 44 / LOU **Backshell:** CA-34-50

EMC-Category: 3I/LL Sig H fr CVVFT to SVMCB **Note: Signals of different EMC classes are routed via this Connector**

Pin	Signal Designation	Interface-Code Circuit	Signal	Pos.	Ch. ID	Wiring	Grouping: Shd	Cable	Twist	Comment	Target-Item	Location	Connector	Pin	New
043	HIFI LOA 6D T . SH634		HLT.-	-	H634	041SS-38				Cable H634 Shd con to SH635	HHSVMCB2	26	311200 J07	003	
-															
010	HIFI LOA 6D P . L		HLP.-	-	H635	TS2CM-28			A	1 Ohm, 250 mA	HHSVMCB2	26	311200 J07	029	
026	HIFI LOA 6D P . LRTN		HLP.-	-	H635	TS2CM-28			A		HHSVMCB2	26	311200 J07	030	
043	HIFI LOA 6D P . SH635		HLP.-	-	H635	TS2CM-28				Cable H635 Shd con to SH634	HHSVMCB2	26	311200 J07	041	
-															
014	HIFI LOA 6D M . 1		HL7.-	-	H637	111BS-38			B	50 Ohm, 10 mA	HHSVMCB2	26	311200 J07	022	
031	HIFI LOA 6D M . 1RTN		HL7.-	-	H637	111BS-38			B		HHSVMCB2	26	311200 J07	032	
015	HIFI LOA 6D M . 2		HL7.-	-	H637	111BS-38			C	50 Ohm, 10 mA	HHSVMCB2	26	311200 J07	021	
048	HIFI LOA 6D M . 2RTN		HL7.-	-	H637	111BS-38			C		HHSVMCB2	26	311200 J07	013	
016	HIFI LOA 6D M . 3		HL7.-	-	H637	111BS-38			D	50 Ohm, 10 mA	HHSVMCB2	26	311200 J07	006	
032	HIFI LOA 6D M . 3RTN		HL7.-	-	H637	111BS-38			D		HHSVMCB2	26	311200 J07	007	
033	HIFI LOA 6D M . 4		HL7.-	-	H637	111BS-38			E	50 Ohm, 10 mA	HHSVMCB2	26	311200 J07	012	
049	HIFI LOA 6D M . 4RTN		HL7.-	-	H637	111BS-38			E		HHSVMCB2	26	311200 J07	005	
017	HIFI LOA 6D M . 5		HL7.-	-	H637	111BS-38			F	50 Ohm, 10 mA	HHSVMCB2	26	311200 J07	020	
050	HIFI LOA 6D M . 5RTN		HL7.-	-	H637	111BS-38			F		HHSVMCB2	26	311200 J07	011	
027	HIFI LOA 6D M . SH637		HL7.-	-	H637	111BS-38				Cable H637 Shd con to SH636	HHSVMCB2	26	311200 J07	004	
-															
030	HIFI LOA 6D MS . 1		HL3.-	-	H636	111SS-38			G	400 Ohm, 0.01 mA	HHSVMCB2	26	311200 J07	058	
047	HIFI LOA 6D MS . 1RTN		HL3.-	-	H636	111SS-38			G		HHSVMCB2	26	311200 J07	057	
013	HIFI LOA 6D MS . 2		HL3.-	-	H636	111SS-38			H	400 Ohm, 0.01 mA	HHSVMCB2	26	311200 J07	046	
046	HIFI LOA 6D MS . 2RTN		HL3.-	-	H636	111SS-38			H		HHSVMCB2	26	311200 J07	047	
012	HIFI LOA 6D MS . 3		HL3.-	-	H636	111SS-38			J	400 Ohm, 0.01 mA	HHSVMCB2	26	311200 J07	034	
029	HIFI LOA 6D MS . 3RTN		HL3.-	-	H636	111SS-38			J		HHSVMCB2	26	311200 J07	033	
028	HIFI LOA 6D MS . 4		HL3.-	-	H636	111SS-38			K	400 Ohm, 0.01 mA	HHSVMCB2	26	311200 J07	035	
045	HIFI LOA 6D MS . 4RTN		HL3.-	-	H636	111SS-38			K		HHSVMCB2	26	311200 J07	024	
011	HIFI LOA 6D MS . 5		HL3.-	-	H636	111SS-38			L	400 Ohm, 0.01 mA	HHSVMCB2	26	311200 J07	023	
044	HIFI LOA 6D MS . 5RTN		HL3.-	-	H636	111SS-38			L		HHSVMCB2	26	311200 J07	014	
027	HIFI LOA 6D MS . SH636		HL3.-	-	H636	111SS-38				Cable H636 Shd con to SH637	HHSVMCB2	26	311200 J07	069	

Astrium GmbH	**Pin Allocation List**	Doc.No.: HP-2-ASED-IC-0014
Project: HERSCHEL	**(Harness)**	Issue: 1.0 Date: 21.04.2004
		Sheet: PAL-1 (of 2)

Connector: 111200 P02 **Function:** HIFI LOU LCU LO chain 1B **Conn.-Type:** SCC340100201BDDMA50PNMBFO

Item: HHLOU **Location:** 44 / LOU **Backshell:** CA-34-50

EMC-Category: 3I/LL Sig H fr CVVFT to SVMCB **Note: Signals of different EMC classes are routed via this Connector**

Pin	Signal Designation	Interface-Code Circuit	Signal	Pos.	Ch. ID	Wiring	Grouping: Shd	Cable	Twist	Comment	Target-Item	Location	Connector	Pin	New
CH	Overall Shield									Overall Shd con to CH					
-															
001	HIFI LOA 1B D . 1A		HLD.-	-	H108	TS6CM-22			1	0.05 Ohm 1200mA	HHSVMCB3	26	311300 J04	078	3. X 3.
001	HIFI LOA 1B D . 1B		HLD.-	-	H108	TS6CM-22			1	0.05 Ohm 1200mA	HHSVMCB3	26	311300 J04	089	3. X 3.
018	HIFI LOA 1B D . 1*		HLD.-	-	H108	TS6CM-22			1		HHSVMCB3	26	311300 J04	090	X
034	HIFI LOA 1B D . 1RTNA		HLD.-	-	H108	TS6CM-22			1	0.05 Ohm 1200mA	HHSVMCB3	26	311300 J04	100	3. X 3.
034	HIFI LOA 1B D . 1RTNB		HLD.-	-	H108	TS6CM-22			1	0.05 Ohm 1200mA	HHSVMCB3	26	311300 J04	101	3. X 3.
035	HIFI LOA 1B D . 1RTN*		HLD.-	-	H108	TS6CM-22			1		HHSVMCB3	26	311300 J04	079	X
-															
002	HIFI LOA 1B D . 2A		HLD.-	-	H108	TS6CM-22			2	0.05 Ohm 1200mA	HHSVMCB3	26	311300 J04	055	3. X 3.
002	HIFI LOA 1B D . 2B		HLD.-	-	H108	TS6CM-22			2	0.05 Ohm 1200mA	HHSVMCB3	26	311300 J04	056	3. X 3.
003	HIFI LOA 1B D . 2*		HLD.-	-	H108	TS6CM-22			2		HHSVMCB3	26	311300 J04	067	X
019	HIFI LOA 1B D . 2RTNA		HLD.-	-	H108	TS6CM-22			2	0.05 Ohm 1200mA	HHSVMCB3	26	311300 J04	044	3. X 3.
019	HIFI LOA 1B D . 2RTNB		HLD.-	-	H108	TS6CM-22			2	0.05 Ohm 1200mA	HHSVMCB3	26	311300 J04	045	3. X 3.
036	HIFI LOA 1B D . 2RTN*		HLD.-	-	H108	TS6CM-22			2		HHSVMCB3	26	311300 J04	066	X
041	HIFI LOA 1B D . SH108		HLD.-	-	H108	TS6CM-22				Cable H108 Shd	HHSVMCB3	26	311300 J04	068	X
-															
-															
004	HIFI LOA 1B G . 1		HLG.-	-	H109	TS4CM-28			3	1 Ohm, 100 mA Twisted	HHSVMCB3	26	311300 J04	097	
020	HIFI LOA 1B G . 1RTN		HLG.-	-	H109	TS4CM-28			3	1 Ohm, 100 mA	HHSVMCB3	26	311300 J04	098	
021	HIFI LOA 1B G . 2		HLG.-	-	H109	TS4CM-28			4	1 Ohm, 100 mA Twisted	HHSVMCB3	26	311300 J04	086	
037	HIFI LOA 1B G . 2RTN		HLG.-	-	H109	TS4CM-28			4	1 Ohm, 100 mA	HHSVMCB3	26	311300 J04	085	
042	HIFI LOA 1B G . SH109		HLG.-	-	H109	TS4CM-28				Cable H109 Shd	HHSVMCB3	26	311300 J04	074	
-															
023	HIFI LOA 1B . D1S		HLX.-	-	H110	081SS-38			5	400 Ohm, 0.001 mA Twisted	HHSVMCB3	26	311300 J04	118	
039	HIFI LOA 1B . D1SRT		HLX.-	-	H110	081SS-38			5	400 Ohm, 0.001 mA	HHSVMCB3	26	311300 J04	126	
007	HIFI LOA 1B . D2S		HLX.-	-	H110	081SS-38			6	400 Ohm, 0.001 mA Twisted	HHSVMCB3	26	311300 J04	119	
040	HIFI LOA 1B . D2SRT		HLX.-	-	H110	081SS-38			6	400 Ohm, 0.001 mA	HHSVMCB3	26	311300 J04	110	
005	HIFI LOA 1B . G1S		HLX.-	-	H110	081SS-38			7	400 Ohm, 0.001 mA Twisted	HHSVMCB3	26	311300 J04	127	
038	HIFI LOA 1B . G1SRT		HLX.-	-	H110	081SS-38			7	400 Ohm, 0.001 mA	HHSVMCB3	26	311300 J04	128	
006	HIFI LOA 1B . G2S		HLX.-	-	H110	081SS-38			8	400 Ohm, 0.001 mA Twisted	HHSVMCB3	26	311300 J04	111	
022	HIFI LOA 1B . G2SRT		HLX.-	-	H110	081SS-38			8	400 Ohm, 0.001 mA	HHSVMCB3	26	311300 J04	120	
043	HIFI LOA 1B . SH110		HLX.-	-	H110	081SS-38				Cable H110 Shd	HHSVMCB3	26	311300 J04	109	
-															
008	HIFI LOA 1B T . VP		HLT.-	-	H111	041SS-38			9	400 Ohm, 0.001 mA Twisted	HHSVMCB3	26	311300 J04	092	
009	HIFI LOA 1B T . VN		HLT.-	-	H111	041SS-38			9	400 Ohm, 0.001 mA Twisted	HHSVMCB3	26	311300 J04	104	
024	HIFI LOA 1B T . IP		HLT.-	-	H111	041SS-38			9	400 Ohm, 1 mA Twisted	HHSVMCB3	26	311300 J04	093	
025	HIFI LOA 1B T . IN		HLT.-	-	H111	041SS-38			9	400 Ohm, 1 mA Twisted	HHSVMCB3	26	311300 J04	081	

Astrium GmbH	**Pin Allocation List**	Doc.No.: HP-2-ASED-IC-0014
Project: HERSCHEL	**(Harness)**	Issue: 1.0 Date: 21.04.2004
		Sheet: PAL-2 (of 2)

Connector: 111200 P02 **Function:** HIFI LOU LCU LO chain 1B **Conn.-Type:** SCC340100201BDDMA50PNMBFO

Item: HHLOU **Location:** 44 / LOU **Backshell:** CA-34-50

EMC-Category: 3I/LL Sig H fr CVVFT to SVMCB **Note: Signals of different EMC classes are routed via this Connector**

Pin	Signal Designation	Interface-Code Circuit	Signal	Pos.	Ch. ID	Wiring	Grouping: Shd	Cable	Twist	Comment	Target-Item	Location	Connector	Pin	New
027	HIFI LOA 1B T . SH111		HLT.-	-	H111	041SS-38				Cable H111 Shd	HHSVMCB3	26	311300 J04	070	
-															
010	HIFI LOA 1B P . L		HLP.-	-	H112	TS2CM-28			A	1 Ohm, 250 mA Twisted	HHSVMCB3	26	311300 J04	039	
026	HIFI LOA 1B P . LRTN		HLP.-	-	H112	TS2CM-28			A	1 Ohm, 250 mA	HHSVMCB3	26	311300 J04	040	
044	HIFI LOA 1B P . SH112		HLP.-	-	H112	TS2CM-28				Cable H112 Shd	HHSVMCB3	26	311300 J04	028	
-															
016	HIFI LOA 1B M . 1		HL5.-	-	H114	041BS-38			B	50 Ohm, 10 mA Twisted	HHSVMCB3	26	311300 J04	112	
049	HIFI LOA 1B M . 1RTN		HL5.-	-	H114	041BS-38			B	50 Ohm, 10 mA	HHSVMCB3	26	311300 J04	121	
017	HIFI LOA 1B M . 2		HL5.-	-	H114	041BS-38			C	50 Ohm, 10 mA Twisted	HHSVMCB3	26	311300 J04	113	
050	HIFI LOA 1B M . 2RTN		HL5.-	-	H114	041BS-38			C	50 Ohm, 10 mA	HHSVMCB3	26	311300 J04	102	
031	HIFI LOA 1B M . SH114		HL5.-	-	H114	041BS-38				Cable H114 Shd	HHSVMCB3	26	311300 J04	091	
-															
014	HIFI LOA 1B MS . 1		HL1.-	-	H113	041SS-38			D	400 Ohm, 0.01 mA Twisted	HHSVMCB3	26	311300 J04	117	
047	HIFI LOA 1B MS . 1RTN		HL1.-	-	H113	041SS-38			D	400 Ohm, 0.01 mA	HHSVMCB3	26	311300 J04	124	
013	HIFI LOA 1B MS . 2		HL1.-	-	H113	041SS-38			E	400 Ohm, 0.01 mA Twisted	HHSVMCB3	26	311300 J04	123	
046	HIFI LOA 1B MS . 2RTN		HL1.-	-	H113	041SS-38			E	400 Ohm, 0.01 mA	HHSVMCB3	26	311300 J04	116	
028	HIFI LOA 1B MS . SH113		HL1.-	-	H113	041SS-38				Cable H113 Shd	HHSVMCB3	26	311300 J04	125	
-															
011	NC														
045	NC														
012	NC														
029	NC														
030	NC														
015	NC														
048	NC														
032	NC														
033	NC														

Astrium GmbH	**Pin Allocation List**	Doc.No.: HP-2-ASED-IC-0014
Project: HERSCHEL	**(Harness)**	Issue: 1.0 Date: 21.04.2004
		Sheet: PAL-1 (of 2)

Connector: 111200 P04 **Function:** HIFI LOU LCU LO chain 2B **Conn.-Type:** SCC340100201BDDMA50PNMBFO

Item: HHLOU **Location:** 44 / LOU **Backshell:** CA-34-50

EMC-Category: 3I/LL Sig H fr CVVFT to SVMCB **Note: Signals of different EMC classes are routed via this Connector**

Pin	Signal Designation	Interface-Code Circuit	Signal	Pos.	Ch. ID	Wiring	Grouping: Shd	Cable	Twist	Comment	Target-Item	Location	Connector	Pin	New	
CH	Overall Shield									Overall Shd con to CH						
-																
001	HIFI LOA 2B D . 1A		HLD.-	-	H208	TS6CM-22			1	0.05 Ohm, 1500 mA	HHSVMCB3	26	311300 J04	064	3.	3.
001	HIFI LOA 2B D . 1B		HLD.-	-	H208	TS6CM-22			1	0.05 Ohm, 1500 mA	HHSVMCB3	26	311300 J04	087	3.	3.
018	HIFI LOA 2B D . 1*		HLD.-	-	H208	TS6CM-22			1		HHSVMCB3	26	311300 J04	088		
034	HIFI LOA 2B D . 1RTNA		HLD.-	-	H208	TS6CM-22			1	0.05 Ohm, 1500 mA	HHSVMCB3	26	311300 J04	075	3.	3.
034	HIFI LOA 2B D . 1RTNB		HLD.-	-	H208	TS6CM-22			1	0.05 Ohm, 1500 mA	HHSVMCB3	26	311300 J04	076	3.	3.
035	HIFI LOA 2B D . 1RTN*		HLD.-	-	H208	TS6CM-22			1		HHSVMCB3	26	311300 J04	099		
-																
002	HIFI LOA 2B D . 2A		HLD.-	-	H208	TS6CM-22			2	0.05 Ohm, 1500 mA	HHSVMCB3	26	311300 J04	031	3.	3.
002	HIFI LOA 2B D . 2B		HLD.-	-	H208	TS6CM-22			2	0.05 Ohm, 1500 mA	HHSVMCB3	26	311300 J04	053	3.	3.
003	HIFI LOA 2B D . 2*		HLD.-	-	H208	TS6CM-22			2		HHSVMCB3	26	311300 J04	054		
019	HIFI LOA 2B D . 2RTNA		HLD.-	-	H208	TS6CM-22			2	0.05 Ohm, 1500 mA	HHSVMCB3	26	311300 J04	042	3.	3.
019	HIFI LOA 2B D . 2RTNB		HLD.-	-	H208	TS6CM-22			2	0.05 Ohm, 1500 mA	HHSVMCB3	26	311300 J04	043	3.	3.
036	HIFI LOA 2B D . 2RTN*		HLD.-	-	H208	TS6CM-22			2		HHSVMCB3	26	311300 J04	065		
041	HIFI LOA 2B D . SH208		HLD.-	-	H208	TS6CM-22				Cable H208 Shd	HHSVMCB3	26	311300 J04	077		
-																
-																
004	HIFI LOA 2B G . 1		HLG.-	-	H209	TS4CM-28			3	1Ohm, 100 mA	HHSVMCB3	26	311300 J04	063		
020	HIFI LOA 2B G . 1RTN		HLG.-	-	H209	TS4CM-28			3		HHSVMCB3	26	311300 J04	062		
021	HIFI LOA 2B G . 2		HLG.-	-	H209	TS4CM-28			4	1Ohm, 100 mA	HHSVMCB3	26	311300 J04	051		
037	HIFI LOA 2B G . 2RTN		HLG.-	-	H209	TS4CM-28			4		HHSVMCB3	26	311300 J04	052		
042	HIFI LOA 2B G . SH209		HLG.-	-	H209	TS4CM-28				Cable H209 Shd	HHSVMCB3	26	311300 J04	073		
-																
023	HIFI LOA 2B . D1S		HLX.-	-	H210	081SS-38			5		HHSVMCB3	26	311300 J04	037		
039	HIFI LOA 2B . D1SRT		HLX.-	-	H210	081SS-38			5		HHSVMCB3	26	311300 J04	049		
007	HIFI LOA 2B . D2S		HLX.-	-	H210	081SS-38			6	400Ohm, 0.001 mA	HHSVMCB3	26	311300 J04	038		
040	HIFI LOA 2B . D2SRT		HLX.-	-	H210	081SS-38			6		HHSVMCB3	26	311300 J04	026		
005	HIFI LOA 2B . G1S		HLX.-	-	H210	081SS-38			7	400Ohm, 0.001 mA	HHSVMCB3	26	311300 J04	016		
038	HIFI LOA 2B . G1SRT		HLX.-	-	H210	081SS-38			7		HHSVMCB3	26	311300 J04	027		
006	HIFI LOA 2B . G2S		HLX.-	-	H210	081SS-38			8	400Ohm, 0.001 mA	HHSVMCB3	26	311300 J04	015		
022	HIFI LOA 2B . G2SRT		HLX.-	-	H210	081SS-38			8		HHSVMCB3	26	311300 J04	008		
043	HIFI LOA 2B . SH210		HLX.-	-	H210	081SS-38				Cable H210 Shd	HHSVMCB3	26	311300 J04	025		
-																
008	HIFI LOA 2B T . VP		HLT.-	-	H211	041SS-38			9	400Ohm, 0,001 mA	HHSVMCB3	26	311300 J04	009		
009	HIFI LOA 2B T . VN		HLT.-	-	H211	041SS-38			9		HHSVMCB3	26	311300 J04	017		
024	HIFI LOA 2B T . IP		HLT.-	-	H211	041SS-38			9	400 Ohm, 1 mA	HHSVMCB3	26	311300 J04	001		
025	HIFI LOA 2B T . IN		HLT.-	-	H211	041SS-38			9		HHSVMCB3	26	311300 J04	002		
027	HIFI LOA 2B T . SH211		HLT.-	-	H211	041SS-38				Cable H211 Shd	HHSVMCB3	26	311300 J04	003		

Astrium GmbH	**Pin Allocation List**	Doc.No.: HP-2-ASED-IC-0014
Project: HERSCHEL	**(Harness)**	Issue: 1.0 Date: 21.04.2004
		Sheet: PAL-2 (of 2)

Connector: 111200 P04 **Function:** HIFI LOU LCU LO chain 2B **Conn.-Type:** SCC340100201BDDMA50PNMBFO

Item: HHLOU **Location:** 44 / LOU **Backshell:** CA-34-50

EMC-Category: 3I/LL Sig H fr CVVFT to SVMCB **Note: Signals of different EMC classes are routed via this Connector**

Pin	Signal Designation	Interface-Code Circuit	Signal	Pos.	Grouping: Ch. ID	Wiring	Shd	Cable	Twist	Comment	Target-Item	Location	Connector	Pin	New
-															
010	HIFI LOA 2B P . L		HLP.-	-	H212	TS2CM-28			A	1Ohm, 250 mA	HHSVMCB3	26	311300 J04	029	
026	HIFI LOA 2B P . LRTN		HLP.-	-	H212	TS2CM-28			A		HHSVMCB3	26	311300 J04	030	
044	HIFI LOA 2B P . SH212		HLP.-	-	H212	TS2CM-28				Cable H212 Shd	HHSVMCB3	26	311300 J04	041	
-															
015	HIFI LOA 2B M . 1		HL6.-	-	H214	061BS-38			B	50 Ohm, 10 mA	HHSVMCB3	26	311300 J04	032	
048	HIFI LOA 2B M . 1RTN		HL6.-	-	H214	061BS-38			B		HHSVMCB3	26	311300 J04	033	
016	HIFI LOA 2B M . 2		HL6.-	-	H214	061BS-38			C	50 Ohm, 10 mA	HHSVMCB3	26	311300 J04	023	
049	HIFI LOA 2B M . 2RTN		HL6.-	-	H214	061BS-38			C		HHSVMCB3	26	311300 J04	022	
017	HIFI LOA 2B M . 3		HL6.-	-	H214	061BS-38			D	50 Ohm, 10 mA	HHSVMCB3	26	311300 J04	014	
050	HIFI LOA 2B M . 3RTN		HL6.-	-	H214	061BS-38			D		HHSVMCB3	26	311300 J04	007	
031	HIFI LOA 2B M . SH214		HL6.-	-	H214	061BS-38				Cable H214 Shd	HHSVMCB3	26	311300 J04	006	
-															
014	HIFI LOA 2B MS . 1		HL2.-	-	H213	061SS-38			E	400 Ohm, 0.01 mA	HHSVMCB3	26	311300 J04	058	
047	HIFI LOA 2B MS . 1RTN		HL2.-	-	H213	061SS-38			E		HHSVMCB3	26	311300 J04	057	
013	HIFI LOA 2B MS . 2		HL2.-	-	H213	061SS-38			F	400 Ohm, 0.01 mA	HHSVMCB3	26	311300 J04	046	
046	HIFI LOA 2B MS . 2RTN		HL2.-	-	H213	061SS-38			F		HHSVMCB3	26	311300 J04	047	
012	HIFI LOA 2B MS . 3		HL2.-	-	H213	061SS-38			G	400 Ohm, 0.01 mA	HHSVMCB3	26	311300 J04	034	
045	HIFI LOA 2B MS . 3RTN		HL2.-	-	H213	061SS-38			G		HHSVMCB3	26	311300 J04	035	
028	HIFI LOA 2B MS . SH213		HL2.-	-	H213	061SS-38				Cable H213 Shd	HHSVMCB3	26	311300 J04	069	
-															
011	NC														
029	NC														
030	NC														
032	NC														
033	NC														

Astrium GmbH	**Pin Allocation List**	Doc.No.: HP-2-ASED-IC-0014
Project: HERSCHEL	**(Harness)**	Issue: 1.0 Date: 21.04.2004
		Sheet: PAL-1 (of 2)

Connector: 111200 P06 **Function:** HIFI LOU LCU LO chain 3B **Conn.-Type:** SCC340100201BDDMA50PNMBFO

Item: HHLOU **Location:** 44 / LOU **Backshell:** CA-34-50

EMC-Category: 3I/LL Sig H fr CVVFT to SVMCB **Note: Signals of different EMC classes are routed via this Connector**

Pin	Signal Designation	Interface-Code Circuit	Signal	Pos.	Grouping: Ch. ID	Wiring	Shd	Cable	Twist	Comment	Target-Item	Location	Connector	Pin	New
CH	Overall Shield									Overall Shd con to CH					
-															
001	HIFI LOA 3B D . 1A		HLD.-	-	H308	TS6CM-22			1	0.05 Ohm, 1500 mA	HHSVMCB3	26	311300 J01	078	3. 3. 3.
001	HIFI LOA 3B D . 1B		HLD.-	-	H308	TS6CM-22			1	0.05 Ohm, 1500 mA	HHSVMCB3	26	311300 J01	089	3. 3. 3.
018	HIFI LOA 3B D . 1*		HLD.-	-	H308	TS6CM-22			1		HHSVMCB3	26	311300 J01	090	3.
034	HIFI LOA 3B D . 1RTNA		HLD.-	-	H308	TS6CM-22			1	0.05 Ohm, 1500 mA	HHSVMCB3	26	311300 J01	100	3. 3. 3.
034	HIFI LOA 3B D . 1RTNB		HLD.-	-	H308	TS6CM-22			1	0.05 Ohm, 1500 mA	HHSVMCB3	26	311300 J01	101	3. 3. 3.
035	HIFI LOA 3B D . 1RTN*		HLD.-	-	H308	TS6CM-22			1		HHSVMCB3	26	311300 J01	079	3.
-															
002	HIFI LOA 3B D . 2A		HLD.-	-	H308	TS6CM-22			2	0.05 Ohm, 1500 mA	HHSVMCB3	26	311300 J01	055	3. 3. 3.
002	HIFI LOA 3B D . 2B		HLD.-	-	H308	TS6CM-22			2	0.05 Ohm, 1500 mA	HHSVMCB3	26	311300 J01	056	3. 3. 3.
003	HIFI LOA 3B D . 2*		HLD.-	-	H308	TS6CM-22			2		HHSVMCB3	26	311300 J01	067	3.
019	HIFI LOA 3B D . 2RTNA		HLD.-	-	H308	TS6CM-22			2	0.05 Ohm, 1500 mA	HHSVMCB3	26	311300 J01	044	3. 3. 3.
019	HIFI LOA 3B D . 2RTNB		HLD.-	-	H308	TS6CM-22			2	0.05 Ohm, 1500 mA	HHSVMCB3	26	311300 J01	045	3. 3. 3.
036	HIFI LOA 3B D . 2RTN*		HLD.-	-	H308	TS6CM-22			2		HHSVMCB3	26	311300 J01	066	3.
041	HIFI LOA 3B D . SH308		HLD.-	-	H308	TS6CM-22				Cable H308 Shd	HHSVMCB3	26	311300 J01	068	3.
-															
-															
004	HIFI LOA 3B G . 1		HLG.-	-	H309	TS4CM-28			3	1 Ohm, 100 mA	HHSVMCB3	26	311300 J01	097	
020	HIFI LOA 3B G . 1RTN		HLG.-	-	H309	TS4CM-28			3		HHSVMCB3	26	311300 J01	098	
021	HIFI LOA 3B G . 2		HLG.-	-	H309	TS4CM-28			4	1 Ohm, 100 mA	HHSVMCB3	26	311300 J01	086	
037	HIFI LOA 3B G . 2RTN		HLG.-	-	H309	TS4CM-28			4		HHSVMCB3	26	311300 J01	085	
042	HIFI LOA 3B G . SH309		HLG.-	-	H309	TS4CM-28				Cable H309 Shd	HHSVMCB3	26	311300 J01	074	
-															
023	HIFI LOA 3B . D1S		HLX.-	-	H310	081SS-38			5	400 Ohm, 0.001 mA	HHSVMCB3	26	311300 J01	118	
039	HIFI LOA 3B . D1SRT		HLX.-	-	H310	081SS-38			5		HHSVMCB3	26	311300 J01	126	
007	HIFI LOA 3B . D2S		HLX.-	-	H310	081SS-38			6	400 Ohm, 0.001 mA	HHSVMCB3	26	311300 J01	119	
040	HIFI LOA 3B . D2SRT		HLX.-	-	H310	081SS-38			6		HHSVMCB3	26	311300 J01	110	
005	HIFI LOA 3B . G1S		HLX.-	-	H310	081SS-38			7	400 Ohm, 0.001 mA	HHSVMCB3	26	311300 J01	127	
038	HIFI LOA 3B . G1SRT		HLX.-	-	H310	081SS-38			7		HHSVMCB3	26	311300 J01	128	
006	HIFI LOA 3B . G2S		HLX.-	-	H310	081SS-38			8	400 Ohm, 0.001 mA	HHSVMCB3	26	311300 J01	111	
022	HIFI LOA 3B . G2SRT		HLX.-	-	H310	081SS-38			8		HHSVMCB3	26	311300 J01	120	
043	HIFI LOA 3B . SH310		HLX.-	-	H310	081SS-38				Cable H310 Shd	HHSVMCB3	26	311300 J01	109	
-															
008	HIFI LOA 3B T . VP		HLT.-	-	H311	041SS-38			9	400 Ohm, 0,001 mA	HHSVMCB3	26	311300 J01	092	
009	HIFI LOA 3B T . VN		HLT.-	-	H311	041SS-38			9		HHSVMCB3	26	311300 J01	104	
024	HIFI LOA 3B T . IP		HLT.-	-	H311	041SS-38			9	400 Ohm, 1 mA	HHSVMCB3	26	311300 J01	093	
025	HIFI LOA 3B T . IN		HLT.-	-	H311	041SS-38			9		HHSVMCB3	26	311300 J01	081	

Astrium GmbH	**Pin Allocation List**	Doc.No.: HP-2-ASED-IC-0014
Project: HERSCHEL	**(Harness)**	Issue: 1.0 Date: 21.04.2004
		Sheet: PAL-2 (of 2)

Connector: 111200 P06 **Function:** HIFI LOU LCU LO chain 3B **Conn.-Type:** SCC340100201BDDMA50PNMBFO

Item: HHLOU **Location:** 44 / LOU **Backshell:** CA-34-50

EMC-Category: 3I/LL Sig H fr CVVFT to SVMCB **Note: Signals of different EMC classes are routed via this Connector**

Pin	Signal Designation	Interface-Code Circuit	Signal	Pos.	Ch. ID	Wiring	Grouping: Shd	Cable	Twist	Comment	Target-Item	Location	Connector	Pin	New
027	HIFI LOA 3B T . SH311		HLT.-	-	H311	041SS-38				Cable H311 Shd	HHSVMCB3	26	311300 J01	070	
-															
010	HIFI LOA 3B P . L		HLP.-	-	H312	TS2CM-28			A	1 Ohm, 250 mA	HHSVMCB3	26	311300 J01	039	
026	HIFI LOA 3B P . LRTN		HLP.-	-	H312	TS2CM-28			A		HHSVMCB3	26	311300 J01	040	
044	HIFI LOA 3B P . SH312		HLP.-	-	H312	TS2CM-28				Cable H312 Shd	HHSVMCB3	26	311300 J01	028	
-															
015	HIFI LOA 3B M . 1		HL6.-	-	H314	061BS-38			B	50 Ohm, 10 mA	HHSVMCB3	26	311300 J01	112	
048	HIFI LOA 3B M . 1RTN		HL6.-	-	H314	061BS-38			B		HHSVMCB3	26	311300 J01	121	
016	HIFI LOA 3B M . 2		HL6.-	-	H314	061BS-38			C	50 Ohm, 10 mA	HHSVMCB3	26	311300 J01	113	
049	HIFI LOA 3B M . 2RTN		HL6.-	-	H314	061BS-38			C		HHSVMCB3	26	311300 J01	102	
017	HIFI LOA 3B M . 3		HL6.-	-	H314	061BS-38			D	50 Ohm, 10 mA	HHSVMCB3	26	311300 J01	103	
050	HIFI LOA 3B M . 3RTN		HL6.-	-	H314	061BS-38			D		HHSVMCB3	26	311300 J01	114	
031	HIFI LOA 3B M . SH314		HL6.-	-	H314	061BS-38				Cable H314 Shd	HHSVMCB3	26	311300 J01	091	
-															
014	HIFI LOA 3B MS . 1		HL2.-	-	H313	061SS-38			E	400 Ohm, 0.01 mA	HHSVMCB3	26	311300 J01	117	
047	HIFI LOA 3B MS . 1RTN		HL2.-	-	H313	061SS-38			E		HHSVMCB3	26	311300 J01	124	
013	HIFI LOA 3B MS . 2		HL2.-	-	H313	061SS-38			F	400 Ohm, 0.01 mA	HHSVMCB3	26	311300 J01	123	
046	HIFI LOA 3B MS . 2RTN		HL2.-	-	H313	061SS-38			F		HHSVMCB3	26	311300 J01	116	
012	HIFI LOA 3B MS . 3		HL2.-	-	H313	061SS-38			G	400 Ohm, 0.01 mA	HHSVMCB3	26	311300 J01	107	
045	HIFI LOA 3B MS . 3RTN		HL2.-	-	H313	061SS-38			G		HHSVMCB3	26	311300 J01	122	
028	HIFI LOA 3B MS . SH313		HL2.-	-	H313	061SS-38				Cable H313 Shd	HHSVMCB3	26	311300 J01	125	
-															
011	NC														
029	NC														
030	NC														
032	NC														
033	NC														

Astrium GmbH	**Pin Allocation List**	Doc.No.: HP-2-ASED-IC-0014
Project: HERSCHEL	**(Harness)**	Issue: 1.0 Date: 21.04.2004
		Sheet: PAL-1 (of 2)

Connector: 111200 P08 **Function:** HIFI LOU LCU LO chain 4B **Conn.-Type:** SCC340100201BDDMA50PNMBFO

Item: HHLOU **Location:** 44 / LOU **Backshell:** CA-34-50

EMC-Category: 3I/LL Sig H fr CVVFT to SVMCB **Note: Signals of different EMC classes are routed via this Connector**

Pin	Signal Designation	Interface-Code Circuit	Signal	Pos.	Ch. ID	Wiring	Grouping: Shd	Cable	Twist	Comment	Target-Item	Location	Connector	Pin	New
CH	Overall Shield									Overall Shd con to CH					
-															
001	HIFI LOA 4B D . 1A		HLD.-	-	H408	TS6CM-22			1	0.05 Ohm, 1500 mA	HHSVMCB3	26	311300 J01	064	3. 3. 3.
001	HIFI LOA 4B D . 1B		HLD.-	-	H408	TS6CM-22			1	0.05 Ohm, 1500 mA	HHSVMCB3	26	311300 J01	087	3. 3. 3.
018	HIFI LOA 4B D . 1*		HLD.-	-	H408	TS6CM-22			1		HHSVMCB3	26	311300 J01	088	3.
034	HIFI LOA 4B D . 1RTNA		HLD.-	-	H408	TS6CM-22			1	0.05 Ohm, 1500 mA	HHSVMCB3	26	311300 J01	075	3. 3. 3.
034	HIFI LOA 4B D . 1RTNB		HLD.-	-	H408	TS6CM-22			1	.05 Ohm, 1500 mA	HHSVMCB3	26	311300 J01	076	3. 3. 3.
035	HIFI LOA 4B D . 1RTN*		HLD.-	-	H408	TS6CM-22			1	1 wire Tweisted 1	HHSVMCB3	26	311300 J01	099	3.
-															
002	HIFI LOA 4B D . 2A		HLD.-	-	H408	TS6CM-22			2	0.05 Ohm, 1500 mA	HHSVMCB3	26	311300 J01	031	3. 3. 3.
002	HIFI LOA 4B D . 2B		HLD.-	-	H408	TS6CM-22			2	0.05 Ohm, 1500 mA	HHSVMCB3	26	311300 J01	053	3. 3. 3.
003	HIFI LOA 4B D . 2*		HLD.-	-	H408	TS6CM-22			2		HHSVMCB3	26	311300 J01	054	3.
019	HIFI LOA 4B D . 2RTNA		HLD.-	-	H408	TS6CM-22			2	0.05 Ohm, 1500 mA	HHSVMCB3	26	311300 J01	042	3. 3. 3.
019	HIFI LOA 4B D . 2RTNB		HLD.-	-	H408	TS6CM-22			2	0.05 Ohm, 1500 mA	HHSVMCB3	26	311300 J01	043	3. 3. 3.
036	HIFI LOA 4B D . 2RTN*		HLD.-	-	H408	TS6CM-22			2		HHSVMCB3	26	311300 J01	065	3.
041	HIFI LOA 4B D . SH408		HLD.-	-	H408	TS6CM-22				Cable H408 Shd	HHSVMCB3	26	311300 J01	077	3.
-															
-															
004	HIFI LOA 4B G . 1		HLG.-	-	H409	TS4CM-28			3	1 Ohm, 100 mA	HHSVMCB3	26	311300 J01	063	
020	HIFI LOA 4B G . 1RTN		HLG.-	-	H409	TS4CM-28			3		HHSVMCB3	26	311300 J01	062	
021	HIFI LOA 4B G . 2		HLG.-	-	H409	TS4CM-28			4	1 Ohm, 100 mA	HHSVMCB3	26	311300 J01	051	
037	HIFI LOA 4B G . 2RTN		HLG.-	-	H409	TS4CM-28			4		HHSVMCB3	26	311300 J01	052	
042	HIFI LOA 4B G . SH409		HLG.-	-	H409	TS4CM-28				Cable H409 Shd	HHSVMCB3	26	311300 J01	073	
-															
023	HIFI LOA 4B . D1S		HLX.-	-	H410	081SS-38			5	400 Ohm, 0.001 mA	HHSVMCB3	26	311300 J01	037	
039	HIFI LOA 4B . D1SRT		HLX.-	-	H410	081SS-38			5		HHSVMCB3	26	311300 J01	049	
007	HIFI LOA 4B . D2S		HLX.-	-	H410	081SS-38			6	400 Ohm, 0.001 mA	HHSVMCB3	26	311300 J01	038	
040	HIFI LOA 4B . D2SRT		HLX.-	-	H410	081SS-38			6		HHSVMCB3	26	311300 J01	026	
005	HIFI LOA 4B . G1S		HLX.-	-	H410	081SS-38			7	400 Ohm, 0.001 mA	HHSVMCB3	26	311300 J01	016	
038	HIFI LOA 4B . G1SRT		HLX.-	-	H410	081SS-38			7		HHSVMCB3	26	311300 J01	027	
006	HIFI LOA 4B . G2S		HLX.-	-	H410	081SS-38			8	400 Ohm, 0.001 mA	HHSVMCB3	26	311300 J01	015	
022	HIFI LOA 4B . G2SRT		HLX.-	-	H410	081SS-38			8		HHSVMCB3	26	311300 J01	008	
043	HIFI LOA 4B . SH410		HLX.-	-	H410	081SS-38				Cable H410 Shd	HHSVMCB3	26	311300 J01	025	
-															
008	HIFI LOA 4B T . VP		HLT.-	-	H411	041SS-38			9	400 Ohm, 0,001 mA	HHSVMCB3	26	311300 J01	009	
009	HIFI LOA 4B T . VN		HLT.-	-	H411	041SS-38			9		HHSVMCB3	26	311300 J01	017	
024	HIFI LOA 4B T . IP		HLT.-	-	H411	041SS-38			9	400 Ohm, 1 mA	HHSVMCB3	26	311300 J01	001	
025	HIFI LOA 4B T . IN		HLT.-	-	H411	041SS-38			9		HHSVMCB3	26	311300 J01	002	

Astrium GmbH	**Pin Allocation List**	Doc.No.: HP-2-ASED-IC-0014
Project: HERSCHEL	**(Harness)**	Issue: 1.0 Date: 21.04.2004
		Sheet: PAL-2 (of 2)

Connector: 111200 P08 **Function:** HIFI LOU LCU LO chain 4B **Conn.-Type:** SCC340100201BDDMA50PNMBFO

Item: HHLOU **Location:** 44 / LOU **Backshell:** CA-34-50

EMC-Category: 3I/LL Sig H fr CVVFT to SVMCB **Note: Signals of different EMC classes are routed via this Connector**

Pin	Signal Designation	Interface-Code Circuit	Signal	Pos.	Ch. ID	Wiring	Grouping: Shd	Cable	Twist	Comment	Target-Item	Location	Connector	Pin	New
027	HIFI LOA 4B T . SH411		HLT.-	-	H411	041SS-38				Cable H411 Shd	HHSVMCB3	26	311300 J01	003	
-															
010	HIFI LOA 4B P . L		HLP.-	-	H412	TS2CM-28			A	1 Ohm, 250 mA	HHSVMCB3	26	311300 J01	029	
026	HIFI LOA 4B P . LRTN		HLP.-	-	H412	TS2CM-28			A		HHSVMCB3	26	311300 J01	030	
044	HIFI LOA 4B P . SH412		HLP.-	-	H412	TS2CM-28				Cable H412 Shd	HHSVMCB3	26	311300 J01	041	
-															
015	HIFI LOA 4B M . 1		HL6.-	-	H414	061BS-38			B	50 Ohm, 10 mA	HHSVMCB3	26	311300 J01	032	
048	HIFI LOA 4B M . 1RTN		HL6.-	-	H414	061BS-38			B		HHSVMCB3	26	311300 J01	033	
016	HIFI LOA 4B M . 2		HL6.-	-	H414	061BS-38			C	50 Ohm, 10 mA	HHSVMCB3	26	311300 J01	023	
049	HIFI LOA 4B M . 2RTN		HL6.-	-	H414	061BS-38			C		HHSVMCB3	26	311300 J01	022	
017	HIFI LOA 4B M . 3		HL6.-	-	H414	061BS-38			D	50 Ohm, 10 mA	HHSVMCB3	26	311300 J01	014	
050	HIFI LOA 4B M . 3RTN		HL6.-	-	H414	061BS-38			D		HHSVMCB3	26	311300 J01	007	
031	HIFI LOA 4B M . SH414		HL6.-	-	H414	061BS-38				Cable H414 Shd	HHSVMCB3	26	311300 J01	006	
-															
014	HIFI LOA 4B MS . 1		HL2.-	-	H413	061SS-38			E	400 Ohm, 0.01 mA	HHSVMCB3	26	311300 J01	058	
047	HIFI LOA 4B MS . 1RTN		HL2.-	-	H413	061SS-38			E		HHSVMCB3	26	311300 J01	057	
013	HIFI LOA 4B MS . 2		HL2.-	-	H413	061SS-38			F	400 Ohm, 0.01 mA	HHSVMCB3	26	311300 J01	046	
046	HIFI LOA 4B MS . 2RTN		HL2.-	-	H413	061SS-38			F		HHSVMCB3	26	311300 J01	047	
012	HIFI LOA 4B MS . 3		HL2.-	-	H413	061SS-38			G	400 Ohm, 0.01 mA	HHSVMCB3	26	311300 J01	034	
045	HIFI LOA 4B MS . 3RTN		HL2.-	-	H413	061SS-38			G		HHSVMCB3	26	311300 J01	035	
028	HIFI LOA 4B MS . SH413		HL2.-	-	H413	061SS-38				Cable H413 Shd	HHSVMCB3	26	311300 J01	069	
-															
011	NC														
029	NC														
030	NC														
032	NC														
033	NC														

Astrium GmbH	**Pin Allocation List**	Doc.No.: HP-2-ASED-IC-0014
Project: HERSCHEL	**(Harness)**	Issue: 1.0 Date: 21.04.2004
		Sheet: PAL-1 (of 2)

Connector: 111200 P10 **Function:** HIFI LOU LCU LO chain 5B **Conn.-Type:** SCC340100201BDDMA50PNMBFO

Item: HHLOU **Location:** 44 / LOU **Backshell:** CA-34-50

EMC-Category: 3I/LL Sig H fr CVVFT to SVMCB **Note: Signals of different EMC classes are routed via this Connector**

Pin	Signal Designation	Interface-Code Circuit	Signal	Pos.	Ch. ID	Wiring	Grouping: Shd	Cable	Twist	Comment	Target-Item	Location	Connector	Pin	New
CH	Overall Shield									Overall Shd con to CH					
-															
001	HIFI LOA 5B D . 1A		HLD.-	-	H508	TS6CM-22			1	0.05 Ohm, 1500 mA	HHSVMCB2	26	311200 J08	078	3. 3. 3.
001	HIFI LOA 5B D . 1B		HLD.-	-	H508	TS6CM-22			1	0.05 Ohm, 1500 mA	HHSVMCB2	26	311200 J08	089	3. 3. 3.
018	HIFI LOA 5B D . 1*		HLD.-	-	H508	TS6CM-22			1		HHSVMCB2	26	311200 J08	090	3.
034	HIFI LOA 5B D . 1RTNA		HLD.-	-	H508	TS6CM-22			1	0.05 Ohm, 1500 mA	HHSVMCB2	26	311200 J08	100	3. 3. 3.
034	HIFI LOA 5B D . 1RTNB		HLD.-	-	H508	TS6CM-22			1	0.05 Ohm, 1500 mA	HHSVMCB2	26	311200 J08	101	3. 3. 3.
035	HIFI LOA 5B D . 1RTN*		HLD.-	-	H508	TS6CM-22			1		HHSVMCB2	26	311200 J08	079	3.
-															
002	HIFI LOA 5B D . 2A		HLD.-	-	H508	TS6CM-22			2	0.05 Ohm, 1500 mA	HHSVMCB2	26	311200 J08	055	3. 3. 3.
002	HIFI LOA 5B D . 2B		HLD.-	-	H508	TS6CM-22			2	0.05 Ohm, 1500 mA	HHSVMCB2	26	311200 J08	056	3. 3. 3.
003	HIFI LOA 5B D . 2*		HLD.-	-	H508	TS6CM-22			2		HHSVMCB2	26	311200 J08	067	3.
019	HIFI LOA 5B D . 2RTNA		HLD.-	-	H508	TS6CM-22			2	0.05 Ohm, 1500 mA	HHSVMCB2	26	311200 J08	044	3. 3. 3.
019	HIFI LOA 5B D . 2RTNB		HLD.-	-	H508	TS6CM-22			2	0.05 Ohm, 1500 mA	HHSVMCB2	26	311200 J08	045	3. 3. 3.
036	HIFI LOA 5B D . 2RTN*		HLD.-	-	H508	TS6CM-22			2		HHSVMCB2	26	311200 J08	066	3.
041	HIFI LOA 5B D . SH508		HLD.-	-	H508	TS6CM-22				Cable H508 Shd	HHSVMCB2	26	311200 J08	068	3.
-															
-															
004	HIFI LOA 5B G . 1		HLG.-	-	H509	TS4CM-28			3	1 Ohm, 100 mA	HHSVMCB2	26	311200 J08	097	
020	HIFI LOA 5B G . 1RTN		HLG.-	-	H509	TS4CM-28			3		HHSVMCB2	26	311200 J08	098	
021	HIFI LOA 5B G . 2		HLG.-	-	H509	TS4CM-28			4	1 Ohm, 100 mA	HHSVMCB2	26	311200 J08	086	
037	HIFI LOA 5B G . 2RTN		HLG.-	-	H509	TS4CM-28			4		HHSVMCB2	26	311200 J08	085	
042	HIFI LOA 5B G . SH509		HLG.-	-	H509	TS4CM-28				Cable H509 Shd	HHSVMCB2	26	311200 J08	074	
-															
023	HIFI LOA 5B . D1S		HLX.-	-	H510	081SS-38			5	400 Ohm, 0.001 mA	HHSVMCB2	26	311200 J08	118	3.
039	HIFI LOA 5B . D1SRT		HLX.-	-	H510	081SS-38			5		HHSVMCB2	26	311200 J08	126	3.
007	HIFI LOA 5B . D2S		HLX.-	-	H510	081SS-38			6	400 Ohm, 0.001 mA	HHSVMCB2	26	311200 J08	119	3.
040	HIFI LOA 5B . D2SRT		HLX.-	-	H510	081SS-38			6		HHSVMCB2	26	311200 J08	110	3.
005	HIFI LOA 5B . G1S		HLX.-	-	H510	081SS-38			7	400 Ohm, 0.001 mA	HHSVMCB2	26	311200 J08	127	3.
038	HIFI LOA 5B . G1SRT		HLX.-	-	H510	081SS-38			7		HHSVMCB2	26	311200 J08	128	3.
006	HIFI LOA 5B . G2S		HLX.-	-	H510	081SS-38			8	400 Ohm, 0.001 mA	HHSVMCB2	26	311200 J08	111	3.
022	HIFI LOA 5B . G2SRT		HLX.-	-	H510	081SS-38			8		HHSVMCB2	26	311200 J08	120	3.
043	HIFI LOA 5B . SH510		HLX.-	-	H510	081SS-38				Cable H510 Shd	HHSVMCB2	26	311200 J08	109	3.
-															
008	HIFI LOA 5B T . VP		HLT.-	-	H511	041SS-38			9	400 Ohm, 1 mA	HHSVMCB2	26	311200 J08	092	
009	HIFI LOA 5B T . VN		HLT.-	-	H511	041SS-38			9		HHSVMCB2	26	311200 J08	104	
024	HIFI LOA 5B T . IP		HLT.-	-	H511	041SS-38			9	400 Ohm, 1 mA	HHSVMCB2	26	311200 J08	093	
025	HIFI LOA 5B T . IN		HLT.-	-	H511	041SS-38			9		HHSVMCB2	26	311200 J08	081	

Astrium GmbH	**Pin Allocation List**	Doc.No.: HP-2-ASED-IC-0014
Project: HERSCHEL	**(Harness)**	Issue: 1.0 Date: 21.04.2004
		Sheet: PAL-2 (of 2)

Connector: 111200 P10 **Function:** HIFI LOU LCU LO chain 5B **Conn.-Type:** SCC340100201BDDMA50PNMBFO

Item: HHLOU **Location:** 44 / LOU **Backshell:** CA-34-50

EMC-Category: 3I/LL Sig H fr CVVFT to SVMCB **Note: Signals of different EMC classes are routed via this Connector**

Pin	Signal Designation	Interface-Code Circuit	Signal	Pos.	Ch. ID	Wiring	Grouping: Shd	Cable	Twist	Comment	Target-Item	Location	Connector	Pin	New
027	HIFI LOA 5B T . SH511		HLT.-	-	H511	041SS-38				Cable H511 Shd	HHSVMCB2	26	311200 J08	070	
-															
010	HIFI LOA 5B P . L		HLP.-	-	H512	TS2CM-28			A	1 Ohm, 250 mA	HHSVMCB2	26	311200 J08	039	
026	HIFI LOA 5B P . LRTN		HLP.-	-	H512	TS2CM-28			A		HHSVMCB2	26	311200 J08	040	
044	HIFI LOA 5B P . SH512		HLP.-	-	H512	TS2CM-28				Cable H512 Shd	HHSVMCB2	26	311200 J08	028	
-															
015	HIFI LOA 5B M . 1		HL6.-	-	H514	061BS-38			B	50 Ohm, 10 mA	HHSVMCB2	26	311200 J08	112	
048	HIFI LOA 5B M . 1RTN		HL6.-	-	H514	061BS-38			B		HHSVMCB2	26	311200 J08	121	
016	HIFI LOA 5B M . 2		HL6.-	-	H514	061BS-38			C	50 Ohm, 10 mA	HHSVMCB2	26	311200 J08	113	
049	HIFI LOA 5B M . 2RTN		HL6.-	-	H514	061BS-38			C		HHSVMCB2	26	311200 J08	102	
017	HIFI LOA 5B M . 3		HL6.-	-	H514	061BS-38			D	50 Ohm, 10 mA	HHSVMCB2	26	311200 J08	103	
050	HIFI LOA 5B M . 3RTN		HL6.-	-	H514	061BS-38			D		HHSVMCB2	26	311200 J08	114	
031	HIFI LOA 5B M . SH514		HL6.-	-	H514	061BS-38				Cable H514 Shd	HHSVMCB2	26	311200 J08	091	
-															
014	HIFI LOA 5B MS . 1		HL2.-	-	H513	061SS-38			E	400 Ohm, 0.01 mA	HHSVMCB2	26	311200 J08	117	
047	HIFI LOA 5B MS . 1RTN		HL2.-	-	H513	061SS-38			E		HHSVMCB2	26	311200 J08	124	
013	HIFI LOA 5B MS . 2		HL2.-	-	H513	061SS-38			F	400 Ohm, 0.01 mA	HHSVMCB2	26	311200 J08	123	
046	HIFI LOA 5B MS . 2RTN		HL2.-	-	H513	061SS-38			F		HHSVMCB2	26	311200 J08	116	
012	HIFI LOA 5B MS . 3		HL2.-	-	H513	061SS-38			G	400 Ohm, 0.01 mA	HHSVMCB2	26	311200 J08	107	
045	HIFI LOA 5B MS . 3RTN		HL2.-	-	H513	061SS-38			G		HHSVMCB2	26	311200 J08	122	
028	HIFI LOA 5B MS . SH513		HL2.-	-	H513	061SS-38				Cable H513 Shd	HHSVMCB2	26	311200 J08	125	
-															
011	NC														
029	NC														
030	NC														
032	NC														
033	NC														

Astrium GmbH	**Pin Allocation List**	Doc.No.: HP-2-ASED-IC-0014
Project: HERSCHEL	**(Harness)**	Issue: 1.0 Date: 21.04.2004
		Sheet: PAL-1 (of 2)

Connector: 111200 P12 **Function:** HIFI LOU LCU LO chain 6B **Conn.-Type:** SCC340100201BDDMA50PNMBFO

Item: HHLOU **Location:** 44 / LOU **Backshell:** CA-34-50

EMC-Category: 3I/LL Sig H fr CVVFT to SVMCB **Note: Signals of different EMC classes are routed via this Connector**

Pin	Signal Designation	Interface-Code Circuit	Signal	Pos.	Ch. ID	Wiring	Grouping: Shd	Cable	Twist	Comment	Target-Item	Location	Connector	Pin	New
CH	Overall Shield									Overall Shd con to CH					
-															
001	HIFI LOA 6B D . 1A		HLD.-	-	H611	TS6CM-22			1	0.05 Ohm, 1200 mA	HHSVMCB2	26	311200 J08	064	3. 3. 3.
001	HIFI LOA 6B D . 1B		HLD.-	-	H611	TS6CM-22			1	0.05 Ohm, 1200 mA	HHSVMCB2	26	311200 J08	087	3. 3. 3.
018	HIFI LOA 6B D . 1*		HLD.-	-	H611	TS6CM-22			1		HHSVMCB2	26	311200 J08	088	3.
034	HIFI LOA 6B D . 1RTNA		HLD.-	-	H611	TS6CM-22			1	0.05 Ohm, 1500 mA	HHSVMCB2	26	311200 J08	075	3. 3. 3.
034	HIFI LOA 6B D . 1RTNB		HLD.-	-	H611	TS6CM-22			1	0.05 Ohm, 1500 mA	HHSVMCB2	26	311200 J08	076	3. 3. 3.
035	HIFI LOA 6B D . 1RTN*		HLD.-	-	H611	TS6CM-22			1		HHSVMCB2	26	311200 J08	059	3.
-															
002	HIFI LOA 6B D . 2A		HLD.-	-	H611	TS6CM-22			2	0.05 Ohm, 1500 mA	HHSVMCB2	26	311200 J08	031	3. 3. 3.
002	HIFI LOA 6B D . 2B		HLD.-	-	H611	TS6CM-22			2	0.05 Ohm, 1500 mA	HHSVMCB2	26	311200 J08	053	3. 3. 3.
003	HIFI LOA 6B D . 2*		HLD.-	-	H611	TS6CM-22			2		HHSVMCB2	26	311200 J08	054	3.
019	HIFI LOA 6B D . 2RTNA		HLD.-	-	H611	TS6CM-22			2	0.05 Ohm, 1200 mA	HHSVMCB2	26	311200 J08	042	3. 3. 3.
019	HIFI LOA 6B D . 2RTNB		HLD.-	-	H611	TS6CM-22			2	0.05 Ohm, 1200 mA	HHSVMCB2	26	311200 J08	043	3. 3. 3.
036	HIFI LOA 6B D . 2RTN*		HLD.-	-	H611	TS6CM-22			2		HHSVMCB2	26	311200 J08	065	3.
041	HIFI LOA 6B D . SH611		HLD.-	-	H611	TS6CM-22				Cable H611 Shd con to SH612	HHSVMCB2	26	311200 J08	077	3.
-															
-															
004	HIFI LOA 6B G . 1		HLG.-	-	H612	TS4CM-28			3	1 Ohm, 100 mA	HHSVMCB2	26	311200 J08	063	
020	HIFI LOA 6B G . 1RTN		HLG.-	-	H612	TS4CM-28			3		HHSVMCB2	26	311200 J08	062	
021	HIFI LOA 6B G . 2		HLG.-	-	H612	TS4CM-28			4	1 Ohm, 100 mA	HHSVMCB2	26	311200 J08	051	
037	HIFI LOA 6B G . 2RTN		HLG.-	-	H612	TS4CM-28			4		HHSVMCB2	26	311200 J08	052	
041	HIFI LOA 6B G . SH612		HLG.-	-	H612	TS4CM-28				Cable H612 Shd con to SH611	HHSVMCB2	26	311200 J08	073	
-															
023	HIFI LOA 6B . D1S		HLX.-	-	H613	081SS-38			5	400 Ohm, 0.001 mA	HHSVMCB2	26	311200 J08	037	
039	HIFI LOA 6B . D1SRT		HLX.-	-	H613	081SS-38			5		HHSVMCB2	26	311200 J08	049	
007	HIFI LOA 6B . D2S		HLX.-	-	H613	081SS-38			6	400 Ohm, 0.001 mA	HHSVMCB2	26	311200 J08	038	
040	HIFI LOA 6B . D2SRT		HLX.-	-	H613	081SS-38			6		HHSVMCB2	26	311200 J08	026	
005	HIFI LOA 6B . G1S		HLX.-	-	H613	081SS-38			7	400 Ohm, 0.001 mA	HHSVMCB2	26	311200 J08	016	
038	HIFI LOA 6B . G1SRT		HLX.-	-	H613	081SS-38			7		HHSVMCB2	26	311200 J08	027	
006	HIFI LOA 6B . G2S		HLX.-	-	H613	081SS-38			8	400 Ohm, 0.001 mA	HHSVMCB2	26	311200 J08	015	
022	HIFI LOA 6B . G2SRT		HLX.-	-	H613	081SS-38			8		HHSVMCB2	26	311200 J08	008	
042	HIFI LOA 6B . SH613		HLX.-	-	H613	081SS-38				Cable H613 Shd	HHSVMCB2	26	311200 J08	025	
-															
008	HIFI LOA 6B T . VP		HLT.-	-	H614	041SS-38			9	400 Ohm, 1 Ma	HHSVMCB2	26	311200 J08	009	
009	HIFI LOA 6B T . VN		HLT.-	-	H614	041SS-38			9		HHSVMCB2	26	311200 J08	017	
024	HIFI LOA 6B T . IP		HLT.-	-	H614	041SS-38			9	400 Ohm, 1 mA	HHSVMCB2	26	311200 J08	001	
025	HIFI LOA 6B T . IN		HLT.-	-	H614	041SS-38			9		HHSVMCB2	26	311200 J08	002	

Astrium GmbH	**Pin Allocation List**	Doc.No.: HP-2-ASED-IC-0014
Project: HERSCHEL	**(Harness)**	Issue: 1.0 Date: 21.04.2004
		Sheet: PAL-2 (of 2)

Connector: 111200 P12 **Function:** HIFI LOU LCU LO chain 6B **Conn.-Type:** SCC340100201BDDMA50PNMBFO

Item: HHLOU **Location:** 44 / LOU **Backshell:** CA-34-50

EMC-Category: 3I/LL Sig H fr CVVFT to SVMCB **Note: Signals of different EMC classes are routed via this Connector**

		Interface-Code					Grouping:								
Pin	**Signal Designation**	**Circuit**	**Signal**	**Pos.**	**Ch. ID**	**Wiring**	**Shd**	**Cable**	**Twist**	**Comment**	**Target-Item**	**Location**	**Connector**	**Pin**	**New**
043	HIFI LOA 6B T . SH614		HLT.-	-	H614	041SS-38				Cable H614 Shd con to SH615	HHSVMCB2	26	311200 J08	003	
-															
010	HIFI LOA 6B P . L		HLP.-	-	H615	TS2CM-28			A	1 Ohm, 250 mA	HHSVMCB2	26	311200 J08	029	
026	HIFI LOA 6B P . LRTN		HLP.-	-	H615	TS2CM-28			A		HHSVMCB2	26	311200 J08	030	
043	HIFI LOA 6B P . SH615		HLP.-	-	H615	TS2CM-28				Cable H615 Shd con to SH614	HHSVMCB2	26	311200 J08	041	
-															
014	HIFI LOA 6B M . 1		HL7.-	-	H617	111BS-38			B	50 Ohm, 10 mA	HHSVMCB2	26	311200 J08	022	
031	HIFI LOA 6B M . 1RTN		HL7.-	-	H617	111BS-38			B		HHSVMCB2	26	311200 J08	032	
015	HIFI LOA 6B M . 2		HL7.-	-	H617	111BS-38			C	50 Ohm, 10 mA	HHSVMCB2	26	311200 J08	021	
048	HIFI LOA 6B M . 2RTN		HL7.-	-	H617	111BS-38			C		HHSVMCB2	26	311200 J08	013	
016	HIFI LOA 6B M . 3		HL7.-	-	H617	111BS-38			D	50 Ohm, 10 mA	HHSVMCB2	26	311200 J08	006	
032	HIFI LOA 6B M . 3RTN		HL7.-	-	H617	111BS-38			D		HHSVMCB2	26	311200 J08	007	
033	HIFI LOA 6B M . 4		HL7.-	-	H617	111BS-38			E	50 Ohm, 10 mA	HHSVMCB2	26	311200 J08	012	
049	HIFI LOA 6B M . 4RTN		HL7.-	-	H617	111BS-38			E		HHSVMCB2	26	311200 J08	005	
017	HIFI LOA 6B M . 5		HL7.-	-	H617	111BS-38			F	50 Ohm, 10 mA	HHSVMCB2	26	311200 J08	020	
050	HIFI LOA 6B M . 5RTN		HL7.-	-	H617	111BS-38			F		HHSVMCB2	26	311200 J08	011	
027	HIFI LOA 6B M . SH617		HL7.-	-	H617	111BS-38				Cable H617 Shd con to SH616	HHSVMCB2	26	311200 J08	004	
-															
030	HIFI LOA 6B MS . 1		HL3.-	-	H616	111SS-38			G	400 Ohm, 0.01 mA	HHSVMCB2	26	311200 J08	058	
047	HIFI LOA 6B MS . 1RTN		HL3.-	-	H616	111SS-38			G		HHSVMCB2	26	311200 J08	057	
013	HIFI LOA 6B MS . 2		HL3.-	-	H616	111SS-38			H	400 Ohm, 0.01 mA	HHSVMCB2	26	311200 J08	046	
046	HIFI LOA 6B MS . 2RTN		HL3.-	-	H616	111SS-38			H		HHSVMCB2	26	311200 J08	047	
012	HIFI LOA 6B MS . 3		HL3.-	-	H616	111SS-38			J	400 Ohm, 0.01 mA	HHSVMCB2	26	311200 J08	034	
029	HIFI LOA 6B MS . 3RTN		HL3.-	-	H616	111SS-38			J		HHSVMCB2	26	311200 J08	033	
028	HIFI LOA 6B MS . 4		HL3.-	-	H616	111SS-38			K	400 Ohm, 0.01 mA	HHSVMCB2	26	311200 J08	035	
045	HIFI LOA 6B MS . 4RTN		HL3.-	-	H616	111SS-38			K		HHSVMCB2	26	311200 J08	024	
011	HIFI LOA 6B MS . 5		HL3.-	-	H616	111SS-38			L	400 Ohm, 0.01 mA	HHSVMCB2	26	311200 J08	023	
044	HIFI LOA 6B MS . 5RTN		HL3.-	-	H616	111SS-38			L		HHSVMCB2	26	311200 J08	014	
027	HIFI LOA 6B MS . SH616		HL3.-	-	H616	111SS-38				Cable H616 Shd con to SH617	HHSVMCB2	26	311200 J08	069	

Astrium GmbH	**Pin Allocation List** (Harness)	Doc.No.: HP-2-ASED-IC-0014
Project: HERSCHEL		Issue: 1.0 Date: 21.04.2004
		Sheet: PAL-1 (of 1)

Connector: 111200 P16 **Function:** HIFI LOU LCU Heater red **Conn.-Type:** SCC340100201BDEMA09SNMBFO

Item: HHLOU **Location:** 44 / LOU **Backshell:** CA-04-09

EMC-Category: 2I/Sig H fr CVVFT to SVMCB **Note: Signals of different EMC classes are routed via this Connector**

Pin	Signal Designation	Interface-Code Circuit	Signal	Pos.	Grouping: Ch. ID	Wiring	Shd	Cable	Twist	Comment	Target-Item	Location	Connector	Pin	New
001	HIFI LOA HEAT R		HLH.-	-	H702	TS2CM-28	1		1	1 Ohm, 150 mA	HHSVMCB2	26	3I311200 J08	019	X
009	HIFI LOA HEAT R . RTN		HLH.-	-	H702	TS2CM-28	1		1		HHSVMCB2	26	3I311200 J08	018	X
CH	HIFI LOA HEAT R . SH702		HLH.-	-	H702	TS2CM-28	1			Cable H702 shd con to CH	HHSVMCB2	26	3I311200 J08	010	X
-															
006	NC														
002	NC														
007	NC														
003	NC														
008	NC														
004	NC														
005	NC														

Astrium GmbH	**Pin Allocation List**	Doc.No.: HP-2-ASED-IC-0014
Project: HERSCHEL	**(Harness)**	Issue: 1.0 Date: 21.04.2004
		Sheet: PAL-1 (of 4)

Connector: 311100 J03 **Function:** HIFI SVM CB1 (HIFI Bundle 01) **Conn.-Type:** SCC340104401B032235P

Item: HHSVMCB1 **Location:** 25 / I/F CB ab. SVM Panel 5 (HIFI1 CB) **Backshell:** 440 FS 110 M 22 03

EMC-Category: 2I/Sig H fr CVVFT to SVMCB

Pin	Signal Designation	Interface-Code Circuit	Signal	Pos.	Ch. ID	Wiring	Grouping: Shd	Cable	Twist	Comment	Target-Item	Location	Connector	Pin	New	
096	HIFI MX1-H . B		HMX.-	-	H001	051SS-38	1			Steel 051SS38	CVVUCR	33	211121 P18	096	3.	3.
097	HIFI MX1-H . VM		HMX.-	-	H001	051SS-38	1				CVVUCR	33	211121 P18	097		
090	HIFI MX1-H . IM		HMX.-	-	H001	051SS-38	1				CVVUCR	33	211121 P18	090		
088	HIFI MX1-H . BRTN		HMX.-	-	H001	051SS-38	1				CVVUCR	33	211121 P18	088		
089	HIFI MX1-H . VMRTN		HMX.-	-	H001	051SS-38	1				CVVUCR	33	211121 P18	089		
095	HIFI MX1-H . SHD		HMX.-	-	H001	051SS-38	1			Cable Shield	CVVUCR	33	211121 P18	095		
-																
091	HIFI MX2-H . B		HMX.-	-	H002	051SS-38	2			Steel 051SS38	CVVUCR	33	211121 P18	091	3.	3.
099	HIFI MX2-H . VM		HMX.-	-	H002	051SS-38	2				CVVUCR	33	211121 P18	099		
100	HIFI MX2-H . IM		HMX.-	-	H002	051SS-38	2				CVVUCR	33	211121 P18	100		
092	HIFI MX2-H . BRTN		HMX.-	-	H002	051SS-38	2				CVVUCR	33	211121 P18	092		
093	HIFI MX2-H . VMRTN		HMX.-	-	H002	051SS-38	2				CVVUCR	33	211121 P18	093		
098	HIFI MX2-H . SHD		HMX.-	-	H002	051SS-38	2			Cable Shield	CVVUCR	33	211121 P18	098		
-																
069	HIFI MX3-H . B		HMX.-	-	H003	051SS-38	3			Steel 051SS38	CVVUCR	33	211121 P18	069	3.	3.
070	HIFI MX3-H . VM		HMX.-	-	H003	051SS-38	3				CVVUCR	33	211121 P18	070		
079	HIFI MX3-H . IM		HMX.-	-	H003	051SS-38	3				CVVUCR	33	211121 P18	079		
068	HIFI MX3-H . BRTN		HMX.-	-	H003	051SS-38	3				CVVUCR	33	211121 P18	068		
078	HIFI MX3-H . VMRTN		HMX.-	-	H003	051SS-38	3				CVVUCR	33	211121 P18	078		
087	HIFI MX3-H . SHD		HMX.-	-	H003	051SS-38	3			Cable Shield	CVVUCR	33	211121 P18	087		
-																
081	HIFI MX4-H . B		HMX.-	-	H004	051SS-38	4			Steel 051SS38	CVVUCR	33	211121 P18	081	3.	3.
072	HIFI MX4-H . VM		HMX.-	-	H004	051SS-38	4				CVVUCR	33	211121 P18	072		
073	HIFI MX4-H . IM		HMX.-	-	H004	051SS-38	4				CVVUCR	33	211121 P18	073		
080	HIFI MX4-H . BRTN		HMX.-	-	H004	051SS-38	4				CVVUCR	33	211121 P18	080		
082	HIFI MX4-H . VMRTN		HMX.-	-	H004	051SS-38	4				CVVUCR	33	211121 P18	082		
071	HIFI MX4-H . SHD		HMX.-	-	H004	051SS-38	4			Cable Shield	CVVUCR	33	211121 P18	071		
-																
076	HIFI MX5-H . B		HMX.-	-	H005	051SS-38	5			Steel 051SS38	CVVUCR	33	211121 P18	076	3.	3.
084	HIFI MX5-H . VM		HMX.-	-	H005	051SS-38	5				CVVUCR	33	211121 P18	084		
085	HIFI MX5-H . IM		HMX.-	-	H005	051SS-38	5				CVVUCR	33	211121 P18	085		
075	HIFI MX5-H . BRTN		HMX.-	-	H005	051SS-38	5				CVVUCR	33	211121 P18	075		
074	HIFI MX5-H . VMRTN		HMX.-	-	H005	051SS-38	5				CVVUCR	33	211121 P18	074		
083	HIFI MX5-H . SHD		HMX.-	-	H005	051SS-38	5			Cable Shield	CVVUCR	33	211121 P18	083		
-																
054	HIFI MX6-H . B		HMX.-	-	H006	051SS-38	6			Steel 051SS38	CVVUCR	33	211121 P18	054	3.	3.
055	HIFI MX6-H . VM		HMX.-	-	H006	051SS-38	6				CVVUCR	33	211121 P18	055		
064	HIFI MX6-H . IM		HMX.-	-	H006	051SS-38	6				CVVUCR	33	211121 P18	064		
065	HIFI MX6-H . BRTN		HMX.-	-	H006	051SS-38	6				CVVUCR	33	211121 P18	065		

Astrium GmbH	**Pin Allocation List**	Doc.No.: HP-2-ASED-IC-0014
Project: HERSCHEL	**(Harness)**	Issue: 1.0 Date: 21.04.2004
		Sheet: PAL-2 (of 4)

Connector: 311100 J03 **Function:** HIFI SVM CB1 (HIFI Bundle 01) **Conn.-Type:** SCC340104401B032235P

Item: HHSVMCB1 **Location:** 25 / I/F CB ab. SVM Panel 5 (HIFI1 CB) **Backshell:** 440 FS 110 M 22 03

EMC-Category: 2I/Sig H fr CVVFT to SVMCB

Pin	Signal Designation	Interface-Code Circuit	Signal	Pos.	Ch. ID	Wiring	Grouping: Shd	Cable	Twist	Comment	Target-Item	Location	Connector	Pin	New	
066	HIFI MX6-H . VMRTN		HMX.-	-	H006	051SS-38	6				CVVUCR	33	211121 P18	066		
053	HIFI MX6-H . SHD		HMX.-	-	H006	051SS-38	6			Cable Shield	CVVUCR	33	211121 P18	053		
-																
051	HIFI MX7-H . B		HMX.-	-	H007	051SS-38	7			Steel 051SS38	CVVUCR	33	211121 P18	051	3.	3.
052	HIFI MX7-H . VM		HMX.-	-	H007	051SS-38	7				CVVUCR	33	211121 P18	052		
061	HIFI MX7-H . IM		HMX.-	-	H007	051SS-38	7				CVVUCR	33	211121 P18	061		
062	HIFI MX7-H . BRTN		HMX.-	-	H007	051SS-38	7				CVVUCR	33	211121 P18	062		
063	HIFI MX7-H . VMRTN		HMX.-	-	H007	051SS-38	7				CVVUCR	33	211121 P18	063		
050	HIFI MX7-H . SHD		HMX.-	-	H007	051SS-38	7			Cable Shield	CVVUCR	33	211121 P18	050		
-																
048	HIFI FIF1 D -H . D1		H1D.-	-	H025	041BS-30	8			Brass 041BS30	CVVUCR	33	211121 P18	048		
049	HIFI FIF1 D -H . D2		H1D.-	-	H025	041BS-30	8				CVVUCR	33	211121 P18	049		
059	HIFI FIF1 D -H . TST		H1D.-	-	H025	041BS-30	8				CVVUCR	33	211121 P18	059		
060	HIFI FIF1 D -H . DRTN		H1D.-	-	H025	041BS-30	8				CVVUCR	33	211121 P18	060		
058	HIFI FIF1 D -H . SHD		H1D.-	-	H025	041BS-30	8			Cable Shield	CVVUCR	33	211121 P18	058		
-																
025	HIFI FIF1 G -H . G2		H1G.-	-	H026	031SS-38	9			Steel 031SS38	CVVUCR	33	211121 P18	025		
036	HIFI FIF1 G -H . GRTN		H1G.-	-	H026	031SS-38	9				CVVUCR	33	211121 P18	036		
035	HIFI FIF1 G -H . G1		H1G.-	-	H026	031SS-38	9				CVVUCR	33	211121 P18	035		
016	HIFI FIF1 G -H . SHD		H1G.-	-	H026	031SS-38	9			Cable Shield	CVVUCR	33	211121 P18	016		
-																
034	HIFI FIF2 D -H . D1		H1D.1	-	H027	031BS-30	10			Brass 031BS30	CVVUCR	33	211121 P18	034		
045	HIFI FIF2 D -H . D2		H1D.1	-	H027	031BS-30	10				CVVUCR	33	211121 P18	045		
044	HIFI FIF2 D -H . DRTN		H1D.1	-	H027	031BS-30	10				CVVUCR	33	211121 P18	044		
033	HIFI FIF2 D -H . SHD		H1D.1	-	H027	031BS-30	10			Cable Shield	CVVUCR	33	211121 P18	033		
-																
042	HIFI FIF2 G -H . G1		H1G.-	-	H028	031SS-38	11			Steel 031SS38	CVVUCR	33	211121 P18	042		
043	HIFI FIF2 G -H . G2		H1G.-	-	H028	031SS-38	11				CVVUCR	33	211121 P18	043		
032	HIFI FIF2 G -H . GRTN		H1G.-	-	H028	031SS-38	11				CVVUCR	33	211121 P18	032		
031	HIFI FIF2 G -H . SHD		H1G.-	-	H028	031SS-38	11			Cable Shield	CVVUCR	33	211121 P18	031		
-																
030	HIFI FIF3 D -H . D1		H1D.1	-	H029	031BS-30	12			Steel 031SS30	CVVUCR	33	211121 P18	030		
041	HIFI FIF3 D -H . D2		H1D.1	-	H029	031BS-30	12				CVVUCR	33	211121 P18	041		
040	HIFI FIF3 D -H . DRTN		H1D.1	-	H029	031BS-30	12				CVVUCR	33	211121 P18	040		
029	HIFI FIF3 D -H . SHD		H1D.1	-	H029	031BS-30	12			Cable Shield	CVVUCR	33	211121 P18	029		
-																
028	HIFI FIF3 G -H . G1		H1G.-	-	H030	031SS-38	13			Steel 031SS38	CVVUCR	33	211121 P18	028		
039	HIFI FIF3 G -H . G2		H1G.-	-	H030	031SS-38	13				CVVUCR	33	211121 P18	039		
038	HIFI FIF3 G -H . GRTN		H1G.-	-	H030	031SS-38	13				CVVUCR	33	211121 P18	038		

Astrium GmbH	**Pin Allocation List**	Doc.No.: HP-2-ASED-IC-0014
Project: HERSCHEL	**(Harness)**	Issue: 1.0 Date: 21.04.2004
		Sheet: PAL-3 (of 4)

Connector: 311100 J03 **Function:** HIFI SVM CB1 (HIFI Bundle 01) **Conn.-Type:** SCC340104401B032235P

Item: HHSVMCB1 **Location:** 25 / I/F CB ab. SVM Panel 5 (HIFI1 CB) **Backshell:** 440 FS 110 M 22 03

EMC-Category: 2I/Sig H fr CVVFT to SVMCB

		Interface-Code					Grouping:							
Pin	**Signal Designation**	**Circuit**	**Signal**	**Pos.**	**Ch. ID**	**Wiring**	**Shd**	**Cable**	**Twist**	**Comment**	**Target-Item**	**Location**	**Connector**	**Pin**	**New**
027	HIFI FIF3 G -H . SHD		H1G.-	-	H030	031SS-38	13			Cable Shield	CVVUCR	33	211121 P18	027	
-															
014	HIFI FIF4 D -H . D1		H1D.-	-	H031	041BS-30	14			Brass 041BS30	CVVUCR	33	211121 P18	014	
015	HIFI FIF4 D -H . D2		H1D.-	-	H031	041BS-30	14				CVVUCR	33	211121 P18	015	
023	HIFI FIF4 D -H . TST		H1D.-	-	H031	041BS-30	14				CVVUCR	33	211121 P18	023	
024	HIFI FIF4 D -H . DRTN		H1D.-	-	H031	041BS-30	14				CVVUCR	33	211121 P18	024	
022	HIFI FIF4 D -H . SHD		H1D.-	-	H031	041BS-30	14			Cable Shield	CVVUCR	33	211121 P18	022	
-															
012	HIFI FIF4 G -H . G1		H1G.-	-	H032	031SS-38	15			Steel 031SS38	CVVUCR	33	211121 P18	012	
013	HIFI FIF4 G -H . G2		H1G.-	-	H032	031SS-38	15				CVVUCR	33	211121 P18	013	
021	HIFI FIF4 G -H . GRTN		H1G.-	-	H032	031SS-38	15				CVVUCR	33	211121 P18	021	
020	HIFI FIF4 G -H . SHD		H1G.-	-	H032	031SS-38	15			Cable Shield	CVVUCR	33	211121 P18	020	
-															
017	HIFI FIF5 D -H . D1		H1D.1	-	H033	031BS-30	16			Brass 031BS30	CVVUCR	33	211121 P18	017	
037	HIFI FIF5 D -H . D2		H1D.1	-	H033	031BS-30	16				CVVUCR	33	211121 P18	037	
026	HIFI FIF5 D -H . DRTN		H1D.1	-	H033	031BS-30	16				CVVUCR	33	211121 P18	026	
009	HIFI FIF5 D -H . SHD		H1D.1	-	H033	031BS-30	16			Cable Shield	CVVUCR	33	211121 P18	009	
-															
010	HIFI FIF5 G -H . G1		H1G.-	-	H034	031SS-38	17			Steel 031SS38	CVVUCR	33	211121 P18	010	
019	HIFI FIF5 G -H . G2		H1G.-	-	H034	031SS-38	17				CVVUCR	33	211121 P18	019	
011	HIFI FIF5 G -H . GRTN		H1G.-	-	H034	031SS-38	17				CVVUCR	33	211121 P18	011	
018	HIFI FIF5 G -H . SHD		H1G.-	-	H034	031SS-38	17			Cable Shield	CVVUCR	33	211121 P18	018	
-															
001	HIFI FIF6 D -H . D1		H1D.1	-	H035	031BS-30	18			Brass 031BS30	CVVUCR	33	211121 P18	001	
002	HIFI FIF6 D -H . D2		H1D.1	-	H035	031BS-30	18				CVVUCR	33	211121 P18	002	
003	HIFI FIF6 D -H . DRTN		H1D.1	-	H035	031BS-30	18				CVVUCR	33	211121 P18	003	
008	HIFI FIF6 D -H . SHD		H1D.1	-	H035	031BS-30	18			Cable Shield	CVVUCR	33	211121 P18	008	
-															
004	HIFI FIF6 G -H . G1		H1G.-	-	H036	031SS-38	19			Steel 031SS38	CVVUCR	33	211121 P18	004	
005	HIFI FIF6 G -H . G2		H1G.-	-	H036	031SS-38	19				CVVUCR	33	211121 P18	005	
006	HIFI FIF6 G -H . GRTN		H1G.-	-	H036	031SS-38	19				CVVUCR	33	211121 P18	006	
007	HIFI FIF6 G -H . SHD		H1G.-	-	H036	031SS-38	19			Cable Shield	CVVUCR	33	211121 P18	007	
-															
056	HIFI FIF7 D -H . D1		H1D.1	-	H037	031BS-30	20			Brass 031BS30	CVVUCR	33	211121 P18	056	
057	HIFI FIF7 D -H . D2		H1D.1	-	H037	031BS-30	20				CVVUCR	33	211121 P18	057	
046	HIFI FIF7 D -H . DRTN		H1D.1	-	H037	031BS-30	20				CVVUCR	33	211121 P18	046	
047	HIFI FIF7 D -H . SHD		H1D.1	-	H037	031BS-30	20			Cable Shield	CVVUCR	33	211121 P18	047	
-															
077	HIFI FIF7 G -H . G1		H1G.-	-	H038	031SS-38	21			Steel 031SS38	CVVUCR	33	211121 P18	077	

Astrium GmbH	**Pin Allocation List** (Harness)	Doc.No.: HP-2-ASED-IC-0014
Project: HERSCHEL		Issue: 1.0 Date: 21.04.2004
		Sheet: PAL-4 (of 4)

Connector: 311100 J03 **Function:** HIFI SVM CB1 (HIFI Bundle 01) **Conn.-Type:** SCC340104401B032235P

Item: HHSVMCB1 **Location:** 25 / I/F CB ab. SVM Panel 5 (HIFI1 CB) **Backshell:** 440 FS 110 M 22 03

EMC-Category: 2I/Sig H fr CVVFT to SVMCB

Pin	Signal Designation	Interface-Code Circuit	Signal	Pos.	Ch. ID	Wiring	Grouping: Shd	Cable	Twist	Comment	Target-Item	Location	Connector	Pin	New
086	HIFI FIF7 G -H . G2		H1G.-	-	H038	031SS-38	21				CVVUCR	33	211121 P18	086	
094	HIFI FIF7 G -H . GRTN		H1G.-	-	H038	031SS-38	21				CVVUCR	33	211121 P18	094	
067	HIFI FIF7 G -H . SHD		H1G.-	-	H038	031SS-38	21			Cable Shield	CVVUCR	33	211121 P18	067	
-															
CH	Connector Housing									Overall Shield connected to Backshell					

Astrium GmbH	**Pin Allocation List**	Doc.No.: HP-2-ASED-IC-0014
Project: HERSCHEL	**(Harness)**	Issue: 1.0 Date: 21.04.2004
		Sheet: PAL-1 (of 4)

Connector: 311100 J01 **Function:** HIFI SVM CB1 (HIFI Bundle 02) **Conn.-Type:** SCC340104401B032235P

Item: HHSVMCB1 **Location:** 25 / I/F CB ab. SVM Panel 5 (HIFI1 CB) **Backshell:** 440 FS 110 M 22 32

EMC-Category: 2I/Sig H fr CVVFT to SVMCB

Pin	Signal Designation	Interface-Code Circuit	Signal	Pos.	Ch. ID	Wiring	Grouping: Shd	Cable	Twist	Comment	Target-Item	Location	Connector	Pin	New
079	HIFI MGHT1-H . HT		HMH.-	-	H015	041BS-38	1			Brass 041BS38	CVVUCR	33	211121 P16	079	
070	HIFI MGHT1-H . HTRTN		HMH.-	-	H015	041BS-38	1				CVVUCR	33	211121 P16	070	
080	HIFI MGHT1-H . MG		HMH.-	-	H015	041BS-38	1				CVVUCR	33	211121 P16	080	
071	HIFI MGHT1-H . MGRTN		HMH.-	-	H015	041BS-38	1				CVVUCR	33	211121 P16	071	
069	HIFI MGHT1-H . SHD		HMH.-	-	H015	041BS-38	1			Cable Shield	CVVUCR	33	211121 P16	069	
-															
097	HIFI MGHT2 -H . HT		HMH.-	-	H016	041BS-38	2			Brass 041BS38	CVVUCR	33	211121 P16	097	
089	HIFI MGHT2 -H . HTRTN		HMH.-	-	H016	041BS-38	2				CVVUCR	33	211121 P16	089	
098	HIFI MGHT2 -H . MG		HMH.-	-	H016	041BS-38	2				CVVUCR	33	211121 P16	098	
090	HIFI MGHT2 -H . MGRTN		HMH.-	-	H016	041BS-38	2				CVVUCR	33	211121 P16	090	
096	HIFI MGHT2 -H . SHD		HMH.-	-	H016	041BS-38	2			Cable Shield	CVVUCR	33	211121 P16	096	
-															
099	HIFI MGHT3 -H . HT		HMH.-	-	H017	041BS-38	3			Brass 041BS38	CVVUCR	33	211121 P16	099	
091	HIFI MGHT3 -H . HTRTN		HMH.-	-	H017	041BS-38	3				CVVUCR	33	211121 P16	091	
100	HIFI MGHT3 -H . MG		HMH.-	-	H017	041BS-38	3				CVVUCR	33	211121 P16	100	
092	HIFI MGHT3 -H . MGRTN		HMH.-	-	H017	041BS-38	3				CVVUCR	33	211121 P16	092	
093	HIFI MGHT3 -H . SHD		HMH.-	-	H017	041BS-38	3			Cable Shield	CVVUCR	33	211121 P16	093	
-															
081	HIFI MGHT4 -H . HT		HMH.-	-	H018	041BS-38	4			Brass 041BS38	CVVUCR	33	211121 P16	081	
072	HIFI MGHT4 -H . HTRTN		HMH.-	-	H018	041BS-38	4				CVVUCR	33	211121 P16	072	
082	HIFI MGHT4 -H . MG		HMH.-	-	H018	041BS-38	4				CVVUCR	33	211121 P16	082	
073	HIFI MGHT4 -H . MGRTN		HMH.-	-	H018	041BS-38	4				CVVUCR	33	211121 P16	073	
083	HIFI MGHT4 -H . SHD		HMH.-	-	H018	041BS-38	4			Cable Shield	CVVUCR	33	211121 P16	083	
-															
084	HIFI MGHT5 -H . HT		HMH.-	-	H019	041BS-38	5			Brass 041BS38	CVVUCR	33	211121 P16	084	
074	HIFI MGHT5 -H . HTRTN		HMH.-	-	H019	041BS-38	5				CVVUCR	33	211121 P16	074	
085	HIFI MGHT5 -H . MG		HMH.-	-	H019	041BS-38	5				CVVUCR	33	211121 P16	085	
075	HIFI MGHT5 -H . MGRTN		HMH.-	-	H019	041BS-38	5				CVVUCR	33	211121 P16	075	
076	HIFI MGHT5 -H . SHD		HMH.-	-	H019	041BS-38	5			Cable Shield	CVVUCR	33	211121 P16	076	
-															
052	HIFI SIF D1 -H . SIF1		H2D.-	-	H053	051BS-30	6			Brass 051BS30	CVVUCR	33	211121 P16	052	
063	HIFI SIF D1 -H . SIF2		H2D.-	-	H053	051BS-30	6				CVVUCR	33	211121 P16	063	
051	HIFI SIF D1 -H . SIF3		H2D.-	-	H053	051BS-30	6				CVVUCR	33	211121 P16	051	
062	HIFI SIF D1 -H . SIF4		H2D.-	-	H053	051BS-30	6				CVVUCR	33	211121 P16	062	
061	HIFI SIF D1 -H . RTN1		H2D.-	-	H053	051BS-30	6				CVVUCR	33	211121 P16	061	
050	HIFI SIF D1 -H . SHD01		H2D.-	-	H053	051BS-30				Cable Shield	CVVUCR	33	211121 P16	050	
-															
054	HIFI SIF D1 -H . SIF5		H2D.-	-	H053	051BS-30	6			Brass 051BS30	CVVUCR	33	211121 P16	054	
065	HIFI SIF D1 -H . SIF6		H2D.-	-	H053	051BS-30	6				CVVUCR	33	211121 P16	065	

Astrium GmbH	**Pin Allocation List** (Harness)	Doc.No.: HP-2-ASED-IC-0014
Project: HERSCHEL		Issue: 1.0 Date: 21.04.2004
		Sheet: PAL-2 (of 4)

Connector: 311100 J01 **Function:** HIFI SVM CB1 (HIFI Bundle 02) **Conn.-Type:** SCC340104401B032235P

Item: HHSVMCB1 **Location:** 25 / I/F CB ab. SVM Panel 5 (HIFI1 CB) **Backshell:** 440 FS 110 M 22 32

EMC-Category: 2I/Sig H fr CVVFT to SVMCB

Pin	Signal Designation	Interface-Code Circuit	Signal	Pos.	Ch. ID	Wiring	Grouping: Shd	Cable	Twist	Comment	Target-Item	Location	Connector	Pin	New
055	HIFI SIF D1 -H . SIF7		H2D.-	-	H053	051BS-30	6				CVVUCR	33	211121 P16	055	
066	HIFI SIF D1 -H . TST		H2D.-	-	H053	051BS-30	6				CVVUCR	33	211121 P16	066	
064	HIFI SIF D1 -H . RTN2		H2D.-	-	H053	051BS-30	6				CVVUCR	33	211121 P16	064	
053	HIFI SIF D1 -H . SHD02		H2D.-	-	H053	051BS-30	6			Cable Shield	CVVUCR	33	211121 P16	053	
-															
059	HIFI SIF G1 -H . GA		H2G.-	-	H054	041SS-38	7			Steel 041SS-38	CVVUCR	33	211121 P16	059	
048	HIFI SIF G1 -H . ARTN		H2G.-	-	H054	041SS-38	7				CVVUCR	33	211121 P16	048	
060	HIFI SIF G1 -H . GB		H2G.-	-	H054	041SS-38	7				CVVUCR	33	211121 P16	060	
049	HIFI SIF G1 -H . BRTN		H2G.-	-	H054	041SS-38	7				CVVUCR	33	211121 P16	049	
047	HIFI SIF G1 -H . SHD03		H2G.-	-	H054	041SS-38	7			Cable Shield	CVVUCR	33	211121 P16	047	
-															
030	HIFI SIF D2 -H . SIF1		H2D.-	-	H055	051BS-30	8			Brass 051BS30	CVVUCR	33	211121 P16	030	
041	HIFI SIF D2 -H . SIF2		H2D.-	-	H055	051BS-30	8				CVVUCR	33	211121 P16	041	
042	HIFI SIF D2 -H . SIF3		H2D.-	-	H055	051BS-30	8				CVVUCR	33	211121 P16	042	
031	HIFI SIF D2 -H . SIF4		H2D.-	-	H055	051BS-30	8				CVVUCR	33	211121 P16	031	
040	HIFI SIF D2 -H . RTN1		H2D.-	-	H055	051BS-30					CVVUCR	33	211121 P16	040	
029	HIFI SIF D2 -H . SHD01		H2D.-	-	H055	051BS-30				Cable Shield	CVVUCR	33	211121 P16	029	
-															
033	HIFI SIF D2 -H . SIF5		H2D.-	-	H055	051BS-30	8				CVVUCR	33	211121 P16	033	
044	HIFI SIF D2 -H . SIF6		H2D.-	-	H055	051BS-30	8				CVVUCR	33	211121 P16	044	
034	HIFI SIF D2 -H . SIF7		H2D.-	-	H055	051BS-30	8				CVVUCR	33	211121 P16	034	
045	HIFI SIF D2 -H . TST		H2D.-	-	H055	051BS-30	8				CVVUCR	33	211121 P16	045	
043	HIFI SIF D2 -H . RTN2		H2D.-	-	H055	051BS-30	8				CVVUCR	33	211121 P16	043	
032	HIFI SIF D2 -H . SHD02		H2D.-	-	H055	051BS-30	8			Cable Shield	CVVUCR	33	211121 P16	032	
-															
038	HIFI SIF G2 -H . GA		H2G.-	-	H056	041SS-38	9			Steel 041SS38	CVVUCR	33	211121 P16	038	
027	HIFI SIF G2 -H . ARTN		H2G.-	-	H056	041SS-38	9				CVVUCR	33	211121 P16	027	
025	HIFI SIF G2 -H . GB		H2G.-	-	H056	041SS-38	9				CVVUCR	33	211121 P16	025	
028	HIFI SIF G2 -H . BRTN		H2G.-	-	H056	041SS-38	9				CVVUCR	33	211121 P16	028	
037	HIFI SIF G2 -H . SHD03		H2G.-	-	H056	041SS-38	9			Cable Shield	CVVUCR	33	211121 P16	037	
-															
012	HIFI SIF D3 -H . SIF1		H2D.-	-	H057	051BS-30	10			Brass 051BS30	CVVUCR	33	211121 P16	012	
021	HIFI SIF D3 -H . SIF2		H2D.-	-	H057	051BS-30	10				CVVUCR	33	211121 P16	021	
011	HIFI SIF D3 -H . SIF3		H2D.-	-	H057	051BS-30	10				CVVUCR	33	211121 P16	011	
020	HIFI SIF D3 -H . SIF4		H2D.-	-	H057	051BS-30	10				CVVUCR	33	211121 P16	020	
019	HIFI SIF D3 -H . RTN1		H2D.-	-	H057	051BS-30	10				CVVUCR	33	211121 P16	019	
010	HIFI SIF D3 -H . SHD01		H2D.-	-	H057	051BS-30	10			Cable Shield	CVVUCR	33	211121 P16	010	
-															
015	HIFI SIF D3 -H . SIF5		H2D.-	-	H057	051BS-30	10			Brass 051BS30	CVVUCR	33	211121 P16	015	

Connector: 311100 J01 **Function:** HIFI SVM CB1 (HIFI Bundle 02) **Conn.-Type:** SCC340104401B032235P

Item: HHSVMCB1 **Location:** 25 / I/F CB ab. SVM Panel 5 (HIFI1 CB) **Backshell:** 440 FS 110 M 22 32

EMC-Category: 2I/Sig H fr CVVFT to SVMCB

Pin	Signal Designation	Interface-Code Circuit	Signal	Pos.	Ch. ID	Wiring	Grouping: Shd	Cable	Twist	Comment	Target-Item	Location	Connector	Pin	New
024	HIFI SIF D3 -H . SIF6		H2D.-	-	H057	051BS-30	10				CVVUCR	33	211121 P16	024	
014	HIFI SIF D3 -H . SIF7		H2D.-	-	H057	051BS-30	10				CVVUCR	33	211121 P16	014	
023	HIFI SIF D3 -H . TST		H2D.-	-	H057	051BS-30	10				CVVUCR	33	211121 P16	023	
022	HIFI SIF D3 -H . RTN2		H2D.-	-	H057	051BS-30	10				CVVUCR	33	211121 P16	022	
013	HIFI SIF D3 -H . SHD02		H2D.-	-	H057	051BS-30	10			Cable Shield	CVVUCR	33	211121 P16	013	
-															
004	HIFI SIF G3 -H . GA		H2G.-	-	H058	041SS-38	11			Steel 041SS38	CVVUCR	33	211121 P16	004	
005	HIFI SIF G3 -H . ARTN		H2G.-	-	H058	041SS-38	11				CVVUCR	33	211121 P16	005	
007	HIFI SIF G3 -H . GB		H2G.-	-	H058	041SS-38	11				CVVUCR	33	211121 P16	007	
006	HIFI SIF G3 -H . BRTN		H2G.-	-	H058	041SS-38	11				CVVUCR	33	211121 P16	006	
003	HIFI SIF G3 -H . SHD03		H2G.-	-	H058	041SS-38	11			Cable Shield	CVVUCR	33	211121 P16	003	
-	NC														
-	NC														
-	NC														
-	NC														
-	NC														
-	NC														
-	NC														
-	NC														
-	NC														
-	NC														
-	NC														
-	NC														
-	NC														
-	NC														
-	NC														
-	NC														
-	NC														
-	NC														
-	NC														
-	NC														
-	NC														
-	NC														
-	NC														
-	NC														
-	NC														
-	NC														
-	NC														
-	NC														
-	NC														

Astrium GmbH	**Pin Allocation List** (Harness)	Doc.No.: HP-2-ASED-IC-0014
Project: HERSCHEL		Issue: 1.0 Date: 21.04.2004
		Sheet: PAL-4 (of 4)

Connector: 311100 J01 **Function:** HIFI SVM CB1 (HIFI Bundle 02) **Conn.-Type:** SCC340104401B032235P

Item: HHSVMCB1 **Location:** 25 / I/F CB ab. SVM Panel 5 (HIFI1 CB) **Backshell:** 440 FS 110 M 22 32

EMC-Category: 2I/Sig H fr CVVFT to SVMCB

Pin	Signal Designation	Interface-Code Circuit	Signal	Pos.	Ch. ID	Wiring	Grouping: Shd	Cable	Twist	Comment	Target-Item	Location	Connector	Pin	New
-	NC														
CH	Connector Housing									Overall Shd connected to Backshell					

Astrium GmbH	**Pin Allocation List**	Doc.No.: HP-2-ASED-IC-0014
Project: HERSCHEL	**(Harness)**	Issue: 1.0 Date: 21.04.2004
		Sheet: PAL-1 (of 4)

Connector: 311100 J04 **Function:** HIFI SVM CB1 (HIFI Bundle 03) **Conn.-Type:** SCC340104401B032235P

Item: HHSVMCB1 **Location:** 25 / I/F CB ab. SVM Panel 5 (HIFI1 CB) **Backshell:** 440 FS 110 M 22 03

EMC-Category: 2I/Sig H fr CVVFT to SVMCB

Pin	Signal Designation	Interface-Code Circuit	Signal	Pos.	Ch. ID	Wiring	Grouping: Shd	Cable	Twist	Comment	Target-Item	Location	Connector	Pin	New	
096	HIFI MX1-V . B		HMX.-	-	H008	051SS-38	1			Steel 051SS38	CVVUCR	33	211121 P19	096	3.	3.
097	HIFI MX1-V . VM		HMX.-	-	H008	051SS-38	1				CVVUCR	33	211121 P19	097		
090	HIFI MX1-V . IM		HMX.-	-	H008	051SS-38	1				CVVUCR	33	211121 P19	090		
088	HIFI MX1-V . BRTN		HMX.-	-	H008	051SS-38	1				CVVUCR	33	211121 P19	088		
089	HIFI MX1-V . VMRTN		HMX.-	-	H008	051SS-38	1				CVVUCR	33	211121 P19	089		
095	HIFI MX1-V . SHD		HMX.-	-	H008	051SS-38	1			Cable Shield	CVVUCR	33	211121 P19	095		
-																
091	HIFI MX2-V . B		HMX.-	-	H009	051SS-38	2			Steel 051SS38	CVVUCR	33	211121 P19	091	3.	3.
099	HIFI MX2-V . VM		HMX.-	-	H009	051SS-38	2				CVVUCR	33	211121 P19	099		
100	HIFI MX2-V . IM		HMX.-	-	H009	051SS-38	2				CVVUCR	33	211121 P19	100		
092	HIFI MX2-V . BRTN		HMX.-	-	H009	051SS-38	2				CVVUCR	33	211121 P19	092		
093	HIFI MX2-V . VMRTN		HMX.-	-	H009	051SS-38	2				CVVUCR	33	211121 P19	093		
098	HIFI MX2-V . SHD		HMX.-	-	H009	051SS-38	2			Cable Shield	CVVUCR	33	211121 P19	098		
-																
069	HIFI MX3-V . B		HMX.-	-	H010	051SS-38	3			Steel 051SS38	CVVUCR	33	211121 P19	069	3.	3.
070	HIFI MX3-V . VM		HMX.-	-	H010	051SS-38	3				CVVUCR	33	211121 P19	070		
079	HIFI MX3-V . IM		HMX.-	-	H010	051SS-38	3				CVVUCR	33	211121 P19	079		
068	HIFI MX3-V . BRTN		HMX.-	-	H010	051SS-38	3				CVVUCR	33	211121 P19	068		
078	HIFI MX3-V . VMRTN		HMX.-	-	H010	051SS-38	3				CVVUCR	33	211121 P19	078		
087	HIFI MX3-V . SHD		HMX.-	-	H010	051SS-38	3			Cable Shield	CVVUCR	33	211121 P19	087		
-																
081	HIFI MX4-V . B		HMX.-	-	H011	051SS-38	4			Steel 051SS38	CVVUCR	33	211121 P19	081	3.	3.
072	HIFI MX4-V . VM		HMX.-	-	H011	051SS-38	4				CVVUCR	33	211121 P19	072		
073	HIFI MX4-V . IM		HMX.-	-	H011	051SS-38	4				CVVUCR	33	211121 P19	073		
080	HIFI MX4-V . BRTN		HMX.-	-	H011	051SS-38	4				CVVUCR	33	211121 P19	080		
082	HIFI MX4-V . VMRTN		HMX.-	-	H011	051SS-38	4				CVVUCR	33	211121 P19	082		
071	HIFI MX4-V . SHD		HMX.-	-	H011	051SS-38	4			Cable Shield	CVVUCR	33	211121 P19	071		
-																
076	HIFI MX5-V . B		HMX.-	-	H012	051SS-38	5			Steel 051SS38	CVVUCR	33	211121 P19	076	3.	3.
084	HIFI MX5-V . VM		HMX.-	-	H012	051SS-38	5				CVVUCR	33	211121 P19	084		
085	HIFI MX5-V . IM		HMX.-	-	H012	051SS-38	5				CVVUCR	33	211121 P19	085		
075	HIFI MX5-V . BRTN		HMX.-	-	H012	051SS-38	5				CVVUCR	33	211121 P19	075		
074	HIFI MX5-V . VMRTN		HMX.-	-	H012	051SS-38	5				CVVUCR	33	211121 P19	074		
083	HIFI MX5-V . SHD		HMX.-	-	H012	051SS-38	5			Cable Shield	CVVUCR	33	211121 P19	083		
-																
054	HIFI MX6-V . B		HMX.-	-	H013	051SS-38	6			Steel 051SS38	CVVUCR	33	211121 P19	054	3.	3.
055	HIFI MX6-V . VM		HMX.-	-	H013	051SS-38	6				CVVUCR	33	211121 P19	055		
064	HIFI MX6-V . IM		HMX.-	-	H013	051SS-38	6				CVVUCR	33	211121 P19	064		
065	HIFI MX6-V . BRTN		HMX.-	-	H013	051SS-38	6				CVVUCR	33	211121 P19	065		

Astrium GmbH	**Pin Allocation List**	Doc.No.: HP-2-ASED-IC-0014
Project: HERSCHEL	**(Harness)**	Issue: 1.0 Date: 21.04.2004
		Sheet: PAL-2 (of 4)

Connector: 311100 J04 **Function:** HIFI SVM CB1 (HIFI Bundle 03) **Conn.-Type:** SCC340104401B032235P

Item: HHSVMCB1 **Location:** 25 / I/F CB ab. SVM Panel 5 (HIFI1 CB) **Backshell:** 440 FS 110 M 22 03

EMC-Category: 2I/Sig H fr CVVFT to SVMCB

Pin	Signal Designation	Interface-Code Circuit	Signal	Pos.	Ch. ID	Wiring	Grouping: Shd	Cable	Twist	Comment	Target-Item	Location	Connector	Pin	New	
066	HIFI MX6-V . VMRTN		HMX.-	-	H013	051SS-38	6				CVVUCR	33	211121 P19	066		
053	HIFI MX6-V . SHD		HMX.-	-	H013	051SS-38	6			Cable Shield	CVVUCR	33	211121 P19	053		
-																
051	HIFI MX7-V . B		HMX.-	-	H014	051SS-38	7			Steel 051SS38	CVVUCR	33	211121 P19	051	3.	3.
052	HIFI MX7-V . VM		HMX.-	-	H014	051SS-38	7				CVVUCR	33	211121 P19	052		
061	HIFI MX7-V . IM		HMX.-	-	H014	051SS-38	7				CVVUCR	33	211121 P19	061		
062	HIFI MX7-V . BRTN		HMX.-	-	H014	051SS-38	7				CVVUCR	33	211121 P19	062		
063	HIFI MX7-V . VMRTN		HMX.-	-	H014	051SS-38	7				CVVUCR	33	211121 P19	063		
050	HIFI MX7-V . SHD		HMX.-	-	H014	051SS-38	7			Cable Shield	CVVUCR	33	211121 P19	050		
-																
048	HIFI FIF1 D -V . D1		H1D.-	-	H039	041BS-30	8			Brass 041BS30	CVVUCR	33	211121 P19	048		
049	HIFI FIF1 D -V . D2		H1D.-	-	H039	041BS-30	8				CVVUCR	33	211121 P19	049		
059	HIFI FIF1 D -V . TST		H1D.-	-	H039	041BS-30	8				CVVUCR	33	211121 P19	059		
060	HIFI FIF1 D -V . DRTN		H1D.-	-	H039	041BS-30	8				CVVUCR	33	211121 P19	060		
058	HIFI FIF1 D -V . SHD		H1D.-	-	H039	041BS-30	8			Cable Shield	CVVUCR	33	211121 P19	058		
-																
025	HIFI FIF1 G -V . G1		H1G.-	-	H040	031SS-38	9			Steel 031SS38	CVVUCR	33	211121 P19	025		
036	HIFI FIF1 G -V . G2		H1G.-	-	H040	031SS-38	9				CVVUCR	33	211121 P19	036		
035	HIFI FIF1 G -V . GRTN		H1G.-	-	H040	031SS-38	9				CVVUCR	33	211121 P19	035		
016	HIFI FIF1 G -V . SHD		H1G.-	-	H040	031SS-38	9			Cable Shield	CVVUCR	33	211121 P19	016		
-																
034	HIFI FIF2 D -V . D1		H1D.1	-	H041	031BS-30	10			Steel 031SS30	CVVUCR	33	211121 P19	034		
045	HIFI FIF2 D -V . D2		H1D.1	-	H041	031BS-30	10				CVVUCR	33	211121 P19	045		
044	HIFI FIF2 D -V . DRTN		H1D.1	-	H041	031BS-30	10				CVVUCR	33	211121 P19	044		
033	HIFI FIF2 D -V . SHD		H1D.1	-	H041	031BS-30	10			Cable Shield	CVVUCR	33	211121 P19	033		
-																
042	HIFI FIF2 G -V . G1		H1G.-	-	H042	031SS-38	11			Steel 031SS38	CVVUCR	33	211121 P19	042		
043	HIFI FIF2 G -V . G2		H1G.-	-	H042	031SS-38	11				CVVUCR	33	211121 P19	043		
032	HIFI FIF2 G -V . GRTN		H1G.-	-	H042	031SS-38	11				CVVUCR	33	211121 P19	032		
031	HIFI FIF2 G -V . SHD		H1G.-	-	H042	031SS-38	11			Cable Shield	CVVUCR	33	211121 P19	031		
-																
030	HIFI FIF3 D -V . D1		H1D.1	-	H043	031BS-30	12			Brass 031BS30	CVVUCR	33	211121 P19	030		
041	HIFI FIF3 D -V . D2		H1D.1	-	H043	031BS-30	12				CVVUCR	33	211121 P19	041		
040	HIFI FIF3 D -V . DRTN		H1D.1	-	H043	031BS-30	12				CVVUCR	33	211121 P19	040		
029	HIFI FIF3 D -V . SHD		H1D.1	-	H043	031BS-30	12			Cable Shield	CVVUCR	33	211121 P19	029		
-																
028	HIFI FIF3 G -V . G1		H1G.-	-	H044	031SS-38	13			Steel 031SS38	CVVUCR	33	211121 P19	028		
039	HIFI FIF3 G -V . G2		H1G.-	-	H044	031SS-38	13				CVVUCR	33	211121 P19	039		
038	HIFI FIF3 G -V . GRTN		H1G.-	-	H044	031SS-38	13				CVVUCR	33	211121 P19	038		

Astrium GmbH	**Pin Allocation List**	Doc.No.: HP-2-ASED-IC-0014
Project: HERSCHEL	**(Harness)**	Issue: 1.0 Date: 21.04.2004
		Sheet: PAL-3 (of 4)

Connector: 311100 J04 **Function:** HIFI SVM CB1 (HIFI Bundle 03) **Conn.-Type:** SCC340104401B032235P

Item: HHSVMCB1 **Location:** 25 / I/F CB ab. SVM Panel 5 (HIFI1 CB) **Backshell:** 440 FS 110 M 22 03

EMC-Category: 2I/Sig H fr CVVFT to SVMCB

		Interface-Code					Grouping:							
Pin	**Signal Designation**	**Circuit**	**Signal**	**Pos.**	**Ch. ID**	**Wiring**	**Shd**	**Cable**	**Twist**	**Comment**	**Target-Item**	**Location**	**Connector**	**Pin**	**New**
027	HIFI FIF3 G -V . SHD		H1G.-	-	H044	031SS-38	13			Cable Shield	CVVUCR	33	211121 P19	027	
-															
014	HIFI FIF4 D -V . D1		H1D.-	-	H045	041BS-30	14			Brass 041BS30	CVVUCR	33	211121 P19	014	
015	HIFI FIF4 D -V . D2		H1D.-	-	H045	041BS-30	14				CVVUCR	33	211121 P19	015	
023	HIFI FIF4 D -V . TST		H1D.-	-	H045	041BS-30	14				CVVUCR	33	211121 P19	023	
024	HIFI FIF4 D -V . DRTN		H1D.-	-	H045	041BS-30	14				CVVUCR	33	211121 P19	024	
022	HIFI FIF4 D -V . SHD		H1D.-	-	H045	041BS-30	14			Cable Shield	CVVUCR	33	211121 P19	022	
-															
012	HIFI FIF4 G -V . G1		H1G.-	-	H046	031SS-38	15			Steel 031SS38	CVVUCR	33	211121 P19	012	
013	HIFI FIF4 G -V . G2		H1G.-	-	H046	031SS-38	15				CVVUCR	33	211121 P19	013	
021	HIFI FIF4 G -V . GRTN		H1G.-	-	H046	031SS-38	15				CVVUCR	33	211121 P19	021	
020	HIFI FIF4 G -V . SHD		H1G.-	-	H046	031SS-38	15			Cable Shield	CVVUCR	33	211121 P19	020	
-															
017	HIFI FIF5 D -V . D1		H1D.1	-	H047	031BS-30	16			Brass 031BS30	CVVUCR	33	211121 P19	017	
037	HIFI FIF5 D -V . D2		H1D.1	-	H047	031BS-30	16				CVVUCR	33	211121 P19	037	
026	HIFI FIF5 D -V . DRTN		H1D.1	-	H047	031BS-30	16				CVVUCR	33	211121 P19	026	
009	HIFI FIF5 D -V . SHD		H1D.1	-	H047	031BS-30	16			Cable Shield	CVVUCR	33	211121 P19	009	
-															
010	HIFI FIF5 G -V . G1		H1G.-	-	H048	031SS-38	17			Steel 031SS38	CVVUCR	33	211121 P19	010	
019	HIFI FIF5 G -V . G2		H1G.-	-	H048	031SS-38	17				CVVUCR	33	211121 P19	019	
011	HIFI FIF5 G -V . GRTN		H1G.-	-	H048	031SS-38	17				CVVUCR	33	211121 P19	011	
018	HIFI FIF5 G -V . SHD		H1G.-	-	H048	031SS-38	17			Cable Shield	CVVUCR	33	211121 P19	018	
-															
001	HIFI FIF6 D -V . D1		H1D.1	-	H049	031BS-30	18			Brass 031BS30	CVVUCR	33	211121 P19	001	
002	HIFI FIF6 D -V . D2		H1D.1	-	H049	031BS-30	18				CVVUCR	33	211121 P19	002	
003	HIFI FIF6 D -V . DRTN		H1D.1	-	H049	031BS-30	18				CVVUCR	33	211121 P19	003	
008	HIFI FIF6 D -V . SHD		H1D.1	-	H049	031BS-30	18			Cable Shield	CVVUCR	33	211121 P19	008	
-															
004	HIFI FIF6 G -V . G1		H1G.-	-	H050	031SS-38	19			Steel 031SS38	CVVUCR	33	211121 P19	004	
005	HIFI FIF6 G -V . G2		H1G.-	-	H050	031SS-38	19				CVVUCR	33	211121 P19	005	
006	HIFI FIF6 G -V . GRTN		H1G.-	-	H050	031SS-38	19				CVVUCR	33	211121 P19	006	
007	HIFI FIF6 G -V . SHD		H1G.-	-	H050	031SS-38	19			Cable Shield	CVVUCR	33	211121 P19	007	
-															
056	HIFI FIF7 D -V . D1		H1D.1	-	H051	031BS-30	20			Brass 031BS30	CVVUCR	33	211121 P19	056	
057	HIFI FIF7 D -V . D2		H1D.1	-	H051	031BS-30	20				CVVUCR	33	211121 P19	057	
046	HIFI FIF7 D -V . DRTN		H1D.1	-	H051	031BS-30	20				CVVUCR	33	211121 P19	046	
047	HIFI FIF7 D -V . SHD		H1D.1	-	H051	031BS-30	20			Cable Shield	CVVUCR	33	211121 P19	047	
-															
077	HIFI FIF7 G -V . G1		H1G.-	-	H052	031SS-38	21			Steel 031SS38	CVVUCR	33	211121 P19	077	

Astrium GmbH	**Pin Allocation List** (Harness)	Doc.No.: HP-2-ASED-IC-0014
Project: HERSCHEL		Issue: 1.0 Date: 21.04.2004
		Sheet: PAL-4 (of 4)

Connector: 311100 J04 **Function:** HIFI SVM CB1 (HIFI Bundle 03) **Conn.-Type:** SCC340104401B032235P

Item: HHSVMCB1 **Location:** 25 / I/F CB ab. SVM Panel 5 (HIFI1 CB) **Backshell:** 440 FS 110 M 22 03

EMC-Category: 2I/Sig H fr CVVFT to SVMCB

Pin	Signal Designation	Interface-Code Circuit	Signal	Pos.	Ch. ID	Wiring	Grouping: Shd	Cable	Twist	Comment	Target-Item	Location	Connector	Pin	New
086	HIFI FIF7 G -V . G2		H1G.-	-	H052	031SS-38	21				CVVUCR	33	211121 P19	086	
094	HIFI FIF7 G -V . GRTN		H1G.-	-	H052	031SS-38	21				CVVUCR	33	211121 P19	094	
067	HIFI FIF7 G -V . SHD		H1G.-	-	H052	031SS-38	21			Cable Shield	CVVUCR	33	211121 P19	067	
-															
CH	Connector Housing									Overall Shield connected to Backshell					

Astrium GmbH	**Pin Allocation List**	Doc.No.: HP-2-ASED-IC-0014
Project: HERSCHEL	**(Harness)**	Issue: 1.0 Date: 21.04.2004
		Sheet: PAL-1 (of 4)

Connector: 311100 J05 **Function:** HIFI SVM CB1 (HIFI Bundle 04) **Conn.-Type:** SCC340104401B032235P

Item: HHSVMCB1 **Location:** 25 / I/F CB ab. SVM Panel 5 (HIFI1 CB) **Backshell:** 440 FS 110 M 22 32

EMC-Category: 2I/Sig H fr CVVFT to SVMCB

Pin	Signal Designation	Interface-Code Circuit	Signal	Pos.	Ch. ID	Wiring	Grouping: Shd	Cable	Twist	Comment	Target-Item	Location	Connector	Pin	New
079	HIFI MGHT1 -V . HT		HMH.-	-	H020	041BS-38	1			Brass 041BS38	CVVUCR	33	211121 P20	079	
070	HIFI MGHT1 -V . HTRTN		HMH.-	-	H020	041BS-38	1				CVVUCR	33	211121 P20	070	
080	HIFI MGHT1 -V . MG		HMH.-	-	H020	041BS-38	1				CVVUCR	33	211121 P20	080	
071	HIFI MGHT1 -V . MGRTN		HMH.-	-	H020	041BS-38	1				CVVUCR	33	211121 P20	071	
069	HIFI MGHT1 -V . SHD		HMH.-	-	H020	041BS-38	1			Cable Shield	CVVUCR	33	211121 P20	069	
-															
097	HIFI MGHT2 -V . HT		HMH.-	-	H021	041BS-38	2			Brass 041BS38	CVVUCR	33	211121 P20	097	
089	HIFI MGHT2 -V . HTRTN		HMH.-	-	H021	041BS-38	2				CVVUCR	33	211121 P20	089	
098	HIFI MGHT2 -V . MG		HMH.-	-	H021	041BS-38	2				CVVUCR	33	211121 P20	098	
090	HIFI MGHT2 -V . MGRTN		HMH.-	-	H021	041BS-38	2				CVVUCR	33	211121 P20	090	
096	HIFI MGHT2 -V . SHD		HMH.-	-	H021	041BS-38	2			Cable Shield	CVVUCR	33	211121 P20	096	
-															
099	HIFI MGHT3 -V . HT		HMH.-	-	H022	041BS-38	3			Brass 041BS38	CVVUCR	33	211121 P20	099	
091	HIFI MGHT3 -V . HTRTN		HMH.-	-	H022	041BS-38	3				CVVUCR	33	211121 P20	091	
100	HIFI MGHT3 -V . MG		HMH.-	-	H022	041BS-38	3				CVVUCR	33	211121 P20	100	
092	HIFI MGHT3 -V . MGRTN		HMH.-	-	H022	041BS-38	3				CVVUCR	33	211121 P20	092	
093	HIFI MGHT3 -V . SHD		HMH.-	-	H022	041BS-38	3			Cable Shield	CVVUCR	33	211121 P20	093	
-															
081	HIFI MGHT4 -V . HT		HMH.-	-	H023	041BS-38	4			Brass 041BS38	CVVUCR	33	211121 P20	081	
072	HIFI MGHT4 -V . HTRTN		HMH.-	-	H023	041BS-38	4				CVVUCR	33	211121 P20	072	
082	HIFI MGHT4 -V . MG		HMH.-	-	H023	041BS-38	4				CVVUCR	33	211121 P20	082	
073	HIFI MGHT4 -V . MGRTN		HMH.-	-	H023	041BS-38	4				CVVUCR	33	211121 P20	073	
083	HIFI MGHT4 -V . SHD		HMH.-	-	H023	041BS-38	4			Cable Shield	CVVUCR	33	211121 P20	083	
-															
084	HIFI MGHT5 -V . HT		HMH.-	-	H024	041BS-38	5			Brass 041BS38	CVVUCR	33	211121 P20	084	
074	HIFI MGHT5 -V . HTRTN		HMH.-	-	H024	041BS-38	5				CVVUCR	33	211121 P20	074	
085	HIFI MGHT5 -V . MG		HMH.-	-	H024	041BS-38	5				CVVUCR	33	211121 P20	085	
075	HIFI MGHT5 -V . MGRTN		HMH.-	-	H024	041BS-38	5				CVVUCR	33	211121 P20	075	
076	HIFI MGHT5 -V . SHD		HMH.-	-	H024	041BS-38	5			Cable Shield	CVVUCR	33	211121 P20	076	
-															
052	HIFI SIF D1 -V . SIF1		H2D.-	-	H059	051BS-30	6			Brass 051BS30	CVVUCR	33	211121 P20	052	
063	HIFI SIF D1 -V . SIF2		H2D.-	-	H059	051BS-30	6				CVVUCR	33	211121 P20	063	
051	HIFI SIF D1 -V . SIF3		H2D.-	-	H059	051BS-30	6				CVVUCR	33	211121 P20	051	
062	HIFI SIF D1 -V . SIF4		H2D.-	-	H059	051BS-30	6				CVVUCR	33	211121 P20	062	
061	HIFI SIF D1 -V . RTN1		H2D.-	-	H059	051BS-30	6				CVVUCR	33	211121 P20	061	
050	HIFI SIF D1 -V . SHD01		H2D.-	-	H059	051BS-30	6			Cable 6-1 Shield	CVVUCR	33	211121 P20	050	
-															
054	HIFI SIF D1 -V . SIF5		H2D.-	-	H059	051BS-30	6			Brass 051BS30	CVVUCR	33	211121 P20	054	
065	HIFI SIF D1 -V . SIF6		H2D.-	-	H059	051BS-30	6				CVVUCR	33	211121 P20	065	

Astrium GmbH	**Pin Allocation List**	Doc.No.: HP-2-ASED-IC-0014
Project: HERSCHEL	**(Harness)**	Issue: 1.0 Date: 21.04.2004
		Sheet: PAL-2 (of 4)

Connector: 311100 J05 **Function:** HIFI SVM CB1 (HIFI Bundle 04) **Conn.-Type:** SCC340104401B032235P

Item: HHSVMCB1 **Location:** 25 / I/F CB ab. SVM Panel 5 (HIFI1 CB) **Backshell:** 440 FS 110 M 22 32

EMC-Category: 2I/Sig H fr CVVFT to SVMCB

Pin	Signal Designation	Interface-Code Circuit	Signal	Pos.	Ch. ID	Wiring	Grouping: Shd	Cable	Twist	Comment	Target-Item	Location	Connector	Pin	New
055	HIFI SIF D1 -V . SIF7		H2D.-	-	H059	051BS-30	6				CVVUCR	33	211121 P20	055	
066	HIFI SIF D1 -V . TST		H2D.-	-	H059	051BS-30	6				CVVUCR	33	211121 P20	066	
064	HIFI SIF D1 -V . RTN2		H2D.-	-	H059	051BS-30	6				CVVUCR	33	211121 P20	064	
053	HIFI SIF D1 -V . SHD02		H2D.-	-	H059	051BS-30	6			Cable 6-2 Shield	CVVUCR	33	211121 P20	053	
-															
059	HIFI SIF G1 -V . GA		H2G.-	-	H060	041SS-38	7			Steel 041SS38	CVVUCR	33	211121 P20	059	
048	HIFI SIF G1 -V . ARTN		H2G.-	-	H060	041SS-38	7				CVVUCR	33	211121 P20	048	
060	HIFI SIF G1 -V . GB		H2G.-	-	H060	041SS-38	7				CVVUCR	33	211121 P20	060	
049	HIFI SIF G1 -V . BRTN		H2G.-	-	H060	041SS-38	7				CVVUCR	33	211121 P20	049	
047	HIFI SIF G1 -V . SHD03		H2G.-	-	H060	041SS-38	7			Cable 7 Shield	CVVUCR	33	211121 P20	047	
-															
030	HIFI SIF D2 -V . SIF1		H2D.-	-	H061	051BS-30	8			Brass 051BS-30	CVVUCR	33	211121 P20	030	
041	HIFI SIF D2 -V . SIF2		H2D.-	-	H061	051BS-30	8				CVVUCR	33	211121 P20	041	
042	HIFI SIF D2 -V . SIF3		H2D.-	-	H061	051BS-30	8				CVVUCR	33	211121 P20	042	
031	HIFI SIF D2 -V . SIF4		H2D.-	-	H061	051BS-30	8				CVVUCR	33	211121 P20	031	
040	HIFI SIF D2 -V . RTN1		H2D.-	-	H061	051BS-30	8				CVVUCR	33	211121 P20	040	
029	HIFI SIF D2 -V . SHD01		H2D.-	-	H061	051BS-30	8			Cable 8-1 Shield	CVVUCR	33	211121 P20	029	
-															
033	HIFI SIF D2 -V . SIF5		H2D.-	-	H061	051BS-30	8			Brass 051BS30	CVVUCR	33	211121 P20	033	
044	HIFI SIF D2 -V . SIF6		H2D.-	-	H061	051BS-30	8				CVVUCR	33	211121 P20	044	
034	HIFI SIF D2 -V . SIF7		H2D.-	-	H061	051BS-30	8				CVVUCR	33	211121 P20	034	
045	HIFI SIF D2 -V . TST		H2D.-	-	H061	051BS-30	8				CVVUCR	33	211121 P20	045	
043	HIFI SIF D2 -V . RTN2		H2D.-	-	H061	051BS-30	8				CVVUCR	33	211121 P20	043	
032	HIFI SIF D2 -V . SHD02		H2D.-	-	H061	051BS-30	8			Cable 8-2 Shield	CVVUCR	33	211121 P20	032	
-															
038	HIFI SIF G2 -V . GA		H2G.-	-	H062	041SS-38	9			Steel 041SS38	CVVUCR	33	211121 P20	038	
027	HIFI SIF G2 -V . ARTN		H2G.-	-	H062	041SS-38	9				CVVUCR	33	211121 P20	027	
039	HIFI SIF G2 -V . GB		H2G.-	-	H062	041SS-38	9				CVVUCR	33	211121 P20	039	
028	HIFI SIF G2 -V . BRTN		H2G.-	-	H062	041SS-38	9				CVVUCR	33	211121 P20	028	
037	HIFI SIF G2 -V . SHD03		H2G.-	-	H062	041SS-38	9			Cable 9 Shield	CVVUCR	33	211121 P20	037	
-															
012	HIFI SIF D3 -V . SIF1		H2D.-	-	H063	051BS-30	10			Brass 051BS30	CVVUCR	33	211121 P20	012	
021	HIFI SIF D3 -V . SIF2		H2D.-	-	H063	051BS-30	10				CVVUCR	33	211121 P20	021	
011	HIFI SIF D3 -V . SIF3		H2D.-	-	H063	051BS-30	10				CVVUCR	33	211121 P20	011	
020	HIFI SIF D3 -V . SIF4		H2D.-	-	H063	051BS-30	10				CVVUCR	33	211121 P20	020	
019	HIFI SIF D3 -V . RTN1		H2D.-	-	H063	051BS-30	10				CVVUCR	33	211121 P20	019	
010	HIFI SIF D3 -V . SHD01		H2D.-	-	H063	051BS-30	10			Cable 10-1 Shield	CVVUCR	33	211121 P20	010	
-															
015	HIFI SIF D3 -V . SIF5		H2D.-	-	H063	051BS-30	10			Brass 051BS30	CVVUCR	33	211121 P20	015	

Astrium GmbH	**Pin Allocation List** (Harness)	Doc.No.: HP-2-ASED-IC-0014
Project: HERSCHEL		Issue: 1.0 Date: 21.04.2004
		Sheet: PAL-3 (of 4)

Connector: 311100 J05 **Function:** HIFI SVM CB1 (HIFI Bundle 04) **Conn.-Type:** SCC340104401B032235P

Item: HHSVMCB1 **Location:** 25 / I/F CB ab. SVM Panel 5 (HIFI1 CB) **Backshell:** 440 FS 110 M 22 32

EMC-Category: 2I/Sig H fr CVVFT to SVMCB

Pin	Signal Designation	Interface-Code Circuit	Signal	Pos.	Ch. ID	Wiring	Grouping: Shd	Cable	Twist	Comment	Target-Item	Location	Connector	Pin	New
024	HIFI SIF D3 -V . SIF6		H2D.-	-	H063	051BS-30	10				CVVUCR	33	211121 P20	024	
014	HIFI SIF D3 -V . SIF7		H2D.-	-	H063	051BS-30	10				CVVUCR	33	211121 P20	014	
023	HIFI SIF D3 -V . TST		H2D.-	-	H063	051BS-30	10				CVVUCR	33	211121 P20	023	
022	HIFI SIF D3 -V . RTN2		H2D.-	-	H063	051BS-30	10				CVVUCR	33	211121 P20	022	
013	HIFI SIF D3 -V . SHD02		H2D.-	-	H063	051BS-30	10			Cable 10-2 Shield	CVVUCR	33	211121 P20	013	
-															
004	HIFI SIF G3 -V . GA		H2G.-	-	H064	041SS-38	11			Steel 041SS38	CVVUCR	33	211121 P20	004	
005	HIFI SIF G3 -V . ARTN		H2G.-	-	H064	041SS-38	11				CVVUCR	33	211121 P20	005	
007	HIFI SIF G3 -V . GB		H2G.-	-	H064	041SS-38	11				CVVUCR	33	211121 P20	007	
006	HIFI SIF G3 -V . BRTN		H2G.-	-	H064	041SS-38	11				CVVUCR	33	211121 P20	006	
003	HIFI SIF G3 -V . SHD03		H2G.-	-	H064	041SS-38	11			Cable 11 Shield	CVVUCR	33	211121 P20	003	
-	NC														
-	NC														
-	NC														
-	NC														
-	NC														
-	NC														
-	NC														
-	NC														
-	NC														
-	NC														
-	NC														
-	NC														
-	NC														
-	NC														
-	NC														
-	NC														
-	NC														
-	NC														
-	NC														
-	NC														
-	NC														
-	NC														
-	NC														
-	NC														
-	NC														
-	NC														
-	NC														
-	NC														
-	NC														
-	NC														
-	NC														
-	NC														

Astrium GmbH	**Pin Allocation List** (Harness)	Doc.No.: HP-2-ASED-IC-0014
Project: HERSCHEL		Issue: 1.0 Date: 21.04.2004
		Sheet: PAL-4 (of 4)

Connector: 311100 J05 **Function:** HIFI SVM CB1 (HIFI Bundle 04) **Conn.-Type:** SCC340104401B032235P

Item: HHSVMCB1 **Location:** 25 / I/F CB ab. SVM Panel 5 (HIFI1 CB) **Backshell:** 440 FS 110 M 22 32

EMC-Category: 2I/Sig H fr CVVFT to SVMCB

Pin	Signal Designation	Interface-Code Circuit	Signal	Pos.	Ch. ID	Wiring	Grouping: Shd	Cable	Twist	Comment	Target-Item	Location	Connector	Pin	New
CH	NC									Overall Shield connected to Backshell					

Astrium GmbH	**Pin Allocation List**	Doc.No.: HP-2-ASED-IC-0014
Project: HERSCHEL	**(Harness)**	Issue: 1.0 Date: 21.04.2004
		Sheet: PAL-1 (of 4)

Connector: 311100 J02 **Function:** HIFI SVM CB1 (HIFI Bundle 05) **Conn.-Type:** SCC340104401B032435P

Item: HHSVMCB1 **Location:** 25 / I/F CB ab. SVM Panel 5 (HIFI1 CB) **Backshell:** 440 FS 110 M 24 03

EMC-Category: 2I/Sig H fr CVVFT to SVMCB

Pin	Signal Designation	Interface-Code Circuit	Signal	Pos.	Ch. ID	Wiring	Grouping: Shd	Cable	Twist	Comment	Target-Item	Location	Connector	Pin	New
111	HIFI 2. IF Amp-TS-P . I		H2S.-	-	H065	041SS-38	1			Steel 041SS-38	CVVUCR	33	211121 P17	111	
100	HIFI 2. IF Amp-TS-P . IRTN		H2S.-	-	H065	041SS-38	1				CVVUCR	33	211121 P17	100	
112	HIFI 2. IF Amp-TS-P . V		H2S.-	-	H065	041SS-38	1				CVVUCR	33	211121 P17	112	
101	HIFI 2. IF Amp-TS-P . VRTN		H2S.-	-	H065	041SS-38	1				CVVUCR	33	211121 P17	101	
110	HIFI 2. IF Amp-TS-P . SHD		H2S.-	-	H065	041SS-38	1			Cable Shield	CVVUCR	33	211121 P17	110	
-															
113	HIFI 2. IF Amp-TS-R . I		H2S.-	-	H066	041SS-38	2			Steel 041SS38	CVVUCR	33	211121 P17	113	
103	HIFI 2. IF Amp-TS-R . IRTN		H2S.-	-	H066	041SS-38	2				CVVUCR	33	211121 P17	103	
114	HIFI 2. IF Amp-TS-R . V		H2S.-	-	H066	041SS-38	2				CVVUCR	33	211121 P17	114	
104	HIFI 2. IF Amp-TS-R . VRTN		H2S.-	-	H066	041SS-38	2				CVVUCR	33	211121 P17	104	
102	HIFI 2. IF Amp-TS-R . SHD		H2S.-	-	H066	041SS-38	2			Cable Shield	CVVUCR	33	211121 P17	102	
-															
127	HIFI CP-AC-P . A		HCA.-	-	H067	041BS-38	3			Brass 041BS38	CVVUCR	33	211121 P17	127	
119	HIFI CP-AC-P . ARTN		HCA.-	-	H067	041BS-38	3				CVVUCR	33	211121 P17	119	
128	HIFI CP-AC-P . B		HCA.-	-	H067	041BS-38	3				CVVUCR	33	211121 P17	128	
120	HIFI CP-AC-P . BRTN		HCA.-	-	H067	041BS-38	3				CVVUCR	33	211121 P17	120	
121	HIFI CP-AC-P . SHD		HCA.-	-	H067	041BS-38	3			Cable Shield	CVVUCR	33	211121 P17	121	
-															
123	HIFI CP-LT-PY-P . SIG		HCP.-	-	H068	021BS-38	4			Brass 021BS38	CVVUCR	33	211121 P17	123	
116	HIFI CP-LT-PY-P . RTN		HCP.-	-	H068	021BS-38	4				CVVUCR	33	211121 P17	116	
124	HIFI CP-LT-PY-P . SHD		HCP.-	-	H068	021BS-38	4			Cable Shield	CVVUCR	33	211121 P17	124	
-															
117	HIFI CP-LT-SY-P . A		HCS.-	-	H069	031SS-38	5			Steel 031SS38	CVVUCR	33	211121 P17	117	
118	HIFI CP-LT-SY-P . RTN		HCS.-	-	H069	031SS-38	5				CVVUCR	33	211121 P17	118	
125	HIFI CP-LT-SY-P . B		HCS.-	-	H069	031SS-38	5				CVVUCR	33	211121 P17	125	
126	HIFI CP-LT-SY-P . SHD		HCS.-	-	H069	031SS-38	5			Cable Shield	CVVUCR	33	211121 P17	126	
-															
108	HIFI CP-AC-R . A		HCA.-	-	H070	041BS-38	6			Brass 041BS38	CVVUCR	33	211121 P17	108	
098	HIFI CP-AC-R . ARTN		HCA.-	-	H070	041BS-38	6				CVVUCR	33	211121 P17	098	
109	HIFI CP-AC-R . B		HCA.-	-	H070	041BS-38	6				CVVUCR	33	211121 P17	109	
099	HIFI CP-AC-R . BRTN		HCA.-	-	H070	041BS-38	6				CVVUCR	33	211121 P17	099	
097	HIFI CP-AC-R . SHD		HCA.-	-	H070	041BS-38	6			Cable Shield	CVVUCR	33	211121 P17	097	
-															
122	HIFI CP-LT-PY-R . SIG		HCP.-	-	H071	021BS-38	7			Brass 021BS38	CVVUCR	33	211121 P17	122	
115	HIFI CP-LT-PY-R . RTN		HCP.-	-	H071	021BS-38	7				CVVUCR	33	211121 P17	115	
105	HIFI CP-LT-PY-R . SHD		HCP.-	-	H071	021BS-38	7			Cable Shield	CVVUCR	33	211121 P17	105	
-															
106	HIFI CP-LT-SY-R . A		HCS.-	-	H072	031SS-38	8			Steel 031SS38	CVVUCR	33	211121 P17	106	
096	HIFI CP-LT-SY-R . RTN		HCS.-	-	H072	031SS-38	8				CVVUCR	33	211121 P17	096	

Astrium GmbH	**Pin Allocation List**	Doc.No.: HP-2-ASED-IC-0014
Project: HERSCHEL	**(Harness)**	Issue: 1.0 Date: 21.04.2004
		Sheet: PAL-2 (of 4)

Connector: 311100 J02 **Function:** HIFI SVM CB1 (HIFI Bundle 05) **Conn.-Type:** SCC340104401B032435P

Item: HHSVMCB1 **Location:** 25 / I/F CB ab. SVM Panel 5 (HIFI1 CB) **Backshell:** 440 FS 110 M 24 03

EMC-Category: 2I/Sig H fr CVVFT to SVMCB

Pin	Signal Designation	Interface-Code Circuit	Signal	Pos.	Ch. ID	Wiring	Grouping: Shd	Cable	Twist	Comment	Target-Item	Location	Connector	Pin	New
107	HIFI CP-LT-SY-R . B		HCS.-	-	H072	031SS-38	8				CVVUCR	33	211121 P17	107	
095	HIFI CP-LT-SY-R . SHD		HCS.-	-	H072	031SS-38	8			Cable Shield	CVVUCR	33	211121 P17	095	
-															
091	HIFI Therm. S02K P . I		HT2.-	-	H073	041SS-38	9			Steel 041SS38	CVVUCR	33	211121 P17	091	
080	HIFI Therm. S02K P . IRTN		HT2.-	-	H073	041SS-38	9				CVVUCR	33	211121 P17	080	
092	HIFI Therm. S02K P . V		HT2.-	-	H073	041SS-38	9				CVVUCR	33	211121 P17	092	
081	HIFI Therm. S02K P . VRTN		HT2.-	-	H073	041SS-38	9				CVVUCR	33	211121 P17	081	
093	HIFI Therm. S02K P . SHD		HT2.-	-	H073	041SS-38	9			Cable Shield	CVVUCR	33	211121 P17	093	
-															
089	HIFI Therm. S04K P . I		HT4.-	-	H074	041SS-38	10			Steel 041SS38	CVVUCR	33	211121 P17	089	
078	HIFI Therm. S04K P . IRTN		HT4.-	-	H074	041SS-38	10				CVVUCR	33	211121 P17	078	
090	HIFI Therm. S04K P . V		HT4.-	-	H074	041SS-38	10				CVVUCR	33	211121 P17	090	
079	HIFI Therm. S04K P . VRTN		HT4.-	-	H074	041SS-38	10				CVVUCR	33	211121 P17	079	
077	HIFI Therm. S04K P . SHD		HT4.-	-	H074	041SS-38	10			Cable Shield	CVVUCR	33	211121 P17	077	
-															
087	HIFI Therm. S10K R . I		HT1.-	-	H075	041SS-38	11			Steel 041SS38	CVVUCR	33	211121 P17	087	
075	HIFI Therm. S10K R . IRTN		HT1.-	-	H075	041SS-38	11				CVVUCR	33	211121 P17	075	
088	HIFI Therm. S10K R . V		HT1.-	-	H075	041SS-38	11				CVVUCR	33	211121 P17	088	
076	HIFI Therm. S10K R . VRTN		HT1.-	-	H075	041SS-38	11				CVVUCR	33	211121 P17	076	
086	HIFI Therm. S10K R . SHD		HT1.-	-	H075	041SS-38	11			Cable Shield	CVVUCR	33	211121 P17	086	
-															
084	HIFI Therm. S02K R . I		HT2.-	-	H076	041SS-38	12			Steel 041SS38	CVVUCR	33	211121 P17	084	
073	HIFI Therm. S02K R . IRTN		HT2.-	-	H076	041SS-38	12				CVVUCR	33	211121 P17	073	
085	HIFI Therm. S02K R . V		HT2.-	-	H076	041SS-38	12				CVVUCR	33	211121 P17	085	
074	HIFI Therm. S02K R . VRTN		HT2.-	-	H076	041SS-38	12				CVVUCR	33	211121 P17	074	
072	HIFI Therm. S02K R . SHD		HT2.-	-	H076	041SS-38	12			Cable Shield	CVVUCR	33	211121 P17	072	
-															
082	HIFI Therm. S04K R . I		HT4.-	-	H077	041SS-38	13			Steel 041SS38	CVVUCR	33	211121 P17	082	
059	HIFI Therm. S04K R . IRTN		HT4.-	-	H077	041SS-38	13				CVVUCR	33	211121 P17	059	
083	HIFI Therm. S04K R . V		HT4.-	-	H077	041SS-38	13				CVVUCR	33	211121 P17	083	
071	HIFI Therm. S04K R . VRTN		HT4.-	-	H077	041SS-38	13				CVVUCR	33	211121 P17	071	
094	HIFI Therm. S04K R . SHD		HT4.-	-	H077	041SS-38	13			Cable Shield	CVVUCR	33	211121 P17	094	
-															
069	HIFI CS-CR-TS-P . I		HBC.-	-	H078	041SS-38	14			Steel 041SS38	CVVUCR	33	211121 P17	069	
057	HIFI CS-CR-TS-P . IRTN		HBC.-	-	H078	041SS-38	14				CVVUCR	33	211121 P17	057	
070	HIFI CS-CR-TS-P . V		HBC.-	-	H078	041SS-38	14				CVVUCR	33	211121 P17	070	
058	HIFI CS-CR-TS-P . VRTN		HBC.-	-	H078	041SS-38	14				CVVUCR	33	211121 P17	058	
068	HIFI CS-CR-TS-P . SHD		HBC.-	-	H078	041SS-38	14			Cable Shield	CVVUCR	33	211121 P17	068	
-															

Astrium GmbH	**Pin Allocation List**	Doc.No.: HP-2-ASED-IC-0014
Project: HERSCHEL	**(Harness)**	Issue: 1.0 Date: 21.04.2004
		Sheet: PAL-3 (of 4)

Connector: 311100 J02 **Function:** HIFI SVM CB1 (HIFI Bundle 05) **Conn.-Type:** SCC340104401B032435P

Item: HHSVMCB1 **Location:** 25 / I/F CB ab. SVM Panel 5 (HIFI1 CB) **Backshell:** 440 FS 110 M 24 03

EMC-Category: 2I/Sig H fr CVVFT to SVMCB

Pin	Signal Designation	Interface-Code Circuit	Signal	Pos.	Ch. ID	Wiring	Grouping: Shd	Cable	Twist	Comment	Target-Item	Location	Connector	Pin	New
066	HIFI CS-HR-TS-P . I		HBH.-	-	H079	041SS-38	15			Steel 041SS38	CVVUCR	33	211121 P17	066	
055	HIFI CS-HR-TS-P . IRTN		HBH.-	-	H079	041SS-38	15				CVVUCR	33	211121 P17	055	
067	HIFI CS-HR-TS-P . V		HBH.-	-	H079	041SS-38	15				CVVUCR	33	211121 P17	067	
056	HIFI CS-HR-TS-P . VRTN		HBH.-	-	H079	041SS-38	15				CVVUCR	33	211121 P17	056	
054	HIFI CS-HR-TS-P . SHD		HBH.-	-	H079	041SS-38	15			Cable Shield	CVVUCR	33	211121 P17	054	
-															
065	HIFI CS-HT-P . SIG		HBT.-	-	H080	021BS-38	16			Brass 021BS38	CVVUCR	33	211121 P17	065	
053	HIFI CS-HT-P . RTN		HBT.-	-	H080	021BS-38	16				CVVUCR	33	211121 P17	053	
064	HIFI CS-HT-P . SHD		HBT.-	-	H080	021BS-38	16			Cable Shield	CVVUCR	33	211121 P17	064	
-															
061	HIFI CS-HR-TS-R . I		HBH.-	-	H081	041SS-38	17			Steel 041SS38	CVVUCR	33	211121 P17	061	
049	HIFI CS-HR-TS-R . IRTN		HBH.-	-	H081	041SS-38	17				CVVUCR	33	211121 P17	049	
062	HIFI CS-HR-TS-R . V		HBH.-	-	H081	041SS-38	17				CVVUCR	33	211121 P17	062	
050	HIFI CS-HR-TS-R . VRTN		HBH.-	-	H081	041SS-38	17				CVVUCR	33	211121 P17	050	
060	HIFI CS-HR-TS-R . SHD		HBH.-	-	H081	041SS-38	17			Cable Shield	CVVUCR	33	211121 P17	060	
-															
063	HIFI CS-HT-R . SIG		HBT.-	-	H082	021BS-38	18			Brass 021BS38	CVVUCR	33	211121 P17	063	
052	HIFI CS-HT-R . RTN		HBT.-	-	H082	021BS-38	18				CVVUCR	33	211121 P17	052	
051	HIFI CS-HT-R . SHD		HBT.-	-	H082	021BS-38	18			Cable Shield	CVVUCR	33	211121 P17	051	
-															
047	HIFI DP3-AC-H . SIG		HDP.-	-	H083	021BS-38	19			Brass 021BS38	CVVUCR	33	211121 P17	047	
035	HIFI DP3-AC-H . RTN		HDP.-	-	H083	021BS-38	19				CVVUCR	33	211121 P17	035	
046	HIFI DP3-AC-H . SHD		HDP.-	-	H083	021BS-38	19			Cable Shield	CVVUCR	33	211121 P17	046	
-															
045	HIFI DP4-AC-H . SIG		HDP.-	-	H084	021BS-38	20			Brass 021BS38	CVVUCR	33	211121 P17	045	
034	HIFI DP4-AC-H . RTN		HDP.-	-	H084	021BS-38	20				CVVUCR	33	211121 P17	034	
033	HIFI DP4-AC-H . SHD		HDP.-	-	H084	021BS-38	20			Cable Shield	CVVUCR	33	211121 P17	033	
-															
044	HIFI DP5-AC-H . SIG		HDP.-	-	H085	021BS-38	21			Brass 021BS38	CVVUCR	33	211121 P17	044	
032	HIFI DP5-AC-H . RTN		HDP.-	-	H085	021BS-38	21				CVVUCR	33	211121 P17	032	
043	HIFI DP5-AC-H . SHD		HDP.-	-	H085	021BS-38	21			Cable Shield	CVVUCR	33	211121 P17	043	
-															
042	HIFI DP6-AC-H . SIG		HDP.1	-	H086	031BS-38	22			Brass 021BS38	CVVUCR	33	211121 P17	042	
031	HIFI DP6-AC-H . RTN		HDP.1	-	H086	031BS-38	22				CVVUCR	33	211121 P17	031	
030	HIFI DP6-AC-H . SHD		HDP.1	-	H086	031BS-38	22			Cable Shield	CVVUCR	33	211121 P17	030	
-															
041	HIFI DP7-AC-H . SIG		HDP.-	-	H087	021BS-38	23			Brass 021BS38	CVVUCR	33	211121 P17	041	
029	HIFI DP7-AC-H . RTN		HDP.-	-	H087	021BS-38	23				CVVUCR	33	211121 P17	029	
040	HIFI DP7-AC-H . SHD		HDP.-	-	H087	021BS-38	23			Cable Shield	CVVUCR	33	211121 P17	040	

Astrium GmbH	**Pin Allocation List**	Doc.No.: HP-2-ASED-IC-0014
Project: HERSCHEL	**(Harness)**	Issue: 1.0 Date: 21.04.2004
		Sheet: PAL-4 (of 4)

Connector: 311100 J02 **Function:** HIFI SVM CB1 (HIFI Bundle 05) **Conn.-Type:** SCC340104401B032435P

Item: HHSVMCB1 **Location:** 25 / I/F CB ab. SVM Panel 5 (HIFI1 CB) **Backshell:** 440 FS 110 M 24 03

EMC-Category: 2I/Sig H fr CVVFT to SVMCB

Pin	Signal Designation	Interface-Code Circuit	Signal	Pos.	Ch. ID	Wiring	Grouping: Shd	Cable	Twist	Comment	Target-Item	Location	Connector	Pin	New
-															
024	HIFI DP3-AC-V . SIG		HDP.-	-	H088	021BS-38	24				CVVUCR	33	211121 P17	024	
014	HIFI DP3-AC-V . RTN		HDP.-	-	H088	021BS-38	24				CVVUCR	33	211121 P17	014	
023	HIFI DP3-AC-V . SHD		HDP.-	-	H088	021BS-38	24			Cable Shield	CVVUCR	33	211121 P17	023	
-															
022	HIFI DP4-AC-V . SIG		HDP.-	-	H089	021BS-38	25			Brass 021BS38	CVVUCR	33	211121 P17	022	
013	HIFI DP4-AC-V . RTN		HDP.-	-	H089	021BS-38	25				CVVUCR	33	211121 P17	013	
021	HIFI DP4-AC-V . SHD		HDP.-	-	H089	021BS-38	25			Cable Shield	CVVUCR	33	211121 P17	021	
-															
020	HIFI DP5-AC-V . SIG		HDP.-	-	H090	021BS-38	26			Brass 021BS38	CVVUCR	33	211121 P17	020	
012	HIFI DP5-AC-V . RTN		HDP.-	-	H090	021BS-38	26				CVVUCR	33	211121 P17	012	
011	HIFI DP5-AC-V . SHD		HDP.-	-	H090	021BS-38	26			Cable Shield	CVVUCR	33	211121 P17	011	
-															
015	HIFI DP6-AC-V . SIG		HDP.1	-	H091	031BS-38	27			Brass 021BS38	CVVUCR	33	211121 P17	015	
010	HIFI DP6-AC-V . RTN		HDP.1	-	H091	031BS-38	27				CVVUCR	33	211121 P17	010	
018	HIFI DP6-AC-V . SHD		HDP.1	-	H091	031BS-38	27			Cable Shield	CVVUCR	33	211121 P17	018	
-															
017	HIFI DP7-AC-V . SIG		HDP.-	-	H092	021BS-38	28			Brass 021BS38	CVVUCR	33	211121 P17	017	
009	HIFI DP7-AC-V . RTN		HDP.-	-	H092	021BS-38	28				CVVUCR	33	211121 P17	009	
028	HIFI DP7-AC-V . SHD		HDP.-	-	H092	021BS-38	28			Cable Shield	CVVUCR	33	211121 P17	028	
-	NC														
-	NC														
-	NC														
-	NC														
-	NC														
-	NC														
-	NC														
-	NC														
-	NC														
-	NC														
-	NC														
-	NC														
-	NC														
-	NC														
-	NC														
-	NC														
-	NC														
-	NC														
CH	Connector Housing									Overall Shield connected to Backshell					

Astrium GmbH

Project: HERSCHEL

Pin Allocation List

(Harness)

Doc.No.: HP-2-ASED-IC-0014

Issue: 1.0 Date: 21.04.2004

Sheet: PAL-1 (of 4)

Connector: 311300 J05 **Function:** HIFI SVM CB3 (LOU Bundle 06) **Conn.-Type:** SCC340104401B032435P

Item: HHSVMCB3 **Location:** 26 / I/F CB ab. SVM Panel 6 (HIFI2 CB) **Backshell:** 440 FS 110 M 24 33

EMC-Category: 3I/LL Sig H fr CVVFT to SVMCB

Pin	Signal Designation	Interface-Code Circuit	Signal	Pos.	Ch. ID	Wiring	Grouping: Shd	Cable	Twist	Comment	Target-Item	Location	Connector	Pin	New
117	HIFI LOA 1A MS . 1		HL1.-	-	H106	041SS-38	1		D	400 Ohm, 0.01 mA	HHLOU	44	111200 P01	014	3.
124	HIFI LOA 1A MS . 1RTN		HL1.-	-	H106	041SS-38	1		D		HHLOU	44	111200 P01	047	
123	HIFI LOA 1A MS . 2		HL1.-	-	H106	041SS-38	1		E	400 Ohm, 0.01 mA	HHLOU	44	111200 P01	013	3.
116	HIFI LOA 1A MS . 2RTN		HL1.-	-	H106	041SS-38	1		E		HHLOU	44	111200 P01	046	
125	HIFI LOA 1A MS . SH106		HL1.-	-	H106	041SS-38	1			Cable H106 Shd	HHLOU	44	111200 P01	028	
-															
112	HIFI LOA 1A M . 1		HL5.-	-	H107	041BS-38	2		B	50 Ohm, 10 mA	HHLOU	44	111200 P01	016	3.
121	HIFI LOA 1A M . 1RTN		HL5.-	-	H107	041BS-38	2		B	Twist	HHLOU	44	111200 P01	049	
113	HIFI LOA 1A M . 2		HL5.-	-	H107	041BS-38	2		C	50 Ohm, 10 mA	HHLOU	44	111200 P01	017	3.
102	HIFI LOA 1A M . 2RTN		HL5.-	-	H107	041BS-38	2		C		HHLOU	44	111200 P01	050	
091	HIFI LOA 1A M . SH107		HL5.-	-	H107	041BS-38	2			Cable H107 Shd	HHLOU	44	111200 P01	031	
-															
078	HIFI LOA 1A D . 1A		HLD.-	-	H101	TS6CM-22	3		1	0.05 Ohm, 1200 mA	HHLOU	44	111200 P01	001	3. 3. 3.
089	HIFI LOA 1A D . 1B		HLD.-	-	H101	TS6CM-22	3		1		HHLOU	44	111200 P01	001	3. 3. 3.
090	HIFI LOA 1A D . 1*		HLD.-	-	H101	TS6CM-22	3		1		HHLOU	44	111200 P01	018	3. 3.
100	HIFI LOA 1A D . 1RTNA		HLD.-	-	H101	TS6CM-22	3		1	0.05 Ohm, 1200 mA	HHLOU	44	111200 P01	034	3. 3. 3.
101	HIFI LOA 1A D . 1RTNB		HLD.-	-	H101	TS6CM-22	3		1		HHLOU	44	111200 P01	034	3. 3. 3.
079	HIFI LOA 1A D . 1RTN*		HLD.-	-	H101	TS6CM-22	3		1		HHLOU	44	111200 P01	035	3. 3.
055	HIFI LOA 1A D . 2A		HLD.-	-	H101	TS6CM-22	3		2	0.05 Ohm, 1200 mA	HHLOU	44	111200 P01	002	3. 3. 3.
056	HIFI LOA 1A D . 2B		HLD.-	-	H101	TS6CM-22	3		2		HHLOU	44	111200 P01	002	3. 3. 3.
067	HIFI LOA 1A D . 2*		HLD.-	-	H101	TS6CM-22	3		2		HHLOU	44	111200 P01	003	3. 3.
044	HIFI LOA 1A D . 2RTNA		HLD.-	-	H101	TS6CM-22	3		2	.05 Ohm, 1200 mA	HHLOU	44	111200 P01	019	3. 3. 3.
045	HIFI LOA 1A D . 2RTNB		HLD.-	-	H101	TS6CM-22	3		2		HHLOU	44	111200 P01	019	3. 3. 3.
066	HIFI LOA 1A D . 2RTN*		HLD.-	-	H101	TS6CM-22	3		2		HHLOU	44	111200 P01	036	3. 3.
068	HIFI LOA 1A D . SH101		HLD.-	-	H101	TS6CM-22	3			Cable H101 Shd	HHLOU	44	111200 P01	041	3.
-															
097	HIFI LOA 1A G . 1		HLG.-	-	H102	TS4CM-28	4		3	1 Ohm, 100 mA	HHLOU	44	111200 P01	004	3.
098	HIFI LOA 1A G . 1RTN		HLG.-	-	H102	TS4CM-28	4		3		HHLOU	44	111200 P01	020	
086	HIFI LOA 1A G . 2		HLG.-	-	H102	TS4CM-28	4		4	1 Ohm, 100 mA	HHLOU	44	111200 P01	021	3.
085	HIFI LOA 1A G . 2RTN		HLG.-	-	H102	TS4CM-28	4		4		HHLOU	44	111200 P01	037	
074	HIFI LOA 1A G . SH102		HLG.-	-	H102	TS4CM-28	4			Cable H102 Shd	HHLOU	44	111200 P01	042	
-															
039	HIFI LOA 1A P . L		HLP.-	-	H105	TS2CM-28	5		A	1 Ohm, 250 mA	HHLOU	44	111200 P01	010	3.
040	HIFI LOA 1A P . LRTN		HLP.-	-	H105	TS2CM-28	5		A		HHLOU	44	111200 P01	026	
028	HIFI LOA 1A P . SH105		HLP.-	-	H105	TS2CM-28	5			Cable 105 Shd	HHLOU	44	111200 P01	044	
-															
092	HIFI LOA 1A T . VP		HLT.-	-	H104	041SS-38	6		9	400 Ohm, 0.001 mA	HHLOU	44	111200 P01	008	3.
104	HIFI LOA 1A T . VN		HLT.-	-	H104	041SS-38	6		9		HHLOU	44	111200 P01	009	3.
093	HIFI LOA 1A T . IP		HLT.-	-	H104	041SS-38	6		9	400 Ohm, 0.001 mA	HHLOU	44	111200 P01	024	3.

Astrium GmbH	**Pin Allocation List**	Doc.No.: HP-2-ASED-IC-0014
Project: HERSCHEL	**(Harness)**	Issue: 1.0 Date: 21.04.2004
		Sheet: PAL-2 (of 4)

Connector: 311300 J05 **Function:** HIFI SVM CB3 (LOU Bundle 06) **Conn.-Type:** SCC340104401B032435P

Item: HHSVMCB3 **Location:** 26 / I/F CB ab. SVM Panel 6 (HIFI2 CB) **Backshell:** 440 FS 110 M 24 33

EMC-Category: 3I/LL Sig H fr CVVFT to SVMCB

		Interface-Code					Grouping:								
Pin	**Signal Designation**	**Circuit**	**Signal**	**Pos.**	**Ch. ID**	**Wiring**	**Shd**	**Cable**	**Twist**	**Comment**	**Target-Item**	**Location**	**Connector**	**Pin**	**New**
081	HIFI LOA 1A T . IN		HLT.-	-	H104	041SS-38	6		9		HHLOU	44	111200 P01	025	3.
070	HIFI LOA 1A T . SH104		HLT.-	-	H104	041SS-38	6			Cable H104 Shd	HHLOU	44	111200 P01	027	
-															
118	HIFI LOA 1A . D1S		HLX.-	-	H103	081SS-38	7		5	400 Ohm, 0.001 mA	HHLOU	44	111200 P01	023	3.
126	HIFI LOA 1A . D1SRT		HLX.-	-	H103	081SS-38	7		5		HHLOU	44	111200 P01	039	
119	HIFI LOA 1A . D2S		HLX.-	-	H103	081SS-38	7		6	400 Ohm, 0.001 mA	HHLOU	44	111200 P01	007	3.
110	HIFI LOA 1A . D2SRT		HLX.-	-	H103	081SS-38	7		6		HHLOU	44	111200 P01	040	
127	HIFI LOA 1A . G1S		HLX.-	-	H103	081SS-38	7		7	400 Ohm, 0.001 mA	HHLOU	44	111200 P01	005	3.
128	HIFI LOA 1A . G1SRT		HLX.-	-	H103	081SS-38	7		7		HHLOU	44	111200 P01	038	
111	HIFI LOA 1A . G2S		HLX.-	-	H103	081SS-38	7		8	400 Ohm, 0.001 mA	HHLOU	44	111200 P01	006	3.
120	HIFI LOA 1A . G2SRT		HLX.-	-	H103	081SS-38	7		8		HHLOU	44	111200 P01	022	
109	HIFI LOA 1A . SH103		HLX.-	-	H103	081SS-38	7			Cable H103 Shd	HHLOU	44	111200 P01	043	
-															
058	HIFI LOA 2A MS . 1		HL2.-	-	H206	061SS-38	8		E	400 Ohm, 0.01 mA	HHLOU	44	111200 P03	014	3.
057	HIFI LOA 2A MS . 1RTN		HL2.-	-	H206	061SS-38	8		E		HHLOU	44	111200 P03	047	3.
046	HIFI LOA 2A MS . 2		HL2.-	-	H206	061SS-38	8		F	400 Ohm, 0.01 mA	HHLOU	44	111200 P03	013	3.
047	HIFI LOA 2A MS . 2RTN		HL2.-	-	H206	061SS-38	8		F		HHLOU	44	111200 P03	046	3.
034	HIFI LOA 2A MS . 3		HL2.-	-	H206	061SS-38	8		G	400 Ohm, 0.01 mA	HHLOU	44	111200 P03	012	3.
035	HIFI LOA 2A MS . 3RTN		HL2.-	-	H206	061SS-38	8		G		HHLOU	44	111200 P03	045	3.
069	HIFI LOA 2A MS . SH206		HL2.-	-	H206	061SS-38	8			Cable H206 Shd	HHLOU	44	111200 P03	028	
-															
032	HIFI LOA 2A M . 1		HL6.-	-	H207	061BS-38	9		B	50 Ohm, 10 mA	HHLOU	44	111200 P03	015	3.
033	HIFI LOA 2A M . 1RTN		HL6.-	-	H207	061BS-38	9		B		HHLOU	44	111200 P03	048	3.
023	HIFI LOA 2A M . 2		HL6.-	-	H207	061BS-38	9		C	50 Ohm, 10 mA	HHLOU	44	111200 P03	016	3.
022	HIFI LOA 2A M . 2RTN		HL6.-	-	H207	061BS-38	9		C		HHLOU	44	111200 P03	049	3.
014	HIFI LOA 2A M . 3		HL6.-	-	H207	061BS-38	9		D	50 Ohm, 10 mA	HHLOU	44	111200 P03	017	3.
007	HIFI LOA 2A M . 3RTN		HL6.-	-	H207	061BS-38	9		D		HHLOU	44	111200 P03	050	3.
006	HIFI LOA 2A M . SH207		HL6.-	-	H207	061BS-38	9			Cable H207 Shd	HHLOU	44	111200 P03	031	
-															
064	HIFI LOA 2A D . 1A		HLD.-	-	H201	TS6CM-22	10		1	0.05 Ohm, 1500 mA	HHLOU	44	111200 P03	001	3. 3. 3.
087	HIFI LOA 2A D . 1B		HLD.-	-	H201	TS6CM-22	10		1		HHLOU	44	111200 P03	001	3. 3. 3.
088	HIFI LOA 2A D . 1*		HLD.-	-	H201	TS6CM-22	10		1		HHLOU	44	111200 P03	018	3. 3.
075	HIFI LOA 2A D . 1RTNA		HLD.-	-	H201	TS6CM-22	10		1	0.05 Ohm, 1500 mA	HHLOU	44	111200 P03	034	3. 3. 3.
076	HIFI LOA 2A D . 1RTNB		HLD.-	-	H201	TS6CM-22	10		1		HHLOU	44	111200 P03	034	3. 3. 3.
099	HIFI LOA 2A D . 1RTN*		HLD.-	-	H201	TS6CM-22	10		1		HHLOU	44	111200 P03	035	3. 3.
031	HIFI LOA 2A D . 2A		HLD.-	-	H201	TS6CM-22	10		2	0.05 Ohm, 1500 mA	HHLOU	44	111200 P03	002	3. 3. 3.
053	HIFI LOA 2A D . 2B		HLD.-	-	H201	TS6CM-22	10		2		HHLOU	44	111200 P03	002	3. 3. 3.
054	HIFI LOA 2A D . 2*		HLD.-	-	H201	TS6CM-22	10		2		HHLOU	44	111200 P03	003	3. 3.
042	HIFI LOA 2A D . 2RTNA		HLD.-	-	H201	TS6CM-22	10		2	0.05 Ohm, 1500 mA	HHLOU	44	111200 P03	019	3. 3. 3.

Astrium GmbH	**Pin Allocation List** (Harness)	Doc.No.: HP-2-ASED-IC-0014
Project: HERSCHEL		Issue: 1.0 Date: 21.04.2004
		Sheet: PAL-3 (of 4)

Connector: 311300 J05 **Function:** HIFI SVM CB3 (LOU Bundle 06) **Conn.-Type:** SCC340104401B032435P

Item: HHSVMCB3 **Location:** 26 / I/F CB ab. SVM Panel 6 (HIFI2 CB) **Backshell:** 440 FS 110 M 24 33

EMC-Category: 3I/LL Sig H fr CVVFT to SVMCB

Pin	Signal Designation	Interface-Code Circuit	Signal	Pos.	Ch. ID	Wiring	Grouping: Shd	Cable	Twist	Comment	Target-Item	Location	Connector	Pin	New
043	HIFI LOA 2A D . 2RTNB		HLD.-	-	H201	TS6CM-22	10		2		HHLOU	44	111200 P03	019	3. 3. 3.
065	HIFI LOA 2A D . 2RTN*		HLD.-	-	H201	TS6CM-22	10		2		HHLOU	44	111200 P03	036	3. 3.
077	HIFI LOA 2A D . SH201		HLD.-	-	H201	TS6CM-22	10			Cable H201 Shd	HHLOU	44	111200 P03	041	3.
-															
063	HIFI LOA 2A G . 1		HLG.-	-	H202	TS4CM-28	11		3	1 Ohm, 100 mA	HHLOU	44	111200 P03	004	3.
062	HIFI LOA 2A G . 1RTN		HLG.-	-	H202	TS4CM-28	11		3		HHLOU	44	111200 P03	020	
051	HIFI LOA 2A G . 2		HLG.-	-	H202	TS4CM-28	11		4	1 Ohm, 100 mA	HHLOU	44	111200 P03	021	3.
052	HIFI LOA 2A G . 2RTN		HLG.-	-	H202	TS4CM-28	11		4		HHLOU	44	111200 P03	037	
073	HIFI LOA 2A G . SH202		HLG.-	-	H202	TS4CM-28	11			Cable H202 Shd	HHLOU	44	111200 P03	042	
-															
029	HIFI LOA 2A P . L		HLP.-	-	H205	TS2CM-28	12		A	1 Ohm, 250 mA	HHLOU	44	111200 P03	010	3.
030	HIFI LOA 2A P . LRTN		HLP.-	-	H205	TS2CM-28	12		A		HHLOU	44	111200 P03	026	3.
041	HIFI LOA 2A P . SH205		HLP.-	-	H205	TS2CM-28	12			Cable H205 Shd	HHLOU	44	111200 P03	044	
-															
009	HIFI LOA 2A T . VP		HLT.-	-	H204	041SS-38	13		9	400 Ohm, 0.001 mA	HHLOU	44	111200 P03	008	3.
017	HIFI LOA 2A T . VN		HLT.-	-	H204	041SS-38	13		9		HHLOU	44	111200 P03	009	3.
001	HIFI LOA 2A T . IP		HLT.-	-	H204	041SS-38	13		9	400 Ohm, 1 mA	HHLOU	44	111200 P03	024	3.
002	HIFI LOA 2A T . IN		HLT.-	-	H204	041SS-38	13		9		HHLOU	44	111200 P03	025	3.
003	HIFI LOA 2A T . SH204		HLT.-	-	H204	041SS-38	13			Cable H204 Shd	HHLOU	44	111200 P03	027	
-															
037	HIFI LOA 2A . D1S		HLX.-	-	H203	081SS-38	14		5	400 Ohm, 0.001 mA	HHLOU	44	111200 P03	023	3.
049	HIFI LOA 2A . D1SRT		HLX.-	-	H203	081SS-38	14		5		HHLOU	44	111200 P03	039	
038	HIFI LOA 2A . D2S		HLX.-	-	H203	081SS-38	14		6	400 Ohm, 0.001 mA	HHLOU	44	111200 P03	007	3.
026	HIFI LOA 2A . D2SRT		HLX.-	-	H203	081SS-38	14		6		HHLOU	44	111200 P03	040	
016	HIFI LOA 2A . G1S		HLX.-	-	H203	081SS-38	14		7	400 Ohm, 0.001 mA	HHLOU	44	111200 P03	005	3.
027	HIFI LOA 2A . G1SRT		HLX.-	-	H203	081SS-38	14		7		HHLOU	44	111200 P03	038	
015	HIFI LOA 2A . G2S		HLX.-	-	H203	081SS-38	14		8	400 Ohm, 0.001 mA	HHLOU	44	111200 P03	006	3.
008	HIFI LOA 2A . G2SRT		HLX.-	-	H203	081SS-38	14		8		HHLOU	44	111200 P03	022	
025	HIFI LOA 2A . SH203		HLX.-	-	H203	081SS-38	14			Cable H203 Shd	HHLOU	44	111200 P03	043	
-	NC														
-	NC														
-	NC														
-	NC														
-	NC														
-	NC														
-	NC														
-	NC														
-	NC														
-	NC														

Astrium GmbH	**Pin Allocation List** (Harness)	Doc.No.: HP-2-ASED-IC-0014
Project: HERSCHEL		Issue: 1.0 Date: 21.04.2004
		Sheet: PAL-4 (of 4)

Connector: 311300 J05 **Function:** HIFI SVM CB3 (LOU Bundle 06) **Conn.-Type:** SCC340104401B032435P

Item: HHSVMCB3 **Location:** 26 / I/F CB ab. SVM Panel 6 (HIFI2 CB) **Backshell:** 440 FS 110 M 24 33

EMC-Category: 3I/LL Sig H fr CVVFT to SVMCB

Pin	Signal Designation	Interface-Code Circuit	Signal	Pos.	Ch. ID	Wiring	Grouping: Shd	Cable	Twist	Comment	Target-Item	Location	Connector	Pin	New
-	NC														
-	NC														
-	NC														
-	NC														
-	NC														
-	NC														
-	NC														
-	NC														
-	NC														
-	NC														
-	NC														
-	NC														
-	NC														
-	NC														
-	NC														
-	NC														
-	NC														
-	NC														
-	NC														
-	NC														
-	NC														
-	NC														
CH	NC									Bundle Overall Shd co to CH					

Astrium GmbH	**Pin Allocation List**	Doc.No.: HP-2-ASED-IC-0014
Project: HERSCHEL	**(Harness)**	Issue: 1.0 Date: 21.04.2004
		Sheet: PAL-1 (of 4)

Connector: 311300 J03 **Function:** HIFI SVM CB3 (LOU Bundle 07) **Conn.-Type:** SCC340104401B032435P

Item: HHSVMCB3 **Location:** 26 / I/F CB ab. SVM Panel 6 (HIFI2 CB) **Backshell:** 440 FS 110 M 24 33

EMC-Category: 3I/LL Sig H fr CVVFT to SVMCB

Pin	Signal Designation	Interface-Code Circuit	Signal	Pos.	Ch. ID	Wiring	Grouping: Shd	Cable	Twist	Comment	Target-Item	Location	Connector	Pin	New
117	HIFI LOA 3A MS . 1		HL2.-	-	H306	061SS-38	1		E	400 Ohm, 0.01 mA	HHLOU	44	111200 P05	014	3.
124	HIFI LOA 3A MS . 1RTN		HL2.-	-	H306	061SS-38	1		E		HHLOU	44	111200 P05	047	3.
123	HIFI LOA 3A MS . 2		HL2.-	-	H306	061SS-38	1		F	400 Ohm, 0.01 mA	HHLOU	44	111200 P05	013	3.
116	HIFI LOA 3A MS . 2RTN		HL2.-	-	H306	061SS-38	1		F		HHLOU	44	111200 P05	046	3.
107	HIFI LOA 3A MS . 3		HL2.-	-	H306	061SS-38	1		G	400 Ohm, 0.01 mA	HHLOU	44	111200 P05	012	3.
122	HIFI LOA 3A MS . 3RTN		HL2.-	-	H306	061SS-38	1		G		HHLOU	44	111200 P05	045	3.
125	HIFI LOA 3A MS . SH306		HL2.-	-	H306	061SS-38	1			Cable H306 Shd	HHLOU	44	111200 P05	028	
-															
112	HIFI LOA 3A M . 1		HL6.-	-	H307	061BS-38	2		B	50 Ohm, 10 mA	HHLOU	44	111200 P05	015	3.
121	HIFI LOA 3A M . 1RTN		HL6.-	-	H307	061BS-38	2		B		HHLOU	44	111200 P05	048	3.
113	HIFI LOA 3A M . 2		HL6.-	-	H307	061BS-38	2		C	50 Ohm, 10 mA	HHLOU	44	111200 P05	016	3.
102	HIFI LOA 3A M . 2RTN		HL6.-	-	H307	061BS-38	2		C		HHLOU	44	111200 P05	049	3.
103	HIFI LOA 3A M . 3		HL6.-	-	H307	061BS-38	2		D	50 Ohm, 10 mA	HHLOU	44	111200 P05	017	3.
114	HIFI LOA 3A M . 3RTN		HL6.-	-	H307	061BS-38	2		D		HHLOU	44	111200 P05	050	3.
091	HIFI LOA 3A M . SH307		HL6.-	-	H307	061BS-38	2			Cable H307 Shd	HHLOU	44	111200 P05	031	
-															
078	HIFI LOA 3A D . 1A		HLD.-	-	H301	TS6CM-22	3		1	0.05 Ohm, 1500 mA	HHLOU	44	111200 P05	001	3. 3. 3.
089	HIFI LOA 3A D . 1B		HLD.-	-	H301	TS6CM-22	3		1		HHLOU	44	111200 P05	001	3. 3. 3.
090	HIFI LOA 3A D . 1*		HLD.-	-	H301	TS6CM-22	3		1		HHLOU	44	111200 P05	018	3. 3.
100	HIFI LOA 3A D . 1RTNA		HLD.-	-	H301	TS6CM-22	3		1	0.05 Ohm, 1500 mA	HHLOU	44	111200 P05	034	3. 3. 3.
101	HIFI LOA 3A D . 1RTNB		HLD.-	-	H301	TS6CM-22	3		1		HHLOU	44	111200 P05	034	3. 3. 3.
079	HIFI LOA 3A D . 1RTN*		HLD.-	-	H301	TS6CM-22	3		1		HHLOU	44	111200 P05	035	3. 3.
055	HIFI LOA 3A D . 2A		HLD.-	-	H301	TS6CM-22	3		2	0.05 Ohm, 1500 mA	HHLOU	44	111200 P05	002	3. 3. 3.
056	HIFI LOA 3A D . 2B		HLD.-	-	H301	TS6CM-22	3		2		HHLOU	44	111200 P05	002	3. 3. 3.
067	HIFI LOA 3A D . 2*		HLD.-	-	H301	TS6CM-22	3		2		HHLOU	44	111200 P05	003	3. 3.
044	HIFI LOA 3A D . 2RTNA		HLD.-	-	H301	TS6CM-22	3		2	0.05 Ohm, 1500 mA	HHLOU	44	111200 P05	019	3. 3. 3.
045	HIFI LOA 3A D . 2RTNB		HLD.-	-	H301	TS6CM-22	3		2		HHLOU	44	111200 P05	019	3. 3. 3.
066	HIFI LOA 3A D . 2RTN*		HLD.-	-	H301	TS6CM-22	3		2		HHLOU	44	111200 P05	036	3. 3.
068	HIFI LOA 3A D . SH301		HLD.-	-	H301	TS6CM-22	3			Cable H301 Shd	HHLOU	44	111200 P05	041	3.
-															
097	HIFI LOA 3A G . 1		HLG.-	-	H302	TS4CM-28	4		3	1 Ohm, 100 mA	HHLOU	44	111200 P05	004	3.
098	HIFI LOA 3A G . 1RTN		HLG.-	-	H302	TS4CM-28	4		3		HHLOU	44	111200 P05	020	3.
086	HIFI LOA 3A G . 2		HLG.-	-	H302	TS4CM-28	4		4	1 Ohm, 100 mA	HHLOU	44	111200 P05	021	3.
085	HIFI LOA 3A G . 2RTN		HLG.-	-	H302	TS4CM-28	4		4		HHLOU	44	111200 P05	037	3.
074	HIFI LOA 3A G . SH302		HLG.-	-	H302	TS4CM-28	4			Cable H302 Shd	HHLOU	44	111200 P05	042	
-															
039	HIFI LOA 3A P . L		HLP.-	-	H305	TS2CM-28	5		A	1 Ohm, 250 mA	HHLOU	44	111200 P05	010	3.
040	HIFI LOA 3A P . LRTN		HLP.-	-	H305	TS2CM-28	5		A		HHLOU	44	111200 P05	026	3.
028	HIFI LOA 3A P . SH305		HLP.-	-	H305	TS2CM-28	5			Cable H305 Shd	HHLOU	44	111200 P05	044	

Astrium GmbH	**Pin Allocation List**	Doc.No.: HP-2-ASED-IC-0014
Project: HERSCHEL	**(Harness)**	Issue: 1.0 Date: 21.04.2004
		Sheet: PAL-2 (of 4)

Connector: 311300 J03 **Function:** HIFI SVM CB3 (LOU Bundle 07) **Conn.-Type:** SCC340104401B032435P

Item: HHSVMCB3 **Location:** 26 / I/F CB ab. SVM Panel 6 (HIFI2 CB) **Backshell:** 440 FS 110 M 24 33

EMC-Category: 3I/LL Sig H fr CVVFT to SVMCB

Pin	Signal Designation	Interface-Code Circuit	Signal	Pos.	Ch. ID	Wiring	Grouping: Shd	Cable	Twist	Comment	Target-Item	Location	Connector	Pin	New
-															
092	HIFI LOA 3A T . VP		HLT.-	-	H304	041SS-38	6		9	400 Ohm, 0.001 mA	HHLOU	44	111200 P05	008	3.
104	HIFI LOA 3A T . VN		HLT.-	-	H304	041SS-38	6		9		HHLOU	44	111200 P05	009	3.
093	HIFI LOA 3A T . IP		HLT.-	-	H304	041SS-38	6		9	400 Ohm, 1 mA	HHLOU	44	111200 P05	024	3.
081	HIFI LOA 3A T . IN		HLT.-	-	H304	041SS-38	6		9		HHLOU	44	111200 P05	025	3.
070	HIFI LOA 3A T . SH304		HLT.-	-	H304	041SS-38	6			Cable H304 Shd	HHLOU	44	111200 P05	027	
-															
118	HIFI LOA 3A . D1S		HLX.-	-	H303	081SS-38	7		5	400 Ohm, 0.001 mA	HHLOU	44	111200 P05	023	3.
126	HIFI LOA 3A . D1SRT		HLX.-	-	H303	081SS-38	7		5		HHLOU	44	111200 P05	039	3.
119	HIFI LOA 3A . D2S		HLX.-	-	H303	081SS-38	7		6	400 Ohm, 0.001 mA	HHLOU	44	111200 P05	007	3.
110	HIFI LOA 3A . D2SRT		HLX.-	-	H303	081SS-38	7		6		HHLOU	44	111200 P05	040	3.
127	HIFI LOA 3A . G1S		HLX.-	-	H303	081SS-38	7		7	400 Ohm, 0.001 mA	HHLOU	44	111200 P05	005	3.
128	HIFI LOA 3A . G1SRT		HLX.-	-	H303	081SS-38	7		7		HHLOU	44	111200 P05	038	3.
111	HIFI LOA 3A . G2S		HLX.-	-	H303	081SS-38	7		8	400 Ohm, 0.001 mA	HHLOU	44	111200 P05	006	3.
120	HIFI LOA 3A . G2SRT		HLX.-	-	H303	081SS-38	7		8		HHLOU	44	111200 P05	022	3.
109	HIFI LOA 3A . SH303		HLX.-	-	H303	081SS-38	7			Cable H303 Shd	HHLOU	44	111200 P05	043	
-															
058	HIFI LOA 4A MS . 1		HL2.-	-	H406	061SS-38	8		E	400 Ohm, 0.01 mA	HHLOU	44	111200 P07	014	3.
057	HIFI LOA 4A MS . 1RTN		HL2.-	-	H406	061SS-38	8		E		HHLOU	44	111200 P07	047	3.
046	HIFI LOA 4A MS . 2		HL2.-	-	H406	061SS-38	8		F	400 Ohm, 0.01 mA	HHLOU	44	111200 P07	013	3.
047	HIFI LOA 4A MS . 2RTN		HL2.-	-	H406	061SS-38	8		F		HHLOU	44	111200 P07	046	3.
034	HIFI LOA 4A MS . 3		HL2.-	-	H406	061SS-38	8		G	400 Ohm, 0.01 mA	HHLOU	44	111200 P07	012	3.
035	HIFI LOA 4A MS . 3RTN		HL2.-	-	H406	061SS-38	8		G		HHLOU	44	111200 P07	045	3.
069	HIFI LOA 4A MS . SH406		HL2.-	-	H406	061SS-38	8			Cable H406 Shd	HHLOU	44	111200 P07	028	
-															
032	HIFI LOA 4A M . 1		HL6.-	-	H407	061BS-38	9		B	50 Ohm, 10 mA	HHLOU	44	111200 P07	015	3.
033	HIFI LOA 4A M . 1RTN		HL6.-	-	H407	061BS-38	9		B		HHLOU	44	111200 P07	048	3.
023	HIFI LOA 4A M . 2		HL6.-	-	H407	061BS-38	9		C	50 Ohm, 10 mA	HHLOU	44	111200 P07	016	3.
022	HIFI LOA 4A M . 2RTN		HL6.-	-	H407	061BS-38	9		C		HHLOU	44	111200 P07	049	3.
014	HIFI LOA 4A M . 3		HL6.-	-	H407	061BS-38	9		D	50 Ohm, 10 mA	HHLOU	44	111200 P07	017	3.
007	HIFI LOA 4A M . 3RTN		HL6.-	-	H407	061BS-38	9		D		HHLOU	44	111200 P07	050	3.
006	HIFI LOA 4A M . SH407		HL6.-	-	H407	061BS-38	9			Cable H407 Shd	HHLOU	44	111200 P07	031	
-															
064	HIFI LOA 4A D . 1A		HLD.-	-	H401	TS6CM-22	10		1	0.05 Ohm, 1500 mA	HHLOU	44	111200 P07	001	3. 3. 3.
087	HIFI LOA 4A D . 1B		HLD.-	-	H401	TS6CM-22	10		1		HHLOU	44	111200 P07	001	3. 3. 3.
088	HIFI LOA 4A D . 1*		HLD.-	-	H401	TS6CM-22	10		1		HHLOU	44	111200 P07	018	3. 3.
075	HIFI LOA 4A D . 1RTNA		HLD.-	-	H401	TS6CM-22	10		1	0.05 Ohm, 1500 mA	HHLOU	44	111200 P07	034	3. 3. 3.
076	HIFI LOA 4A D . 1RTNB		HLD.-	-	H401	TS6CM-22	10		1		HHLOU	44	111200 P07	034	3. 3. 3.
059	HIFI LOA 4A D . 1RTN*		HLD.-	-	H401	TS6CM-22	10		1		HHLOU	44	111200 P07	035	3. 3.

Astrium GmbH	**Pin Allocation List**	Doc.No.: HP-2-ASED-IC-0014
Project: HERSCHEL	**(Harness)**	Issue: 1.0 Date: 21.04.2004
		Sheet: PAL-3 (of 4)

Connector: 311300 J03 **Function:** HIFI SVM CB3 (LOU Bundle 07) **Conn.-Type:** SCC340104401B032435P

Item: HHSVMCB3 **Location:** 26 / I/F CB ab. SVM Panel 6 (HIFI2 CB) **Backshell:** 440 FS 110 M 24 33

EMC-Category: 3I/LL Sig H fr CVVFT to SVMCB

		Interface-Code					Grouping:								
Pin	**Signal Designation**	**Circuit**	**Signal**	**Pos.**	**Ch. ID**	**Wiring**	**Shd**	**Cable**	**Twist**	**Comment**	**Target-Item**	**Location**	**Connector**	**Pin**	**New**
031	HIFI LOA 4A D . 2A		HLD.-	-	H401	TS6CM-22	10		2	0.05 Ohm, 1500mA	HHLOU	44	111200 P07	002	3. 3. 3.
053	HIFI LOA 4A D . 2B		HLD.-	-	H401	TS6CM-22	10		2		HHLOU	44	111200 P07	002	3. 3. 3.
054	HIFI LOA 4A D . 2*		HLD.-	-	H401	TS6CM-22	10		2		HHLOU	44	111200 P07	003	3. 3.
042	HIFI LOA 4A D . 2RTNA		HLD.-	-	H401	TS6CM-22	10		2	0.05 Ohm, 1500mA	HHLOU	44	111200 P07	019	3. 3. 3.
043	HIFI LOA 4A D . 2RTNB		HLD.-	-	H401	TS6CM-22	10		2		HHLOU	44	111200 P07	019	3. 3. 3.
065	HIFI LOA 4A D . 2RTN*		HLD.-	-	H401	TS6CM-22	10		2		HHLOU	44	111200 P07	036	3. 3.
077	HIFI LOA 4A D . SH401		HLD.-	-	H401	TS6CM-22	10			Cable H401 Shd	HHLOU	44	111200 P07	041	3.
-															
063	HIFI LOA 4A G . 1		HLG.-	-	H402	TS4CM-28	11		3	1 Ohm, 100 mA	HHLOU	44	111200 P07	004	3.
062	HIFI LOA 4A G . 1RTN		HLG.-	-	H402	TS4CM-28	11		3		HHLOU	44	111200 P07	020	3.
051	HIFI LOA 4A G . 2		HLG.-	-	H402	TS4CM-28	11		4	1 Ohm, 100 mA	HHLOU	44	111200 P07	021	3.
052	HIFI LOA 4A G . 2RTN		HLG.-	-	H402	TS4CM-28	11		4		HHLOU	44	111200 P07	037	3.
073	HIFI LOA 4A G . SH402		HLG.-	-	H402	TS4CM-28	11			Cable H402 Shd	HHLOU	44	111200 P07	042	
-															
029	HIFI LOA 4A P . L		HLP.-	-	H405	TS2CM-28	12		A	1 Ohm, 250 mA	HHLOU	44	111200 P07	010	3.
030	HIFI LOA 4A P . LRTN		HLP.-	-	H405	TS2CM-28	12		A		HHLOU	44	111200 P07	026	3.
041	HIFI LOA 4A P . SH405		HLP.-	-	H405	TS2CM-28	12			Cable 405 Shd	HHLOU	44	111200 P07	044	
-															
009	HIFI LOA 4A T . VN		HLT.-	-	H404	041SS-38	13		9	400 Ohm, 0.001 mA	HHLOU	44	111200 P07	009	3.
017	HIFI LOA 4A T . VP		HLT.-	-	H404	041SS-38	13		9		HHLOU	44	111200 P07	008	3.
001	HIFI LOA 4A T . IP		HLT.-	-	H404	041SS-38	13		9	400 Ohm, 1 mA	HHLOU	44	111200 P07	024	3.
002	HIFI LOA 4A T . IN		HLT.-	-	H404	041SS-38	13		9		HHLOU	44	111200 P07	025	3.
003	HIFI LOA 4A T . SH404		HLT.-	-	H404	041SS-38	13			Cable H404 Shd	HHLOU	44	111200 P07	027	
-															
037	HIFI LOA 4A . D1S		HLX.-	-	H403	081SS-38	14		5	400 Ohm, 0.001 mA	HHLOU	44	111200 P07	023	3.
049	HIFI LOA 4A . D1SRT		HLX.-	-	H403	081SS-38	14		5		HHLOU	44	111200 P07	039	3.
038	HIFI LOA 4A . D2S		HLX.-	-	H403	081SS-38	14		6	400 Ohm, 0.001 mA	HHLOU	44	111200 P07	007	3.
026	HIFI LOA 4A . D2SRT		HLX.-	-	H403	081SS-38	14		6		HHLOU	44	111200 P07	040	3.
016	HIFI LOA 4A . G1S		HLX.-	-	H403	081SS-38	14		7	400 Ohm, 0.001 mA	HHLOU	44	111200 P07	005	3.
027	HIFI LOA 4A . G1SRT		HLX.-	-	H403	081SS-38	14		7		HHLOU	44	111200 P07	038	3.
015	HIFI LOA 4A . G2S		HLX.-	-	H403	081SS-38	14		8	400 Ohm, 0.001 mA	HHLOU	44	111200 P07	006	3.
008	HIFI LOA 4A . G2SRT		HLX.-	-	H403	081SS-38	14		8		HHLOU	44	111200 P07	022	3.
025	HIFI LOA 4A . SH403		HLX.-	-	H403	081SS-38	14			Cable H403 Shd	HHLOU	44	111200 P07	043	
-	NC														
-	NC														
-	NC														
-	NC														
-	NC														
-	NC														

Astrium GmbH	**Pin Allocation List** (Harness)	Doc.No.: HP-2-ASED-IC-0014
Project: HERSCHEL		Issue: 1.0 Date: 21.04.2004
		Sheet: PAL-4 (of 4)

Connector: 311300 J03 **Function:** HIFI SVM CB3 (LOU Bundle 07) **Conn.-Type:** SCC340104401B032435P

Item: HHSVMCB3 **Location:** 26 / I/F CB ab. SVM Panel 6 (HIFI2 CB) **Backshell:** 440 FS 110 M 24 33

EMC-Category: 3I/LL Sig H fr CVVFT to SVMCB

		Interface-Code					Grouping:								
Pin	**Signal Designation**	**Circuit**	**Signal**	**Pos.**	**Ch. ID**	**Wiring**	**Shd**	**Cable**	**Twist**	**Comment**	**Target-Item**	**Location**	**Connector**	**Pin**	**New**
-	NC														
-	NC														
-	NC														
-	NC														
-	NC														
-	NC														
-	NC														
-	NC														
-	NC														
-	NC														
-	NC														
-	NC														
-	NC														
-	NC														
-	NC														
-	NC														
-	NC														
-	NC														
-	NC														
-	NC														
-	NC														
-	NC														
CH	NC									Bundle Overall Shd con to CH					

Astrium GmbH

Project: HERSCHEL

Pin Allocation List

(Harness)

Doc.No.: HP-2-ASED-IC-0014

Issue: 1.0 Date: 21.04.2004

Sheet: PAL-1 (of 4)

Connector: 311200 J06 **Function:** HIFI SVM CB3 (LOU Bundle 08) **Conn.-Type:** SCC340104401B032435P

Item: HHSVMCB2 **Location:** 26 / I/F CB ab. SVM Panel 6 (HIFI2 CB) **Backshell:** 440 FS 110 M 24 33

EMC-Category: 3I/LL Sig H fr CVVFT to SVMCB

Pin	Signal Designation	Interface-Code Circuit	Signal	Pos.	Ch. ID	Wiring	Grouping: Shd	Cable	Twist	Comment	Target-Item	Location	Connector	Pin	New
117	HIFI LOA 5A MS . 1		HL2.-	-	H506	061SS-38	1		E	400 Ohm, 0.01 mA	HHLOU	44	111200 P09	014	3.
124	HIFI LOA 5A MS . 1RTN		HL2.-	-	H506	061SS-38	1		E		HHLOU	44	111200 P09	047	3.
123	HIFI LOA 5A MS . 2		HL2.-	-	H506	061SS-38	1		F	400 Ohm, 0.01 mA	HHLOU	44	111200 P09	013	3.
116	HIFI LOA 5A MS . 2RTN		HL2.-	-	H506	061SS-38	1		F		HHLOU	44	111200 P09	046	3.
107	HIFI LOA 5A MS . 3		HL2.-	-	H506	061SS-38	1		G	400 Ohm, 0.01 mA	HHLOU	44	111200 P09	012	3.
122	HIFI LOA 5A MS . 3RTN		HL2.-	-	H506	061SS-38	1		G		HHLOU	44	111200 P09	045	3.
125	HIFI LOA 5A MS . SH506		HL2.-	-	H506	061SS-38	1			Cable H506 Shd	HHLOU	44	111200 P09	028	
-															
112	HIFI LOA 5A M . 1		HL6.-	-	H507	061BS-38	2		B	50 Ohm, 10 mA	HHLOU	44	111200 P09	015	3.
121	HIFI LOA 5A M . 1RTN		HL6.-	-	H507	061BS-38	2		B		HHLOU	44	111200 P09	048	3.
113	HIFI LOA 5A M . 2		HL6.-	-	H507	061BS-38	2		C	50 Ohm, 10 mA	HHLOU	44	111200 P09	016	3.
102	HIFI LOA 5A M . 2RTN		HL6.-	-	H507	061BS-38	2		C		HHLOU	44	111200 P09	049	3.
103	HIFI LOA 5A M . 3		HL6.-	-	H507	061BS-38	2		D	50 Ohm, 10 mA	HHLOU	44	111200 P09	017	3.
114	HIFI LOA 5A M . 3RTN		HL6.-	-	H507	061BS-38	2		D		HHLOU	44	111200 P09	050	3.
091	HIFI LOA 5A M . SH507		HL6.-	-	H507	061BS-38	2			Cable H507 Shd	HHLOU	44	111200 P09	031	
-															
078	HIFI LOA 5A D . 1A		HLD.-	-	H501	TS6CM-22	3		1	0.05 Ohm, 1500 mA	HHLOU	44	111200 P09	001	3. 3. 3.
089	HIFI LOA 5A D . 1B		HLD.-	-	H501	TS6CM-22	3		1		HHLOU	44	111200 P09	001	3. 3. 3.
090	HIFI LOA 5A D . 1*		HLD.-	-	H501	TS6CM-22	3		1		HHLOU	44	111200 P09	018	3. 3.
100	HIFI LOA 5A D . 1RTNA		HLD.-	-	H501	TS6CM-22	3		1	0.05 Ohm, 1500 mA	HHLOU	44	111200 P09	034	3. 3. 3.
101	HIFI LOA 5A D . 1RTNB		HLD.-	-	H501	TS6CM-22	3		1		HHLOU	44	111200 P09	034	3. 3. 3.
079	HIFI LOA 5A D . 1RTN*		HLD.-	-	H501	TS6CM-22	3		1		HHLOU	44	111200 P09	035	3. 3.
055	HIFI LOA 5A D . 2A		HLD.-	-	H501	TS6CM-22	3		2	0.05 Ohm, 1500 mA	HHLOU	44	111200 P09	002	3. 3. 3.
056	HIFI LOA 5A D . 2B		HLD.-	-	H501	TS6CM-22	3		2		HHLOU	44	111200 P09	002	3. 3. 3.
067	HIFI LOA 5A D . 2*		HLD.-	-	H501	TS6CM-22	3		2		HHLOU	44	111200 P09	003	3. 3.
044	HIFI LOA 5A D . 2RTNA		HLD.-	-	H501	TS6CM-22	3		2	0.05 Ohm, 1500 mA	HHLOU	44	111200 P09	019	3. 3. 3.
045	HIFI LOA 5A D . 2RTNB		HLD.-	-	H501	TS6CM-22	3		2		HHLOU	44	111200 P09	019	3. 3. 3.
066	HIFI LOA 5A D . 2RTN*		HLD.-	-	H501	TS6CM-22	3		2		HHLOU	44	111200 P09	036	3. 3.
068	HIFI LOA 5A D . SH501		HLD.-	-	H501	TS6CM-22	3			Cable H501 Shd	HHLOU	44	111200 P09	041	3.
-															
097	HIFI LOA 5A G . 1		HLG.-	-	H502	TS4CM-28	4		3	1 Ohm, 100 mA	HHLOU	44	111200 P09	004	3.
098	HIFI LOA 5A G . 1RTN		HLG.-	-	H502	TS4CM-28	4		3		HHLOU	44	111200 P09	020	3.
086	HIFI LOA 5A G . 2		HLG.-	-	H502	TS4CM-28	4		4	1 Ohm, 100 mA	HHLOU	44	111200 P09	021	3.
085	HIFI LOA 5A G . 2RTN		HLG.-	-	H502	TS4CM-28	4		4		HHLOU	44	111200 P09	037	3.
074	HIFI LOA 5A G . SH502		HLG.-	-	H502	TS4CM-28	4			Cable H502 Shd	HHLOU	44	111200 P09	042	
-															
039	HIFI LOA 5A P . L		HLP.-	-	H505	TS2CM-28	5		A	1 Ohm, 250 mA	HHLOU	44	111200 P09	010	3.
040	HIFI LOA 5A P . LRTN		HLP.-	-	H505	TS2CM-28	5		A		HHLOU	44	111200 P09	026	3.
028	HIFI LOA 5A P . SH505		HLP.-	-	H505	TS2CM-28	5			Cable H505 Shd	HHLOU	44	111200 P09	044	

Astrium GmbH	**Pin Allocation List**	Doc.No.: HP-2-ASED-IC-0014
Project: HERSCHEL	**(Harness)**	Issue: 1.0 Date: 21.04.2004
		Sheet: PAL-2 (of 4)

Connector: 311200 J06 **Function:** HIFI SVM CB3 (LOU Bundle 08) **Conn.-Type:** SCC340104401B032435P

Item: HHSVMCB2 **Location:** 26 / I/F CB ab. SVM Panel 6 (HIFI2 CB) **Backshell:** 440 FS 110 M 24 33

EMC-Category: 3I/LL Sig H fr CVVFT to SVMCB

Pin	Signal Designation	Interface-Code Circuit	Signal	Pos.	Ch. ID	Wiring	Grouping: Shd	Cable	Twist	Comment	Target-Item	Location	Connector	Pin	New
-															
092	HIFI LOA 5A T . VP		HLT.-	-	H504	041SS-38	6		9	400 Ohm, 0.001 mA	HHLOU	44	111200 P09	008	3.
104	HIFI LOA 5A T . VN		HLT.-	-	H504	041SS-38	6		9		HHLOU	44	111200 P09	009	3.
093	HIFI LOA 5A T . IP		HLT.-	-	H504	041SS-38	6		9	400 Ohm, 1 mA	HHLOU	44	111200 P09	024	3.
081	HIFI LOA 5A T . IN		HLT.-	-	H504	041SS-38	6		9		HHLOU	44	111200 P09	025	3.
070	HIFI LOA 5A T . SH504		HLT.-	-	H504	041SS-38	6			Cable H504 Shd	HHLOU	44	111200 P09	027	
-															
118	HIFI LOA 5A . D1S		HLX.-	-	H503	081SS-38	7		5	400 Ohm, 0.001 mA	HHLOU	44	111200 P09	023	3.
126	HIFI LOA 5A . D1SRT		HLX.-	-	H503	081SS-38	7		5		HHLOU	44	111200 P09	039	3.
119	HIFI LOA 5A . D2S		HLX.-	-	H503	081SS-38	7		6	400 Ohm, 0.001 mA	HHLOU	44	111200 P09	007	3.
110	HIFI LOA 5A . D2SRT		HLX.-	-	H503	081SS-38	7		6		HHLOU	44	111200 P09	040	3.
127	HIFI LOA 5A . G1S		HLX.-	-	H503	081SS-38	7		7	400 Ohm, 0.001 mA	HHLOU	44	111200 P09	005	3.
128	HIFI LOA 5A . G1SRT		HLX.-	-	H503	081SS-38	7		7		HHLOU	44	111200 P09	038	3.
111	HIFI LOA 5A . G2S		HLX.-	-	H503	081SS-38	7		8	400 Ohm, 0.001 mA	HHLOU	44	111200 P09	006	3.
120	HIFI LOA 5A . G2SRT		HLX.-	-	H503	081SS-38	7		8		HHLOU	44	111200 P09	022	3.
109	HIFI LOA 5A . SH503		HLX.-	-	H503	081SS-38	7			Cable H503 Shd	HHLOU	44	111200 P09	043	
-															
058	HIFI LOA 6A MS . 1		HL3.-	-	H606	111SS-38	8		G	400 Ohm, 0.01 mA	HHLOU	44	111200 P11	030	3.
057	HIFI LOA 6A MS . 1RTN		HL3.-	-	H606	111SS-38	8		G		HHLOU	44	111200 P11	047	3.
046	HIFI LOA 6A MS . 2		HL3.-	-	H606	111SS-38	8		H	400 Ohm, 0.01 mA	HHLOU	44	111200 P11	013	3
047	HIFI LOA 6A MS . 2RTN		HL3.-	-	H606	111SS-38	8		H		HHLOU	44	111200 P11	046	3.
034	HIFI LOA 6A MS . 3		HL3.-	-	H606	111SS-38	8		I	400 Ohm, 0.01 mA	HHLOU	44	111200 P11	012	3.
033	HIFI LOA 6A MS . 3RTN		HL3.-	-	H606	111SS-38	8		I		HHLOU	44	111200 P11	029	3.
035	HIFI LOA 6A MS . 4		HL3.-	-	H606	111SS-38	8		J	400 Ohm, 0.01 mA	HHLOU	44	111200 P11	028	3.
024	HIFI LOA 6A MS . 4RTN		HL3.-	-	H606	111SS-38	8		J		HHLOU	44	111200 P11	045	3.
023	HIFI LOA 6A MS . 5		HL3.-	-	H606	111SS-38	8		K	400 Ohm, 0.01 mA	HHLOU	44	111200 P11	011	3.
014	HIFI LOA 6A MS . 5RTN		HL3.-	-	H606	111SS-38	8		K		HHLOU	44	111200 P11	044	3.
069	HIFI LOA 6A MS . SH606		HL3.-	-	H606	111SS-38	8			Cable H606 Shd	HHLOU	44	111200 P11	027	
-															
022	HIFI LOA 6A M . 1		HL7.-	-	H607	111BS-38	9		B	50 Ohm, 10 mA	HHLOU	44	111200 P11	014	3.
032	HIFI LOA 6A M . 1RTN		HL7.-	-	H607	111BS-38	9		B		HHLOU	44	111200 P11	031	3.
021	HIFI LOA 6A M . 2		HL7.-	-	H607	111BS-38	9		C	50 Ohm, 10 mA	HHLOU	44	111200 P11	015	3.
013	HIFI LOA 6A M . 2RTN		HL7.-	-	H607	111BS-38	9		C		HHLOU	44	111200 P11	048	3.
006	HIFI LOA 6A M . 3		HL7.-	-	H607	111BS-38	9		D	50 Ohm, 10 mA	HHLOU	44	111200 P11	016	3.
007	HIFI LOA 6A M . 3RTN		HL7.-	-	H607	111BS-38	9		D		HHLOU	44	111200 P11	032	3.
012	HIFI LOA 6A M . 4		HL7.-	-	H607	111BS-38	9		E	50 Ohm, 10 mA	HHLOU	44	111200 P11	033	3.
005	HIFI LOA 6A M . 4RTN		HL7.-	-	H607	111BS-38	9		E		HHLOU	44	111200 P11	049	3.
020	HIFI LOA 6A M . 5		HL7.-	-	H607	111BS-38	9		F	50 Ohm, 10 mA	HHLOU	44	111200 P11	017	3.
011	HIFI LOA 6A M . 5RTN		HL7.-	-	H607	111BS-38	9		F		HHLOU	44	111200 P11	050	3.

Astrium GmbH	**Pin Allocation List**	Doc.No.: HP-2-ASED-IC-0014
Project: HERSCHEL	**(Harness)**	Issue: 1.0 Date: 21.04.2004
		Sheet: PAL-3 (of 4)

Connector: 311200 J06 **Function:** HIFI SVM CB3 (LOU Bundle 08) **Conn.-Type:** SCC340104401B032435P

Item: HHSVMCB2 **Location:** 26 / I/F CB ab. SVM Panel 6 (HIFI2 CB) **Backshell:** 440 FS 110 M 24 33

EMC-Category: 3I/LL Sig H fr CVVFT to SVMCB

		Interface-Code					Grouping:							
Pin	**Signal Designation**	**Circuit**	**Signal**	**Pos.**	**Ch. ID**	**Wiring**	**Shd**	**Cable**	**Twist**	**Comment**	**Target-Item**	**Location**	**Connector**	**Pin**	**New**
004	HIFI LOA 6A M . SH607		HL7.-	-	H607	111BS-38	9			Cable H607 Shd	HHLOU	44	111200 P11	027	
-															
064	HIFI LOA 6A D . 1A		HLD.-	-	H601	TS6CM-22	10		1	0.05 Ohm, 1200 mA	HHLOU	44	111200 P11	001	3. 3. 3.
087	HIFI LOA 6A D . 1B		HLD.-	-	H601	TS6CM-22	10		1		HHLOU	44	111200 P11	001	3. 3. 3.
088	HIFI LOA 6A D . 1*		HLD.-	-	H601	TS6CM-22	10		1		HHLOU	44	111200 P11	018	3. 3.
075	HIFI LOA 6A D . 1RTNA		HLD.-	-	H601	TS6CM-22	10		1	0.05 Ohm, 1200 mA	HHLOU	44	111200 P11	034	3. 3. 3.
076	HIFI LOA 6A D . 1RTNB		HLD.-	-	H601	TS6CM-22	10		1		HHLOU	44	111200 P11	034	3. 3. 3.
059	HIFI LOA 6A D . 1RTN*		HLD.-	-	H601	TS6CM-22	10		1		HHLOU	44	111200 P11	035	3. 3.
031	HIFI LOA 6A D . 2A		HLD.-	-	H601	TS6CM-22	10		2	0.05 Ohm, 1200 mA	HHLOU	44	111200 P11	002	3. 3. 3.
053	HIFI LOA 6A D . 2B		HLD.-	-	H601	TS6CM-22	10		2		HHLOU	44	111200 P11	002	3. 3. 3.
054	HIFI LOA 6A D . 2*		HLD.-	-	H601	TS6CM-22	10		2		HHLOU	44	111200 P11	003	3. 3.
042	HIFI LOA 6A D . 2RTNA		HLD.-	-	H601	TS6CM-22	10		2	0.05 Ohm, 1200 mA	HHLOU	44	111200 P11	019	3. 3. 3.
043	HIFI LOA 6A D . 2RTNB		HLD.-	-	H601	TS6CM-22	10		2		HHLOU	44	111200 P11	019	3. 3. 3.
065	HIFI LOA 6A D . 2RTN*		HLD.-	-	H601	TS6CM-22	10		2		HHLOU	44	111200 P11	036	3. 3.
077	HIFI LOA 6A D . SH601		HLD.-	-	H601	TS6CM-22	10			Cable H601 Shd	HHLOU	44	111200 P11	041	3.
-															
063	HIFI LOA 6A G . 1		HLG.-	-	H602	TS4CM-28	11		3	1 Ohm, 100 mA	HHLOU	44	111200 P11	004	3.
062	HIFI LOA 6A G . 1RTN		HLG.-	-	H602	TS4CM-28	11		3		HHLOU	44	111200 P11	020	3.
051	HIFI LOA 6A G . 2		HLG.-	-	H602	TS4CM-28	11		4	1 Ohm, 100 mA	HHLOU	44	111200 P11	021	3.
052	HIFI LOA 6A G . 2RTN		HLG.-	-	H602	TS4CM-28	11		4		HHLOU	44	111200 P11	037	3.
073	HIFI LOA 6A G . SH602		HLG.-	-	H602	TS4CM-28	11			Cable H602 Shd con to SH601	HHLOU	44	111200 P11	041	
-															
029	HIFI LOA 6A P . L		HLP.-	-	H605	TS2CM-28	12		A	1 Ohm, 250 mA	HHLOU	44	111200 P11	010	3.
030	HIFI LOA 6A P . LRTN		HLP.-	-	H605	TS2CM-28	12		A		HHLOU	44	111200 P11	026	3.
041	HIFI LOA 6A P . SH605		HLP.-	-	H605	TS2CM-28	12			Cable H605 Shd	HHLOU	44	111200 P11	043	
-															
009	HIFI LOA 6A T . VP		HLT.-	-	H604	041SS-38	13		9	400 Ohm, 0.001 mA	HHLOU	44	111200 P11	008	3.
017	HIFI LOA 6A T . VN		HLT.-	-	H604	041SS-38	13		9		HHLOU	44	111200 P11	009	3.
001	HIFI LOA 6A T . IP		HLT.-	-	H604	041SS-38	13		9	400 Ohm, 1 mA	HHLOU	44	111200 P11	024	3.
002	HIFI LOA 6A T . IN		HLT.-	-	H604	041SS-38	13		9		HHLOU	44	111200 P11	025	3.
003	HIFI LOA 6A T . SH604		HLT.-	-	H604	041SS-38	13			Cable H604 Shd	HHLOU	44	111200 P11	043	
-															
037	HIFI LOA 6A . D1S		HLX.-	-	H603	081SS-38	14		5	400 Ohm, 0.001 mA	HHLOU	44	111200 P11	023	3.
049	HIFI LOA 6A . D1SRT		HLX.-	-	H603	081SS-38	14		5		HHLOU	44	111200 P11	039	3.
038	HIFI LOA 6A . D2S		HLX.-	-	H603	081SS-38	14		6	400 Ohm, 0.001 mA	HHLOU	44	111200 P11	007	3.
026	HIFI LOA 6A . D2SRT		HLX.-	-	H603	081SS-38	14		6		HHLOU	44	111200 P11	040	3.
016	HIFI LOA 6A . G1S		HLX.-	-	H603	081SS-38	14		7	400 Ohm, 0.001 mA	HHLOU	44	111200 P11	005	3.
027	HIFI LOA 6A . G1SRT		HLX.-	-	H603	081SS-38	14		7		HHLOU	44	111200 P11	038	3.
015	HIFI LOA 6A . G2S		HLX.-	-	H603	081SS-38	14		8	400 Ohm, 0.001 mA	HHLOU	44	111200 P11	006	3.

Astrium GmbH	**Pin Allocation List** (Harness)	Doc.No.: HP-2-ASED-IC-0014
Project: HERSCHEL		Issue: 1.0 Date: 21.04.2004
		Sheet: PAL-4 (of 4)

Connector: 311200 J06 **Function:** HIFI SVM CB3 (LOU Bundle 08) **Conn.-Type:** SCC340104401B032435P

Item: HHSVMCB2 **Location:** 26 / I/F CB ab. SVM Panel 6 (HIFI2 CB) **Backshell:** 440 FS 110 M 24 33

EMC-Category: 3I/LL Sig H fr CVVFT to SVMCB

Pin	Signal Designation	Interface-Code Circuit	Signal	Pos.	Ch. ID	Wiring	Grouping: Shd	Cable	Twist	Comment	Target-Item	Location	Connector	Pin	New
008	HIFI LOA 6A . G2SRT		HLX.-	-	H603	081SS-38	14		8		HHLOU	44	111200 P11	022	3.
025	HIFI LOA 6A . SH603		HLX.-	-	H603	081SS-38	14			Cable H603 Shd	HHLOU	44	111200 P11	042	
-															
019	HIFI LOA HEAT M		HLH.-	-	H701	TS2CM-28	15			1 Ohm, 150 mA	HHLOU	44	2I111200 P15	001	
018	HIFI LOA HEAT M . RTN		HLH.-	-	H701	TS2CM-28	15				HHLOU	44	2I111200 P15	009	
010	HIFI LOA HEAT M . SH701		HLH.-	-	H701	TS2CM-28	15			Cable H701 Shd con to CH	HHLOU	44	2I111200 P15	CH	
-	NC														
-	NC														
-	NC														
-	NC														
-	NC														
-	NC														
-	NC														
-	NC														
-	NC														
-	NC														
-	NC														
-	NC														
-	NC														
-	NC														
-	NC														
-	NC														
-	NC														
-	NC														
CH	NC									Overall Shd con to CH					

Astrium GmbH	**Pin Allocation List**	Doc.No.: HP-2-ASED-IC-0014
Project: HERSCHEL	**(Harness)**	Issue: 1.0 Date: 21.04.2004
		Sheet: PAL-1 (of 4)

Connector: 311200 J07 **Function:** HIFI SVM CB2 (LOU Bundle 09) **Conn.-Type:** SCC340104401B032435P

Item: HHSVMCB2 **Location:** 26 / I/F CB ab. SVM Panel 6 (HIFI2 CB) **Backshell:** 440 FS 110 M 24 33

EMC-Category: 3I/LL Sig H fr CVVFT to SVMCB

		Interface-Code					Grouping:							
Pin	**Signal Designation**	**Circuit**	**Signal**	**Pos.**	**Ch. ID**	**Wiring**	**Shd**	**Cable**	**Twist**	**Comment**	**Target-Item**	**Location**	**Connector**	**Pin**	**New**
093	HIFI LOA 6C MS . 1		HL3.-	-	H626	111SS-38	1		G	400 Ohm, 0.01 mA	HHLOU	44	111200 P13	030	
081	HIFI LOA 6C MS . 1RTN		HL3.-	-	H626	111SS-38	1		G		HHLOU	44	111200 P13		
091	HIFI LOA 6C MS . 2		HL3.-	-	H626	111SS-38	1		H	400 Ohm, 0.01 mA	HHLOU	44	111200 P13	013	
080	HIFI LOA 6C MS . 2RTN		HL3.-	-	H626	111SS-38	1		H		HHLOU	44	111200 P13	046	
104	HIFI LOA 6C MS . 3		HL3.-	-	H626	111SS-38	1		I	400 Ohm, 0.01 mA	HHLOU	44	111200 P13	012	
092	HIFI LOA 6C MS . 3RTN		HL3.-	-	H626	111SS-38	1		I		HHLOU	44	111200 P13	029	
114	HIFI LOA 6C MS . 4		HL3.-	-	H626	111SS-38	1		J	400 Ohm, 0.01 mA	HHLOU	44	111200 P13	028	
103	HIFI LOA 6C MS . 4RTN		HL3.-	-	H626	111SS-38	1		J		HHLOU	44	111200 P13	045	
113	HIFI LOA 6C MS . 5		HL3.-	-	H626	111SS-38	1		K	400 Ohm, 0.01 mA	HHLOU	44	111200 P13	011	
121	HIFI LOA 6C MS . 5RTN		HL3.-	-	H626	111SS-38	1		K		HHLOU	44	111200 P13	044	
070	HIFI LOA 6C MS . SH626		HL3.-	-	H626	111SS-38	1			Cable H626 Shd	HHLOU	44	111200 P13	027	
-															
117	HIFI LOA 6C M . 1		HL7.-	-	H627	111BS-38	2		B	50 Ohm, 10 mA	HHLOU	44	111200 P13	014	
124	HIFI LOA 6C M . 1RTN		HL7.-	-	H627	111BS-38	2		B		HHLOU	44	111200 P13	031	
123	HIFI LOA 6C M . 2		HL7.-	-	H627	111BS-38	2		C	50 Ohm, 10 mA	HHLOU	44	111200 P13	015	
116	HIFI LOA 6C M . 2RTN		HL7.-	-	H627	111BS-38	2		C		HHLOU	44	111200 P13	048	
107	HIFI LOA 6C M . 3		HL7.-	-	H627	111BS-38	2		D	50 Ohm, 10 mA	HHLOU	44	111200 P13	016	
108	HIFI LOA 6C M . 3RTN		HL7.-	-	H627	111BS-38	2		D		HHLOU	44	111200 P13	032	
115	HIFI LOA 6C M . 4		HL7.-	-	H627	111BS-38	2		E	50 Ohm, 10 mA	HHLOU	44	111200 P13	033	
122	HIFI LOA 6C M . 4RTN		HL7.-	-	H627	111BS-38	2		E		HHLOU	44	111200 P13	049	
106	HIFI LOA 6C M . 5		HL7.-	-	H627	111BS-38	2		F	50 Ohm, 10 mA	HHLOU	44	111200 P13	017	
096	HIFI LOA 6C M . 5RTN		HL7.-	-	H627	111BS-38	2		F		HHLOU	44	111200 P13	050	
125	HIFI LOA 6C M . SH627		HL7.-	-	H627	111BS-38	2			Cable H627 Shd	HHLOU	44	111200 P13	027	
-															
078	HIFI LOA 6C D . 1A		HLD.-	-	H621	TS6CM-22	3		1	0.05 Ohm, 1200 mA	HHLOU	44	111200 P13	001	3. 3. 3.
089	HIFI LOA 6C D . 1B		HLD.-	-	H621	TS6CM-22	3		1		HHLOU	44	111200 P13	001	3. 3. 3.
090	HIFI LOA 6C D . 1*		HLD.-	-	H621	TS6CM-22	3		1		HHLOU	44	111200 P13	018	3.
100	HIFI LOA 6C D . 1RTNA		HLD.-	-	H621	TS6CM-22	3		1	0.05 Ohm, 1200 mA	HHLOU	44	111200 P13	034	3. 3. 3.
101	HIFI LOA 6C D . 1RTNB		HLD.-	-	H621	TS6CM-22	3		1		HHLOU	44	111200 P13	034	3. 3. 3.
079	HIFI LOA 6C D . 1RTN*		HLD.-	-	H621	TS6CM-22	3		1		HHLOU	44	111200 P13	035	3.
055	HIFI LOA 6C D . 2A		HLD.-	-	H621	TS6CM-22	3		2	0.05 Ohm, 1200 mA	HHLOU	44	111200 P13	002	3. 3. 3.
056	HIFI LOA 6C D . 2B		HLD.-	-	H621	TS6CM-22	3		2		HHLOU	44	111200 P13	002	3. 3. 3.
067	HIFI LOA 6C D . 2*		HLD.-	-	H621	TS6CM-22	3		2		HHLOU	44	111200 P13	003	3.
044	HIFI LOA 6C D . 2RTNA		HLD.-	-	H621	TS6CM-22	3		2	0.05 Ohm, 1200 mA	HHLOU	44	111200 P13	019	3. 3. 3.
045	HIFI LOA 6C D . 2RTNB		HLD.-	-	H621	TS6CM-22	3		2		HHLOU	44	111200 P13	019	3. 3. 3.
066	HIFI LOA 6C D . 2RTN*		HLD.-	-	H621	TS6CM-22	3		2		HHLOU	44	111200 P13	036	3.
068	HIFI LOA 6C D . SH621		HLD.-	-	H621	TS6CM-22	3			Cable H621 Shd	HHLOU	44	111200 P13	041	3.
-															
097	HIFI LOA 6C G . 1		HLG.-	-	H622	TS4CM-28	4		3	1 Ohm, 100 mA	HHLOU	44	111200 P13	004	

Astrium GmbH	**Pin Allocation List**	Doc.No.: HP-2-ASED-IC-0014
Project: HERSCHEL	**(Harness)**	Issue: 1.0 Date: 21.04.2004
		Sheet: PAL-2 (of 4)

Connector: 311200 J07 **Function:** HIFI SVM CB2 (LOU Bundle 09) **Conn.-Type:** SCC340104401B032435P

Item: HHSVMCB2 **Location:** 26 / I/F CB ab. SVM Panel 6 (HIFI2 CB) **Backshell:** 440 FS 110 M 24 33

EMC-Category: 3I/LL Sig H fr CVVFT to SVMCB

		Interface-Code					Grouping:							
Pin	**Signal Designation**	**Circuit**	**Signal**	**Pos.**	**Ch. ID**	**Wiring**	**Shd**	**Cable**	**Twist**	**Comment**	**Target-Item**	**Location**	**Connector**	**Pin**	**New**
098	HIFI LOA 6C G . 1RTN		HLG.-	-	H622	TS4CM-28	4		3		HHLOU	44	111200 P13	020	
086	HIFI LOA 6C G . 2		HLG.-	-	H622	TS4CM-28	4		4	1 Ohm, 100 mA	HHLOU	44	111200 P13	021	
085	HIFI LOA 6C G . 2RTN		HLG.-	-	H622	TS4CM-28	4		4		HHLOU	44	111200 P13	037	
074	HIFI LOA 6C G . SH622		HLG.-	-	H622	TS4CM-28	4			Cable H622 Shd con to SH621	HHLOU	44	111200 P13	041	
-															
039	HIFI LOA 6C P . L		HLP.-	-	H625	TS2CM-28	5		A	1 Ohm, 250 mA	HHLOU	44	111200 P13	010	
040	HIFI LOA 6C P . LRTN		HLP.-	-	H625	TS2CM-28	5		A		HHLOU	44	111200 P13	026	
028	HIFI LOA 6C P . SH625		HLP.-	-	H625	TS2CM-28	5			Cable H625 Shd	HHLOU	44	111200 P13	043	
-															
094	HIFI LOA 6C T . VP		HLT.-	-	H624	041SS-38	6		9	400 Ohm, 0.001 mA	HHLOU	44	111200 P13	008	
083	HIFI LOA 6C T . VN		HLT.-	-	H624	041SS-38	6		9		HHLOU	44	111200 P13	009	
095	HIFI LOA 6C T . IP		HLT.-	-	H624	041SS-38	6		9	400 Ohm, 1 mA	HHLOU	44	111200 P13	024	
105	HIFI LOA 6C T . IN		HLT.-	-	H624	041SS-38	6		9		HHLOU	44	111200 P13	025	
084	HIFI LOA 6C T . SH624		HLT.-	-	H624	041SS-38	6			Cable H624 Shd	HHLOU	44	111200 P13	043	
-															
118	HIFI LOA 6C . D1S		HLX.-	-	H623	081SS-38	7		5	400 Ohm, 0.001 mA	HHLOU	44	111200 P13	023	
126	HIFI LOA 6C . D1SRT		HLX.-	-	H623	081SS-38	7		5		HHLOU	44	111200 P13	039	
119	HIFI LOA 6C . D2S		HLX.-	-	H623	081SS-38	7		6	400 Ohm, 0.001 mA	HHLOU	44	111200 P13	007	
110	HIFI LOA 6C . D2SRT		HLX.-	-	H623	081SS-38	7		6		HHLOU	44	111200 P13	040	
127	HIFI LOA 6C . G1S		HLX.-	-	H623	081SS-38	7		7	400 Ohm, 0.001 mA	HHLOU	44	111200 P13	005	
128	HIFI LOA 6C . G1SRT		HLX.-	-	H623	081SS-38	7		7		HHLOU	44	111200 P13	038	
111	HIFI LOA 6C . G2S		HLX.-	-	H623	081SS-38	7		8	400 Ohm, 0.001 mA	HHLOU	44	111200 P13	006	
120	HIFI LOA 6C . G2SRT		HLX.-	-	H623	081SS-38	7		8		HHLOU	44	111200 P13	022	
109	HIFI LOA 6C . SH623		HLX.-	-	H623	081SS-38	7			Cable 623 Shd	HHLOU	44	111200 P13	042	
-															
058	HIFI LOA 6D MS . 1		HL3.-	-	H636	111SS-38	8		G	400 Ohm, 0.01 mA	HHLOU	44	111200 P14	030	
057	HIFI LOA 6D MS . 1RTN		HL3.-	-	H636	111SS-38	8		G		HHLOU	44	111200 P14	047	
046	HIFI LOA 6D MS . 2		HL3.-	-	H636	111SS-38	8		H	400 Ohm, 0.01 mA	HHLOU	44	111200 P14	013	
047	HIFI LOA 6D MS . 2RTN		HL3.-	-	H636	111SS-38	8		H		HHLOU	44	111200 P14	046	
034	HIFI LOA 6D MS . 3		HL3.-	-	H636	111SS-38	8		I	400 Ohm, 0.01 mA	HHLOU	44	111200 P14	012	
033	HIFI LOA 6D MS . 3RTN		HL3.-	-	H636	111SS-38	8		I		HHLOU	44	111200 P14	029	
035	HIFI LOA 6D MS . 4		HL3.-	-	H636	111SS-38	8		J	400 Ohm, 0.01 mA	HHLOU	44	111200 P14	028	
024	HIFI LOA 6D MS . 4RTN		HL3.-	-	H636	111SS-38	8		J		HHLOU	44	111200 P14	045	
023	HIFI LOA 6D MS . 5		HL3.-	-	H636	111SS-38	8		K	400 Ohm, 0.01 mA	HHLOU	44	111200 P14	011	
014	HIFI LOA 6D MS . 5RTN		HL3.-	-	H636	111SS-38	8		K		HHLOU	44	111200 P14	044	
069	HIFI LOA 6D MS . SH636		HL3.-	-	H636	111SS-38	8			Cable H636 Shd	HHLOU	44	111200 P14	027	
-															
022	HIFI LOA 6D M . 1		HL7.-	-	H637	111BS-38	9		B	50 Ohm, 10 mA	HHLOU	44	111200 P14	014	
032	HIFI LOA 6D M . 1RTN		HL7.-	-	H637	111BS-38	9		B		HHLOU	44	111200 P14	031	

Astrium GmbH	**Pin Allocation List**	Doc.No.: HP-2-ASED-IC-0014
Project: HERSCHEL	**(Harness)**	Issue: 1.0 Date: 21.04.2004
		Sheet: PAL-3 (of 4)

Connector: 311200 J07 **Function:** HIFI SVM CB2 (LOU Bundle 09) **Conn.-Type:** SCC340104401B032435P

Item: HHSVMCB2 **Location:** 26 / I/F CB ab. SVM Panel 6 (HIFI2 CB) **Backshell:** 440 FS 110 M 24 33

EMC-Category: 3I/LL Sig H fr CVVFT to SVMCB

		Interface-Code					Grouping:							
Pin	**Signal Designation**	**Circuit**	**Signal**	**Pos.**	**Ch. ID**	**Wiring**	**Shd**	**Cable**	**Twist**	**Comment**	**Target-Item**	**Location**	**Connector**	**Pin**	**New**
021	HIFI LOA 6D M . 2		HL7.-	-	H637	111BS-38	9		C	50 Ohm, 10 mA	HHLOU	44	111200 P14	015	
013	HIFI LOA 6D M . 2RTN		HL7.-	-	H637	111BS-38	9		C		HHLOU	44	111200 P14	048	
006	HIFI LOA 6D M . 3		HL7.-	-	H637	111BS-38	9		D	50 Ohm, 10 mA	HHLOU	44	111200 P14	016	
007	HIFI LOA 6D M . 3RTN		HL7.-	-	H637	111BS-38	9		D		HHLOU	44	111200 P14	032	
012	HIFI LOA 6D M . 4		HL7.-	-	H637	111BS-38	9		E	50 Ohm, 10 mA	HHLOU	44	111200 P14	033	
005	HIFI LOA 6D M . 4RTN		HL7.-	-	H637	111BS-38	9		E		HHLOU	44	111200 P14	049	
020	HIFI LOA 6D M . 5		HL7.-	-	H637	111BS-38	9		F	50 Ohm, 10 mA	HHLOU	44	111200 P14	017	
011	HIFI LOA 6D M . 5RTN		HL7.-	-	H637	111BS-38	9		F		HHLOU	44	111200 P14	050	
004	HIFI LOA 6D M . SH637		HL7.-	-	H637	111BS-38	9			Cable H637 Shd	HHLOU	44	111200 P14	027	
-															
064	HIFI LOA 6D D . 1A		HLD.-	-	H631	TS6CM-22	10		1	0.05 Ohm, 1500 mA	HHLOU	44	111200 P14	001	3. 3. 3.
087	HIFI LOA 6D D . 1B		HLD.-	-	H631	TS6CM-22	10		1		HHLOU	44	111200 P14	001	3. 3. 3.
088	HIFI LOA 6D D . 1*		HLD.-	-	H631	TS6CM-22	10		1		HHLOU	44	111200 P14	018	3.
075	HIFI LOA 6D D . 1RTNA		HLD.-	-	H631	TS6CM-22	10		1	0.05 Ohm, 1500 mA	HHLOU	44	111200 P14	034	3. 3. 3.
076	HIFI LOA 6D D . 1RTNB		HLD.-	-	H631	TS6CM-22	10		1		HHLOU	44	111200 P14	034	3. 3. 3.
099	HIFI LOA 6D D . 1RTN*		HLD.-	-	H631	TS6CM-22	10		1		HHLOU	44	111200 P14	035	3.
031	HIFI LOA 6D D . 2A		HLD.-	-	H631	TS6CM-22	10		2	0.05 Ohm, 1500 mA	HHLOU	44	111200 P14	002	3. 3. 3.
053	HIFI LOA 6D D . 2B		HLD.-	-	H631	TS6CM-22	10		2		HHLOU	44	111200 P14	002	3. 3. 3.
054	HIFI LOA 6D D . 2*		HLD.-	-	H631	TS6CM-22	10		2		HHLOU	44	111200 P14	003	3.
042	HIFI LOA 6D D . 2RTNA		HLD.-	-	H631	TS6CM-22	10		2	0.05 Ohm, 1500 mA	HHLOU	44	111200 P14	019	3. 3. 3.
043	HIFI LOA 6D D . 2RTNB		HLD.-	-	H631	TS6CM-22	10		2		HHLOU	44	111200 P14	019	3. 3. 3.
065	HIFI LOA 6D D . 2RTN*		HLD.-	-	H631	TS6CM-22	10		2		HHLOU	44	111200 P14	036	3.
077	HIFI LOA 6D D . SH631		HLD.-	-	H631	TS6CM-22	10			Cable H631 Shd	HHLOU	44	111200 P14	041	3.
-															
063	HIFI LOA 6D G . 1		HLG.-	-	H632	TS4CM-28	11		3	1 Ohm, 100 mA	HHLOU	44	111200 P14	004	
062	HIFI LOA 6D G . 1RTN		HLG.-	-	H632	TS4CM-28	11		3		HHLOU	44	111200 P14	020	
051	HIFI LOA 6D G . 2		HLG.-	-	H632	TS4CM-28	11		4	1 Ohm, 100 mA	HHLOU	44	111200 P14	021	
052	HIFI LOA 6D G . 2RTN		HLG.-	-	H632	TS4CM-28	11		4		HHLOU	44	111200 P14	037	
073	HIFI LOA 6D G . SH632		HLG.-	-	H632	TS4CM-28	11			Cable H632 Shd	HHLOU	44	111200 P14	041	
-															
029	HIFI LOA 6D P . L		HLP.-	-	H635	TS2CM-28	12		A	1 Ohm, 250 mA	HHLOU	44	111200 P14	010	
030	HIFI LOA 6D P . LRTN		HLP.-	-	H635	TS2CM-28	12		A		HHLOU	44	111200 P14	026	
041	HIFI LOA 6D P . SH635		HLP.-	-	H635	TS2CM-28	12			Cable H635 Shd	HHLOU	44	111200 P14	043	
-															
009	HIFI LOA 6D T . VP		HLT.-	-	H634	041SS-38	13		9	400 Ohm, 0.001 mA	HHLOU	44	111200 P14	008	
017	HIFI LOA 6D T . VN		HLT.-	-	H634	041SS-38	13		9		HHLOU	44	111200 P14	009	
001	HIFI LOA 6D T . IP		HLT.-	-	H634	041SS-38	13		9	400 Ohm, 1 mA	HHLOU	44	111200 P14	024	
002	HIFI LOA 6D T . IN		HLT.-	-	H634	041SS-38	13		9		HHLOU	44	111200 P14	025	
003	HIFI LOA 6D T . SH634		HLT.-	-	H634	041SS-38	13			Cable H634 Shd	HHLOU	44	111200 P14	043	

Astrium GmbH	**Pin Allocation List**	Doc.No.: HP-2-ASED-IC-0014
Project: HERSCHEL	**(Harness)**	Issue: 1.0 Date: 21.04.2004
		Sheet: PAL-4 (of 4)

Connector: 311200 J07 **Function:** HIFI SVM CB2 (LOU Bundle 09) **Conn.-Type:** SCC340104401B032435P

Item: HHSVMCB2 **Location:** 26 / I/F CB ab. SVM Panel 6 (HIFI2 CB) **Backshell:** 440 FS 110 M 24 33

EMC-Category: 3I/LL Sig H fr CVVFT to SVMCB

		Interface-Code					Grouping:								
Pin	**Signal Designation**	**Circuit**	**Signal**	**Pos.**	**Ch. ID**	**Wiring**	**Shd**	**Cable**	**Twist**	**Comment**	**Target-Item**	**Location**	**Connector**	**Pin**	**New**
-															
037	HIFI LOA 6D . D1S		HLX.-	-	H633	081SS-38	14		5	400 Ohm, 0.001 mA	HHLOU	44	111200 P14	023	
049	HIFI LOA 6D . D1SRT		HLX.-	-	H633	081SS-38	14		5		HHLOU	44	111200 P14	039	
038	HIFI LOA 6D . D2		HLX.-	-	H633	081SS-38	14		6	400 Ohm, 0.001 mA	HHLOU	44	111200 P14		
026	HIFI LOA 6D . D2SRT		HLX.-	-	H633	081SS-38	14		6		HHLOU	44	111200 P14	040	
016	HIFI LOA 6D . G1S		HLX.-	-	H633	081SS-38	14		7	400 Ohm, 0.001 mA	HHLOU	44	111200 P14	005	
027	HIFI LOA 6D . G1SRT		HLX.-	-	H633	081SS-38	14		7		HHLOU	44	111200 P14	038	
015	HIFI LOA 6D . G2S		HLX.-	-	H633	081SS-38	14		8	400 Ohm, 0.001 mA	HHLOU	44	111200 P14	006	
008	HIFI LOA 6D . G2SRT		HLX.-	-	H633	081SS-38	14		8		HHLOU	44	111200 P14	022	
025	HIFI LOA 6D . SH633		HLX.-	-	H633	081SS-38	14			Cable H633 Shd	HHLOU	44	111200 P14	042	
-	NC														
-	NC														
-	NC														
-	NC														
-	NC														
-	NC														
-	NC														
-	NC														
-	NC														
-	NC														
-	NC														
-	NC														
-	NC														
CH	NC									Overall Shd con to CH					

Astrium GmbH

Project: HERSCHEL

Pin Allocation List

(Harness)

Doc.No.: HP-2-ASED-IC-0014

Issue: 1.0 Date: 21.04.2004

Sheet: PAL-1 (of 4)

Connector: 311300 J04 **Function:** HIFI SVM CB2 (LOU Bundle 10) **Conn.-Type:** SCC340104401B032435P

Item: HHSVMCB3 **Location:** 26 / I/F CB ab. SVM Panel 6 (HIFI2 CB) **Backshell:** 440 FS 110 M 24 33

EMC-Category: 3I/LL Sig H fr CVVFT to SVMCB

Pin	Signal Designation	Interface-Code Circuit	Signal	Pos.	Ch. ID	Wiring	Grouping: Shd	Cable	Twist	Comment	Target-Item	Location	Connector	Pin	New
117	HIFI LOA 1B MS . 1		HL1.-	-	H113	041SS-38	1		D	400 Ohm, 0.01 mA	HHLOU	44	111200 P02	014	
124	HIFI LOA 1B MS . 1RTN		HL1.-	-	H113	041SS-38	1		D		HHLOU	44	111200 P02	047	
123	HIFI LOA 1B MS . 2		HL1.-	-	H113	041SS-38	1		E	400 Ohm, 0.01 mA	HHLOU	44	111200 P02	013	
116	HIFI LOA 1B MS . 2RTN		HL1.-	-	H113	041SS-38	1		E		HHLOU	44	111200 P02	046	
125	HIFI LOA 1B MS . SH113		HL1.-	-	H113	041SS-38	1			Cable H113 Shd	HHLOU	44	111200 P02	028	
-															
112	HIFI LOA 1B M . 1		HL5.-	-	H114	041BS-38	2		B	50 Ohm, 10 mA	HHLOU	44	111200 P02	016	
121	HIFI LOA 1B M . 1RTN		HL5.-	-	H114	041BS-38	2		B		HHLOU	44	111200 P02	049	
113	HIFI LOA 1B M . 2		HL5.-	-	H114	041BS-38	2		C	50 Ohm, 10 mA	HHLOU	44	111200 P02	017	
102	HIFI LOA 1B M . 2RTN		HL5.-	-	H114	041BS-38	2		C		HHLOU	44	111200 P02	050	
091	HIFI LOA 1B M . SH114		HL5.-	-	H114	041BS-38	2			Cable H114 Shd	HHLOU	44	111200 P02	031	
-															
078	HIFI LOA 1B D . 1A		HLD.-	-	H108	TS6CM-22	3		1	0.05 Ohm, 1200 mA	HHLOU	44	111200 P02	001	3. X 3.
089	HIFI LOA 1B D . 1B		HLD.-	-	H108	TS6CM-22	3		1		HHLOU	44	111200 P02	001	3. X 3.
090	HIFI LOA 1B D . 1*		HLD.-	-	H108	TS6CM-22	3		1		HHLOU	44	111200 P02	018	X
100	HIFI LOA 1B D . 1RTNA		HLD.-	-	H108	TS6CM-22	3		1	0.05 Ohm, 1200 mA	HHLOU	44	111200 P02	034	3. X 3.
101	HIFI LOA 1B D . 1RTNB		HLD.-	-	H108	TS6CM-22	3		1		HHLOU	44	111200 P02	034	3. X 3.
079	HIFI LOA 1B D . 1RTN*		HLD.-	-	H108	TS6CM-22	3		1		HHLOU	44	111200 P02	035	X
055	HIFI LOA 1B D . 2A		HLD.-	-	H108	TS6CM-22	3		2	0.05 Ohm, 1200 mA	HHLOU	44	111200 P02	002	3. X 3.
056	HIFI LOA 1B D . 2B		HLD.-	-	H108	TS6CM-22	3		2		HHLOU	44	111200 P02	002	3. X 3.
067	HIFI LOA 1B D . 2*		HLD.-	-	H108	TS6CM-22	3		2		HHLOU	44	111200 P02	003	X
044	HIFI LOA 1B D . 2RTNA		HLD.-	-	H108	TS6CM-22	3		2	0.05 Ohm, 1200 mA	HHLOU	44	111200 P02	019	3. X 3.
045	HIFI LOA 1B D . 2RTNB		HLD.-	-	H108	TS6CM-22	3		2		HHLOU	44	111200 P02	019	3. X 3.
066	HIFI LOA 1B D . 2RTN*		HLD.-	-	H108	TS6CM-22	3		2		HHLOU	44	111200 P02	036	X
068	HIFI LOA 1B D . SH108		HLD.-	-	H108	TS6CM-22	3			Cable H108 Shd	HHLOU	44	111200 P02	041	X
-															
097	HIFI LOA 1B G . 1		HLG.-	-	H109	TS4CM-28	4		3	1 Ohm, 100 mA	HHLOU	44	111200 P02	004	
098	HIFI LOA 1B G . 1RTN		HLG.-	-	H109	TS4CM-28	4		3		HHLOU	44	111200 P02	020	
086	HIFI LOA 1B G . 2		HLG.-	-	H109	TS4CM-28	4		4	1 Ohm, 100 mA	HHLOU	44	111200 P02	021	
085	HIFI LOA 1B G . 2RTN		HLG.-	-	H109	TS4CM-28	4		4		HHLOU	44	111200 P02	037	
074	HIFI LOA 1B G . SH109		HLG.-	-	H109	TS4CM-28	4			Cable H109 Shd	HHLOU	44	111200 P02	042	
-															
039	HIFI LOA 1B P . L		HLP.-	-	H112	TS2CM-28	5		A	1 Ohm, 250 mA	HHLOU	44	111200 P02	010	
040	HIFI LOA 1B P . LRTN		HLP.-	-	H112	TS2CM-28	5		A		HHLOU	44	111200 P02	026	
028	HIFI LOA 1B P . SH112		HLP.-	-	H112	TS2CM-28	5			Cable H112 Shd	HHLOU	44	111200 P02	044	
-															
092	HIFI LOA 1B T . VP		HLT.-	-	H111	041SS-38	6		9	400 Ohm, 0.001 mA	HHLOU	44	111200 P02	008	
104	HIFI LOA 1B T . VN		HLT.-	-	H111	041SS-38	6		9		HHLOU	44	111200 P02	009	
093	HIFI LOA 1B T . IP		HLT.-	-	H111	041SS-38	6		9	400 Ohm, 1 mA	HHLOU	44	111200 P02	024	

Astrium GmbH	**Pin Allocation List**	Doc.No.: HP-2-ASED-IC-0014
Project: HERSCHEL	**(Harness)**	Issue: 1.0 Date: 21.04.2004
		Sheet: PAL-2 (of 4)

Connector: 311300 J04 **Function:** HIFI SVM CB2 (LOU Bundle 10) **Conn.-Type:** SCC340104401B032435P

Item: HHSVMCB3 **Location:** 26 / I/F CB ab. SVM Panel 6 (HIFI2 CB) **Backshell:** 440 FS 110 M 24 33

EMC-Category: 3I/LL Sig H fr CVVFT to SVMCB

		Interface-Code					Grouping:								
Pin	**Signal Designation**	**Circuit**	**Signal**	**Pos.**	**Ch. ID**	**Wiring**	**Shd**	**Cable**	**Twist**	**Comment**	**Target-Item**	**Location**	**Connector**	**Pin**	**New**	
081	HIFI LOA 1B T . IN		HLT.-	-	H111	041SS-38	6		9		HHLOU	44	111200 P02	025		
070	HIFI LOA 1B T . SH111		HLT.-	-	H111	041SS-38	6			Cable H111 Shd	HHLOU	44	111200 P02	027		
-																
118	HIFI LOA 1B . D1S		HLX.-	-	H110	081SS-38	7		5	400 Ohm, 0.001 mA	HHLOU	44	111200 P02	023		
126	HIFI LOA 1B . D1SRT		HLX.-	-	H110	081SS-38	7		5		HHLOU	44	111200 P02	039		
119	HIFI LOA 1B . D2S		HLX.-	-	H110	081SS-38	7		6	400 Ohm, 0.001 mA	HHLOU	44	111200 P02	007		
110	HIFI LOA 1B . D2SRT		HLX.-	-	H110	081SS-38	7		6		HHLOU	44	111200 P02	040		
127	HIFI LOA 1B . G1S		HLX.-	-	H110	081SS-38	7		7	400 Ohm, 0.001 mA	HHLOU	44	111200 P02	005		
128	HIFI LOA 1B . G1SRT		HLX.-	-	H110	081SS-38	7		7		HHLOU	44	111200 P02	038		
111	HIFI LOA 1B . G2S		HLX.-	-	H110	081SS-38	7		8	400 Ohm, 0.001 mA	HHLOU	44	111200 P02	006		
120	HIFI LOA 1B . G2SRT		HLX.-	-	H110	081SS-38	7		8		HHLOU	44	111200 P02	022		
109	HIFI LOA 1B . SH110		HLX.-	-	H110	081SS-38	7			Cable H110 Shd	HHLOU	44	111200 P02	043		
-																
058	HIFI LOA 2B MS . 1		HL2.-	-	H213	061SS-38	8		E	400 Ohm, 0.01 mA	HHLOU	44	111200 P04	014		
057	HIFI LOA 2B MS . 1RTN		HL2.-	-	H213	061SS-38	8		E		HHLOU	44	111200 P04	047		
046	HIFI LOA 2B MS . 2		HL2.-	-	H213	061SS-38	8		F	400 Ohm, 0.01 mA	HHLOU	44	111200 P04	013		
047	HIFI LOA 2B MS . 2RTN		HL2.-	-	H213	061SS-38	8		F		HHLOU	44	111200 P04	046		
034	HIFI LOA 2B MS . 3		HL2.-	-	H213	061SS-38	8		G	400 Ohm, 0.01 mA	HHLOU	44	111200 P04	012		
035	HIFI LOA 2B MS . 3RTN		HL2.-	-	H213	061SS-38	8		G		HHLOU	44	111200 P04	045		
069	HIFI LOA 2B MS . SH213		HL2.-	-	H213	061SS-38	8			Cable 213 Shd	HHLOU	44	111200 P04	028		
-																
032	HIFI LOA 2B M . 1		HL6.-	-	H214	061BS-38	9		B	50 Ohm, 10 mA	HHLOU	44	111200 P04	015		
033	HIFI LOA 2B M . 1RTN		HL6.-	-	H214	061BS-38	9		B		HHLOU	44	111200 P04	048		
023	HIFI LOA 2B M . 2		HL6.-	-	H214	061BS-38	9		C	50 Ohm, 10 mA	HHLOU	44	111200 P04	016		
022	HIFI LOA 2B M . 2RTN		HL6.-	-	H214	061BS-38	9		C		HHLOU	44	111200 P04	049		
014	HIFI LOA 2B M . 3		HL6.-	-	H214	061BS-38	9		D	50 Ohm, 10 mA	HHLOU	44	111200 P04	017		
007	HIFI LOA 2B M . 3RTN		HL6.-	-	H214	061BS-38	9		D		HHLOU	44	111200 P04	050		
006	HIFI LOA 2B M . SH214		HL6.-	-	H214	061BS-38	9			Cable 214 Shd	HHLOU	44	111200 P04	031		
-																
064	HIFI LOA 2B D . 1A		HLD.-	-	H208	TS6CM-22	10		1	0.05 Ohm, 1500 mA	HHLOU	44	111200 P04	001	3.	3.
087	HIFI LOA 2B D . 1B		HLD.-	-	H208	TS6CM-22	10		1		HHLOU	44	111200 P04	001	3.	3.
088	HIFI LOA 2B D . 1*		HLD.-	-	H208	TS6CM-22	10		1		HHLOU	44	111200 P04	018		
075	HIFI LOA 2B D . 1RTNA		HLD.-	-	H208	TS6CM-22	10		1	0.05 Ohm, 1500 mA	HHLOU	44	111200 P04	034	3.	3.
076	HIFI LOA 2B D . 1RTNB		HLD.-	-	H208	TS6CM-22	10		1		HHLOU	44	111200 P04	034	3.	3.
099	HIFI LOA 2B D . 1RTN*		HLD.-	-	H208	TS6CM-22	10		1		HHLOU	44	111200 P04	035		
031	HIFI LOA 2B D . 2A		HLD.-	-	H208	TS6CM-22	10		2	0.05 Ohm, 1500 mA	HHLOU	44	111200 P04	002	3.	3.
053	HIFI LOA 2B D . 2B		HLD.-	-	H208	TS6CM-22	10		2		HHLOU	44	111200 P04	002	3.	3.
054	HIFI LOA 2B D . 2*		HLD.-	-	H208	TS6CM-22	10		2		HHLOU	44	111200 P04	003		
042	HIFI LOA 2B D . 2RTNA		HLD.-	-	H208	TS6CM-22	10		2	0.05 Ohm, 1500 mA	HHLOU	44	111200 P04	019	3.	3.

Astrium GmbH	**Pin Allocation List** (Harness)	Doc.No.: HP-2-ASED-IC-0014
Project: HERSCHEL		Issue: 1.0 Date: 21.04.2004
		Sheet: PAL-3 (of 4)

Connector: 311300 J04 **Function:** HIFI SVM CB2 (LOU Bundle 10) **Conn.-Type:** SCC340104401B032435P

Item: HHSVMCB3 **Location:** 26 / I/F CB ab. SVM Panel 6 (HIFI2 CB) **Backshell:** 440 FS 110 M 24 33

EMC-Category: 3I/LL Sig H fr CVVFT to SVMCB

		Interface-Code					Grouping:								
Pin	**Signal Designation**	**Circuit**	**Signal**	**Pos.**	**Ch. ID**	**Wiring**	**Shd**	**Cable**	**Twist**	**Comment**	**Target-Item**	**Location**	**Connector**	**Pin**	**New**
043	HIFI LOA 2B D . 2RTNB		HLD.-	-	H208	TS6CM-22	10		2		HHLOU	44	111200 P04	019	3. 3.
065	HIFI LOA 2B D . 2RTN*		HLD.-	-	H208	TS6CM-22	10		2		HHLOU	44	111200 P04	036	
077	HIFI LOA 2B D . SH208		HLD.-	-	H208	TS6CM-22	10			Cable H208 Shd	HHLOU	44	111200 P04	041	
-															
063	HIFI LOA 2B G . 1		HLG.-	-	H209	TS4CM-28	11		3	1 Ohm, 100 mA	HHLOU	44	111200 P04	004	
062	HIFI LOA 2B G . 1RTN		HLG.-	-	H209	TS4CM-28	11		3		HHLOU	44	111200 P04	020	
051	HIFI LOA 2B G . 2		HLG.-	-	H209	TS4CM-28	11		4	1 Ohm, 100 mA	HHLOU	44	111200 P04	021	
052	HIFI LOA 2B G . 2RTN		HLG.-	-	H209	TS4CM-28	11		4		HHLOU	44	111200 P04	037	
073	HIFI LOA 2B G . SH209		HLG.-	-	H209	TS4CM-28	11			Cable 209 Shd	HHLOU	44	111200 P04	042	
-															
029	HIFI LOA 2B P . L		HLP.-	-	H212	TS2CM-28	12		A	1 Ohm, 250 mA	HHLOU	44	111200 P04	010	
030	HIFI LOA 2B P . LRTN		HLP.-	-	H212	TS2CM-28	12		A		HHLOU	44	111200 P04	026	
041	HIFI LOA 2B P . SH212		HLP.-	-	H212	TS2CM-28	12			Cable 212 Shd	HHLOU	44	111200 P04	044	
-															
009	HIFI LOA 2B T . VP		HLT.-	-	H211	041SS-38	13		9	400 Ohm, 0.001 mA	HHLOU	44	111200 P04	008	
017	HIFI LOA 2B T . VN		HLT.-	-	H211	041SS-38	13		9		HHLOU	44	111200 P04	009	
001	HIFI LOA 2B T . IP		HLT.-	-	H211	041SS-38	13		9	400 Ohm, 1 mA	HHLOU	44	111200 P04	024	
002	HIFI LOA 2B T . IN		HLT.-	-	H211	041SS-38	13		9		HHLOU	44	111200 P04	025	
003	HIFI LOA 2B T . SH211		HLT.-	-	H211	041SS-38	13			Cable 211 Shd	HHLOU	44	111200 P04	027	
-															
037	HIFI LOA 2B . D1S		HLX.-	-	H210	081SS-38	14		5	400 Ohm, 0.001 mA	HHLOU	44	111200 P04	023	
049	HIFI LOA 2B . D1SRT		HLX.-	-	H210	081SS-38	14		5		HHLOU	44	111200 P04	039	
038	HIFI LOA 2B . D2S		HLX.-	-	H210	081SS-38	14		6	400 Ohm, 0.001 mA	HHLOU	44	111200 P04	007	
026	HIFI LOA 2B . D2SRT		HLX.-	-	H210	081SS-38	14		6		HHLOU	44	111200 P04	040	
016	HIFI LOA 2B . G1S		HLX.-	-	H210	081SS-38	14		7	400 Ohm, 0.001 mA	HHLOU	44	111200 P04	005	
027	HIFI LOA 2B . G1SRT		HLX.-	-	H210	081SS-38	14		7		HHLOU	44	111200 P04	038	
015	HIFI LOA 2B . G2S		HLX.-	-	H210	081SS-38	14		8	400 Ohm, 0.001 mA	HHLOU	44	111200 P04	006	
008	HIFI LOA 2B . G2SRT		HLX.-	-	H210	081SS-38	14		8		HHLOU	44	111200 P04	022	
025	HIFI LOA 2B . SH210		HLX.-	-	H210	081SS-38	14			Cable 210 Shd	HHLOU	44	111200 P04	043	
-	NC														
-	NC														
-	NC														
-	NC														
-	NC														
-	NC														
-	NC														
-	NC														
-	NC														
-	NC														

Astrium GmbH	**Pin Allocation List**	Doc.No.: HP-2-ASED-IC-0014
Project: HERSCHEL	**(Harness)**	Issue: 1.0 Date: 21.04.2004
		Sheet: PAL-4 (of 4)

Connector: 311300 J04 **Function:** HIFI SVM CB2 (LOU Bundle 10) **Conn.-Type:** SCC340104401B032435P

Item: HHSVMCB3 **Location:** 26 / I/F CB ab. SVM Panel 6 (HIFI2 CB) **Backshell:** 440 FS 110 M 24 33

EMC-Category: 3I/LL Sig H fr CVVFT to SVMCB

		Interface-Code					Grouping:								
Pin	**Signal Designation**	**Circuit**	**Signal**	**Pos.**	**Ch. ID**	**Wiring**	**Shd**	**Cable**	**Twist**	**Comment**	**Target-Item**	**Location**	**Connector**	**Pin**	**New**
-	NC														
-	NC														
-	NC														
-	NC														
-	NC														
-	NC														
-	NC														
-	NC														
-	NC														
-	NC														
-	NC														
-	NC														
-	NC														
-	NC														
-	NC														
-	NC														
-	NC														
-	NC														
-	NC														
-	NC														
-	NC														
-	NC														
-	NC														
CH	NC									Overall Shd con to CH tbd					

Astrium GmbH	**Pin Allocation List**	Doc.No.: HP-2-ASED-IC-0014
Project: HERSCHEL	**(Harness)**	Issue: 1.0 Date: 21.04.2004
		Sheet: PAL-1 (of 4)

Connector: 311300 J01 **Function:** HIFI SVM CB2 (LOU Bundel 11) **Conn.-Type:** SCC340104401B032435P

Item: HHSVMCB3 **Location:** 26 / I/F CB ab. SVM Panel 6 (HIFI2 CB) **Backshell:** 440 FS 110 M 24 33

EMC-Category: 3I/LL Sig H fr CVVFT to SVMCB

		Interface-Code					Grouping:							
Pin	**Signal Designation**	**Circuit**	**Signal**	**Pos.**	**Ch. ID**	**Wiring**	**Shd**	**Cable**	**Twist**	**Comment**	**Target-Item**	**Location**	**Connector**	**Pin**	**New**
117	HIFI LOA 3B MS . 1		HL2.-	-	H313	061SS-38	1		E	400 Ohm, 0.01 mA	HHLOU	44	111200 P06	014	
124	HIFI LOA 3B MS . 1RTN		HL2.-	-	H313	061SS-38	1		E		HHLOU	44	111200 P06	047	
123	HIFI LOA 3B MS . 2		HL2.-	-	H313	061SS-38	1		F	400 Ohm, 0.01 mA	HHLOU	44	111200 P06	013	
116	HIFI LOA 3B MS . 2RTN		HL2.-	-	H313	061SS-38	1		F		HHLOU	44	111200 P06	046	
107	HIFI LOA 3B MS . 3		HL2.-	-	H313	061SS-38	1		G	400 Ohm, 0.01 mA	HHLOU	44	111200 P06	012	
122	HIFI LOA 3B MS . 3RTN		HL2.-	-	H313	061SS-38	1		G		HHLOU	44	111200 P06	045	
125	HIFI LOA 3B MS . SH313		HL2.-	-	H313	061SS-38	1			Cable H313 Shd	HHLOU	44	111200 P06	028	
-															
112	HIFI LOA 3B M . 1		HL6.-	-	H314	061BS-38	2		B	50 Ohm, 10 mA	HHLOU	44	111200 P06	015	
121	HIFI LOA 3B M . 1RTN		HL6.-	-	H314	061BS-38	2		B		HHLOU	44	111200 P06	048	
113	HIFI LOA 3B M . 2		HL6.-	-	H314	061BS-38	2		C	50 Ohm, 10 mA	HHLOU	44	111200 P06	016	
102	HIFI LOA 3B M . 2RTN		HL6.-	-	H314	061BS-38	2		C		HHLOU	44	111200 P06	049	
103	HIFI LOA 3B M . 3		HL6.-	-	H314	061BS-38	2		D	50 Ohm, 10 mA	HHLOU	44	111200 P06	017	
114	HIFI LOA 3B M . 3RTN		HL6.-	-	H314	061BS-38	2		D		HHLOU	44	111200 P06	050	
091	HIFI LOA 3B M . SH314		HL6.-	-	H314	061BS-38	2			Cable H314 Shd	HHLOU	44	111200 P06	031	
-															
078	HIFI LOA 3B D . 1A		HLD.-	-	H308	TS6CM-22	3		1	0.05 Ohm, 1500 mA	HHLOU	44	111200 P06	001	3. 3. 3.
089	HIFI LOA 3B D . 1B		HLD.-	-	H308	TS6CM-22	3		1		HHLOU	44	111200 P06	001	3. 3. 3.
090	HIFI LOA 3B D . 1*		HLD.-	-	H308	TS6CM-22	3		1		HHLOU	44	111200 P06	018	3.
100	HIFI LOA 3B D . 1RTNA		HLD.-	-	H308	TS6CM-22	3		1	0.05 Ohm, 1500 mA	HHLOU	44	111200 P06	034	3. 3. 3.
101	HIFI LOA 3B D . 1RTNB		HLD.-	-	H308	TS6CM-22	3		1		HHLOU	44	111200 P06	034	3. 3. 3.
079	HIFI LOA 3B D . 1RTN*		HLD.-	-	H308	TS6CM-22	3		1		HHLOU	44	111200 P06	035	3.
055	HIFI LOA 3B D . 2A		HLD.-	-	H308	TS6CM-22	3		2	0.05 Ohm, 1500 mA	HHLOU	44	111200 P06	002	3. 3. 3.
056	HIFI LOA 3B D . 2B		HLD.-	-	H308	TS6CM-22	3		2		HHLOU	44	111200 P06	002	3. 3. 3.
067	HIFI LOA 3B D . 2*		HLD.-	-	H308	TS6CM-22	3		2		HHLOU	44	111200 P06	003	3.
044	HIFI LOA 3B D . 2RTNA		HLD.-	-	H308	TS6CM-22	3		2	0,05 Ohm, 1500 mA	HHLOU	44	111200 P06	019	3. 3. 3.
045	HIFI LOA 3B D . 2RTNB		HLD.-	-	H308	TS6CM-22	3		2		HHLOU	44	111200 P06	019	3. 3. 3.
066	HIFI LOA 3B D . 2RTN*		HLD.-	-	H308	TS6CM-22	3		2		HHLOU	44	111200 P06	036	3.
068	HIFI LOA 3B D . SH308		HLD.-	-	H308	TS6CM-22	3			Cable H308 Shd	HHLOU	44	111200 P06	041	3.
-															
097	HIFI LOA 3B G . 1		HLG.-	-	H309	TS4CM-28	4		3	1 Ohm, 100 mA	HHLOU	44	111200 P06	004	
098	HIFI LOA 3B G . 1RTN		HLG.-	-	H309	TS4CM-28	4		3		HHLOU	44	111200 P06	020	
086	HIFI LOA 3B G . 2		HLG.-	-	H309	TS4CM-28	4		4	1 Ohm, 100 mA	HHLOU	44	111200 P06	021	
085	HIFI LOA 3B G . 2RTN		HLG.-	-	H309	TS4CM-28	4		4		HHLOU	44	111200 P06	037	
074	HIFI LOA 3B G . SH309		HLG.-	-	H309	TS4CM-28	4			Cable H309 Shd	HHLOU	44	111200 P06	042	
-															
039	HIFI LOA 3B P . L		HLP.-	-	H312	TS2CM-28	5		A	1 Ohm, 250 mA	HHLOU	44	111200 P06	010	
040	HIFI LOA 3B P . LRTN		HLP.-	-	H312	TS2CM-28	5		A		HHLOU	44	111200 P06	026	
028	HIFI LOA 3B P . SH312		HLP.-	-	H312	TS2CM-28	5			Cable H312 Shd	HHLOU	44	111200 P06	044	

Astrium GmbH	**Pin Allocation List**	Doc.No.: HP-2-ASED-IC-0014
Project: HERSCHEL	**(Harness)**	Issue: 1.0 Date: 21.04.2004
		Sheet: PAL-2 (of 4)

Connector: 311300 J01 **Function:** HIFI SVM CB2 (LOU Bundel 11) **Conn.-Type:** SCC340104401B032435P

Item: HHSVMCB3 **Location:** 26 / I/F CB ab. SVM Panel 6 (HIFI2 CB) **Backshell:** 440 FS 110 M 24 33

EMC-Category: 3I/LL Sig H fr CVVFT to SVMCB

Pin	Signal Designation	Interface-Code Circuit	Signal	Pos.	Ch. ID	Wiring	Grouping: Shd	Cable	Twist	Comment	Target-Item	Location	Connector	Pin	New
-															
092	HIFI LOA 3B T . VP		HLT.-	-	H311	041SS-38	6		9	400 Ohm, 0.001 mA	HHLOU	44	111200 P06	008	
104	HIFI LOA 3B T . VN		HLT.-	-	H311	041SS-38	6		9		HHLOU	44	111200 P06	009	
093	HIFI LOA 3B T . IP		HLT.-	-	H311	041SS-38	6		9	400 Ohm, 1 mA	HHLOU	44	111200 P06	024	
081	HIFI LOA 3B T . IN		HLT.-	-	H311	041SS-38	6		9		HHLOU	44	111200 P06	025	
070	HIFI LOA 3B T . SH311		HLT.-	-	H311	041SS-38	6		9	Cable H311 Shd	HHLOU	44	111200 P06	027	
-															
118	HIFI LOA 3B . D1S		HLX.-	-	H310	081SS-38	7		5	400 Ohm, 0.001 mA	HHLOU	44	111200 P06	023	
126	HIFI LOA 3B . D1SRT		HLX.-	-	H310	081SS-38	7		5		HHLOU	44	111200 P06	039	
119	HIFI LOA 3B . D2S		HLX.-	-	H310	081SS-38	7		6	400 Ohm, 0.001 mA	HHLOU	44	111200 P06	007	
110	HIFI LOA 3B . D2SRT		HLX.-	-	H310	081SS-38	7		6		HHLOU	44	111200 P06	040	
127	HIFI LOA 3B . G1S		HLX.-	-	H310	081SS-38	7		7	400 Ohm, 0.001 mA	HHLOU	44	111200 P06	005	
128	HIFI LOA 3B . G1SRT		HLX.-	-	H310	081SS-38	7		7		HHLOU	44	111200 P06	038	
111	HIFI LOA 3B . G2S		HLX.-	-	H310	081SS-38	7		8	400 Ohm, 0.001 mA	HHLOU	44	111200 P06	006	
120	HIFI LOA 3B . G2SRT		HLX.-	-	H310	081SS-38	7		8		HHLOU	44	111200 P06	022	
109	HIFI LOA 3B . SH310		HLX.-	-	H310	081SS-38	7			Cable H310 Shd	HHLOU	44	111200 P06	043	
-															
058	HIFI LOA 4B MS . 1		HL2.-	-	H413	061SS-38	8		E	400 Ohm, 0.01 mA	HHLOU	44	111200 P08	014	
057	HIFI LOA 4B MS . 1RTN		HL2.-	-	H413	061SS-38	8		E		HHLOU	44	111200 P08	047	
046	HIFI LOA 4B MS . 2		HL2.-	-	H413	061SS-38	8		F	400 Ohm, 0.01 mA	HHLOU	44	111200 P08	013	
047	HIFI LOA 4B MS . 2RTN		HL2.-	-	H413	061SS-38	8		F		HHLOU	44	111200 P08	046	
034	HIFI LOA 4B MS . 3		HL2.-	-	H413	061SS-38	8		G	400 Ohm, 0.01 mA	HHLOU	44	111200 P08	012	
035	HIFI LOA 4B MS . 3RTN		HL2.-	-	H413	061SS-38	8		G		HHLOU	44	111200 P08	045	
069	HIFI LOA 4B MS . SH413		HL2.-	-	H413	061SS-38	8			Cable H413 Shd	HHLOU	44	111200 P08	028	
-															
032	HIFI LOA 4B M . 1		HL6.-	-	H414	061BS-38	9		B	50 Ohm, 10 mA	HHLOU	44	111200 P08	015	
033	HIFI LOA 4B M . 1RTN		HL6.-	-	H414	061BS-38	9		B		HHLOU	44	111200 P08	048	
023	HIFI LOA 4B M . 2		HL6.-	-	H414	061BS-38	9		C	50 Ohm, 10 mA	HHLOU	44	111200 P08	016	
022	HIFI LOA 4B M . 2RTN		HL6.-	-	H414	061BS-38	9		C		HHLOU	44	111200 P08	049	
014	HIFI LOA 4B M . 3		HL6.-	-	H414	061BS-38	9		D	50 Ohm, 10 mA	HHLOU	44	111200 P08	017	
007	HIFI LOA 4B M . 3RTN		HL6.-	-	H414	061BS-38	9		D		HHLOU	44	111200 P08	050	
006	HIFI LOA 4B M . SH414		HL6.-	-	H414	061BS-38	9			Cable H414 Shd	HHLOU	44	111200 P08	031	
-															
064	HIFI LOA 4B D . 1A		HLD.-	-	H408	TS6CM-22	10		1	0.05 Ohm, 1500 mA	HHLOU	44	111200 P08	001	3. 3. 3.
087	HIFI LOA 4B D . 1B		HLD.-	-	H408	TS6CM-22	10		1		HHLOU	44	111200 P08	001	3. 3. 3.
088	HIFI LOA 4B D . 1*		HLD.-	-	H408	TS6CM-22	10		1		HHLOU	44	111200 P08	018	3.
075	HIFI LOA 4B D . 1RTNA		HLD.-	-	H408	TS6CM-22	10		1	0.05 Ohm, 1500 mA	HHLOU	44	111200 P08	034	3. 3. 3.
076	HIFI LOA 4B D . 1RTNB		HLD.-	-	H408	TS6CM-22	10		1		HHLOU	44	111200 P08	034	3. 3. 3.
099	HIFI LOA 4B D . 1RTN*		HLD.-	-	H408	TS6CM-22	10		1		HHLOU	44	111200 P08	035	3.

Astrium GmbH	**Pin Allocation List** (Harness)	Doc.No.: HP-2-ASED-IC-0014
Project: HERSCHEL		Issue: 1.0 Date: 21.04.2004
		Sheet: PAL-3 (of 4)

Connector: 311300 J01 **Function:** HIFI SVM CB2 (LOU Bundel 11) **Conn.-Type:** SCC340104401B032435P

Item: HHSVMCB3 **Location:** 26 / I/F CB ab. SVM Panel 6 (HIFI2 CB) **Backshell:** 440 FS 110 M 24 33

EMC-Category: 3I/LL Sig H fr CVVFT to SVMCB

		Interface-Code					Grouping:							
Pin	**Signal Designation**	**Circuit**	**Signal**	**Pos.**	**Ch. ID**	**Wiring**	**Shd**	**Cable**	**Twist**	**Comment**	**Target-Item**	**Location**	**Connector**	**Pin**	**New**
031	HIFI LOA 4B D . 2A		HLD.-	-	H408	TS6CM-22	10		2	0.05 Ohm, 1500 mA	HHLOU	44	111200 P08	002	3. 3. 3.
053	HIFI LOA 4B D . 2B		HLD.-	-	H408	TS6CM-22	10		2		HHLOU	44	111200 P08	002	3. 3. 3.
054	HIFI LOA 4B D . 2*		HLD.-	-	H408	TS6CM-22	10		2		HHLOU	44	111200 P08	003	3.
042	HIFI LOA 4B D . 2RTNA		HLD.-	-	H408	TS6CM-22	10		2	0.05 Ohm, 1500 mA	HHLOU	44	111200 P08	019	3. 3. 3.
043	HIFI LOA 4B D . 2RTNB		HLD.-	-	H408	TS6CM-22	10		2		HHLOU	44	111200 P08	019	3. 3. 3.
065	HIFI LOA 4B D . 2RTN*		HLD.-	-	H408	TS6CM-22	10		2		HHLOU	44	111200 P08	036	3.
077	HIFI LOA 4B D . SH408		HLD.-	-	H408	TS6CM-22	10			Cable H408 Shd	HHLOU	44	111200 P08	041	3.
-															
063	HIFI LOA 4B G . 1		HLG.-	-	H409	TS4CM-28	11		3	1 Ohm, 100 mA	HHLOU	44	111200 P08	004	
062	HIFI LOA 4B G . 1RTN		HLG.-	-	H409	TS4CM-28	11		3		HHLOU	44	111200 P08	020	
051	HIFI LOA 4B G . 2		HLG.-	-	H409	TS4CM-28	11		4	1 Ohm, 100 mA	HHLOU	44	111200 P08	021	
052	HIFI LOA 4B G . 2RTN		HLG.-	-	H409	TS4CM-28	11		4		HHLOU	44	111200 P08	037	
073	HIFI LOA 4B G . SH409		HLG.-	-	H409	TS4CM-28	11			Cable H409 Shd	HHLOU	44	111200 P08	042	
-															
029	HIFI LOA 4B P . L		HLP.-	-	H412	TS2CM-28	12		A	1 Ohm, 250 mA	HHLOU	44	111200 P08	010	
030	HIFI LOA 4B P . LRTN		HLP.-	-	H412	TS2CM-28	12		A		HHLOU	44	111200 P08	026	
041	HIFI LOA 4B P . SH412		HLP.-	-	H412	TS2CM-28	12			Cable H412 Shd	HHLOU	44	111200 P08	044	
-															
009	HIFI LOA 4B T . VP		HLT.-	-	H411	041SS-38	13		9	400 Ohm, 0.001 mA	HHLOU	44	111200 P08	008	
017	HIFI LOA 4B T . VN		HLT.-	-	H411	041SS-38	13		9		HHLOU	44	111200 P08	009	
001	HIFI LOA 4B T . IP		HLT.-	-	H411	041SS-38	13		9	400 Ohm, 1 mA	HHLOU	44	111200 P08	024	
002	HIFI LOA 4B T . IN		HLT.-	-	H411	041SS-38	13		9		HHLOU	44	111200 P08	025	
003	HIFI LOA 4B T . SH411		HLT.-	-	H411	041SS-38	13		9	Cable H411 Shd	HHLOU	44	111200 P08	027	
-															
037	HIFI LOA 4B . D1S		HLX.-	-	H410	081SS-38	14		5	400 Ohm, 0.001 mA	HHLOU	44	111200 P08	023	
049	HIFI LOA 4B . D1SRT		HLX.-	-	H410	081SS-38	14		5		HHLOU	44	111200 P08	039	
038	HIFI LOA 4B . D2S		HLX.-	-	H410	081SS-38	14		6	400 Ohm, 0.001 mA	HHLOU	44	111200 P08	007	
026	HIFI LOA 4B . D2SRT		HLX.-	-	H410	081SS-38	14		6		HHLOU	44	111200 P08	040	
016	HIFI LOA 4B . G1S		HLX.-	-	H410	081SS-38	14		7	400 Ohm, 0.001 mA	HHLOU	44	111200 P08	005	
027	HIFI LOA 4B . G1SRT		HLX.-	-	H410	081SS-38	14		7		HHLOU	44	111200 P08	038	
015	HIFI LOA 4B . G2S		HLX.-	-	H410	081SS-38	14		8	400 Ohm, 0.001 mA	HHLOU	44	111200 P08	006	
008	HIFI LOA 4B . G2SRT		HLX.-	-	H410	081SS-38	14		8		HHLOU	44	111200 P08	022	
025	HIFI LOA 4B . SH410		HLX.-	-	H410	081SS-38	14			Cable H410 Shd	HHLOU	44	111200 P08	043	
-	NC														
-	NC														
-	NC														
-	NC														
-	NC														
-	NC														

Astrium GmbH	**Pin Allocation List** (Harness)	Doc.No.: HP-2-ASED-IC-0014
Project: HERSCHEL		Issue: 1.0 Date: 21.04.2004
		Sheet: PAL-4 (of 4)

Connector: 311300 J01 **Function:** HIFI SVM CB2 (LOU Bundel 11) **Conn.-Type:** SCC340104401B032435P

Item: HHSVMCB3 **Location:** 26 / I/F CB ab. SVM Panel 6 (HIFI2 CB) **Backshell:** 440 FS 110 M 24 33

EMC-Category: 3I/LL Sig H fr CVVFT to SVMCB

Pin	Signal Designation	Interface-Code Circuit	Signal	Pos.	Ch. ID	Wiring	Grouping: Shd	Cable	Twist	Comment	Target-Item	Location	Connector	Pin	New
-	NC														
-	NC														
-	NC														
-	NC														
-	NC														
-	NC														
-	NC														
-	NC														
-	NC														
-	NC														
-	NC														
-	NC														
-	NC														
-	NC														
-	NC														
-	NC														
-	NC														
-	NC														
-	NC														
-	NC														
-	NC														
-	NC														
-	NC														
CH	NC									Overall Shd con to CH tbd					

Astrium GmbH	**Pin Allocation List**	Doc.No.: HP-2-ASED-IC-0014
Project: HERSCHEL	**(Harness)**	Issue: 1.0 Date: 21.04.2004
		Sheet: PAL-1 (of 4)

Connector: 311200 J08 **Function:** HIFI SVM CB2 (LOU Bundel 12) **Conn.-Type:** SCC340104401B032435P

Item: HHSVMCB2 **Location:** 26 / I/F CB ab. SVM Panel 6 (HIFI2 CB) **Backshell:** 440 FS 110 M 24 33

EMC-Category: 3I/LL Sig H fr CVVFT to SVMCB

		Interface-Code					Grouping:							
Pin	**Signal Designation**	**Circuit**	**Signal**	**Pos.**	**Ch. ID**	**Wiring**	**Shd**	**Cable**	**Twist**	**Comment**	**Target-Item**	**Location**	**Connector**	**Pin**	**New**
117	HIFI LOA 5B MS . 1		HL2.-	-	H513	061SS-38			E	400 Ohm, 0.01 mA	HHLOU	44	111200 P10	014	
124	HIFI LOA 5B MS . 1RTN		HL2.-	-	H513	061SS-38			E		HHLOU	44	111200 P10	047	
123	HIFI LOA 5B MS . 2		HL2.-	-	H513	061SS-38			F	400 Ohm, 0.01 mA	HHLOU	44	111200 P10	013	
116	HIFI LOA 5B MS . 2RTN		HL2.-	-	H513	061SS-38			F		HHLOU	44	111200 P10	046	
107	HIFI LOA 5B MS . 3		HL2.-	-	H513	061SS-38			G	400 Ohm, 0.01 mA	HHLOU	44	111200 P10	012	
122	HIFI LOA 5B MS . 3RTN		HL2.-	-	H513	061SS-38			G		HHLOU	44	111200 P10	045	
125	HIFI LOA 5B MS . SH513		HL2.-	-	H513	061SS-38				Cable H513 Shd	HHLOU	44	111200 P10	028	
-															
112	HIFI LOA 5B M . 1		HL6.-	-	H514	061BS-38			B	50 Ohm, 10 mA	HHLOU	44	111200 P10	015	
121	HIFI LOA 5B M . 1RTN		HL6.-	-	H514	061BS-38			B		HHLOU	44	111200 P10	048	
113	HIFI LOA 5B M . 2		HL6.-	-	H514	061BS-38			C	50 Ohm, 10 mA	HHLOU	44	111200 P10	016	
102	HIFI LOA 5B M . 2RTN		HL6.-	-	H514	061BS-38			C		HHLOU	44	111200 P10	049	
103	HIFI LOA 5B M . 3		HL6.-	-	H514	061BS-38			D	50 Ohm, 10 mA	HHLOU	44	111200 P10	017	
114	HIFI LOA 5B M . 3RTN		HL6.-	-	H514	061BS-38			D		HHLOU	44	111200 P10	050	
091	HIFI LOA 5B M . SH514		HL6.-	-	H514	061BS-38				Cable H514 Shd	HHLOU	44	111200 P10	031	
-															
078	HIFI LOA 5B D . 1A		HLD.-	-	H508	TS6CM-22			1	0.05 Ohm, 1500 mA	HHLOU	44	111200 P10	001	3. 3. 3.
089	HIFI LOA 5B D . 1B		HLD.-	-	H508	TS6CM-22			1		HHLOU	44	111200 P10	001	3. 3. 3.
090	HIFI LOA 5B D . 1*		HLD.-	-	H508	TS6CM-22			1		HHLOU	44	111200 P10	018	3.
100	HIFI LOA 5B D . 1RTNA		HLD.-	-	H508	TS6CM-22			1	0.05 Ohm, 1500 mA	HHLOU	44	111200 P10	034	3. 3. 3.
101	HIFI LOA 5B D . 1RTNB		HLD.-	-	H508	TS6CM-22			1		HHLOU	44	111200 P10	034	3. 3. 3.
079	HIFI LOA 5B D . 1RTN*		HLD.-	-	H508	TS6CM-22			1		HHLOU	44	111200 P10	035	3.
055	HIFI LOA 5B D . 2A		HLD.-	-	H508	TS6CM-22			2	0.05 Ohm, 1500 mA	HHLOU	44	111200 P10	002	3. 3. 3.
056	HIFI LOA 5B D . 2B		HLD.-	-	H508	TS6CM-22			2		HHLOU	44	111200 P10	002	3. 3. 3.
067	HIFI LOA 5B D . 2*		HLD.-	-	H508	TS6CM-22			2		HHLOU	44	111200 P10	003	3.
044	HIFI LOA 5B D . 2RTNA		HLD.-	-	H508	TS6CM-22			2	0.05 Ohm, 1500 mA	HHLOU	44	111200 P10	019	3. 3. 3.
045	HIFI LOA 5B D . 2RTNB		HLD.-	-	H508	TS6CM-22			2		HHLOU	44	111200 P10	019	3. 3. 3.
066	HIFI LOA 5B D . 2RTN*		HLD.-	-	H508	TS6CM-22			2		HHLOU	44	111200 P10	036	3.
068	HIFI LOA 5B D . SH508		HLD.-	-	H508	TS6CM-22				Cable H508 Shd	HHLOU	44	111200 P10	041	3.
-															
097	HIFI LOA 5B G . 1		HLG.-	-	H509	TS4CM-28			3	1 Ohm, 100 mA	HHLOU	44	111200 P10	004	
098	HIFI LOA 5B G . 1RTN		HLG.-	-	H509	TS4CM-28			3		HHLOU	44	111200 P10	020	
086	HIFI LOA 5B G . 2		HLG.-	-	H509	TS4CM-28			4	1 Ohm, 100 mA	HHLOU	44	111200 P10	021	
085	HIFI LOA 5B G . 2RTN		HLG.-	-	H509	TS4CM-28			4		HHLOU	44	111200 P10	037	
074	HIFI LOA 5B G . SH509		HLG.-	-	H509	TS4CM-28				Cable H509 Shd	HHLOU	44	111200 P10	042	
-															
039	HIFI LOA 5B P . L		HLP.-	-	H512	TS2CM-28			A	1 Ohm, 250 mA	HHLOU	44	111200 P10	010	
040	HIFI LOA 5B P . LRTN		HLP.-	-	H512	TS2CM-28			A		HHLOU	44	111200 P10	026	
028	HIFI LOA 5B P . SH512		HLP.-	-	H512	TS2CM-28				Cable H512 Shd	HHLOU	44	111200 P10	044	

Astrium GmbH	**Pin Allocation List**	Doc.No.: HP-2-ASED-IC-0014
Project: HERSCHEL	**(Harness)**	Issue: 1.0 Date: 21.04.2004
		Sheet: PAL-2 (of 4)

Connector: 311200 J08 **Function:** HIFI SVM CB2 (LOU Bundel 12) **Conn.-Type:** SCC340104401B032435P

Item: HHSVMCB2 **Location:** 26 / I/F CB ab. SVM Panel 6 (HIFI2 CB) **Backshell:** 440 FS 110 M 24 33

EMC-Category: 3I/LL Sig H fr CVVFT to SVMCB

Pin	Signal Designation	Interface-Code Circuit	Signal	Pos.	Ch. ID	Wiring	Grouping: Shd	Cable	Twist	Comment	Target-Item	Location	Connector	Pin	New
-															
092	HIFI LOA 5B T . VP		HLT.-	-	H511	041SS-38			9	400 Ohm, 0.001 mA	HHLOU	44	111200 P10	008	
104	HIFI LOA 5B T . VN		HLT.-	-	H511	041SS-38			9		HHLOU	44	111200 P10	009	
093	HIFI LOA 5B T . IP		HLT.-	-	H511	041SS-38			9	400 Ohm, 1 mA	HHLOU	44	111200 P10	024	
081	HIFI LOA 5B T . IN		HLT.-	-	H511	041SS-38			9		HHLOU	44	111200 P10	025	
070	HIFI LOA 5B T . SH511		HLT.-	-	H511	041SS-38				Cable H511 Shd	HHLOU	44	111200 P10	027	
-															
118	HIFI LOA 5B . D1S		HLX.-	-	H510	081SS-38			5	400 Ohm, 0.001 mA	HHLOU	44	111200 P10	023	3.
126	HIFI LOA 5B . D1SRT		HLX.-	-	H510	081SS-38			5		HHLOU	44	111200 P10	039	3.
119	HIFI LOA 5B . D2S		HLX.-	-	H510	081SS-38			6	400 Ohm, 0.001 mA	HHLOU	44	111200 P10	007	3.
110	HIFI LOA 5B . D2SRT		HLX.-	-	H510	081SS-38			6		HHLOU	44	111200 P10	040	3.
127	HIFI LOA 5B . G1S		HLX.-	-	H510	081SS-38			7	400 Ohm, 0.001 mA	HHLOU	44	111200 P10	005	3.
128	HIFI LOA 5B . G1SRT		HLX.-	-	H510	081SS-38			7		HHLOU	44	111200 P10	038	3.
111	HIFI LOA 5B . G2S		HLX.-	-	H510	081SS-38			8	400 Ohm, 0.001 mA	HHLOU	44	111200 P10	006	3.
120	HIFI LOA 5B . G2SRT		HLX.-	-	H510	081SS-38			8		HHLOU	44	111200 P10	022	3.
109	HIFI LOA 5B . SH510		HLX.-	-	H510	081SS-38				Cable H510 Shd	HHLOU	44	111200 P10	043	3.
-															
058	HIFI LOA 6B MS . 1		HL3.-	-	H616	111SS-38			G	400 Ohm, 0.01 mA	HHLOU	44	111200 P12	030	
057	HIFI LOA 6B MS . 1RTN		HL3.-	-	H616	111SS-38			G		HHLOU	44	111200 P12	047	
046	HIFI LOA 6B MS . 2		HL3.-	-	H616	111SS-38			H	400 Ohm, 0.01 mA	HHLOU	44	111200 P12	013	
047	HIFI LOA 6B MS . 2RTN		HL3.-	-	H616	111SS-38			H		HHLOU	44	111200 P12	046	
034	HIFI LOA 6B MS . 3		HL3.-	-	H616	111SS-38			I	400 Ohm, 0.01 mA	HHLOU	44	111200 P12	012	
033	HIFI LOA 6B MS . 3RTN		HL3.-	-	H616	111SS-38			I		HHLOU	44	111200 P12	029	
035	HIFI LOA 6B MS . 4		HL3.-	-	H616	111SS-38			J	400 Ohm, 0.01 mA	HHLOU	44	111200 P12	028	
024	HIFI LOA 6B MS . 4RTN		HL3.-	-	H616	111SS-38			J		HHLOU	44	111200 P12	045	
023	HIFI LOA 6B MS . 5		HL3.-	-	H616	111SS-38			K	400 Ohm, 0.01 mA	HHLOU	44	111200 P12	011	
014	HIFI LOA 6B MS . 5RTN		HL3.-	-	H616	111SS-38			K		HHLOU	44	111200 P12	044	
069	HIFI LOA 6B MS . SH616		HL3.-	-	H616	111SS-38				Cable H616 Shd	HHLOU	44	111200 P12	027	
-															
022	HIFI LOA 6B M . 1		HL7.-	-	H617	111BS-38			B	50 Ohm, 10 mA	HHLOU	44	111200 P12	014	
032	HIFI LOA 6B M . 1RTN		HL7.-	-	H617	111BS-38			B		HHLOU	44	111200 P12	031	
021	HIFI LOA 6B M . 2		HL7.-	-	H617	111BS-38			C	50 Ohm, 10 mA	HHLOU	44	111200 P12	015	
013	HIFI LOA 6B M . 2RTN		HL7.-	-	H617	111BS-38			C		HHLOU	44	111200 P12	048	
006	HIFI LOA 6B M . 3		HL7.-	-	H617	111BS-38			D	50 Ohm, 10 mA	HHLOU	44	111200 P12	016	
007	HIFI LOA 6B M . 3RTN		HL7.-	-	H617	111BS-38			D		HHLOU	44	111200 P12	032	
012	HIFI LOA 6B M . 4		HL7.-	-	H617	111BS-38			E	50 Ohm, 10 mA	HHLOU	44	111200 P12	033	
005	HIFI LOA 6B M . 4RTN		HL7.-	-	H617	111BS-38			E		HHLOU	44	111200 P12	049	
020	HIFI LOA 6B M . 5		HL7.-	-	H617	111BS-38			F	50 Ohm, 10 mA	HHLOU	44	111200 P12	017	
011	HIFI LOA 6B M . 5RTN		HL7.-	-	H617	111BS-38			F		HHLOU	44	111200 P12	050	

Astrium GmbH	**Pin Allocation List**	Doc.No.: HP-2-ASED-IC-0014
Project: HERSCHEL	**(Harness)**	Issue: 1.0 Date: 21.04.2004
		Sheet: PAL-3 (of 4)

Connector: 311200 J08 **Function:** HIFI SVM CB2 (LOU Bundel 12) **Conn.-Type:** SCC340104401B032435P

Item: HHSVMCB2 **Location:** 26 / I/F CB ab. SVM Panel 6 (HIFI2 CB) **Backshell:** 440 FS 110 M 24 33

EMC-Category: 3I/LL Sig H fr CVVFT to SVMCB

		Interface-Code					Grouping:							
Pin	**Signal Designation**	**Circuit**	**Signal**	**Pos.**	**Ch. ID**	**Wiring**	**Shd**	**Cable**	**Twist**	**Comment**	**Target-Item**	**Location**	**Connector**	**Pin**	**New**
004	HIFI LOA 6B M . SH617		HL7.-	-	H617	111BS-38				Cable H617 Shd	HHLOU	44	111200 P12	027	
-															
064	HIFI LOA 6B D . 1A		HLD.-	-	H611	TS6CM-22			1	0.05 Ohm, 1200 mA	HHLOU	44	111200 P12	001	3. 3. 3.
087	HIFI LOA 6B D . 1B		HLD.-	-	H611	TS6CM-22			1		HHLOU	44	111200 P12	001	3. 3. 3.
088	HIFI LOA 6B D . 1*		HLD.-	-	H611	TS6CM-22			1		HHLOU	44	111200 P12	018	3.
075	HIFI LOA 6B D . 1RTNA		HLD.-	-	H611	TS6CM-22			1	0.05 Ohm, 1200 mA	HHLOU	44	111200 P12	034	3. 3. 3.
076	HIFI LOA 6B D . 1RTNB		HLD.-	-	H611	TS6CM-22			1		HHLOU	44	111200 P12	034	3. 3. 3.
059	HIFI LOA 6B D . 1RTN*		HLD.-	-	H611	TS6CM-22			1		HHLOU	44	111200 P12	035	3.
031	HIFI LOA 6B D . 2A		HLD.-	-	H611	TS6CM-22			2	0.05 Ohm, 1200 mA	HHLOU	44	111200 P12	002	3. 3. 3.
053	HIFI LOA 6B D . 2B		HLD.-	-	H611	TS6CM-22			2		HHLOU	44	111200 P12	002	3. 3. 3.
054	HIFI LOA 6B D . 2*		HLD.-	-	H611	TS6CM-22			2		HHLOU	44	111200 P12	003	3.
042	HIFI LOA 6B D . 2RTNA		HLD.-	-	H611	TS6CM-22			2	0.05 Ohm, 1200 mA	HHLOU	44	111200 P12	019	3. 3. 3.
043	HIFI LOA 6B D . 2RTNB		HLD.-	-	H611	TS6CM-22			2		HHLOU	44	111200 P12	019	3. 3. 3.
065	HIFI LOA 6B D . 2RTN*		HLD.-	-	H611	TS6CM-22			2		HHLOU	44	111200 P12	036	3.
077	HIFI LOA 6B D . SH611		HLD.-	-	H611	TS6CM-22				Cable H611 Shd	HHLOU	44	111200 P12	041	3.
-															
063	HIFI LOA 6B G . 1		HLG.-	-	H612	TS4CM-28			3	1 Ohm, 100 mA	HHLOU	44	111200 P12	004	
062	HIFI LOA 6B G . 1RTN		HLG.-	-	H612	TS4CM-28			3		HHLOU	44	111200 P12	020	
051	HIFI LOA 6B G . 2		HLG.-	-	H612	TS4CM-28			4	1 Ohm, 100 mA	HHLOU	44	111200 P12	021	
052	HIFI LOA 6B G . 2RTN		HLG.-	-	H612	TS4CM-28			4		HHLOU	44	111200 P12	037	
073	HIFI LOA 6B G . SH612		HLG.-	-	H612	TS4CM-28				Cable H612 Shd con to SH611	HHLOU	44	111200 P12	041	
-															
029	HIFI LOA 6B P . L		HLP.-	-	H615	TS2CM-28			A	1 Ohm, 250 mA	HHLOU	44	111200 P12	010	
030	HIFI LOA 6B P . LRTN		HLP.-	-	H615	TS2CM-28			A		HHLOU	44	111200 P12	026	
041	HIFI LOA 6B P . SH615		HLP.-	-	H615	TS2CM-28				Cable H615 Shd	HHLOU	44	111200 P12	043	
-															
009	HIFI LOA 6B T . VP		HLT.-	-	H614	041SS-38			9	400 Ohm, 0.001 mA	HHLOU	44	111200 P12	008	
017	HIFI LOA 6B T . VN		HLT.-	-	H614	041SS-38			9		HHLOU	44	111200 P12	009	
001	HIFI LOA 6B T . IP		HLT.-	-	H614	041SS-38			9	400 Ohm, 1 mA	HHLOU	44	111200 P12	024	
002	HIFI LOA 6B T . IN		HLT.-	-	H614	041SS-38			9		HHLOU	44	111200 P12	025	
003	HIFI LOA 6B T . SH614		HLT.-	-	H614	041SS-38				Cable H614 Shd	HHLOU	44	111200 P12	043	
-															
037	HIFI LOA 6B . D1S		HLX.-	-	H613	081SS-38			5	400 Ohm, 0.001 mA	HHLOU	44	111200 P12	023	
049	HIFI LOA 6B . D1SRT		HLX.-	-	H613	081SS-38			5		HHLOU	44	111200 P12	039	
038	HIFI LOA 6B . D2S		HLX.-	-	H613	081SS-38			6	400 Ohm, 0.001 mA	HHLOU	44	111200 P12	007	
026	HIFI LOA 6B . D2SRT		HLX.-	-	H613	081SS-38			6		HHLOU	44	111200 P12	040	
016	HIFI LOA 6B . G1S		HLX.-	-	H613	081SS-38			7	400 Ohm, 0.001 mA	HHLOU	44	111200 P12	005	
027	HIFI LOA 6B . G1SRT		HLX.-	-	H613	081SS-38			7		HHLOU	44	111200 P12	038	
015	HIFI LOA 6B . G2S		HLX.-	-	H613	081SS-38			8	400 Ohm, 0.001 mA	HHLOU	44	111200 P12	006	

Astrium GmbH	**Pin Allocation List** (Harness)	Doc.No.: HP-2-ASED-IC-0014
Project: HERSCHEL		Issue: 1.0 Date: 21.04.2004
		Sheet: PAL-4 (of 4)

Connector: 311200 J08 **Function:** HIFI SVM CB2 (LOU Bundel 12) **Conn.-Type:** SCC340104401B032435P

Item: HHSVMCB2 **Location:** 26 / I/F CB ab. SVM Panel 6 (HIFI2 CB) **Backshell:** 440 FS 110 M 24 33

EMC-Category: 3I/LL Sig H fr CVVFT to SVMCB

		Interface-Code					Grouping:								
Pin	**Signal Designation**	**Circuit**	**Signal**	**Pos.**	**Ch. ID**	**Wiring**	**Shd**	**Cable**	**Twist**	**Comment**	**Target-Item**	**Location**	**Connector**	**Pin**	**New**
008	HIFI LOA 6B . G2SRT		HLX.-	-	H613	081SS-38			8		HHLOU	44	111200 P12	022	
025	HIFI LOA 6B . SH613		HLX.-	-	H613	081SS-38				Cable H613 Shd	HHLOU	44	111200 P12	042	
-															
019	HIFI LOA HEAT R		HLH.-	-	H702	TS2CM-28				1 Ohm, 150 mA	HHLOU	44	2I111200 P16	001	X
018	HIFI LOA HEAT R . RTN		HLH.-	-	H702	TS2CM-28					HHLOU	44	2I111200 P16	009	X
010	HIFI LOA HEAT R . SH702		HLH.-	-	H702	TS2CM-28				Cable H702 Shd con to CH	HHLOU	44	2I111200 P16	CH	X
-	NC														
-	NC														
-	NC														
-	NC														
-	NC														
-	NC														
-	NC														
-	NC														
-	NC														
-	NC														
-	NC														
-	NC														
-	NC														
-	NC														
-	NC														
-	NC														
-	NC														
-	NC														
-	NC														
CH	NC									Overall Shd con to CH					

E N D O F D O C U M E N T

	Name	Dep./Comp.		Name	Dep./Comp.
	Alberti von Mathias Dr.	AOE22		Stritter Rene	AED11
	Alo Hakan	OTN/TP 45		Tenhaeff Dieter	AOE22
	Barlage Bernhard	AED11		Thörmer Klaus-Horst Dr.	OTN/AED65
	Bayer Thomas	AET52		Wagner Klaus	AOE23
	Faas Horst	AEA65		Wietbrock, Walter	AET12
	Fehringer Alexander	AOE13		Wöhler Hans	AOE22
	Frey Albrecht	AED422			
	Gerner Willi	AED11			
	Grasl Andreas	OTN/AET52			
	Grasshoff Brigitte	AET12		Alcatel	ASP
	Hauser Armin	AOE23		ESA/ESTEC	ESA
	Hinger Jürgen	AOE23			
	Hohn Rüdiger	AET52		**Instruments:**	
	Huber Johann	AOA4		MPE (PACS)	MPE
	Hund Walter	ASE4A		RAL (SPIRE)	RAL
	Idler Siegmund	AED432		SRON (HIFI)	SRON
	Ivády von András	FAE22			
	Jahn Gerd Dr.	AOE23		**Subcontractors:**	
	Kalde Clemens	APE3		Air Liquide, Space Department	AIR
	Kameter Rudolf	OTN/AET52		Air Liquide, Space Department	AIRS
	Kettner Bernhard	AOE22		Air Liquide, Orbital System	AIRT
	Knoblauch August	AET32		Alcatel Bell Space	ABSP
	Koelle Markus	AET22		Astrium Sub-Subsyst. & Equipment	ASSE
	Kroeker Jürgen	AED65		Austrian Aerospace	AAE
	Kunz Oliver Dr.	AOE23		Austrian Aerospace	AAEM
	Lamprecht Ernst	OTN/ASI21		APCO Technologies S. A.	APCO
	Lang Jürgen	ASE4A		Bieri Engineering B. V.	BIER
	Langfermann Michael	AET52		BOC Edwards	BOCE
	Mack Paul	OTN/AET52		Dutch Space Solar Arrays	DSSA
	Muhl Eckhard	OTN/AET52		EADS CASA Espacio	CASA
	Pastorino Michel	ASPI Resid.		EADS CASA Espacio	ECAS
	Peitzker Helmut	AED65		EADS Space Transportation	ASIP
	Peltz Heinz-Willi	AET42		Eurocopter	ECD
	Pietroboni Karin	AED65		HTS AG Zürich	HTSZ
	Platzer Wilhelm	AED22		Linde	LIND
	Puttlitz Joachim	OTN/AET52		Patria New Technologies Oy	PANT
	Rebholz Reinhold	AET52		Phoenix, Volkmarsen	PHOE
	Reuß Friedhelm	AED62		Prototech AS	PROT
	Rühe Wolfgang	AED65		QMC Instruments Ltd.	QMC
	Runge Axel	OTN/AET52		Rembe, Brilon	REMB
	Sachsse Bernt	AED21		Rosemount Aerospace GmbH	ROSE
	Schink Dietmar	AED422		RYMSA, Radiación y Microondas S.A.	RYM
	Schlosser Christian	OTN/AET52		SENER Ingenieria SA	SEN
	Schmidt Rudolf	FAE22		Stöhr, Königsbrunn	STOE
	Schweickert Gunn	AOE22		Terma A/S, Birkerod	TER
	Stauss Oliver	AOE13			
	Steininger Eric	AED422			

Annex B PACS SIH ICD PFM / HP-2-ASED-IC-0015 issue 1.0

Title: **EPLM PACS SIH ICD PFM**

CI-No:

Prepared by:	E. Steininger	Date:	04.05.2004
Checked by:	A. Knoblauch		
Product Assurance:	R. Stritter		
Configuration Control:	A. von Ivady		
Project Management:	W.Rühe		

Distribution: See Distribution List (last page)

Copying of this document, and giving it to others and the use or communication of the contents thereof, are forbidden without express authority. Offenders are liable to the payment of damages. All rights are reserved in the event of the grant of a patent or the registration of a utility model or design.

Issue	Date	Sheet	Description of Change	Release
1.0	04.05.04	All	Release of the document	

Table of Content

1 Scope 6

2 Documents 7

2.1 Applicable Documents 7

2.2 Reference Documents 7

3 EPLM PACS SIH PFM Pin Allocation List Harness 8

Table of Figures

-

List of Tables

-

1 Scope

This Interface Control Document (ICD) describes the electrical interfaces of the HERSCHEL EPLM PACS SIH PFM Harness Pin Allocation.

It has to be used as sub ICD of the overall HERSCHEL EPLM electrical ICD HP-2-ASED-IC-0001.

For information management a database (ACCESS based) called CAIE (**C**omputer **A**ided **I**nterface **E**ngineering) will be used. The HEPLM CAIE Data Base contents provides all the necessary information for supporting the automated verification of the electrical interfaces with (IDAS) an **I**ntegrated **D**ata **A**cquisition **S**ystem

This document summarised the Harness Pin Allocation for PACS EPLM Scientific Instrument Harness PFM.

All necessary pin to pin connections are described in the Data Base extract in chapter 3.

2 Documents

2.1 Applicable Documents

[AD1] Electrical Interface Control Document EPLM PLM, HP-2-ASED-IC-0001 issue 4

[AD2] Herschel/Planck Instrument Interface Document, Part A, SCI-PT-IIDA-04624

[AD3] Herschel/Planck Instrument Interface Document, Part B; Instrument “PACS”, SCI-PT-IIDB/PACS-02126, Issue 3.2, 02.03.04

[AD4] Cryo Harness Interconnection diagram - SIH PACS, HP-2-ASED-ID-0089; Issue B

2.2 Reference Documents

[RD1] Herschel-Planck EMC Analyses, H-P-1-ASPI-AN-0202

[RD2] HERSCHEL PLM Grounding Scheme", HP-2-ASED-DW-0001

[RD3] Herschel PLM EICD, HP-2-ASPI-ID-062

[RD4] Herschel Electrical Interface Control Document (Telescope), HER.NT.0187.T.ASTR

[RD5] Cryo Harness Description, HP-2-ASED-TN-0103

[RD6] CRYO-HARNESS BRANCH CHARACTERISTICS, HP-2-ASED-TN-0085

3 EPLM PACS SIH PFM Pin Allocation List Harness

Astrium GmbH	**Pin Allocation List**	Doc.No.: HP-2-ASED-IC-0015
Project: HERSCHEL	**(Harness)**	Issue: 1.0 Date: 21.04.2004
		Sheet: PAL-1 (of 1)

Connector: 131100 P10 **Function:** FPU to DECLWL GeGaDCSupG1 (2,3) **Conn.-Type:** MWDM2L-31P-6C3-.630

Item: HPFPU **Location:** 70 / Optical Bench **Backshell:** BS-SS-17E-01

EMC-Category: 3C/LL Sig H in Cryostat

		Interface-Code					Grouping:								
Pin	**Signal Designation**	**Circuit**	**Signal**	**Pos.**	**Ch. ID**	**Wiring**	**Shd**	**Cable**	**Twist**	**Comment**	**Target-Item**	**Location**	**Connector**	**Pin**	**New**
018	PACS DC Supply Gr 1 . SH002		PD2.-	-	P002	241SS-38	2			Cable P002 Shield	CVVUCR	33	211121 J09	122	
003	PACS DC Supply Gr 1 . VDDa1		PD2.-	-	P002	241SS-38	2			2 Wires	CVVUCR	33	211121 J09	107	
003	PACS DC Supply Gr 1 . VDDa1		PD2.-	-	P002	241SS-38	2			2 Wires	CVVUCR	33	211121 J09	107	3.
019	PACS DC Supply Gr 1 . VDas1		PD2.-	-	P002	241SS-38	2				CVVUCR	33	211121 J09	116	
004	PACS DC Supply Gr 1 . VSS1		PD2.-	-	P002	241SS-38	2			2 Wires	CVVUCR	33	211121 J09	123	
004	PACS DC Supply Gr 1 . VSS1		PD2.-	-	P002	241SS-38	2			2 Wires	CVVUCR	33	211121 J09	123	3.
020	PACS DC Supply Gr 1 . VSSs1		PD2.-	-	P002	241SS-38	2				CVVUCR	33	211121 J09	124	
005	PACS DC Supply Gr 1 . CaP1		PD2.-	-	P002	241SS-38	2				CVVUCR	33	211121 J09	108	
021	PACS DC Supply Gr 1 . CaPs1		PD2.-	-	P002	241SS-38	2			400/800 Ohm, 0.3/0.01 mA	CVVUCR	33	211121 J09	117	
006	PACS DC Supply Gr 1 . CaN1		PD2.-	-	P002	241SS-38	2				CVVUCR	33	211121 J09	109	
022	PACS DC Supply Gr 1 . CaNs1		PD2.-	-	P002	241SS-38	2				CVVUCR	33	211121 J09	118	
007	PACS DC Supply Gr 1 . CaN11		PD2.-	-	P002	241SS-38	2				CVVUCR	33	211121 J09	125	
023	PACS DC Supply Gr 1 . CN1s1		PD2.-	-	P002	241SS-38	2				CVVUCR	33	211121 J09	126	
008	PACS DC Supply Gr 1 . CaN21		PD2.-	-	P002	241SS-38	2				CVVUCR	33	211121 J09	110	
024	PACS DC Supply Gr 1 . CN2s1		PD2.-	-	P002	241SS-38	2				CVVUCR	33	211121 J09	119	
009	PACS DC Supply Gr 1 . VDDr1		PD2.-	-	P002	241SS-38	2				CVVUCR	33	211121 J09	127	
025	PACS DC Supply Gr 1 . VDrs1		PD2.-	-	P002	241SS-38	2				CVVUCR	33	211121 J09	128	
010	PACS DC Supply Gr 1 . LVL1		PD2.-	-	P002	241SS-38	2				CVVUCR	33	211121 J09	111	
026	PACS DC Supply Gr 1 . LVLs1		PD2.-	-	P002	241SS-38	2				CVVUCR	33	211121 J09	120	
011	PACS DC Supply Gr 1 . WELL1		PD2.-	-	P002	241SS-38	2				CVVUCR	33	211121 J09	121	
027	PACS DC Supply Gr 1 . WELs1		PD2.-	-	P002	241SS-38	2				CVVUCR	33	211121 J09	114	
012	PACS DC Supply Gr 1 . SUB1		PD2.-	-	P002	241SS-38	2				CVVUCR	33	211121 J09	112	
028	PACS DC Supply Gr 1 . SUBs1		PD2.-	-	P002	241SS-38	2				CVVUCR	33	211121 J09	113	
-															
029	PACS Detec Bias Gr 1 . Zero1		PD3.-	-	P003	061SS-38	3			800 Ohm, 0.010 mA	CVVUCR	33	211121 J09	104	
014	PACS Detec Bias Gr 1 . Zers1		PD3.-	-	P003	061SS-38	3				CVVUCR	33	211121 J09	103	
030	PACS Detec Bias Gr 1 . Gnd1		PD3.-	-	P003	061SS-38	3				CVVUCR	33	211121 J09	092	
015	PACS Detec Bias Gr 1 . GnSe1		PD3.-	-	P003	061SS-38	3				CVVUCR	33	211121 J09	102	
031	PACS Detec Bias Gr 1 . R1		PD3.-	-	P003	061SS-38	3				CVVUCR	33	211121 J09	093	
016	PACS Detec Bias Gr 1 . Rs1		PD3.-	-	P003	061SS-38	3				CVVUCR	33	211121 J09	091	
013	PACS Detec Bias Gr 1 . SH003		PD3.-	-	P003	061SS-38	3			Cable P003 Shield	CVVUCR	33	211121 J09	090	
001	NC														
017	NC														
002	NC														
-	Overall Shield									No Overall Shd from FPU to FTHs					

Astrium GmbH	**Pin Allocation List**	Doc.No.: HP-2-ASED-IC-0015
Project: HERSCHEL	**(Harness)**	Issue: 1.0 Date: 21.04.2004
		Sheet: PAL-1 (of 1)

Connector: 131100 P11 **Function:** FPU to DECLWL LogSigGeSupG1 (1) **Conn.-Type:** MWDM2L-15P-6C3-.630

Item: HPFPU **Location:** 70 / Optical Bench **Backshell:** BS-LS-17B-01

EMC-Category: 3C/LL Sig H in Cryostat

Pin	Signal Designation	Interface-Code Circuit	Signal	Pos.	Ch. ID	Wiring	Grouping: Shd	Cable	Twist	Comment	Target-Item	Location	Connector	Pin	New
001	PACS Logic Supply Gr 1 . SELC1		PD1.-	-	P001	111SS-38	1			400/800 Ohm, 0.03/0.01 mA	CVVUCR	33	211121 J09	089	
009	PACS Logic Supply Gr 1 . SEL11		PD1.-	-	P001	111SS-38	1				CVVUCR	33	211121 J09	101	
002	PACS Logic Supply Gr 1 . SEL21		PD1.-	-	P001	111SS-38	1				CVVUCR	33	211121 J09	100	
010	PACS Logic Supply Gr 1 . CaDs1		PD1.-	-	P001	111SS-38	1				CVVUCR	33	211121 J09	088	
003	PACS Logic Supply Gr 1 . CaD1		PD1.-	-	P001	111SS-38	1				CVVUCR	33	211121 J09	087	
011	PACS Logic Supply Gr 1 . CnDs1		PD1.-	-	P001	111SS-38	1				CVVUCR	33	211121 J09	099	
004	PACS Logic Supply Gr 1 . CnD1		PD1.-	-	P001	111SS-38	1				CVVUCR	33	211121 J09	098	
012	PACS Logic Supply Gr 1 . VDDs1		PD1.-	-	P001	111SS-38	1				CVVUCR	33	211121 J09	086	
005	PACS Logic Supply Gr 1 . VDDd1		PD1.-	-	P001	111SS-38	1			2 Wires	CVVUCR	33	211121 J09	097	
005	PACS Logic Supply Gr 1 . VDDd1		PD1.-	-	P001	111SS-38	1			2 Wires	CVVUCR	33	211121 J09	097	3.
013	PACS Logic Supply Gr 1 . SH001		PD1.-	-	P001	111SS-38	1			Cable P001 Shield	CVVUCR	33	211121 J09	085	
006	NC														
014	NC														
007	NC														
015	NC														
008	NC														
-	Overall Shield									No Overall Shd from FPU to FTHs					

Astrium GmbH	**Pin Allocation List**	Doc.No.: HP-2-ASED-IC-0015
Project: HERSCHEL	**(Harness)**	Issue: 1.0 Date: 21.04.2004
		Sheet: PAL-1 (of 1)

Connector: 131100 P12 **Function:** FPU to DECLWL GeGaOutSigG1 (13a,17-23) **Conn.-Type:** MWDM2L-25P-6C3-.630

Item: HPFPU **Location:** 70 / Optical Bench **Backshell:** BS-SS-17C-01

EMC-Category: 3C/LL Sig H in Cryostat

		Interface-Code					Grouping:								
Pin	**Signal Designation**	**Circuit**	**Signal**	**Pos.**	**Ch. ID**	**Wiring**	**Shd**	**Cable**	**Twist**	**Comment**	**Target-Item**	**Location**	**Connector**	**Pin**	**New**
002	PACS Detec Out 01 1 . 1		PDO.-	-	P017	012SS-38	17			Steel 012SS38 TRIAX	CVVUCR	33	211121 J09	070	
014	PACS Detec Out 01 1 . I		PDO.-	-	P017	012SS-38	17			inner Shield	CVVUCR	33	211121 J09	069	
015	PACS Detec Out 01 1 . O		PDO.-	-	P017	012SS-38	17			outer shield	CVVUCR	33	211121 J09	081	
-															
016	PACS Detec Out 02 1 . 1		PDO.-	-	P018	012SS-38	18			Steel 012SS38 TRIAX	CVVUCR	33	211121 J09	079	
003	PACS Detec Out 02 1 . I		PDO.-	-	P018	012SS-38	18			inner Shield	CVVUCR	33	211121 J09	080	
004	PACS Detec Out 02 1 . O		PDO.-	-	P018	012SS-38	18			outer shield	CVVUCR	33	211121 J09	068	
-															
005	PACS Detec Out 03 1 . 1		PDO.-	-	P019	012SS-38	19			Steel 12SS38 TRIAX	CVVUCR	33	211121 J09	066	
017	PACS Detec Out 03 1 . I		PDO.-	-	P019	012SS-38	19			inner Shield	CVVUCR	33	211121 J09	078	
018	PACS Detec Out 03 1 . O		PDO.-	-	P019	012SS-38	19			outer shield	CVVUCR	33	211121 J09	067	
-															
019	PACS Detec Out 04 1 . 1		PDO.-	-	P020	012SS-38	20			Steel 012SS38 TRIAX	CVVUCR	33	211121 J09	076	
006	PACS Detec Out 04 1 . I		PDO.-	-	P020	012SS-38	20			inner Shield	CVVUCR	33	211121 J09	065	
007	PACS Detec Out 04 1 . O		PDO.-	-	P020	012SS-38	20			outer shield	CVVUCR	33	211121 J09	077	
-															
008	PACS Detec Out 05 1 . 1		PDO.-	-	P021	012SS-38	21			Steel 012SS38 TRIAX	CVVUCR	33	211121 J09	073	
020	PACS Detec Out 05 1 . I		PDO.-	-	P021	012SS-38	21			inner Shield	CVVUCR	33	211121 J09	062	
021	PACS Detec Out 05 1 . O		PDO.-	-	P021	012SS-38	21			outer shield	CVVUCR	33	211121 J09	074	
-															
022	PACS Detec Out 06 1 . 1		PDO.-	-	P022	012SS-38	22			Steel 012SS38 TRIAX	CVVUCR	33	211121 J09	095	
009	PACS Detec Out 06 1 . I		PDO.-	-	P022	012SS-38	22			inner Shield	CVVUCR	33	211121 J09	084	
010	PACS Detec Out 06 1 . O		PDO.-	-	P022	012SS-38	22			outer shield	CVVUCR	33	211121 J09	096	
-															
011	PACS Detec Out 07 1 . 1		PDO.-	-	P023	012SS-38	23			Steel 012SS38 TRIAX	CVVUCR	33	211121 J09	071	
023	PACS Detec Out 07 1 . I		PDO.-	-	P023	012SS-38	23			inner Shield	CVVUCR	33	211121 J09	083	
024	PACS Detec Out 07 1 . O		PDO.-	-	P023	012SS-38	23			outer shield	CVVUCR	33	211121 J09	072	
-															
025	PACS Detec Outref a Gr 1 . 1		PDR.-	-	P13A	012SS-38	13			Steel 012SS38 TRIAX	CVVUCR	33	211121 J09	048	
012	PACS Detec Outref a Gr 1 . I		PDR.-	-	P13A	012SS-38	13			inner Shield	CVVUCR	33	211121 J09	049	
013	PACS Detec Outref a Gr 1 . O		PDR.-	-	P13A	012SS-38	13			outer shield	CVVUCR	33	211121 J09	060	
001	NC														
-	Overall Shield									No Overall Shd from FPU to FTHs					

Astrium GmbH	**Pin Allocation List**	Doc.No.: HP-2-ASED-IC-0015
Project: HERSCHEL	**(Harness)**	Issue: 1.0 Date: 21.04.2004
		Sheet: PAL-1 (of 2)

Connector: 131100 P13 **Function:** FPU to DECLWL GeGaOutClkSyG1 (13b,24-31) **Conn.-Type:** MWDM2L-25P-6C3-.630

Item: HPFPU **Location:** 70 / Optical Bench **Backshell:** BS-SS-17C-01

EMC-Category: 3C/LL Sig H in Cryostat

Pin	Signal Designation	Interface-Code Circuit	Signal	Pos.	Ch. ID	Wiring	Grouping: Shd	Cable	Twist	Comment	Target-Item	Location	Connector	Pin	New
002	PACS Detec Out 08 1 . 1		PDO.-	-	P024	012SS-38	24			Steel 012SS38 TRIAX	CVVUCR	33	211121 J09	063	
014	PACS Detec Out 08 1 . I		PDO.-	-	P024	012SS-38	24			inner Shield	CVVUCR	33	211121 J09	075	
015	PACS Detec Out 08 1 . O		PDO.-	-	P024	012SS-38	24			outer Shield	CVVUCR	33	211121 J09	064	
-															
016	PACS Detec Out 09 1 . 1		PDO.-	-	P025	012SS-38	25			Steel 012SS38 TRIAX	CVVUCR	33	211121 J09	047	
003	PACS Detec Out 09 1 . I		PDO.-	-	P025	012SS-38	25			inner Shield	CVVUCR	33	211121 J09	046	
004	PACS Detec Out 09 1 . O		PDO.-	-	P025	012SS-38	25			outer Shield	CVVUCR	33	211121 J09	058	
-															
005	PACS Detec Out 10 1 . 1		PDO.-	-	P026	012SS-38	26			Steel 012SS38 TRIAX	CVVUCR	33	211121 J09	057	
017	PACS Detec Out 10 1 . I		PDO.-	-	P026	012SS-38	26			inner Shield	CVVUCR	33	211121 J09	056	
018	PACS Detec Out 10 1 . O		PDO.-	-	P026	012SS-38	26			outer Shield	CVVUCR	33	211121 J09	045	
-															
019	PACS Detec Out 11 1 . 1		PDO.-	-	P027	012SS-38	27			Steel 012SS38 TRIAX	CVVUCR	33	211121 J09	044	
006	PACS Detec Out 11 1 . I		PDO.-	-	P027	012SS-38	27			inner Shield	CVVUCR	33	211121 J09	043	
007	PACS Detec Out 11 1 . O		PDO.-	-	P027	012SS-38	27			outer Shield	CVVUCR	33	211121 J09	055	
-															
008	PACS Detec Out 12 1 . 1		PDO.-	-	P028	012SS-38	28			Steel 012SS38 TRIAX	CVVUCR	33	211121 J09	042	
020	PACS Detec Out 12 1 . I		PDO.-	-	P028	012SS-38	28			inner Shield	CVVUCR	33	211121 J09	053	
021	PACS Detec Out 12 1 . O		PDO.-	-	P028	012SS-38	28			outer Shield	CVVUCR	33	211121 J09	054	
-															
022	PACS Detec Out 13 1 . 1		PDO.-	-	P029	012SS-38	29			Steel 012SS38 TRIAX	CVVUCR	33	211121 J09	040	
009	PACS Detec Out 13 1 . I		PDO.-	-	P029	012SS-38	29			inner Shield	CVVUCR	33	211121 J09	041	
010	PACS Detec Out 13 1 . O		PDO.-	-	P029	012SS-38	29			outer Shield	CVVUCR	33	211121 J09	052	
-															
011	PACS Detec Outref b Gr 1 . 1		PDR.-	-	P13B	012SS-38	13			Steel 012SS38 TRIAX	CVVUCR	33	211121 J09	050	
023	PACS Detec Outref b Gr 1 . I		PDR.-	-	P13B	012SS-38	13			inner Shield	CVVUCR	33	211121 J09	039	
024	PACS Detec Outref b Gr 1 . O		PDR.-	-	P13B	012SS-38	13			outer Shield	CVVUCR	33	211121 J09	051	
-															
012	PACS Detec Synch Gr 1 . SIG		PDS.-	-	P030	021SS-38	30			400 Ohm, 0.020 mA 2 wires	CVVUCR	33	211121 J09	017	
012	PACS Detec Synch Gr 1 . SIG		PDS.-	-	P030	021SS-38	30			400 Ohm, 0.020 mA 2 wires	CVVUCR	33	211121 J09	017	3.
025	PACS Detec Synch Gr 1 . SH030		PDS.-	-	P030	021SS-38	30			Cable P030/31 shd daisy chained	CVVUCR	33	211121 J09	009	
-															
013	PACS Detec Clock Gr 1 . SIG		PDC.-	-	P031	021SS-38	31			400 Ohm, 0.250 mA 2 wires	CVVUCR	33	211121 J09	018	
013	PACS Detec Clock Gr 1 . SIG		PDC.-	-	P031	021SS-38	31			400 Ohm, 0.250 mA 2 wires	CVVUCR	33	211121 J09	018	3.
025	PACS Detec Clock Gr 1 . SH031		PDC.-	-	P031	021SS-38	31			Cable P31/30shield daisy chained	CVVUCR	33	211121 J09	028	
-															

Astrium GmbH	**Pin Allocation List** (Harness)	Doc.No.: HP-2-ASED-IC-0015
Project: HERSCHEL		Issue: 1.0 Date: 21.04.2004
		Sheet: PAL-2 (of 2)

Connector: 131100 P13 **Function:** FPU to DECLWL GeGaOutClkSyG1 (13b,24-31) **Conn.-Type:** MWDM2L-25P-6C3-.630

Item: HPFPU **Location:** 70 / Optical Bench **Backshell:** BS-SS-17C-01

EMC-Category: 3C/LL Sig H in Cryostat

Pin	Signal Designation	Interface-Code Circuit	Signal	Pos.	Ch. ID	Wiring	Grouping: Shd	Cable	Twist	Comment	Target-Item	Location	Connector	Pin	New
001	NC														
-	Overall Shield									No Overall Shd from FPU to FTHs					

Astrium GmbH	**Pin Allocation List** (Harness)	Doc.No.: HP-2-ASED-IC-0015
Project: HERSCHEL		Issue: 1.0 Date: 21.04.2004
		Sheet: PAL-1 (of 1)

Connector: 131100 P14 **Function:** FPU to DECLWL GeGaTempSenG1/2 (75) **Conn.-Type:** MWDM2L-15P-6C3-.630

Item: HPFPU **Location:** 70 / Optical Bench **Backshell:** BS-LS-17B-01

EMC-Category: 3C/LL Sig H in Cryostat

Pin	Signal Designation	Interface-Code Circuit	Signal	Pos.	Ch. ID	Wiring	Grouping: Shd	Cable	Twist	Comment	Target-Item	Location	Connector	Pin	New
009	PACS Detec Tsens 1/2 . I161		PDT.-	-	P075	111SS-38	75			800 Ohm, 0.01 mA	CVVUCR	33	211121 J09	020	
002	PACS Detec Tsens 1/2 . U161		PDT.-	-	P075	111SS-38	75				CVVUCR	33	211121 J09	031	
010	PACS Detec Tsens 1/2 . U261		PDT.-	-	P075	111SS-38	75				CVVUCR	33	211121 J09	021	
003	PACS Detec Tsens 1/2 . U361		PDT.-	-	P075	111SS-38	75				CVVUCR	33	211121 J09	032	
011	PACS Detec Tsens 1/2 . I261		PDT.-	-	P075	111SS-38	75				CVVUCR	33	211121 J09	022	
004	PACS Detec Tsens 1/2 . I1192		PDT.-	-	P075	111SS-38	75				CVVUCR	33	211121 J09	033	
012	PACS Detec Tsens 1/2 . U1192		PDT.-	-	P075	111SS-38	75				CVVUCR	33	211121 J09	023	
005	PACS Detec Tsens 1/2 . U2192		PDT.-	-	P075	111SS-38	75				CVVUCR	33	211121 J09	034	
013	PACS Detec Tsens 1/2 . U3192		PDT.-	-	P075	111SS-38	75				CVVUCR	33	211121 J09	024	
006	PACS Detec Tsens 1/2 . I2192		PDT.-	-	P075	111SS-38	75				CVVUCR	33	211121 J09	035	
001	PACS Detec Tsens 1/2 . SH075		PDT.-	-	P075	111SS-38	75			Cable P75 Shield	CVVUCR	33	211121 J09	030	
014	NC														
007	NC														
015	NC														
008	NC														
-	Overall Shield									No Overall Shield from FPU to FTHs					

Astrium GmbH	**Pin Allocation List**	Doc.No.: HP-2-ASED-IC-0015
Project: HERSCHEL	**(Harness)**	Issue: 1.0 Date: 21.04.2004
		Sheet: PAL-1 (of 2)

Connector: 131100 P15 **Function:** FPU to DECLWL GeGaOutClkSyG2 (14b,39-45) **Conn.-Type:** MWDM2L-25P-6C3-.630

Item: HPFPU **Location:** 70 / Optical Bench **Backshell:** BS-SS-17C-01

EMC-Category: 3C/LL Sig H in Cryostat

Pin	Signal Designation	Interface-Code Circuit	Signal	Pos.	Ch. ID	Wiring	Grouping: Shd	Cable	Twist	Comment	Target-Item	Location	Connector	Pin	New
002	PACS Detec Out 21 . 2		PDO.-	-	P039	012SS-38	39			Steel 012SS38 TRIAX	CVVUCR	33	2C211121 J08	093	
014	PACS Detec Out 21 . I		PDO.-	-	P039	012SS-38	39			inner Shield	CVVUCR	33	2C211121 J08	092	
015	PACS Detec Out 21 . O		PDO.-	-	P039	012SS-38	39			outer Shield	CVVUCR	33	2C211121 J08	100	
-															
016	PACS Detec Out 22 . 2		PDO.-	-	P040	012SS-38	40			Steel 012SS38 TRIAX	CVVUCR	33	2C211121 J08	099	
003	PACS Detec Out 22 . I		PDO.-	-	P040	012SS-38	40			inner Shield	CVVUCR	33	2C211121 J08	098	
004	PACS Detec Out 22 . O		PDO.-	-	P040	012SS-38	40			outer Shield	CVVUCR	33	2C211121 J08	091	
-															
005	PACS Detec Out 23 . 2		PDO.-	-	P041	012SS-38	41			Steel 012SS38 TRIAX	CVVUCR	33	2C211121 J08	090	
017	PACS Detec Out 23 . I		PDO.-	-	P041	012SS-38	41			inner Shield	CVVUCR	33	2C211121 J08	081	
018	PACS Detec Out 23 . O		PDO.-	-	P041	012SS-38	41			outer Shield	CVVUCR	33	2C211121 J08	089	
-															
019	PACS Detec Out 24 . 2		PDO.-	-	P042	012SS-38	42			Steel 012SS38 TRIAX	CVVUCR	33	2C211121 J08	096	
006	PACS Detec Out 24 . I		PDO.-	-	P042	012SS-38	42			inner Shield	CVVUCR	33	2C211121 J08	095	
007	PACS Detec Out 24 . O		PDO.-	-	P042	012SS-38	42			outer Shield	CVVUCR	33	2C211121 J08	097	
-															
008	PACS Detec Out 25 . 2		PDO.-	-	P043	012SS-38	43			Steel 012SS38 TRIAX	CVVUCR	33	2C211121 J08	087	
020	PACS Detec Out 25 . I		PDO.-	-	P043	012SS-38	43			inner Shield	CVVUCR	33	2C211121 J08	094	
021	PACS Detec Out 25 . O		PDO.-	-	P043	012SS-38	43			outer Shield	CVVUCR	33	2C211121 J08	088	
-															
011	PACS Detec Outref b Gr 2 . 2		PDR.-	-	P14B	012SS-38	14			Steel 012SS38 TRIAX	CVVUCR	33	2C211121 J08	080	
023	PACS Detec Outref b Gr 2 . I		PDR.-	-	P14B	012SS-38	14			inner Shield	CVVUCR	33	2C211121 J08	070	
024	PACS Detec Outref b Gr 2 . O		PDR.-	-	P14B	012SS-38	14			outer Shield	CVVUCR	33	2C211121 J08	079	
-															
012	PACS Detec Synch Gr 2 . SIG		PDS.-	-	P044	021SS-38	44			400 Ohm, 0.02 mA 2 wires parallel	CVVUCR	33	2C211121 J08	086	
012	PACS Detec Synch Gr 2 . SIG		PDS.-	-	P044	021SS-38	44			400 Ohm, 0.02 mA 2 wires parallel	CVVUCR	33	2C211121 J08	086	3.
025	PACS Detec Synch Gr 2 . SH044		PDS.-	-	P044	021SS-38	44			Cable P44/45 Shd daisy chained	CVVUCR	33	2C211121 J08	077	
-															
013	PACS Detec Clock Gr 2 . SIG		PDC.-	-	P045	021SS-38	45			400 Ohm, 0.25 mA 2 wires parallel	CVVUCR	33	2C211121 J08	068	
013	PACS Detec Clock Gr 2 . SIG		PDC.-	-	P045	021SS-38	45			400 Ohm, 0.25 mA 2 wires parallel	CVVUCR	33	2C211121 J08	068	3.
025	PACS Detec Clock Gr 2 . SH045		PDC.-	-	P045	021SS-38	45			Cable P45/44 Shd daisy chained	CVVUCR	33	2C211121 J08	078	
001	NC														
009	NC														
022	NC														
010	NC														

Astrium GmbH	**Pin Allocation List** (Harness)	Doc.No.: HP-2-ASED-IC-0015
Project: HERSCHEL		Issue: 1.0 Date: 21.04.2004
		Sheet: PAL-2 (of 2)

Connector: 131100 P15 **Function:** FPU to DECLWL GeGaOutClkSyG2 (14b,39-45) **Conn.-Type:** MWDM2L-25P-6C3-.630

Item: HPFPU **Location:** 70 / Optical Bench **Backshell:** BS-SS-17C-01

EMC-Category: 3C/LL Sig H in Cryostat

Pin	Signal Designation	Interface-Code Circuit	Signal	Pos.	Ch. ID	Wiring	Grouping: Shd	Cable	Twist	Comment	Target-Item	Location	Connector	Pin	New
-	Overall Shield									No Overall Shd from FPU to FTHs					

Astrium GmbH	**Pin Allocation List**	Doc.No.: HP-2-ASED-IC-0015
Project: HERSCHEL	**(Harness)**	Issue: 1.0 Date: 21.04.2004
		Sheet: PAL-1 (of 1)

Connector: 131100 P16 **Function:** FPU to DECLWL GeGaOutSigG2 (14a,32-38) **Conn.-Type:** MWDM2L-25P-6C3-.630

Item: HPFPU **Location:** 70 / Optical Bench **Backshell:** BS-SS-17C-01

EMC-Category: 3C/LL Sig H in Cryostat

		Interface-Code					Grouping:								
Pin	**Signal Designation**	**Circuit**	**Signal**	**Pos.**	**Ch. ID**	**Wiring**	**Shd**	**Cable**	**Twist**	**Comment**	**Target-Item**	**Location**	**Connector**	**Pin**	**New**
002	PACS Detec Out 14 . 2		PDO.-	-	P032	012SS-38	32			Steel 012SS38 TRIAX	CVVUCR	33	2C 211121 J08	076	
014	PACS Detec Out 14 . I	SHD	PDO.-	-	P032	012SS-38	32			inner Shield	CVVUCR	33	2C 211121 J08	075	
015	PACS Detec Out 14 . O	SHD	PDO.-	-	P032	012SS-38	32			outer Shield	CVVUCR	33	2C 211121 J08	085	
-															
016	PACS Detec Out 15 . 2		PDO.-	-	P033	012SS-38	33			Steel 012SS38 TRIAX	CVVUCR	33	2C 211121 J08	074	
003	PACS Detec Out 15 . I	SHD	PDO.-	-	P033	012SS-38	33			inner Shield	CVVUCR	33	2C 211121 J08	083	
004	PACS Detec Out 15 . O	SHD	PDO.-	-	P033	012SS-38	33			outer Shield	CVVUCR	33	2C 211121 J08	084	
-															
005	PACS Detec Out 16 . 2		PDO.-	-	P034	012SS-38	34			Steel 012SS38 TRIAX	CVVUCR	33	2C 211121 J08	072	
017	PACS Detec Out 16 . I	SHD	PDO.-	-	P034	012SS-38	34			inner Shield	CVVUCR	33	2C 211121 J08	073	
018	PACS Detec Out 16 . O	SHD	PDO.-	-	P034	012SS-38	34			outer Shield	CVVUCR	33	2C 211121 J08	082	
-															
019	PACS Detec Out 17 . 2		PDO.-	-	P035	012SS-38	35			Steel 012SS38 TRIAX	CVVUCR	33	2C 211121 J08	061	
006	PACS Detec Out 17 . I	SHD	PDO.-	-	P035	012SS-38	35			inner Shield	CVVUCR	33	2C 211121 J08	071	
007	PACS Detec Out 17 . O	SHD	PDO.-	-	P035	012SS-38	35			outer Shield	CVVUCR	33	2C 211121 J08	060	
-															
008	PACS Detec Out 18 . 2		PDO.-	-	P036	012SS-38	36			Steel 012SS38 TRIAX	CVVUCR	33	2C 211121 J08	059	
020	PACS Detec Out 18 . I	SHD	PDO.-	-	P036	012SS-38	36			inner Shield	CVVUCR	33	2C 211121 J08	058	
021	PACS Detec Out 18 . O	SHD	PDO.-	-	P036	012SS-38	36			outer Shield	CVVUCR	33	2C 211121 J08	069	
-															
022	PACS Detec Out 19 . 2		PDO.-	-	P037	012SS-38	37			Steel 012SS38 TRIAX	CVVUCR	33	2C 211121 J08	055	
009	PACS Detec Out 19 . I	SHD	PDO.-	-	P037	012SS-38	37			inner Shield	CVVUCR	33	2C 211121 J08	066	
010	PACS Detec Out 19 . O	SHD	PDO.-	-	P037	012SS-38	37			outer Shield	CVVUCR	33	2C 211121 J08	065	
-															
011	PACS Detec Out 20 . 2		PDO.-	-	P038	012SS-38	38			Steel 012SS38 TRIAX	CVVUCR	33	2C 211121 J08	053	
023	PACS Detec Out 20 . I	SHD	PDO.-	-	P038	012SS-38	38			inner Shield	CVVUCR	33	2C 211121 J08	054	
024	PACS Detec Out 20 . O	SHD	PDO.-	-	P038	012SS-38	38			outer Shield	CVVUCR	33	2C 211121 J08	064	
-															
025	PACS Detec Outref a Gr 2 . 2		PDR.-	-	P14A	012SS-38	14			Steel 012SS38 TRIAX	CVVUCR	33	2C 211121 J08	052	
012	PACS Detec Outref a Gr 2 . I	SHD	PDR.-	-	P14A	012SS-38	14			inner Shield	CVVUCR	33	2C 211121 J08	051	
013	PACS Detec Outref a Gr 2 . O	SHD	PDR.-	-	P14A	012SS-38	14			outer Shield	CVVUCR	33	2C 211121 J08	062	
001	NC														
-	Overall Shield									No Overall Shd from FPU to FTHs					

Astrium GmbH	**Pin Allocation List** (Harness)	Doc.No.: HP-2-ASED-IC-0015
Project: HERSCHEL		Issue: 1.0 Date: 21.04.2004
		Sheet: PAL-1 (of 1)

Connector: 131100 P17 **Function:** FPU to DECLWL LogSigGedetSupG2 (4) **Conn.-Type:** MWDM2L-15P-6C3-.630

Item: HPFPU **Location:** 70 / Optical Bench **Backshell:** BS-LS-17B-01

EMC-Category: 3C/LL Sig H in Cryostat

		Interface-Code					Grouping:								
Pin	**Signal Designation**	**Circuit**	**Signal**	**Pos.**	**Ch. ID**	**Wiring**	**Shd**	**Cable**	**Twist**	**Comment**	**Target-Item**	**Location**	**Connector**	**Pin**	**New**
001	PACS Logic Supply Gr 2 . SELC2		PD1.-	-	P004	111SS-38	4			400/800 Ohm, 0.03/0.01 mA	CVVUCR	33	2C211121 J08	041	
009	PACS Logic Supply Gr 2 . SEL12		PD1.-	-	P004	111SS-38	4				CVVUCR	33	2C211121 J08	031	
002	PACS Logic Supply Gr 2 . SEL22		PD1.-	-	P004	111SS-38	4				CVVUCR	33	2C211121 J08	042	
010	PACS Logic Supply Gr 2 . CaDs2		PD1.-	-	P004	111SS-38	4				CVVUCR	33	2C211121 J08	032	
003	PACS Logic Supply Gr 2 . CaD2		PD1.-	-	P004	111SS-38	4				CVVUCR	33	2C211121 J08	043	
011	PACS Logic Supply Gr 2 . CnDs2		PD1.-	-	P004	111SS-38	4				CVVUCR	33	2C211121 J08	033	
004	PACS Logic Supply Gr 2 . CnD2		PD1.-	-	P004	111SS-38	4				CVVUCR	33	2C211121 J08	044	
012	PACS Logic Supply Gr 2 . VDDs2		PD1.-	-	P004	111SS-38	4				CVVUCR	33	2C211121 J08	034	
005	PACS Logic Supply Gr 2 . VDD2		PD1.-	-	P004	111SS-38	4			2 Wires	CVVUCR	33	2C211121 J08	045	
005	PACS Logic Supply Gr 2 . VDD2		PD1.-	-	P004	111SS-38	4			2 Wires	CVVUCR	33	2C211121 J08	045	3.
013	PACS Logic Supply Gr 2 . SH004		PD1.-	-	P004	111SS-38	4			Cable P004 Shield	CVVUCR	33	2C211121 J08	030	
006	NC														
-	Wire not used			-						1 Wire from cable not used					
014	NC														
007	NC														
015	NC														
008	NC														
-	Overall Shield									No Overall Shd from FPU to FTHs					

Astrium GmbH	**Pin Allocation List**	Doc.No.: HP-2-ASED-IC-0015
Project: HERSCHEL	**(Harness)**	Issue: 1.0 Date: 21.04.2004
		Sheet: PAL-1 (of 1)

Connector: 131100 P18 **Function:** FPU to DECLWL GeGaDcSupG2 (5,6) **Conn.-Type:** MWDM2L-31P-6C3-.630

Item: HPFPU **Location:** 70 / Optical Bench **Backshell:** BS-SS-17E-01

EMC-Category: 3C/LL Sig H in Cryostat

		Interface-Code					Grouping:								
Pin	**Signal Designation**	**Circuit**	**Signal**	**Pos.**	**Ch. ID**	**Wiring**	**Shd**	**Cable**	**Twist**	**Comment**	**Target-Item**	**Location**	**Connector**	**Pin**	**New**
018	PACS DC Supply Gr 2 . SH005		PD2.-	-	P005	241SS-38	5			Cable P005 Shield	CVVUCR	33	2C 211121 J08		
003	PACS DC Supply Gr 2 . VDDa2		PD2.-	-	P005	241SS-38	5			2 Wires	CVVUCR	33	2C 211121 J08	009	
003	PACS DC Supply Gr 2 . VDDa2		PD2.-	-	P005	241SS-38	5			2 Wires	CVVUCR	33	2C 211121 J08	009	3.
019	PACS DC Supply Gr 2 . VDas2		PD2.-	-	P005	241SS-38	5				CVVUCR	33	2C 211121 J08	018	
004	PACS DC Supply Gr 2 . VSS2		PD2.-	-	P005	241SS-38	5			2 Wires	CVVUCR	33	2C 211121 J08	010	
004	PACS DC Supply Gr 2 . VSS2		PD2.-	-	P005	241SS-38	5			2 Wires	CVVUCR	33	2C 211121 J08	010	3.
020	PACS DC Supply Gr 2 . VSSs2		PD2.-	-	P005	241SS-38	5				CVVUCR	33	2C 211121 J08	019	
005	PACS DC Supply Gr 2 . CaP2		PD2.-	-	P005	241SS-38	5				CVVUCR	33	2C 211121 J08	011	
021	PACS DC Supply Gr 2 . CaPs2		PD2.-	-	P005	241SS-38	5			400/800 Ohm, 0.3/0.01 mA	CVVUCR	33	2C 211121 J08	020	
006	PACS DC Supply Gr 2 . CaN2		PD2.-	-	P005	241SS-38	5				CVVUCR	33	2C 211121 J08	012	
022	PACS DC Supply Gr 2 . CaNs2		PD2.-	-	P005	241SS-38	5				CVVUCR	33	2C 211121 J08	021	
007	PACS DC Supply Gr 2 . CaN12		PD2.-	-	P005	241SS-38	5				CVVUCR	33	2C 211121 J08	013	
023	PACS DC Supply Gr 2 . CN1s2		PD2.-	-	P005	241SS-38	5				CVVUCR	33	2C 211121 J08	022	
008	PACS DC Supply Gr 2 . CaN22		PD2.-	-	P005	241SS-38	5				CVVUCR	33	2C 211121 J08	014	
024	PACS DC Supply Gr 2 . CN2s2		PD2.-	-	P005	241SS-38	5				CVVUCR	33	2C 211121 J08	023	
009	PACS DC Supply Gr 2 . VDDr2		PD2.-	-	P005	241SS-38	5				CVVUCR	33	2C 211121 J08	015	
025	PACS DC Supply Gr 2 . VDrs2		PD2.-	-	P005	241SS-38	5				CVVUCR	33	2C 211121 J08	024	
010	PACS DC Supply Gr 2 . LVL2		PD2.-	-	P005	241SS-38	5				CVVUCR	33	2C 211121 J08	006	
026	PACS DC Supply Gr 2 . LVLs2		PD2.-	-	P005	241SS-38	5				CVVUCR	33	2C 211121 J08	007	
011	PACS DC Supply Gr 2 . WELL2		PD2.-	-	P005	241SS-38	5				CVVUCR	33	2C 211121 J08	004	
027	PACS DC Supply Gr 2 . WELs2		PD2.-	-	P005	241SS-38	5				CVVUCR	33	2C 211121 J08	005	
012	PACS DC Supply Gr 2 . SUB2		PD2.-	-	P005	241SS-38	5				CVVUCR	33	2C 211121 J08	002	
028	PACS DC Supply Gr 2 . SUBs2		PD2.-	-	P005	241SS-38	5				CVVUCR	33	2C 211121 J08	003	
-															
029	PACS Detec Bias Gr 2 . Zero2		PD3.-	-	P006	061SS-38	6			800 Ohm, 0.010 mA	CVVUCR	33	2C 211121 J08	027	
014	PACS Detec Bias Gr 2 . Zers2		PD3.-	-	P006	061SS-38	6				CVVUCR	33	2C 211121 J08	038	
030	PACS Detec Bias Gr 2 . Gnd2		PD3.-	-	P006	061SS-38	6				CVVUCR	33	2C 211121 J08	028	
015	PACS Detec Bias Gr 2 . GnSe2		PD3.-	-	P006	061SS-38	6				CVVUCR	33	2C 211121 J08	039	
031	PACS Detec Bias Gr 2 . R2		PD3.-	-	P006	061SS-38	6				CVVUCR	33	2C 211121 J08	029	
016	PACS Detec Bias Gr 2 . Rs2		PD3.-	-	P006	061SS-38	6				CVVUCR	33	2C 211121 J08	040	
013	PACS Detec Bias Gr 2 . SH006		PD3.-	-	P006	061SS-38	6			Cable P006 Shield	CVVUCR	33	2C 211121 J08	037	
001	NC														
017	NC														
002	NC														
-	Overall Shield									No Overall Shd from FPU to FTHs					

Astrium GmbH	**Pin Allocation List** (Harness)	Doc.No.: HP-2-ASED-IC-0015
Project: HERSCHEL		Issue: 1.0 Date: 21.04.2004
		Sheet: PAL-1 (of 1)

Connector: 131100 P20 **Function:** FPU to DECSWL GeGaDcSupG3 (8,9) **Conn.-Type:** MWDM2L-31P-6C3-.630

Item: HPFPU **Location:** 70 / Optical Bench **Backshell:** BS-LS-17E-01

EMC-Category: 3C/LL Sig H in Cryostat

Pin	Signal Designation	Interface-Code Circuit	Signal	Pos.	Ch. ID	Wiring	Grouping: Shd	Cable	Twist	Comment	Target-Item	Location	Connector	Pin	New
018	PACS DC Supply Gr 3 . SH008		PD2.-	-	P008	241SS-38	8			Cable P008 Shield	CVVUCR	33	211121 J02	122	
003	PACS DC Supply Gr 3 . VDDa3		PD2.-	-	P008	241SS-38	8			2 Wires	CVVUCR	33	211121 J02	107	
003	PACS DC Supply Gr 3 . VDDa3		PD2.-	-	P008	241SS-38	8			2 Wires	CVVUCR	33	211121 J02	107	3.
019	PACS DC Supply Gr 3 . VDas3		PD2.-	-	P008	241SS-38	8				CVVUCR	33	211121 J02	116	
004	PACS DC Supply Gr 3 . VSS3		PD2.-	-	P008	241SS-38	8			2 Wires	CVVUCR	33	211121 J02	123	
004	PACS DC Supply Gr 3 . VSS3		PD2.-	-	P008	241SS-38	8			2 Wires	CVVUCR	33	211121 J02	123	3.
020	PACS DC Supply Gr 3 . VSSs3		PD2.-	-	P008	241SS-38	8				CVVUCR	33	211121 J02	124	
005	PACS DC Supply Gr 3 . CaP3		PD2.-	-	P008	241SS-38	8				CVVUCR	33	211121 J02	108	
021	PACS DC Supply Gr 3 . CaPs3		PD2.-	-	P008	241SS-38	8			400/800 Ohm, 0.3/0.01 mA	CVVUCR	33	211121 J02	117	
006	PACS DC Supply Gr 3 . CaN3		PD2.-	-	P008	241SS-38	8				CVVUCR	33	211121 J02	109	
022	PACS DC Supply Gr 3 . CaNs3		PD2.-	-	P008	241SS-38	8				CVVUCR	33	211121 J02	118	
007	PACS DC Supply Gr 3 . CaN13		PD2.-	-	P008	241SS-38	8				CVVUCR	33	211121 J02	125	
023	PACS DC Supply Gr 3 . CN1s3		PD2.-	-	P008	241SS-38	8				CVVUCR	33	211121 J02	126	
008	PACS DC Supply Gr 3 . CaN23		PD2.-	-	P008	241SS-38	8				CVVUCR	33	211121 J02	110	
024	PACS DC Supply Gr 3 . CN2s3		PD2.-	-	P008	241SS-38	8				CVVUCR	33	211121 J02	119	
009	PACS DC Supply Gr 3 . VDDr3		PD2.-	-	P008	241SS-38	8				CVVUCR	33	211121 J02	127	
025	PACS DC Supply Gr 3 . VDrs3		PD2.-	-	P008	241SS-38	8				CVVUCR	33	211121 J02	128	
010	PACS DC Supply Gr 3 . LVL3		PD2.-	-	P008	241SS-38	8				CVVUCR	33	211121 J02	111	
026	PACS DC Supply Gr 3 . LVLs3		PD2.-	-	P008	241SS-38	8				CVVUCR	33	211121 J02	120	
011	PACS DC Supply Gr 3 . WELL3		PD2.-	-	P008	241SS-38	8				CVVUCR	33	211121 J02	121	
027	PACS DC Supply Gr 3 . WELs3		PD2.-	-	P008	241SS-38	8				CVVUCR	33	211121 J02	114	
012	PACS DC Supply Gr 3 . SUB3		PD2.-	-	P008	241SS-38	8				CVVUCR	33	211121 J02	112	
028	PACS DC Supply Gr 3 . SUBs3		PD2.-	-	P008	241SS-38	8				CVVUCR	33	211121 J02	113	
-															
029	PACS Detec Bias Gr 3 . Zero3		PD3.-	-	P009	061SS-38	9			800 Ohm, 0.010 mA	CVVUCR	33	211121 J02	104	
014	PACS Detec Bias Gr 3 . Zers3		PD3.-	-	P009	061SS-38	9				CVVUCR	33	211121 J02	103	
030	PACS Detec Bias Gr 3 . Gnd3		PD3.-	-	P009	061SS-38	9				CVVUCR	33	211121 J02	092	
015	PACS Detec Bias Gr 3 . GnSe3		PD3.-	-	P009	061SS-38	9				CVVUCR	33	211121 J02	102	
031	PACS Detec Bias Gr 3 . R3		PD3.-	-	P009	061SS-38	9				CVVUCR	33	211121 J02	093	
016	PACS Detec Bias Gr 3 . Rs3		PD3.-	-	P009	061SS-38	9				CVVUCR	33	211121 J02	091	
013	PACS Detec Bias Gr 3 . SH009		PD3.-	-	P009	061SS-38	9			Cable P009 Shield	CVVUCR	33	211121 J02	090	
001	NC														
017	NC														
002	NC														
-	Overall Shield									No Overall Shield from FPU to FTHs					

Astrium GmbH	**Pin Allocation List** (Harness)	Doc.No.: HP-2-ASED-IC-0015
Project: HERSCHEL		Issue: 1.0 Date: 21.04.2004
		Sheet: PAL-1 (of 1)

Connector: 131100 P21 **Function:** FPU to DECSWL LogSigGedetSup G3 (7) **Conn.-Type:** MWDM2L-15P-6C3-.630

Item: HPFPU **Location:** 70 / Optical Bench **Backshell:** BS-SS-17B-01

EMC-Category: 3C/LL Sig H in Cryostat

Pin	Signal Designation	Interface-Code Circuit	Signal	Pos.	Ch. ID	Wiring	Grouping: Shd	Cable	Twist	Comment	Target-Item	Location	Connector	Pin	New
001	PACS Logic Supply Gr 3 . SELC3		PD1.-	-	P007	111SS-38				400/800 Ohm, 0.03/0.01 mA	CVVUCR	33	211121 J02	089	3.
009	PACS Logic Supply Gr 3 . SEL13		PD1.-	-	P007	111SS-38					CVVUCR	33	211121 J02	101	3.
002	PACS Logic Supply Gr 3 . SEL23		PD1.-	-	P007	111SS-38					CVVUCR	33	211121 J02	100	3.
010	PACS Logic Supply Gr 3 . CaDs3		PD1.-	-	P007	111SS-38					CVVUCR	33	211121 J02	088	3.
003	PACS Logic Supply Gr 3 . CaD3		PD1.-	-	P007	111SS-38					CVVUCR	33	211121 J02	087	3.
011	PACS Logic Supply Gr 3 . CnDs3		PD1.-	-	P007	111SS-38					CVVUCR	33	211121 J02	099	3.
004	PACS Logic Supply Gr 3 . CnD3		PD1.-	-	P007	111SS-38					CVVUCR	33	211121 J02	098	3.
012	PACS Logic Supply Gr 3 . VDDs3		PD1.-	-	P007	111SS-38					CVVUCR	33	211121 J02	086	3.
005	PACS Logic Supply Gr 3 . VDD3		PD1.-	-	P007	111SS-38				2 Wires	CVVUCR	33	211121 J02	097	3.
005	PACS Logic Supply Gr 3 . VDD3		PD1.-	-	P007	111SS-38				2 Wires	CVVUCR	33	211121 J02	097	3.
013	PACS Logic Supply Gr 3 . SH007		PD1.-	-	P007	111SS-38				Cable P007 Shield	CVVUCR	33	211121 J02	085	3.
006	NC														
-	Wire not used			-						1 Wire not used in Cable					
014	NC														
007	NC														
015	NC														
008	NC														
-	Overall Shield									No Overall Shield from FPU to FTHs					

Astrium GmbH	**Pin Allocation List**	Doc.No.: HP-2-ASED-IC-0015
Project: HERSCHEL	**(Harness)**	Issue: 1.0 Date: 21.04.2004
		Sheet: PAL-1 (of 1)

Connector: 131100 P22 **Function:** FPU to DECSWL GeGaDcSup G3 (15a,46-52) **Conn.-Type:** MWDM2L-25P-6C3-.630

Item: HPFPU **Location:** 70 / Optical Bench **Backshell:** BS-SS-17C-01

EMC-Category: 3C/LL Sig H in Cryostat

		Interface-Code					Grouping:								
Pin	**Signal Designation**	**Circuit**	**Signal**	**Pos.**	**Ch. ID**	**Wiring**	**Shd**	**Cable**	**Twist**	**Comment**	**Target-Item**	**Location**	**Connector**	**Pin**	**New**
002	PACS Detec Out 01 . 3		PDO.-	-	P046	012SS-38	46			Steel 012SS38 TRIAX	CVVUCR	33	211121 J02	070	
014	PACS Detec Out 01 . I		PDO.-	-	P046	012SS-38	46			inner Shield	CVVUCR	33	211121 J02	069	
015	PACS Detec Out 01 . O		PDO.-	-	P046	012SS-38	46			outer Shield	CVVUCR	33	211121 J02	081	
-															
016	PACS Detec Out 02 . 3		PDO.-	-	P047	012SS-38	47			Steel 012SS38 TRIAX	CVVUCR	33	211121 J02	079	
003	PACS Detec Out 02 . I		PDO.-	-	P047	012SS-38	47			inner Shield	CVVUCR	33	211121 J02	080	
004	PACS Detec Out 02 . O		PDO.-	-	P047	012SS-38	47			outer Shield	CVVUCR	33	211121 J02	068	
-															
005	PACS Detec Out 03 . 3		PDO.-	-	P048	012SS-38	48			Steel 012SS38 TRIAX	CVVUCR	33	211121 J02	066	
017	PACS Detec Out 03 . I		PDO.-	-	P048	012SS-38	48			inner Shield	CVVUCR	33	211121 J02	078	
018	PACS Detec Out 03 . O		PDO.-	-	P048	012SS-38	48			outer Shield	CVVUCR	33	211121 J02	067	
-															
019	PACS Detec Out 04 . 3		PDO.-	-	P049	012SS-38	49			Steel 012SS38 TRIAX	CVVUCR	33	211121 J02	076	
006	PACS Detec Out 04 . I		PDO.-	-	P049	012SS-38	49			inner Shield	CVVUCR	33	211121 J02	065	
007	PACS Detec Out 04 . O		PDO.-	-	P049	012SS-38	49			outer Shield	CVVUCR	33	211121 J02	077	
-															
008	PACS Detec Out 05 . 3		PDO.-	-	P050	012SS-38	50			Steel 012SS38 TRIAX	CVVUCR	33	211121 J02	073	
020	PACS Detec Out 05 . I		PDO.-	-	P050	012SS-38	50			inner Shield	CVVUCR	33	211121 J02	062	
021	PACS Detec Out 05 . O		PDO.-	-	P050	012SS-38	50			outer Shield	CVVUCR	33	211121 J02	074	
-															
022	PACS Detec Out 06 . 3		PDO.-	-	P051	012SS-38	51			Steel 012SS38 TRIAX	CVVUCR	33	211121 J02	095	
009	PACS Detec Out 06 . I		PDO.-	-	P051	012SS-38	51			inner Shield	CVVUCR	33	211121 J02	084	
010	PACS Detec Out 06 . O		PDO.-	-	P051	012SS-38	51			outer Shield	CVVUCR	33	211121 J02	096	
-															
011	PACS Detec Out 07 . 3		PDO.-	-	P052	012SS-38	52			Steel 012SS38 TRIAX	CVVUCR	33	211121 J02	071	
023	PACS Detec Out 07 . I		PDO.-	-	P052	012SS-38	52			inner Shield	CVVUCR	33	211121 J02	083	
024	PACS Detec Out 07 . O		PDO.-	-	P052	012SS-38	52			outer Shield	CVVUCR	33	211121 J02	072	
-															
025	PACS Detec Outref a Gr 3 . 3		PDR.-	-	P15A	012SS-38	15			Steel 012SS38 TRIAX	CVVUCR	33	211121 J02	048	
012	PACS Detec Outref a Gr 3 . I		PDR.-	-	P15A	012SS-38	15			inner Shield	CVVUCR	33	211121 J02	049	
013	PACS Detec Outref a Gr 3 . O		PDR.-	-	P15A	012SS-38	15			outer Shield	CVVUCR	33	211121 J02	060	
001	NC														
-	Overall Shield									No Overall Shd from FPU to FTHs					

Astrium GmbH	**Pin Allocation List**	Doc.No.: HP-2-ASED-IC-0015
Project: HERSCHEL	**(Harness)**	Issue: 1.0 Date: 21.04.2004
		Sheet: PAL-1 (of 2)

Connector: 131100 P23 **Function:** FPU to DECSWL GeGaOutClkSyG3 (15b,53-60) **Conn.-Type:** MWDM2L-25P-6C3-.630

Item: HPFPU **Location:** 70 / Optical Bench **Backshell:** BS-SS-17C-01

EMC-Category: 3C/LL Sig H in Cryostat

		Interface-Code					Grouping:								
Pin	**Signal Designation**	**Circuit**	**Signal**	**Pos.**	**Ch. ID**	**Wiring**	**Shd**	**Cable**	**Twist**	**Comment**	**Target-Item**	**Location**	**Connector**	**Pin**	**New**
002	PACS Detec Out 08 . 3		PDO.-	-	P053	012SS-38	53			Steel 012SS38 TRIAX	CVVUCR	33	211121 J02	063	
014	PACS Detec Out 08 . I		PDO.-	-	P053	012SS-38	53			inner Shield	CVVUCR	33	211121 J02	075	
015	PACS Detec Out 08 . O		PDO.-	-	P053	012SS-38	53			outer Shield	CVVUCR	33	211121 J02	064	
-															
016	PACS Detec Out 09 . 3		PDO.-	-	P054	012SS-38	54			Steel 012SS38 TRIAX	CVVUCR	33	211121 J02	047	
003	PACS Detec Out 09 . I		PDO.-	-	P054	012SS-38	54			inner Shield	CVVUCR	33	211121 J02	046	
004	PACS Detec Out 09 . O		PDO.-	-	P054	012SS-38	54			outer Shield	CVVUCR	33	211121 J02	058	
-															
005	PACS Detec Out 10 . 3		PDO.-	-	P055	012SS-38	55			Steel 012SS38 TRIAX	CVVUCR	33	211121 J02	057	
017	PACS Detec Out 10 . I		PDO.-	-	P055	012SS-38	55			inner Shield	CVVUCR	33	211121 J02	056	
018	PACS Detec Out 10 . O		PDO.-	-	P055	012SS-38	55			outer Shield	CVVUCR	33	211121 J02	045	
-															
019	PACS Detec Out 11 . 3		PDO.-	-	P056	012SS-38	56			Steel 012SS38 TRIAX	CVVUCR	33	211121 J02	044	
006	PACS Detec Out 11 . I		PDO.-	-	P056	012SS-38	56			inner Shield	CVVUCR	33	211121 J02	043	
007	PACS Detec Out 11 . O		PDO.-	-	P056	012SS-38	56			outer Shield	CVVUCR	33	211121 J02	055	
-															
008	PACS Detec Out 12 . 3		PDO.-	-	P057	012SS-38	57			Steel 012SS38 TRIAX	CVVUCR	33	211121 J02	042	
020	PACS Detec Out 12 . I		PDO.-	-	P057	012SS-38	57			inner Shield	CVVUCR	33	211121 J02	053	
021	PACS Detec Out 12 . O		PDO.-	-	P057	012SS-38	57			outer Shield	CVVUCR	33	211121 J02	054	
-															
022	PACS Detec Out 13 . 3		PDO.-	-	P058	012SS-38	58			Steel 012SS38 TRIAX	CVVUCR	33	211121 J02	040	
009	PACS Detec Out 13 . I		PDO.-	-	P058	012SS-38	58			inner Shield	CVVUCR	33	211121 J02	041	
010	PACS Detec Out 13 . O		PDO.-	-	P058	012SS-38	58			outer Shield	CVVUCR	33	211121 J02	052	
-															
011	PACS Detec Outref b Gr 3 . 3		PDR.-	-	P15B	012SS-38	15			Steel 012SS38 TRIAX	CVVUCR	33	211121 J02	050	
023	PACS Detec Outref b Gr 3 . I		PDR.-	-	P15B	012SS-38	15			inner Shield	CVVUCR	33	211121 J02	039	
024	PACS Detec Outref b Gr 3 . O		PDR.-	-	P15B	012SS-38	15			outer Shield	CVVUCR	33	211121 J02	051	
-															
012	PACS Detec Synch Gr 3 . SIG		PDS.-	-	P059	021SS-38	59			400 Ohm, 0.020 mA 2 Wires	CVVUCR	33	211121 J02	017	
012	PACS Detec Synch Gr 3 . SIG		PDS.-	-	P059	021SS-38	59			400 Ohm, 0.020 mA 2 Wires	CVVUCR	33	211121 J02	017	3.
025	PACS Detec Synch Gr 3 . SH059		PDS.-	-	P059	021SS-38	59			Shd cable P59 daisy ch to Pin 25 at FPU side	CVVUCR	33	211121 J02	009	
-															
013	PACS Detec Clock Gr 3 . SIG		PDC.-	-	P060	021SS-38	60			400 Ohm, 0.250 mA 2 Wires	CVVUCR	33	211121 J02	018	
013	PACS Detec Clock Gr 3 . SIG		PDC.-	-	P060	021SS-38	60			400 Ohm, 0.250 mA 2 Wires	CVVUCR	33	211121 J02	018	3.
025	PACS Detec Clock Gr 3 . SH060		PDC.-	-	P060	021SS-38	60			Shd cable P60 daisy ch to pin 25 at FPU side	CVVUCR	33	211121 J02	028	
001	NC														

Astrium GmbH	**Pin Allocation List** (Harness)	Doc.No.: HP-2-ASED-IC-0015
Project: HERSCHEL		Issue: 1.0 Date: 21.04.2004
		Sheet: PAL-2 (of 2)

Connector: 131100 P23 **Function:** FPU to DECSWL GeGaOutClkSyG3 (15b,53-60) **Conn.-Type:** MWDM2L-25P-6C3-.630

Item: HPFPU **Location:** 70 / Optical Bench **Backshell:** BS-SS-17C-01

EMC-Category: 3C/LL Sig H in Cryostat

Pin	Signal Designation	Interface-Code Circuit	Signal	Pos.	Ch. ID	Wiring	Grouping: Shd	Cable	Twist	Comment	Target-Item	Location	Connector	Pin	New
-	Overall Shield									No Overall Shd from FPU to FTHs					

Astrium GmbH	**Pin Allocation List** (Harness)	Doc.No.: HP-2-ASED-IC-0015
Project: HERSCHEL		Issue: 1.0 Date: 21.04.2004
		Sheet: PAL-1 (of 1)

Connector: 131100 P24 **Function:** FPU to DECSWL GeGaTemSensG3/4 (76) **Conn.-Type:** MWDM2L-15P-6C3-.630

Item: HPFPU **Location:** 70 / Optical Bench **Backshell:** BS-SS-17B-01

EMC-Category: 3C/LL Sig H in Cryostat

Pin	Signal Designation	Interface-Code Circuit	Signal	Pos.	Ch. ID	Wiring	Grouping: Shd	Cable	Twist	Comment	Target-Item	Location	Connector	Pin	New
009	PACS Detec Tsens+H Sup 3/4 . I163		PD4.-	-	P076	191SS-38	76			400/800 Ohm, 0.1/0.01 mA	CVVUCR	33	211121 J02	010	
002	PACS Detec Tsens+H Sup 3/4 . U163		PD4.-	-	P076	191SS-38	76				CVVUCR	33	211121 J02	019	
010	PACS Detec Tsens+H Sup 3/4 . U263		PD4.-	-	P076	191SS-38	76				CVVUCR	33	211121 J02	011	
003	PACS Detec Tsens+H Sup 3/4 . U363		PD4.-	-	P076	191SS-38	76				CVVUCR	33	211121 J02	020	
011	PACS Detec Tsens+H Sup 3/4 . I263		PD4.-	-	P076	191SS-38	76				CVVUCR	33	211121 J02	012	
004	PACS Detec Tsens+H Sup 3/4 . I1194		PD4.-	-	P076	191SS-38	76				CVVUCR	33	211121 J02	021	
012	PACS Detec Tsens+H Sup 3/4 . U1194		PD4.-	-	P076	191SS-38	76				CVVUCR	33	211121 J02	013	
005	PACS Detec Tsens+H Sup 3/4 . U2194		PD4.-	-	P076	191SS-38	76				CVVUCR	33	211121 J02	022	
013	PACS Detec Tsens+H Sup 3/4 . U3194		PD4.-	-	P076	191SS-38	76				CVVUCR	33	211121 J02	014	
006	PACS Detec Tsens+H Sup 3/4 . I2194		PD4.-	-	P076	191SS-38	76				CVVUCR	33	211121 J02	023	
014	PACS Detec Tsens+H Sup 3/4 . He1hi		PD4.-	-	P076	191SS-38	76			2 Wires	CVVUCR	33	211121 J02	004	
014	PACS Detec Tsens+H Sup 3/4 . He1hi		PD4.-	-	P076	191SS-38	76			2 Wires	CVVUCR	33	211121 J02	004	3.
007	PACS Detec Tsens+H Sup 3/4 . He1lo		PD4.-	-	P076	191SS-38	76			2 Wires	CVVUCR	33	211121 J02	005	
007	PACS Detec Tsens+H Sup 3/4 . He1lo		PD4.-	-	P076	191SS-38	76			2 Wires	CVVUCR	33	211121 J02	005	3.
015	PACS Detec Tsens+H Sup 3/4 . He2hi		PD4.-	-	P076	191SS-38	76			2 Wires	CVVUCR	33	211121 J02	006	
015	PACS Detec Tsens+H Sup 3/4 . He2hi		PD4.-	-	P076	191SS-38	76			2 Wires	CVVUCR	33	211121 J02	006	3.
008	PACS Detec Tsens+H Sup 3/4 . He2lo		PD4.-	-	P076	191SS-38	76			2 Wires	CVVUCR	33	211121 J02	007	
008	PACS Detec Tsens+H Sup 3/4 . He2lo		PD4.-	-	P076	191SS-38	76			2 Wires	CVVUCR	33	211121 J02	007	3.
001	PACS Detec Tsens+H Sup 3/4 . SH076		PD4.-	-	P076	191SS-38	76			Cable P76 Shield	CVVUCR	33	211121 J02	003	
-															
-	Overall Shield									Overall Shd from FPU to FTHs					

Astrium GmbH	**Pin Allocation List**	Doc.No.: HP-2-ASED-IC-0015
Project: HERSCHEL	**(Harness)**	Issue: 1.0 Date: 21.04.2004
		Sheet: PAL-1 (of 1)

Connector: 131100 P25 **Function:** FPU to DECSWL OutClkSyG4 (16b,68-74) **Conn.-Type:** MWDM2L-25P-6C3-.630

Item: HPFPU **Location:** 70 / Optical Bench **Backshell:** BS-SS-17C-01

EMC-Category: 3C/LL Sig H in Cryostat

Pin	Signal Designation	Interface-Code Circuit	Signal	Pos.	Ch. ID	Wiring	Grouping: Shd	Cable	Twist	Comment	Target-Item	Location	Connector	Pin	New
002	PACS Detec Out 21 4 . 4		PDO.-	-	P068	012SS-38	68			Steel 012SS38 TRIAX	CVVUCR	33	211121 J01	093	
014	PACS Detec Out 21 4 . I		PDO.-	-	P068	012SS-38	68			inner Shield	CVVUCR	33	211121 J01	092	
015	PACS Detec Out 21 4 . O		PDO.-	-	P068	012SS-38	68			outer Shield	CVVUCR	33	211121 J01	100	
-															
016	PACS Detec Out 22 4 . 4		PDO.-	-	P069	012SS-38	69			Steel 012SS38 TRIAX	CVVUCR	33	211121 J01	099	
003	PACS Detec Out 22 4 . I		PDO.-	-	P069	012SS-38	69			inner Shield	CVVUCR	33	211121 J01	098	
004	PACS Detec Out 22 4 . O		PDO.-	-	P069	012SS-38	69			outer Shield	CVVUCR	33	211121 J01	091	
-															
005	PACS Detec Out 23 4 . 4		PDO.-	-	P070	012SS-38	70			Steel 012SS38 TRIAX	CVVUCR	33	211121 J01	090	
017	PACS Detec Out 23 4 . I		PDO.-	-	P070	012SS-38	70			inner Shield	CVVUCR	33	211121 J01	081	
018	PACS Detec Out 23 4 . O		PDO.-	-	P070	012SS-38	70			outer Shield	CVVUCR	33	211121 J01	089	
-															
019	PACS Detec Out 24 4 . 4		PDO.-	-	P071	012SS-38	71			Steel 012SS38 TRIAX	CVVUCR	33	211121 J01	096	
006	PACS Detec Out 24 4 . I		PDO.-	-	P071	012SS-38	71			inner Shield	CVVUCR	33	211121 J01	095	
007	PACS Detec Out 24 4 . O		PDO.-	-	P071	012SS-38	71			outer Shield	CVVUCR	33	211121 J01	097	
-															
008	PACS Detec Out 25 4 . 4		PDO.-	-	P072	012SS-38	72			Steel 012SS38 TRIAX	CVVUCR	33	211121 J01	087	
020	PACS Detec Out 25 4 . I		PDO.-	-	P072	012SS-38	72			inner Shield	CVVUCR	33	211121 J01	094	
021	PACS Detec Out 25 4 . O		PDO.-	-	P072	012SS-38	72			outer Shield	CVVUCR	33	211121 J01	088	
-															
011	PACS Detec Outref b Gr 4 . 4		PDR.-	-	P16B	012SS-38	16			Steel 012SS38 TRIAX	CVVUCR	33	211121 J01	080	
023	PACS Detec Outref b Gr 4 . I		PDR.-	-	P16B	012SS-38	16			inner Shield	CVVUCR	33	211121 J01	070	
024	PACS Detec Outref b Gr 4 . O		PDR.-	-	P16B	012SS-38	16			outer Shield	CVVUCR	33	211121 J01	079	
-															
012	PACS Detec Synch Gr 4 . SIG		PDS.-	-	P073	021SS-38	73			400 Ohm, 0.020 mA 2 Wires	CVVUCR	33	211121 J01	086	
012	PACS Detec Synch Gr 4 . SIG		PDS.-	-	P073	021SS-38	73			400 Ohm, 0.020 mA 2 Wires	CVVUCR	33	211121 J01	086	3.
025	PACS Detec Synch Gr 4 . SH073		PDS.-	-	P073	021SS-38	73			Shd cable P73/74 daisy chained	CVVUCR	33	211121 J01	077	
-															
013	PACS Detec Clock Gr 4 . SIG		PDC.-	-	P074	021SS-38	74			400 Ohm, 0.250 mA 2 Wires	CVVUCR	33	211121 J01	068	
013	PACS Detec Clock Gr 4 . SIG		PDC.-	-	P074	021SS-38	74			400 Ohm, 0.250 mA 2 Wires	CVVUCR	33	211121 J01	068	3.
025	PACS Detec Clock Gr 4 . SH074		PDC.-	-	P074	021SS-38	74			Shd cable P74/73 daisy chained	CVVUCR	33	211121 J01	078	
001	NC														
009	NC														
022	NC														
010	NC														
-	Overall Shield									No Overall Shd from FPU to FTHs					

Astrium GmbH	**Pin Allocation List**	Doc.No.: HP-2-ASED-IC-0015
Project: HERSCHEL	**(Harness)**	Issue: 1.0 Date: 21.04.2004
		Sheet: PAL-1 (of 1)

Connector: 131100 P26 **Function:** FPU to DECSWL GeGaOutG4 (16a,61-67) **Conn.-Type:** MWDM2L-25P-6C3-.630

Item: HPFPU **Location:** 70 / Optical Bench **Backshell:** BS-SS-17C-01

EMC-Category: 3C/LL Sig H in Cryostat

		Interface-Code					Grouping:								
Pin	**Signal Designation**	**Circuit**	**Signal**	**Pos.**	**Ch. ID**	**Wiring**	**Shd**	**Cable**	**Twist**	**Comment**	**Target-Item**	**Location**	**Connector**	**Pin**	**New**
002	PACS Detec Out 14 4 . 4		PDO.-	-	P061	012SS-38	61			Steel 012SS38 TRIAX	CVVUCR	33	211121 J01	076	
014	PACS Detec Out 14 4 . I	SHD	PDO.-	-	P061	012SS-38	61			inner Shield	CVVUCR	33	211121 J01	075	
015	PACS Detec Out 14 4 . O	SHD	PDO.-	-	P061	012SS-38	61			outer Shield	CVVUCR	33	211121 J01	085	
-															
016	PACS Detec Out 15 4 . 4		PDO.-	-	P062	012SS-38	62			Steel 012SS38 TRIAX	CVVUCR	33	211121 J01	074	
003	PACS Detec Out 15 4 . I	SHD	PDO.-	-	P062	012SS-38	62			inner Shield	CVVUCR	33	211121 J01	083	
004	PACS Detec Out 15 4 . O	SHD	PDO.-	-	P062	012SS-38	62			outer Shield	CVVUCR	33	211121 J01	084	
-															
005	PACS Detec Out 16 4 . 4		PDO.-	-	P063	012SS-38	63			Steel 012SS38 TRIAX	CVVUCR	33	211121 J01	072	
017	PACS Detec Out 16 4 . I	SHD	PDO.-	-	P063	012SS-38	63			inner Shield	CVVUCR	33	211121 J01	073	
018	PACS Detec Out 16 4 . O	SHD	PDO.-	-	P063	012SS-38	63			outer Shield	CVVUCR	33	211121 J01	082	
-															
019	PACS Detec Out 17 4 . 4		PDO.-	-	P064	012SS-38	64			Steel 012SS38 TRIAX	CVVUCR	33	211121 J01	061	
006	PACS Detec Out 17 4 . I	SHD	PDO.-	-	P064	012SS-38	64			inner Shield	CVVUCR	33	211121 J01	071	
007	PACS Detec Out 17 4 . O	SHD	PDO.-	-	P064	012SS-38	64			outer Shield	CVVUCR	33	211121 J01	060	
-															
008	PACS Detec Out 18 4 . 4		PDO.-	-	P065	012SS-38	65			Steel 012SS38 TRIAX	CVVUCR	33	211121 J01	059	
020	PACS Detec Out 18 4 . I	SHD	PDO.-	-	P065	012SS-38	65			inner Shield	CVVUCR	33	211121 J01	058	
021	PACS Detec Out 18 4 . O	SHD	PDO.-	-	P065	012SS-38	65			outer Shield	CVVUCR	33	211121 J01	069	
-															
022	PACS Detec Out 19 4 . 4		PDO.-	-	P066	012SS-38	66			Steel 012SS38 TRIAX	CVVUCR	33	211121 J01	055	
009	PACS Detec Out 19 4 . I	SHD	PDO.-	-	P066	012SS-38	66			inner Shield	CVVUCR	33	211121 J01	066	
010	PACS Detec Out 19 4 . O	SHD	PDO.-	-	P066	012SS-38	66			outer Shield	CVVUCR	33	211121 J01	065	
-															
011	PACS Detec Out 20 4 . 4		PDO.-	-	P067	012SS-38	67			Steel 021SS38 TRIAX	CVVUCR	33	211121 J01	053	
023	PACS Detec Out 20 4 . I	SHD	PDO.-	-	P067	012SS-38	67			inner Shield	CVVUCR	33	211121 J01	054	
024	PACS Detec Out 20 4 . O	SHD	PDO.-	-	P067	012SS-38	67			outer Shield	CVVUCR	33	211121 J01	064	
-															
025	PACS Detec Outref a Gr 4 . 4		PDR.-	-	P16A	012SS-38	16			Steel 021SS38 TRIAX	CVVUCR	33	211121 J01	052	
012	PACS Detec Outref a Gr 4 . I	SHD	PDR.-	-	P16A	012SS-38	16			inner Shield	CVVUCR	33	211121 J01	051	
013	PACS Detec Outref a Gr 4 . O	SHD	PDR.-	-	P16A	012SS-38	16			outer Shield	CVVUCR	33	211121 J01	062	
001	NC														
-	Overall Shield									No Overall Shd from FPU to FTHs					

Astrium GmbH	**Pin Allocation List** (Harness)	Doc.No.: HP-2-ASED-IC-0015
Project: HERSCHEL		Issue: 1.0 Date: 21.04.2004
		Sheet: PAL-1 (of 1)

Connector: 131100 P27 **Function:** FPU to DECSWL LogSigGedetSupG4 (10) **Conn.-Type:** MWDM2L-15P-6C3-.630

Item: HPFPU **Location:** 70 / Optical Bench **Backshell:** BS-SS-17B-01

EMC-Category: 3C/LL Sig H in Cryostat

Pin	Signal Designation	Interface-Code Circuit	Signal	Pos.	Ch. ID	Wiring	Grouping: Shd	Cable	Twist	Comment	Target-Item	Location	Connector	Pin	New
001	PACS Logic Supply Gr 4 . SELC4		PD1.-	-	P010	111SS-38	10			400/800 Ohm, 0.03/0.01 mA	CVVUCR	33	211121 J01	041	
009	PACS Logic Supply Gr 4 . SEL14		PD1.-	-	P010	111SS-38	10				CVVUCR	33	211121 J01	031	
002	PACS Logic Supply Gr 4 . SEL24		PD1.-	-	P010	111SS-38	10				CVVUCR	33	211121 J01	042	
010	PACS Logic Supply Gr 4 . CaDs4		PD1.-	-	P010	111SS-38	10				CVVUCR	33	211121 J01	032	
003	PACS Logic Supply Gr 4 . CaD4		PD1.-	-	P010	111SS-38	10				CVVUCR	33	211121 J01	043	
011	PACS Logic Supply Gr 4 . CnDs4		PD1.-	-	P010	111SS-38	10				CVVUCR	33	211121 J01	033	
004	PACS Logic Supply Gr 4 . CnD4		PD1.-	-	P010	111SS-38	10				CVVUCR	33	211121 J01	044	
012	PACS Logic Supply Gr 4 . VDds4		PD1.-	-	P010	111SS-38	10				CVVUCR	33	211121 J01	034	
005	PACS Logic Supply Gr 4 . VDDd4		PD1.-	-	P010	111SS-38	10			2 Wires	CVVUCR	33	211121 J01	045	
005	PACS Logic Supply Gr 4 . VDDd4		PD1.-	-	P010	111SS-38	10			2 Wires	CVVUCR	33	211121 J01	045	3.
013	PACS Logic Supply Gr 4 . SH010		PD1.-	-	P010	111SS-38	10			Cable P010 Shield	CVVUCR	33	211121 J01	030	
006	NC														
-	Wire not used			-						1wire in cable not used					
014	NC														
007	NC														
015	NC														
008	NC														
-	Overall Shield									No Overall Shd from FPU to FTHs					

Astrium GmbH	**Pin Allocation List**	Doc.No.: HP-2-ASED-IC-0015
Project: HERSCHEL	**(Harness)**	Issue: 1.0 Date: 21.04.2004
		Sheet: PAL-1 (of 1)

Connector: 131100 P28 **Function:** FPU to DECSWL GeGaDcSupG4 (11,12) **Conn.-Type:** MWDM2L-31P-6C3-.630

Item: HPFPU **Location:** 70 / Optical Bench **Backshell:** BS-LS-17E-01

EMC-Category: 3C/LL Sig H in Cryostat

		Interface-Code					Grouping:								
Pin	**Signal Designation**	**Circuit**	**Signal**	**Pos.**	**Ch. ID**	**Wiring**	**Shd**	**Cable**	**Twist**	**Comment**	**Target-Item**	**Location**	**Connector**	**Pin**	**New**
003	PACS DC Supply Gr 4 . VDDa4		PD2.-	-	P011	241SS-38	11			2 Wires	CVVUCR	33	211121 J01	009	
003	PACS DC Supply Gr 4 . VDDa4		PD2.-	-	P011	241SS-38	11			2 Wires	CVVUCR	33	211121 J01	009	3.
019	PACS DC Supply Gr 4 . VDas4		PD2.-	-	P011	241SS-38	11				CVVUCR	33	211121 J01	018	
004	PACS DC Supply Gr 4 . VSS4		PD2.-	-	P011	241SS-38	11			2 Wires	CVVUCR	33	211121 J01	010	
004	PACS DC Supply Gr 4 . VSS4		PD2.-	-	P011	241SS-38	11			2 Wires	CVVUCR	33	211121 J01	010	3.
020	PACS DC Supply Gr 4 . VSSs4		PD2.-	-	P011	241SS-38	11				CVVUCR	33	211121 J01	019	
005	PACS DC Supply Gr 4 . CasP4		PD2.-	-	P011	241SS-38	11			400/800 Ohm, 0.3/0.01 mA	CVVUCR	33	211121 J01	011	
021	PACS DC Supply Gr 4 . CaPs4		PD2.-	-	P011	241SS-38	11				CVVUCR	33	211121 J01	020	
006	PACS DC Supply Gr 4 . CasN4		PD2.-	-	P011	241SS-38	11				CVVUCR	33	211121 J01	012	
022	PACS DC Supply Gr 4 . CaNs4		PD2.-	-	P011	241SS-38	11				CVVUCR	33	211121 J01	021	
007	PACS DC Supply Gr 4 . CaN14		PD2.-	-	P011	241SS-38	11				CVVUCR	33	211121 J01	013	
023	PACS DC Supply Gr 4 . CN1s4		PD2.-	-	P011	241SS-38	11				CVVUCR	33	211121 J01	022	
008	PACS DC Supply Gr 4 . CaN24		PD2.-	-	P011	241SS-38	11				CVVUCR	33	211121 J01	014	
024	PACS DC Supply Gr 4 . CN2s4		PD2.-	-	P011	241SS-38	11				CVVUCR	33	211121 J01	023	
009	PACS DC Supply Gr 4 . VDDr4		PD2.-	-	P011	241SS-38	11				CVVUCR	33	211121 J01	015	
025	PACS DC Supply Gr 4 . VDrs4		PD2.-	-	P011	241SS-38	11				CVVUCR	33	211121 J01	024	
010	PACS DC Supply Gr 4 . LVL4		PD2.-	-	P011	241SS-38	11				CVVUCR	33	211121 J01	006	
026	PACS DC Supply Gr 4 . LVLs4		PD2.-	-	P011	241SS-38	11				CVVUCR	33	211121 J01	007	
011	PACS DC Supply Gr 4 . WELL4		PD2.-	-	P011	241SS-38	11				CVVUCR	33	211121 J01	004	
027	PACS DC Supply Gr 4 . WELs4		PD2.-	-	P011	241SS-38	11				CVVUCR	33	211121 J01	005	
012	PACS DC Supply Gr 4 . SUB4		PD2.-	-	P011	241SS-38	11				CVVUCR	33	211121 J01	002	
028	PACS DC Supply Gr 4 . SUBs4		PD2.-	-	P011	241SS-38	11				CVVUCR	33	211121 J01	003	
018	PACS DC Supply Gr 4 . SH011		PD2.-	-	P011	241SS-38	11			Cable P011 Shield	CVVUCR	33	211121 J01	001	
-															
029	PACS Detec Bias Gr 4 . Zero4		PD3.-	-	P012	061SS-38	12			800 Ohm, 0.010 mA	CVVUCR	33	211121 J01	027	
014	PACS Detec Bias Gr 4 . Zers4		PD3.-	-	P012	061SS-38	12				CVVUCR	33	211121 J01	038	
030	PACS Detec Bias Gr 4 . Gnd4		PD3.-	-	P012	061SS-38	12				CVVUCR	33	211121 J01	028	
015	PACS Detec Bias Gr 4 . GnSe4		PD3.-	-	P012	061SS-38	12				CVVUCR	33	211121 J01	039	
031	PACS Detec Bias Gr 4 . R4		PD3.-	-	P012	061SS-38	12				CVVUCR	33	211121 J01	029	
016	PACS Detec Bias Gr 4 . Rs4		PD3.-	-	P012	061SS-38	12				CVVUCR	33	211121 J01	040	
013	PACS Detec Bias Gr 4 . SH012		PD3.-	-	P012	061SS-38	12			Cable P012 Shield	CVVUCR	33	211121 J01	037	
001	NC														
017	NC														
002	NC														
-	Overall Shield									No Overall Shd from FPU to FTHs					

Astrium GmbH	**Pin Allocation List**	Doc.No.: HP-2-ASED-IC-0015
Project: HERSCHEL	**(Harness)**	Issue: 1.0 Date: 21.04.2004
		Sheet: PAL-1 (of 2)

Connector: 131100 P50 **Function:** FPU to BOLC Diff Out FPU1 CL01 (601b,c) **Conn.-Type:** MWDM2L-37S-6C3-.630

Item: HPFPU **Location:** 70 / Optical Bench **Backshell:** BS-SS-17F-01

EMC-Category: 3C/LL Sig H in Cryostat

Pin	Signal Designation	Interface-Code Circuit	Signal	Pos.	Ch. ID	Wiring	Grouping: Shd	Cable	Twist	Comment	Target-Item	Location	Connector	Pin	New	
022	PACS S1-16 B 1 . REF16		PX1.-	-	P601	TP8SS-38	1			800 Ohm, 0.02 mA	CVVUCR	33	211121 J05	105		
004	PACS S1-16 B 1 . S16		PX1.-	-	P601	TP8SS-38	1				CVVUCR	33	211121 J05	115		
023	PACS S1-16 B 1 . REF15		PX1.-	-	P601	TP8SS-38	1			Cable 601b	CVVUCR	33	211121 J05	106		
005	PACS S1-16 B 1 . S15		PX1.-	-	P601	TP8SS-38	1				CVVUCR	33	211121 J05	107		
024	PACS S1-16 B 1 . REF14		PX1.-	-	P601	TP8SS-38	1				CVVUCR	33	211121 J05	122		
006	PACS S1-16 B 1 . S14		PX1.-	-	P601	TP8SS-38	1				CVVUCR	33	211121 J05	123		
025	PACS S1-16 B 1 . REF13		PX1.-	-	P601	TP8SS-38	1				CVVUCR	33	211121 J05	116		
007	PACS S1-16 B 1 . S13		PX1.-	-	P601	TP8SS-38	1			H08-02138SS	CVVUCR	33	211121 J05	117		3.
026	PACS S1-16 B 1 . REF12		PX1.-	-	P601	TP8SS-38	1				CVVUCR	33	211121 J05	108		
008	PACS S1-16 B 1 . S12		PX1.-	-	P601	TP8SS-38	1				CVVUCR	33	211121 J05	109		
027	PACS S1-16 B 1 . REF11		PX1.-	-	P601	TP8SS-38	1				CVVUCR	33	211121 J05	124		
009	PACS S1-16 B 1 . S11		PX1.-	-	P601	TP8SS-38	1				CVVUCR	33	211121 J05	125		
028	PACS S1-16 B 1 . REF10		PX1.-	-	P601	TP8SS-38	1				CVVUCR	33	211121 J05	118		
010	PACS S1-16 B 1 . S10		PX1.-	-	P601	TP8SS-38	1				CVVUCR	33	211121 J05	110		
029	PACS S1-16 B 1 . REF09		PX1.-	-	P601	TP8SS-38	1				CVVUCR	33	211121 J05	119		
011	PACS S1-16 B 1 . S09		PX1.-	-	P601	TP8SS-38	1				CVVUCR	33	211121 J05	126		
CH	PACS S1-16 B 1 . S601b		PX1.-	-	P601	TP8SS-38	1			Cable P601b daisy Ch to CH at FPU side	CVVUCR	33	211121 J05	094		
-																
030	PACS S1-16 B 1 . REF08		PX1.-	-	P601	TP8SS-38	2			800 Ohm, 0.02 mA	CVVUCR	33	211121 J05	127		
012	PACS S1-16 B 1 . S08		PX1.-	-	P601	TP8SS-38	2				CVVUCR	33	211121 J05	120		
031	PACS S1-16 B 1 . REF07		PX1.-	-	P601	TP8SS-38	2			Cable 601c	CVVUCR	33	211121 J05	128		
013	PACS S1-16 B 1 . S07		PX1.-	-	P601	TP8SS-38	2				CVVUCR	33	211121 J05	121		
032	PACS S1-16 B 1 . REF06		PX1.-	-	P601	TP8SS-38	2				CVVUCR	33	211121 J05	112		
014	PACS S1-16 B 1 . S06		PX1.-	-	P601	TP8SS-38	2				CVVUCR	33	211121 J05	102		
033	PACS S1-16 B 1 . REF05		PX1.-	-	P601	TP8SS-38	2				CVVUCR	33	211121 J05	113		
015	PACS S1-16 B 1 . S05		PX1.-	-	P601	TP8SS-38	2			H08-02138SS	CVVUCR	33	211121 J05	103	3.	3.
034	PACS S1-16 B 1 . REF04		PX1.-	-	P601	TP8SS-38	2				CVVUCR	33	211121 J05	091		
016	PACS S1-16 B 1 . S04		PX1.-	-	P601	TP8SS-38	2				CVVUCR	33	211121 J05	080		
035	PACS S1-16 B 1 . REF03		PX1.-	-	P601	TP8SS-38	2				CVVUCR	33	211121 J05	114		
017	PACS S1-16 B 1 . S03		PX1.-	-	P601	TP8SS-38	2				CVVUCR	33	211121 J05	104		
036	PACS S1-16 B 1 . REF02		PX1.-	-	P601	TP8SS-38	2				CVVUCR	33	211121 J05	092		
018	PACS S1-16 B 1 . S02		PX1.-	-	P601	TP8SS-38	2				CVVUCR	33	211121 J05	093		
037	PACS S1-16 B 1 . REF01		PX1.-	-	P601	TP8SS-38	2				CVVUCR	33	211121 J05	069		
019	PACS S1-16 B 1 . S01		PX1.-	-	P601	TP8SS-38	2				CVVUCR	33	211121 J05	081		
CH	PACS S1-16 B 1 . S601c		PX1.-	-	P601	TP8SS-38	2			Cable P601c daisy ch to CH at FPU side	CVVUCR	33	211121 J05	111		
001	NC															
020	NC															
002	NC															

Astrium GmbH	**Pin Allocation List** (Harness)	Doc.No.: HP-2-ASED-IC-0015
Project: HERSCHEL		Issue: 1.0 Date: 21.04.2004
		Sheet: PAL-2 (of 2)

Connector: 131100 P50 **Function:** FPU to BOLC Diff Out FPU1 CL01 (601b,c) **Conn.-Type:** MWDM2L-37S-6C3-.630

Item: HPFPU **Location:** 70 / Optical Bench **Backshell:** BS-SS-17F-01

EMC-Category: 3C/LL Sig H in Cryostat

Pin	Signal Designation	Interface-Code Circuit	Signal	Pos.	Ch. ID	Wiring	Grouping: Shd	Cable	Twist	Comment	Target-Item	Location	Connector	Pin	New
021	NC														
003	NC														
CH	Connector Case									Case connected to cable 601b+601c Shd					

Astrium GmbH	**Pin Allocation List**	Doc.No.: HP-2-ASED-IC-0015
Project: HERSCHEL	**(Harness)**	Issue: 1.0 Date: 21.04.2004
		Sheet: PAL-1 (of 2)

Connector: 131100 P51 **Function:** FPU to BOLC Diff Out FPU1 CL01 (602b,c) **Conn.-Type:** MWDM2L-37S-6C3-.630

Item: HPFPU **Location:** 70 / Optical Bench **Backshell:** BS-SS-17F-01

EMC-Category: 3C/LL Sig H in Cryostat

		Interface-Code					Grouping:							
Pin	**Signal Designation**	**Circuit**	**Signal**	**Pos.**	**Ch. ID**	**Wiring**	**Shd**	**Cable**	**Twist**	**Comment**	**Target-Item**	**Location**	**Connector**	**Pin**	**New**
022	PACS S17-32 B 1 . REF32		PX1.-	-	P602	TP8SS-38	1			800 Ohm, 0.02 mA	CVVUCR	33	211121 J05	026	
004	PACS S17-32 B 1 . S32		PX1.-	-	P602	TP8SS-38	1				CVVUCR	33	211121 J05	015	
023	PACS S17-32 B 1 . REF31		PX1.-	-	P602	TP8SS-38	1			Cable 602b	CVVUCR	33	211121 J05	016	
005	PACS S17-32 B 1 . S31		PX1.-	-	P602	TP8SS-38	1				CVVUCR	33	211121 J05	027	
024	PACS S17-32 B 1 . REF30		PX1.-	-	P602	TP8SS-38	1				CVVUCR	33	211121 J05	008	
006	PACS S17-32 B 1 . S30		PX1.-	-	P602	TP8SS-38	1				CVVUCR	33	211121 J05	001	
025	PACS S17-32 B 1 . REF29		PX1.-	-	P602	TP8SS-38	1				CVVUCR	33	211121 J05	028	
007	PACS S17-32 B 1 . S29		PX1.-	-	P602	TP8SS-38	1			H08-02138SS	CVVUCR	33	211121 J05	017	
026	PACS S17-32 B 1 . REF28		PX1.-	-	P602	TP8SS-38	1				CVVUCR	33	211121 J05	009	
008	PACS S17-32 B 1 . S28		PX1.-	-	P602	TP8SS-38	1				CVVUCR	33	211121 J05	002	
027	PACS S17-32 B 1 . REF27		PX1.-	-	P602	TP8SS-38	1				CVVUCR	33	211121 J05	018	
009	PACS S17-32 B 1 . S27		PX1.-	-	P602	TP8SS-38	1				CVVUCR	33	211121 J05	010	
028	PACS S17-32 B 1 . REF26		PX1.-	-	P602	TP8SS-38	1				CVVUCR	33	211121 J05	003	
010	PACS S17-32 B 1 . S26		PX1.-	-	P602	TP8SS-38	1				CVVUCR	33	211121 J05	004	
029	PACS S17-32 B 1 . REF25		PX1.-	-	P602	TP8SS-38	1				CVVUCR	33	211121 J05	011	
011	PACS S17-32 B 1 . S25		PX1.-	-	P602	TP8SS-38	1				CVVUCR	33	211121 J05	019	
CH	PACS S17-32 B 1 . S602b		PX1.-	-	P602	TP8SS-38				Cable 602b daisy ch to CH at FPU side	CVVUCR	33	211121 J05	025	
-															
030	PACS S17-32 B 1 . REF24		PX1.-	-	P602	TP8SS-38	2			800 Ohm, 0.02 mA	CVVUCR	33	211121 J05	006	
012	PACS S17-32 B 1 . S24		PX1.-	-	P602	TP8SS-38	2				CVVUCR	33	211121 J05	005	
031	PACS S17-32 B 1 . REF23		PX1.-	-	P602	TP8SS-38	2			Cable 602c	CVVUCR	33	211121 J05	013	
013	PACS S17-32 B 1 . S23		PX1.-	-	P602	TP8SS-38	2				CVVUCR	33	211121 J05	007	
032	PACS S17-32 B 1 . REF22		PX1.-	-	P602	TP8SS-38	2				CVVUCR	33	211121 J05	014	
014	PACS S17-32 B 1 . S22		PX1.-	-	P602	TP8SS-38	2				CVVUCR	33	211121 J05	023	
033	PACS S17-32 B 1 . REF21		PX1.-	-	P602	TP8SS-38	2				CVVUCR	33	211121 J05	022	
015	PACS S17-32 B 1 . S21		PX1.-	-	P602	TP8SS-38	2			H08-02138SS	CVVUCR	33	211121 J05	033	
034	PACS S17-32 B 1 . REF20		PX1.-	-	P602	TP8SS-38	2				CVVUCR	33	211121 J05	034	
016	PACS S17-32 B 1 . S20		PX1.-	-	P602	TP8SS-38	2				CVVUCR	33	211121 J05	024	
035	PACS S17-32 B 1 . REF19		PX1.-	-	P602	TP8SS-38	2				CVVUCR	33	211121 J05	045	
017	PACS S17-32 B 1 . S19		PX1.-	-	P602	TP8SS-38	2				CVVUCR	33	211121 J05	046	
036	PACS S17-32 B 1 . REF18		PX1.-	-	P602	TP8SS-38	2				CVVUCR	33	211121 J05	035	
018	PACS S17-32 B 1 . S18		PX1.-	-	P602	TP8SS-38	2				CVVUCR	33	211121 J05	047	
037	PACS S17-32 B 1 . REF17		PX1.-	-	P602	TP8SS-38	2				CVVUCR	33	211121 J05	058	
019	PACS S17-32 B 1 . S17		PX1.-	-	P602	TP8SS-38	2				CVVUCR	33	211121 J05	057	
CH	PACS S17-32 B 1 . S602c		PX1.-	-	P602	TP8SS-38	2			Cable 602c daisy ch to CH at FPU side	CVVUCR	33	211121 J05	012	
001	NC														
020	NC														
002	NC														

Astrium GmbH	**Pin Allocation List** (Harness)	Doc.No.: HP-2-ASED-IC-0015
Project: HERSCHEL		Issue: 1.0 Date: 21.04.2004
		Sheet: PAL-2 (of 2)

Connector: 131100 P51 **Function:** FPU to BOLC Diff Out FPU1 CL01 (602b,c) **Conn.-Type:** MWDM2L-37S-6C3-.630

Item: HPFPU **Location:** 70 / Optical Bench **Backshell:** BS-SS-17F-01

EMC-Category: 3C/LL Sig H in Cryostat

Pin	Signal Designation	Interface-Code Circuit	Signal	Pos.	Ch. ID	Wiring	Grouping: Shd	Cable	Twist	Comment	Target-Item	Location	Connector	Pin	New
021	NC														
003	NC			-											
CH	Connector Case									Case connected to cable 602b+602c Shd					

Astrium GmbH	**Pin Allocation List**	Doc.No.: HP-2-ASED-IC-0015
Project: HERSCHEL	**(Harness)**	Issue: 1.0 Date: 21.04.2004
		Sheet: PAL-1 (of 2)

Connector: 131100 P52 **Function:** FPU to BOLC Det Bias FPU1 CL01 (603-605) **Conn.-Type:** MWDM2L-37P-6C3-.630

Item: HPFPU **Location:** 70 / Optical Bench **Backshell:** LBS37P_*15F

EMC-Category: 3C/LL Sig H in Cryostat

Pin	Signal Designation	Interface-Code Circuit	Signal	Pos.	Ch. ID	Wiring	Grouping: Shd	Cable	Twist	Comment	Target-Item	Location	Connector	Pin	New	
001	PACS FLCLK B 1 . VGDEC		PX6.-	-	P605	111SS-38	1				CVVUCR	33	211121 J05	096		
020	PACS FLCLK B 1 . VSEL		PX6.-	-	P605	111SS-38	1				CVVUCR	33	211121 J05	084		
002	PACS FLCLK B 1 . VGSEL		PX6.-	-	P605	111SS-38	1				CVVUCR	33	211121 J05	097		
021	PACS FLCLK B 1 . AD6		PX6.-	-	P605	111SS-38	1				CVVUCR	33	211121 J05	085		
003	PACS FLCLK B 1 . AD5		PX6.-	-	P605	111SS-38	1				CVVUCR	33	211121 J05	098		
022	PACS FLCLK B 1 . AD4		PX6.-	-	P605	111SS-38	1				CVVUCR	33	211121 J05	086		
004	PACS FLCLK B 1 . AD3		PX6.-	-	P605	111SS-38	1				CVVUCR	33	211121 J05	099		
023	PACS FLCLK B 1 . AD2		PX6.-	-	P605	111SS-38	1				CVVUCR	33	211121 J05	087		
005	PACS FLCLK B 1 . AD1		PX6.-	-	P605	111SS-38	1				CVVUCR	33	211121 J05	100		
024	PACS FLCLK B 1 . AD0		PX6.-	-	P605	111SS-38	1				CVVUCR	33	211121 J05	088		
CH	PACS FLCLK B 1 . SH605		PX6.-	-	P605	111SS-38	1			Cable P605 Shd daisy ch to CH at FPU side	CVVUCR	33	211121 J05			
-																
006	PACS LLClk B 1 . VSMS		PX4.-	-	P604	031SS-38	2				CVVUCR	33	211121 J05	040		
025	PACS LLClk B 1 . CKRI		PX4.-	-	P604	031SS-38	2				CVVUCR	33	211121 J05	051		
007	PACS LLClk B 1 . VDECX		PX4.-	-	P604	031SS-38	2				CVVUCR	33	211121 J05	052		
CH	PACS LLClk B 1 . SH604		PX4.-	-	P604	031SS-38	2			Cable P604 Shd daisy ch to CH at FPU side	CVVUCR	33	211121 J05	050		
-																
026	PACS Fil Bias B 1 . VHB		PX2.-	-	P603	X09SB---	3			191SS38	CVVUCR	33	211121 J05	068	3.	3.
008	PACS Fil Bias B 1 . VTRIL		PX2.-	-	P603	X09SB---	3			191SS38	CVVUCR	33	211121 J05	079	3.	3.
027	PACS Fil Bias B 1 . GNDCL		PX2.-	-	P603	X09SB---	3			191SS38	CVVUCR	33	211121 J05	056	3.	3.
009	PACS Fil Bias B 1 . VDPRO		PX2.-	-	P603	X09SB---	3			191SS38	CVVUCR	33	211121 J05	067	3.	3.
028	PACS Fil Bias B 1 . VH		PX2.-	-	P603	X09SB---	3			191SS38	CVVUCR	33	211121 J05	090	3.	3.
010	PACS Fil Bias B 1 . VL		PX2.-	-	P603	X09SB---	3			191SS38	CVVUCR	33	211121 J05	078	3.	3.
029	PACS Fil Bias B 1 . VRL		PX2.-	-	P603	X09SB---	3			191SS38	CVVUCR	33	211121 J05	101	3.	3.
011	PACS Fil Bias B 1 . VCH		PX2.-	-	P603	X09SB---	3			191SS38	CVVUCR	33	211121 J05	089	3.	3.
030	PACS Fil Bias B 1 . VSS		PX2.-	-	P603	X09SB---	3			191SS38	CVVUCR	33	211121 J05	055	3.	3.
012	PACS Fil Bias B 1 . VDL		PX2.-	-	P603	X09SB---	3			191SS38	CVVUCR	33	211121 J05	044	3.	3.
031	PACS Fil Bias B 1 . VINJ		PX2.-	-	P603	X09SB---	3			191SS38	CVVUCR	33	211121 J05	043	3.	3.
013	PACS Fil Bias B 1 . VGL		PX2.-	-	P603	X09SB---	3			191SS38	CVVUCR	33	211121 J05	032	3.	3.
032	PACS Fil Bias B 1 . VDD		PX2.-	-	P603	X09SB---	3			191SS38	CVVUCR	33	211121 J05	066	3.	3.
033	PACS Fil Bias B 1 . GNDBU		PX2.-	-	P603	X09SB---	3			191SS38	CVVUCR	33	211121 J05	077	3.	3.
034	PACS Fil Bias B 1 . VPRBU		PX2.-	-	P603	X09SB---	3			191SS38	CVVUCR	33	211121 J05	065	3.	3.
016	PACS Fil Bias B 1 . VGLBU		PX2.-	-	P603	X09SB---	3			191SS38	CVVUCR	33	211121 J05	054	3.	3.
035	PACS Fil Bias B 1 . VGG		PX2.-	-	P603	X09SB---	3			191SS38	CVVUCR	33	211121 J05	042	3.	3.
CH	PACS Fil Bias B 1 . SH603		PX2.-	-	P603	X09SB---	3			Cable P603 Shd daisy ch to CH at FPU side	CVVUCR	33	211121 J05	064		
-																

Astrium GmbH	**Pin Allocation List** (Harness)	Doc.No.: HP-2-ASED-IC-0015
Project: HERSCHEL		Issue: 1.0 Date: 21.04.2004
		Sheet: PAL-2 (of 2)

Connector: 131100 P52 **Function:** FPU to BOLC Det Bias FPU1 CL01 (603-605) **Conn.-Type:** MWDM2L-37P-6C3-.630

Item: HPFPU **Location:** 70 / Optical Bench **Backshell:** LBS37P_*15F

EMC-Category: 3C/LL Sig H in Cryostat

Pin	Signal Designation	Interface-Code Circuit	Signal	Pos.	Ch. ID	Wiring	Grouping: Shd	Cable	Twist	Comment	Target-Item	Location	Connector	Pin	New	
014	PACS Fil Bias B 1 . VSSBU		PX2.-	-	P603	X09SB---	4			021BS30	CVVUCR	33	211121 J05	041	3.	3.
015	PACS Fil Bias B 1 . VDLBU		PX2.-	-	P603	X09SB---	4			021BS30	CVVUCR	33	211121 J05	053	3.	
CH	PACS Fil Bias B 1 . S603b		PX2.-	-	P603	X09SB---	4			Cable P603b Shd daisy ch to CH at FPU side, at SVM CB side con to P603 Shd Pin 64 !	CVVUCR	33	211121 J05	030		
017	NC															
036	NC															
018	NC															
037	NC															
019	NC															
CH	Connector Case									Case connected to cable 1,2,3+4 Shd						

Astrium GmbH	**Pin Allocation List**	Doc.No.: HP-2-ASED-IC-0015
Project: HERSCHEL	**(Harness)**	Issue: 1.0 Date: 21.04.2004
		Sheet: PAL-1 (of 2)

Connector: 131100 P53 **Function:** FPU to BOLC Diff Out FPU1 CL02 (606b,c) **Conn.-Type:** MWDM2L-37S-6C3-.630

Item: HPFPU **Location:** 70 / Optical Bench **Backshell:** BS-SS-17F-01

EMC-Category: 3C/LL Sig H in Cryostat

Pin	Signal Designation	Interface-Code Circuit	Signal	Pos.	Ch. ID	Wiring	Grouping: Shd	Cable	Twist	Comment	Target-Item	Location	Connector	Pin	New	
022	PACS S1-16 B 2 . REF16		PX1.-	-	P606	TP8SS-38	1			800 Ohm, 0.02 mA	CVVUCR	33	211121 J06	105		
004	PACS S1-16 B 2 . S16		PX1.-	-	P606	TP8SS-38	1				CVVUCR	33	211121 J06	115		
023	PACS S1-16 B 2 . REF15		PX1.-	-	P606	TP8SS-38	1			Cable 606b	CVVUCR	33	211121 J06	106		
005	PACS S1-16 B 2 . S15		PX1.-	-	P606	TP8SS-38	1				CVVUCR	33	211121 J06	107		
024	PACS S1-16 B 2 . REF14		PX1.-	-	P606	TP8SS-38	1				CVVUCR	33	211121 J06	122		
006	PACS S1-16 B 2 . S14		PX1.-	-	P606	TP8SS-38	1				CVVUCR	33	211121 J06	123		
025	PACS S1-16 B 2 . REF13		PX1.-	-	P606	TP8SS-38	1				CVVUCR	33	211121 J06	116		
007	PACS S1-16 B 2 . S13		PX1.-	-	P606	TP8SS-38	1				CVVUCR	33	211121 J06	117	3.	3.
026	PACS S1-16 B 2 . REF12		PX1.-	-	P606	TP8SS-38	1				CVVUCR	33	211121 J06	108		
008	PACS S1-16 B 2 . S12		PX1.-	-	P606	TP8SS-38	1				CVVUCR	33	211121 J06	109		
027	PACS S1-16 B 2 . REF11		PX1.-	-	P606	TP8SS-38	1				CVVUCR	33	211121 J06	124		
009	PACS S1-16 B 2 . S11		PX1.-	-	P606	TP8SS-38	1				CVVUCR	33	211121 J06	125		
028	PACS S1-16 B 2 . REF10		PX1.-	-	P606	TP8SS-38	1				CVVUCR	33	211121 J06	118		
010	PACS S1-16 B 2 . S10		PX1.-	-	P606	TP8SS-38	1				CVVUCR	33	211121 J06	110		
029	PACS S1-16 B 2 . REF09		PX1.-	-	P606	TP8SS-38	1				CVVUCR	33	211121 J06	119		
011	PACS S1-16 B 2 . S09		PX1.-	-	P606	TP8SS-38	1				CVVUCR	33	211121 J06	126		
CH	PACS S1-16 B 2 . S606b		PX1.-	-	P606	TP8SS-38	1			Cable P606b shd daisy ch to CH at FPU side	CVVUCR	33	211121 J06	094		
-																
030	PACS S1-16 B 2 . REF08		PX1.-	-	P606	TP8SS-38	2			800 Ohm, 0.02 mA	CVVUCR	33	211121 J06	127		
012	PACS S1-16 B 2 . S08		PX1.-	-	P606	TP8SS-38	2				CVVUCR	33	211121 J06	120		
031	PACS S1-16 B 2 . REF07		PX1.-	-	P606	TP8SS-38	2			Cable 606c	CVVUCR	33	211121 J06	128		
013	PACS S1-16 B 2 . S07		PX1.-	-	P606	TP8SS-38	2				CVVUCR	33	211121 J06	121		
032	PACS S1-16 B 2 . REF06		PX1.-	-	P606	TP8SS-38	2				CVVUCR	33	211121 J06	112		
014	PACS S1-16 B 2 . S06		PX1.-	-	P606	TP8SS-38	2				CVVUCR	33	211121 J06	102		
033	PACS S1-16 B 2 . REF05		PX1.-	-	P606	TP8SS-38	2				CVVUCR	33	211121 J06	113		
015	PACS S1-16 B 2 . S05		PX1.-	-	P606	TP8SS-38	2				CVVUCR	33	211121 J06	103	3.	3.
034	PACS S1-16 B 2 . REF04		PX1.-	-	P606	TP8SS-38	2				CVVUCR	33	211121 J06	091		
016	PACS S1-16 B 2 . S04		PX1.-	-	P606	TP8SS-38	2				CVVUCR	33	211121 J06	080		
035	PACS S1-16 B 2 . REF03		PX1.-	-	P606	TP8SS-38	2				CVVUCR	33	211121 J06	114		
017	PACS S1-16 B 2 . S03		PX1.-	-	P606	TP8SS-38	2				CVVUCR	33	211121 J06	104		
036	PACS S1-16 B 2 . REF02		PX1.-	-	P606	TP8SS-38	2				CVVUCR	33	211121 J06	092		
018	PACS S1-16 B 2 . S02		PX1.-	-	P606	TP8SS-38	2				CVVUCR	33	211121 J06	093		
037	PACS S1-16 B 2 . REF01		PX1.-	-	P606	TP8SS-38	2				CVVUCR	33	211121 J06	069		
019	PACS S1-16 B 2 . S01		PX1.-	-	P606	TP8SS-38	2				CVVUCR	33	211121 J06	081		
CH	PACS S1-16 B 2 . S606c		PX1.-	-	P606	TP8SS-38	2			Cable P606c shd daisy ch to CH at FPU side	CVVUCR	33	211121 J06	111		
001	NC															
020	NC															
002	NC															

Astrium GmbH	**Pin Allocation List** (Harness)	Doc.No.: HP-2-ASED-IC-0015
Project: HERSCHEL		Issue: 1.0 Date: 21.04.2004
		Sheet: PAL-2 (of 2)

Connector: 131100 P53 **Function:** FPU to BOLC Diff Out FPU1 CL02 (606b,c) **Conn.-Type:** MWDM2L-37S-6C3-.630

Item: HPFPU **Location:** 70 / Optical Bench **Backshell:** BS-SS-17F-01

EMC-Category: 3C/LL Sig H in Cryostat

Pin	Signal Designation	Interface-Code Circuit	Signal	Pos.	Ch. ID	Wiring	Grouping: Shd	Cable	Twist	Comment	Target-Item	Location	Connector	Pin	New
021	NC														
003	NC														
CH	Connector Case									Case connected to Cable 606b + 606c Shd					

Astrium GmbH	**Pin Allocation List**	Doc.No.: HP-2-ASED-IC-0015
Project: HERSCHEL	**(Harness)**	Issue: 1.0 Date: 21.04.2004
		Sheet: PAL-1 (of 2)

Connector: 131100 P54 **Function:** FPU to BOLC Diff Out FPU1 CL02 (607b,c) **Conn.-Type:** MWDM2L-37S-6C3-.630

Item: HPFPU **Location:** 70 / Optical Bench **Backshell:** BS-SS-17F-01

EMC-Category: 3C/LL Sig H in Cryostat

Pin	Signal Designation	Interface-Code Circuit	Signal	Pos.	Ch. ID	Wiring	Grouping: Shd	Cable	Twist	Comment	Target-Item	Location	Connector	Pin	New
022	PACS S17-32 B 2 . REF32		PX1.-	-	P607	TP8SS-38	1			800 Ohm, 0.02 mA	CVVUCR	33	211121 J06	026	
004	PACS S17-32 B 2 . S32		PX1.-	-	P607	TP8SS-38	1				CVVUCR	33	211121 J06	015	
023	PACS S17-32 B 2 . REF31		PX1.-	-	P607	TP8SS-38	1			Cable 607b	CVVUCR	33	211121 J06	016	
005	PACS S17-32 B 2 . S31		PX1.-	-	P607	TP8SS-38	1				CVVUCR	33	211121 J06	027	
024	PACS S17-32 B 2 . REF30		PX1.-	-	P607	TP8SS-38	1				CVVUCR	33	211121 J06	008	
006	PACS S17-32 B 2 . S30		PX1.-	-	P607	TP8SS-38	1				CVVUCR	33	211121 J06	001	
025	PACS S17-32 B 2 . REF29		PX1.-	-	P607	TP8SS-38	1				CVVUCR	33	211121 J06	028	
007	PACS S17-32 B 2 . S29		PX1.-	-	P607	TP8SS-38	1				CVVUCR	33	211121 J06	017	3.
026	PACS S17-32 B 2 . REF28		PX1.-	-	P607	TP8SS-38	1				CVVUCR	33	211121 J06	009	
008	PACS S17-32 B 2 . S28		PX1.-	-	P607	TP8SS-38	1				CVVUCR	33	211121 J06	002	
027	PACS S17-32 B 2 . REF27		PX1.-	-	P607	TP8SS-38	1				CVVUCR	33	211121 J06	018	
009	PACS S17-32 B 2 . S27		PX1.-	-	P607	TP8SS-38	1				CVVUCR	33	211121 J06	010	
028	PACS S17-32 B 2 . REF26		PX1.-	-	P607	TP8SS-38	1				CVVUCR	33	211121 J06	003	
010	PACS S17-32 B 2 . S26		PX1.-	-	P607	TP8SS-38	1				CVVUCR	33	211121 J06	004	
029	PACS S17-32 B 2 . REF25		PX1.-	-	P607	TP8SS-38	1				CVVUCR	33	211121 J06	011	
011	PACS S17-32 B 2 . S25		PX1.-	-	P607	TP8SS-38	1				CVVUCR	33	211121 J06	019	
CH	PACS S17-32 B 2 . S607b		PX1.-	-	P607	TP8SS-38	1			Cable P607b shd daisy ch to CH at FPU side	CVVUCR	33	211121 J06	025	
-															
030	PACS S17-32 B 2 . REF24		PX1.-	-	P607	TP8SS-38	2			800 Ohm, 0.02 mA	CVVUCR	33	211121 J06	006	
012	PACS S17-32 B 2 . S24		PX1.-	-	P607	TP8SS-38	2				CVVUCR	33	211121 J06	005	
031	PACS S17-32 B 2 . REF23		PX1.-	-	P607	TP8SS-38	2			Cable 607c	CVVUCR	33	211121 J06	013	
013	PACS S17-32 B 2 . S23		PX1.-	-	P607	TP8SS-38	2				CVVUCR	33	211121 J06	007	
032	PACS S17-32 B 2 . REF22		PX1.-	-	P607	TP8SS-38	2				CVVUCR	33	211121 J06	014	
014	PACS S17-32 B 2 . S22		PX1.-	-	P607	TP8SS-38	2				CVVUCR	33	211121 J06	023	
033	PACS S17-32 B 2 . REF21		PX1.-	-	P607	TP8SS-38	2				CVVUCR	33	211121 J06	022	
015	PACS S17-32 B 2 . S21		PX1.-	-	P607	TP8SS-38	2				CVVUCR	33	211121 J06	033	3.
034	PACS S17-32 B 2 . REF20		PX1.-	-	P607	TP8SS-38	2				CVVUCR	33	211121 J06	034	
016	PACS S17-32 B 2 . S20		PX1.-	-	P607	TP8SS-38	2				CVVUCR	33	211121 J06	024	
035	PACS S17-32 B 2 . REF19		PX1.-	-	P607	TP8SS-38	2				CVVUCR	33	211121 J06	045	
017	PACS S17-32 B 2 . S19		PX1.-	-	P607	TP8SS-38	2				CVVUCR	33	211121 J06	046	
036	PACS S17-32 B 2 . REF18		PX1.-	-	P607	TP8SS-38	2				CVVUCR	33	211121 J06	035	
018	PACS S17-32 B 2 . S18		PX1.-	-	P607	TP8SS-38	2				CVVUCR	33	211121 J06	047	
037	PACS S17-32 B 2 . REF17		PX1.-	-	P607	TP8SS-38	2				CVVUCR	33	211121 J06	058	
019	PACS S17-32 B 2 . S17		PX1.-	-	P607	TP8SS-38	2				CVVUCR	33	211121 J06	057	
SHD	PACS S17-32 B 2 . S607c		PX1.-	-	P607	TP8SS-38	2			Cable P607c daisy ch to CH at FPU side	CVVUCR	33	211121 J06	012	
003	NC . -														
001	NC														
020	NC														

Astrium GmbH	**Pin Allocation List** (Harness)	Doc.No.: HP-2-ASED-IC-0015
Project: HERSCHEL		Issue: 1.0 Date: 21.04.2004
		Sheet: PAL-2 (of 2)

Connector: 131100 P54 **Function:** FPU to BOLC Diff Out FPU1 CL02 (607b,c) **Conn.-Type:** MWDM2L-37S-6C3-.630

Item: HPFPU **Location:** 70 / Optical Bench **Backshell:** BS-SS-17F-01

EMC-Category: 3C/LL Sig H in Cryostat

Pin	Signal Designation	Interface-Code Circuit	Signal	Pos.	Ch. ID	Wiring	Grouping: Shd	Cable	Twist	Comment	Target-Item	Location	Connector	Pin	New
002	NC														
021	NC														
CH	Connector Case									Case connected to Cable 607b + 607c Shd					

Astrium GmbH	**Pin Allocation List**	Doc.No.: HP-2-ASED-IC-0015
Project: HERSCHEL	**(Harness)**	Issue: 1.0 Date: 21.04.2004
		Sheet: PAL-1 (of 2)

Connector: 131100 P55 **Function:** FPU to BOLC Det Bias FPU1 CL02 (608-610) **Conn.-Type:** MWDM2L-37P-6C3-.630

Item: HPFPU **Location:** 70 / Optical Bench **Backshell:** BS-SS-17F-01

EMC-Category: 3C/LL Sig H in Cryostat

		Interface-Code					Grouping:								
Pin	**Signal Designation**	**Circuit**	**Signal**	**Pos.**	**Ch. ID**	**Wiring**	**Shd**	**Cable**	**Twist**	**Comment**	**Target-Item**	**Location**	**Connector**	**Pin**	**New**	
001	PACS FL CLK B 2 . VGDEC		PX6.-	-	P610	111SS-38	1			800 Ohm, 0.05 mA	CVVUCR	33	211121 J06	096		
020	PACS FL CLK B 2 . VSEL		PX6.-	-	P610	111SS-38	1				CVVUCR	33	211121 J06	084		
002	PACS FL CLK B 2 . VGSEL		PX6.-	-	P610	111SS-38	1				CVVUCR	33	211121 J06	097		
021	PACS FL CLK B 2 . AD6		PX6.-	-	P610	111SS-38	1				CVVUCR	33	211121 J06	085		3.
003	PACS FL CLK B 2 . AD5		PX6.-	-	P610	111SS-38	1				CVVUCR	33	211121 J06	098		
022	PACS FL CLK B 2 . AD4		PX6.-	-	P610	111SS-38	1				CVVUCR	33	211121 J06	086		
004	PACS FL CLK B 2 . AD3		PX6.-	-	P610	111SS-38	1				CVVUCR	33	211121 J06	099		
023	PACS FL CLK B 2 . AD2		PX6.-	-	P610	111SS-38	1				CVVUCR	33	211121 J06	087		
005	PACS FL CLK B 2 . AD1		PX6.-	-	P610	111SS-38	1				CVVUCR	33	211121 J06	100		
024	PACS FL CLK B 2 . AD0		PX6.-	-	P610	111SS-38	1				CVVUCR	33	211121 J06	088		
CH	PACS FL CLK B 2 . SH610		PX6.-	-	P610	111SS-38	1			Cable 610 Shd daisy ch to CH at FPU side	CVVUCR	33	211121 J06	072		
-																
006	PACS Fil LL CLK B 2 . VSMS		PX4.-	-	P609	031SS-38	2			800 Ohm, 0.05 mA	CVVUCR	33	211121 J06	040		
025	PACS Fil LL CLK B 2 . CKRI		PX4.-	-	P609	031SS-38	2				CVVUCR	33	211121 J06	051		3.
007	PACS Fil LL CLK B 2 . VDECX		PX4.-	-	P609	031SS-38	2				CVVUCR	33	211121 J06	052		
CH	PACS Fil LL CLK B 2 . SH609		PX4.-	-	P609	031SS-38	2			Cable 609 Shd daisy ch to CH at FPU side	CVVUCR	33	211121 J06	050		
-																
026	PACS Fil Bias B 2 . VHB		PX2.-	-	P608	X09SB---	3			800 Ohm, 0.01 mA	CVVUCR	33	211121 J06	068		3.
008	PACS Fil Bias B 2 . VTRIL		PX2.-	-	P608	X09SB---	3			191SS38	CVVUCR	33	211121 J06	079	3.	3.
027	PACS Fil Bias B 2 . GNDCL		PX2.-	-	P608	X09SB---	3			191SS38	CVVUCR	33	211121 J06	056	3.	3.
009	PACS Fil Bias B 2 . VDPRO		PX2.-	-	P608	X09SB---	3			191SS38	CVVUCR	33	211121 J06	067	3.	3.
028	PACS Fil Bias B 2 . VH		PX2.-	-	P608	X09SB---	3			191SS38	CVVUCR	33	211121 J06	090	3.	3.
010	PACS Fil Bias B 2 . VL		PX2.-	-	P608	X09SB---	3			191SS38	CVVUCR	33	211121 J06	078	3.	3.
029	PACS Fil Bias B 2 . VRL		PX2.-	-	P608	X09SB---	3			191SS38	CVVUCR	33	211121 J06	101	3.	3.
011	PACS Fil Bias B 2 . VCH		PX2.-	-	P608	X09SB---	3			191SS38	CVVUCR	33	211121 J06	089	3.	3.
030	PACS Fil Bias B 2 . VSS		PX2.-	-	P608	X09SB---	3			191SS38	CVVUCR	33	211121 J06	055	3.	3.
012	PACS Fil Bias B 2 . VDL		PX2.-	-	P608	X09SB---	3			191SS38	CVVUCR	33	211121 J06	044	3.	3.
031	PACS Fil Bias B 2 . VINJ		PX2.-	-	P608	X09SB---	3			191SS38	CVVUCR	33	211121 J06	043	3.	3.
013	PACS Fil Bias B 2 . VGL		PX2.-	-	P608	X09SB---	3			191SS38	CVVUCR	33	211121 J06	032	3.	3.
032	PACS Fil Bias B 2 . VDD		PX2.-	-	P608	X09SB---	3			191SS38	CVVUCR	33	211121 J06	066	3.	3.
033	PACS Fil Bias B 2 . GNDBU		PX2.-	-	P608	X09SB---	3			191SS38	CVVUCR	33	211121 J06	077	3.	3.
034	PACS Fil Bias B 2 . VPRBU		PX2.-	-	P608	X09SB---	3			191SS38	CVVUCR	33	211121 J06	065	3.	3.
016	PACS Fil Bias B 2 . VGLBU		PX2.-	-	P608	X09SB---	3			191SS38	CVVUCR	33	211121 J06	054	3.	3.
035	PACS Fil Bias B 2 . VGG		PX2.-	-	P608	X09SB---	3			191SS38	CVVUCR	33	211121 J06	042	3.	3.
CH	PACS Fil Bias B 2 . SH608		PX2.-	-	P608	X09SB---	3			Cable 608 Shd daisy ch to CH at FPU side	CVVUCR	33	211121 J06	064		
-																

Astrium GmbH	**Pin Allocation List** (Harness)	Doc.No.: HP-2-ASED-IC-0015
Project: HERSCHEL		Issue: 1.0 Date: 21.04.2004
		Sheet: PAL-2 (of 2)

Connector: 131100 P55 **Function:** FPU to BOLC Det Bias FPU1 CL02 (608-610) **Conn.-Type:** MWDM2L-37P-6C3-.630

Item: HPFPU **Location:** 70 / Optical Bench **Backshell:** BS-SS-17F-01

EMC-Category: 3C/LL Sig H in Cryostat

Pin	Signal Designation	Interface-Code Circuit	Signal	Pos.	Ch. ID	Wiring	Grouping: Shd	Cable	Twist	Comment	Target-Item	Location	Connector	Pin	New	
014	PACS Fil Bias B 2 . VSSBU		PX2.-	-	P608	X09SB---	4			021BS30	CVVUCR	33	211121 J06	041	3.	3.
015	PACS Fil Bias B 2 . VDLBU		PX2.-	-	P608	X09SB---	4			021BS30	CVVUCR	33	211121 J06	053	3.	
CH	PACS Fil Bias B 2 . S608b		PX2.-	-	P608	X09SB---	4			Cable 608b Shd daisy ch to CH at FPU side, at SVM CB side con to P608 Shd Pin 64 !	CVVUCR	33	211121 J06	030		
017	NC															
036	NC															
018	NC															
037	NC															
019	NC															
CH	Connector Case									Case connected to Cable 1,2,3+4 Shd						

Astrium GmbH	**Pin Allocation List**	Doc.No.: HP-2-ASED-IC-0015
Project: HERSCHEL	**(Harness)**	Issue: 1.0 Date: 21.04.2004
		Sheet: PAL-1 (of 2)

Connector: 131100 P56 **Function:** FPU to BOLC Diff Out FPU1 CL03 (611b,c) **Conn.-Type:** MWDM2L-37S-6C3-.630

Item: HPFPU **Location:** 70 / Optical Bench **Backshell:** BS-LS-17F-01

EMC-Category: 3C/LL Sig H in Cryostat

		Interface-Code					Grouping:								
Pin	**Signal Designation**	**Circuit**	**Signal**	**Pos.**	**Ch. ID**	**Wiring**	**Shd**	**Cable**	**Twist**	**Comment**	**Target-Item**	**Location**	**Connector**	**Pin**	**New**	
022	PACS S01-16 B 3 . REF16		PX1.-	-	P611	TP8SS-38	1			800 Ohm, 0.02 mA	CVVUCR	33	211121 J10	105		
004	PACS S01-16 B 3 . S16		PX1.-	-	P611	TP8SS-38	1				CVVUCR	33	211121 J10	115		
023	PACS S01-16 B 3 . REF15		PX1.-	-	P611	TP8SS-38	1			Cable 611b	CVVUCR	33	211121 J10	106		
005	PACS S01-16 B 3 . S15		PX1.-	-	P611	TP8SS-38	1				CVVUCR	33	211121 J10	107		
024	PACS S01-16 B 3 . REF14		PX1.-	-	P611	TP8SS-38	1				CVVUCR	33	211121 J10	122		
006	PACS S01-16 B 3 . S14		PX1.-	-	P611	TP8SS-38	1				CVVUCR	33	211121 J10	123		
025	PACS S01-16 B 3 . REF13		PX1.-	-	P611	TP8SS-38	1				CVVUCR	33	211121 J10	116		
007	PACS S01-16 B 3 . S13		PX1.-	-	P611	TP8SS-38	1				CVVUCR	33	211121 J10	117	3.	3.
026	PACS S01-16 B 3 . REF12		PX1.-	-	P611	TP8SS-38	1				CVVUCR	33	211121 J10	108		
008	PACS S01-16 B 3 . S12		PX1.-	-	P611	TP8SS-38	1				CVVUCR	33	211121 J10	109		
027	PACS S01-16 B 3 . REF11		PX1.-	-	P611	TP8SS-38	1				CVVUCR	33	211121 J10	124		
009	PACS S01-16 B 3 . S11		PX1.-	-	P611	TP8SS-38	1				CVVUCR	33	211121 J10	125		
028	PACS S01-16 B 3 . REF10		PX1.-	-	P611	TP8SS-38	1				CVVUCR	33	211121 J10	118		
010	PACS S01-16 B 3 . S10		PX1.-	-	P611	TP8SS-38	1				CVVUCR	33	211121 J10	110		
029	PACS S01-16 B 3 . REF09		PX1.-	-	P611	TP8SS-38	1				CVVUCR	33	211121 J10	119		
011	PACS S01-16 B 3 . S09		PX1.-	-	P611	TP8SS-38	1				CVVUCR	33	211121 J10	126		
CH	PACS S01-16 B 3 . S611b		PX1.-	-	P611	TP8SS-38	1			Cable 611b Shd daisy ch to CH at FPU side	CVVUCR	33	211121 J10	094		
-																
030	PACS S01-16 B 3 . REF08		PX1.-	-	P611	TP8SS-38	2			800 Ohm, 0.02 mA	CVVUCR	33	211121 J10	127		
012	PACS S01-16 B 3 . S08		PX1.-	-	P611	TP8SS-38	2				CVVUCR	33	211121 J10	120		
031	PACS S01-16 B 3 . REF07		PX1.-	-	P611	TP8SS-38	2			Cable 611c	CVVUCR	33	211121 J10	128		
013	PACS S01-16 B 3 . S07		PX1.-	-	P611	TP8SS-38	2				CVVUCR	33	211121 J10	121		
032	PACS S01-16 B 3 . REF06		PX1.-	-	P611	TP8SS-38	2				CVVUCR	33	211121 J10	112		
014	PACS S01-16 B 3 . S06		PX1.-	-	P611	TP8SS-38	2				CVVUCR	33	211121 J10	102		
033	PACS S01-16 B 3 . REF05		PX1.-	-	P611	TP8SS-38	2				CVVUCR	33	211121 J10	113		
015	PACS S01-16 B 3 . S05		PX1.-	-	P611	TP8SS-38	2				CVVUCR	33	211121 J10	103		3.
034	PACS S01-16 B 3 . REF04		PX1.-	-	P611	TP8SS-38	2				CVVUCR	33	211121 J10	091	3.	
016	PACS S01-16 B 3 . S04		PX1.-	-	P611	TP8SS-38	2				CVVUCR	33	211121 J10	080		
035	PACS S01-16 B 3 . REF03		PX1.-	-	P611	TP8SS-38	2				CVVUCR	33	211121 J10	114		
017	PACS S01-16 B 3 . S03		PX1.-	-	P611	TP8SS-38	2				CVVUCR	33	211121 J10	104		
036	PACS S01-16 B 3 . REF02		PX1.-	-	P611	TP8SS-38	2				CVVUCR	33	211121 J10	092		
018	PACS S01-16 B 3 . S02		PX1.-	-	P611	TP8SS-38	2				CVVUCR	33	211121 J10	093		
037	PACS S01-16 B 3 . REF01		PX1.-	-	P611	TP8SS-38	2				CVVUCR	33	211121 J10	069		
019	PACS S01-16 B 3 . S01		PX1.-	-	P611	TP8SS-38	2				CVVUCR	33	211121 J10	081		
CH	PACS S01-16 B 3 . S611c		PX1.-	-	P611	TP8SS-38	2			Cable 611c Shd daisy ch to CH at FPU side	CVVUCR	33	211121 J10	111		
001	NC															
020	NC															
002	NC															

Astrium GmbH	**Pin Allocation List** (Harness)	Doc.No.: HP-2-ASED-IC-0015
Project: HERSCHEL		Issue: 1.0 Date: 21.04.2004
		Sheet: PAL-2 (of 2)

Connector: 131100 P56 **Function:** FPU to BOLC Diff Out FPU1 CL03 (611b,c) **Conn.-Type:** MWDM2L-37S-6C3-.630

Item: HPFPU **Location:** 70 / Optical Bench **Backshell:** BS-LS-17F-01

EMC-Category: 3C/LL Sig H in Cryostat

Pin	Signal Designation	Interface-Code Circuit	Signal	Pos.	Ch. ID	Wiring	Grouping: Shd	Cable	Twist	Comment	Target-Item	Location	Connector	Pin	New
021	NC														
003	NC														
CH	Connector Case									Case connected to Cable 611b+611c Shd					

Astrium GmbH	**Pin Allocation List**	Doc.No.: HP-2-ASED-IC-0015
Project: HERSCHEL	**(Harness)**	Issue: 1.0 Date: 21.04.2004
		Sheet: PAL-1 (of 2)

Connector: 131100 P57 **Function:** FPU to BOLC Diff Out FPU1 CL03 (612b,c) **Conn.-Type:** MWDM2L-37S-6C3-.630

Item: HPFPU **Location:** 70 / Optical Bench **Backshell:** BS-LS-17F-01

EMC-Category: 3C/LL Sig H in Cryostat

		Interface-Code					Grouping:								
Pin	**Signal Designation**	**Circuit**	**Signal**	**Pos.**	**Ch. ID**	**Wiring**	**Shd**	**Cable**	**Twist**	**Comment**	**Target-Item**	**Location**	**Connector**	**Pin**	**New**	
022	PACS S17-32 B 3 . REF32		PX1.-	-	P612	TP8SS-38	1			800 Ohm, 0.02 mA	CVVUCR	33	211121 J10	026		
004	PACS S17-32 B 3 . S32		PX1.-	-	P612	TP8SS-38	1				CVVUCR	33	211121 J10	015		
023	PACS S17-32 B 3 . REF31		PX1.-	-	P612	TP8SS-38	1			Cable 612b	CVVUCR	33	211121 J10	016		
005	PACS S17-32 B 3 . S31		PX1.-	-	P612	TP8SS-38	1				CVVUCR	33	211121 J10	027		
024	PACS S17-32 B 3 . REF30		PX1.-	-	P612	TP8SS-38	1				CVVUCR	33	211121 J10	008		
006	PACS S17-32 B 3 . S30		PX1.-	-	P612	TP8SS-38	1				CVVUCR	33	211121 J10	001		
025	PACS S17-32 B 3 . REF29		PX1.-	-	P612	TP8SS-38	1				CVVUCR	33	211121 J10	028		
007	PACS S17-32 B 3 . S29		PX1.-	-	P612	TP8SS-38	1				CVVUCR	33	211121 J10	017	3.	3.
026	PACS S17-32 B 3 . REF28		PX1.-	-	P612	TP8SS-38	1				CVVUCR	33	211121 J10	009		
008	PACS S17-32 B 3 . S28		PX1.-	-	P612	TP8SS-38	1				CVVUCR	33	211121 J10	002		
027	PACS S17-32 B 3 . REF27		PX1.-	-	P612	TP8SS-38	1				CVVUCR	33	211121 J10	018		
009	PACS S17-32 B 3 . S27		PX1.-	-	P612	TP8SS-38	1				CVVUCR	33	211121 J10	010		
028	PACS S17-32 B 3 . REF26		PX1.-	-	P612	TP8SS-38	1				CVVUCR	33	211121 J10	003		
010	PACS S17-32 B 3 . S26		PX1.-	-	P612	TP8SS-38	1				CVVUCR	33	211121 J10	004		
029	PACS S17-32 B 3 . REF25		PX1.-	-	P612	TP8SS-38	1				CVVUCR	33	211121 J10	011		
011	PACS S17-32 B 3 . S25		PX1.-	-	P612	TP8SS-38	1				CVVUCR	33	211121 J10	019		
CH	PACS S17-32 B 3 . S612b		PX1.-	-	P612	TP8SS-38	1			Cable P612b shd daisy ch to CH at FPU side	CVVUCR	33	211121 J10	025		
-																
030	PACS S17-32 B 3 . REF24		PX1.-	-	P612	TP8SS-38	2			800 Ohm, 0.02 mA	CVVUCR	33	211121 J10	006		
012	PACS S17-32 B 3 . S24		PX1.-	-	P612	TP8SS-38	2				CVVUCR	33	211121 J10	005		
031	PACS S17-32 B 3 . REF23		PX1.-	-	P612	TP8SS-38	2			Cable 612c	CVVUCR	33	211121 J10	013		
013	PACS S17-32 B 3 . S23		PX1.-	-	P612	TP8SS-38	2				CVVUCR	33	211121 J10	007		
032	PACS S17-32 B 3 . REF22		PX1.-	-	P612	TP8SS-38	2				CVVUCR	33	211121 J10	014		
014	PACS S17-32 B 3 . S22		PX1.-	-	P612	TP8SS-38	2				CVVUCR	33	211121 J10	023		
033	PACS S17-32 B 3 . REF21		PX1.-	-	P612	TP8SS-38	2				CVVUCR	33	211121 J10	022		
015	PACS S17-32 B 3 . S21		PX1.-	-	P612	TP8SS-38	2				CVVUCR	33	211121 J10	033		3.
034	PACS S17-32 B 3 . REF20		PX1.-	-	P612	TP8SS-38	2				CVVUCR	33	211121 J10	034	3.	
016	PACS S17-32 B 3 . S20		PX1.-	-	P612	TP8SS-38	2				CVVUCR	33	211121 J10	024		
035	PACS S17-32 B 3 . REF19		PX1.-	-	P612	TP8SS-38	2				CVVUCR	33	211121 J10	045		
017	PACS S17-32 B 3 . S19		PX1.-	-	P612	TP8SS-38	2				CVVUCR	33	211121 J10	046		
036	PACS S17-32 B 3 . REF18		PX1.-	-	P612	TP8SS-38	2				CVVUCR	33	211121 J10	035		
018	PACS S17-32 B 3 . S18		PX1.-	-	P612	TP8SS-38	2				CVVUCR	33	211121 J10	047		
037	PACS S17-32 B 3 . REF17		PX1.-	-	P612	TP8SS-38	2				CVVUCR	33	211121 J10	058		
019	PACS S17-32 B 3 . S17		PX1.-	-	P612	TP8SS-38	2				CVVUCR	33	211121 J10	057		
CH	PACS S17-32 B 3 . S612c		PX1.-	-	P612	TP8SS-38	2			Cable P612c shd daisy ch to CH at FPU side	CVVUCR	33	211121 J10	012		
001	NC															
020	NC															
002	NC															

Astrium GmbH	**Pin Allocation List** (Harness)	Doc.No.: HP-2-ASED-IC-0015
Project: HERSCHEL		Issue: 1.0 Date: 21.04.2004
		Sheet: PAL-2 (of 2)

Connector: 131100 P57 **Function:** FPU to BOLC Diff Out FPU1 CL03 (612b,c) **Conn.-Type:** MWDM2L-37S-6C3-.630

Item: HPFPU **Location:** 70 / Optical Bench **Backshell:** BS-LS-17F-01

EMC-Category: 3C/LL Sig H in Cryostat

Pin	Signal Designation	Interface-Code Circuit	Signal	Pos.	Ch. ID	Wiring	Grouping: Shd	Cable	Twist	Comment	Target-Item	Location	Connector	Pin	New
021	NC														
003	NC														
CH	Connector Case									Connected to Cable 612b+612c Shield					

Astrium GmbH	**Pin Allocation List**	Doc.No.: HP-2-ASED-IC-0015
Project: HERSCHEL	**(Harness)**	Issue: 1.0 Date: 21.04.2004
		Sheet: PAL-1 (of 2)

Connector: 131100 P58 **Function:** FPU to BOLC Det Bias FPU1 CL03 (613-615) **Conn.-Type:** MWDM2L-37P-6C3-.630

Item: HPFPU **Location:** 70 / Optical Bench **Backshell:** BS-LS-17F-01

EMC-Category: 3C/LL Sig H in Cryostat

		Interface-Code					Grouping:									
Pin	**Signal Designation**	**Circuit**	**Signal**	**Pos.**	**Ch. ID**	**Wiring**	**Shd**	**Cable**	**Twist**	**Comment**	**Target-Item**	**Location**	**Connector**	**Pin**	**New**	
001	PACS FL Clock B 3 . VGDEC		PX6.-	-	P615	111SS-38	1			800 Ohm, 0.05 mA	CVVUCR	33	211121 J10	096		
020	PACS FL Clock B 3 . VSEL		PX6.-	-	P615	111SS-38	1				CVVUCR	33	211121 J10	084		
002	PACS FL Clock B 3 . VGSEL		PX6.-	-	P615	111SS-38	1				CVVUCR	33	211121 J10	097		
021	PACS FL Clock B 3 . AD6		PX6.-	-	P615	111SS-38	1				CVVUCR	33	211121 J10	085		3.
003	PACS FL Clock B 3 . AD5		PX6.-	-	P615	111SS-38	1				CVVUCR	33	211121 J10	098		
022	PACS FL Clock B 3 . AD4		PX6.-	-	P615	111SS-38	1				CVVUCR	33	211121 J10	086		
004	PACS FL Clock B 3 . AD3		PX6.-	-	P615	111SS-38	1				CVVUCR	33	211121 J10	099		
023	PACS FL Clock B 3 . AD2		PX6.-	-	P615	111SS-38	1				CVVUCR	33	211121 J10	087		
005	PACS FL Clock B 3 . AD1		PX6.-	-	P615	111SS-38	1				CVVUCR	33	211121 J10	100		
024	PACS FL Clock B 3 . AD0		PX6.-	-	P615	111SS-38	1				CVVUCR	33	211121 J10	088		
CH	PACS FL Clock B 3 . SH615		PX6.-	-	P615	111SS-38	1			Cable P615 Shd daisy ch to CH at FPU side	CVVUCR	33	211121 J10	072		
-																
006	PACS Fil LL CLK B 3 . VSMS		PX4.-	-	P614	031SS-38	2			Steel AWG 38	CVVUCR	33	211121 J10	040		
025	PACS Fil LL CLK B 3 . CKRI		PX4.-	-	P614	031SS-38	2			800 Ohm, 0.05 mA	CVVUCR	33	211121 J10	051		3.
007	PACS Fil LL CLK B 3 . VDECX		PX4.-	-	P614	031SS-38	2				CVVUCR	33	211121 J10	052		
CH	PACS Fil LL CLK B 3 . SH614		PX4.-	-	P614	031SS-38	2			Cable P614 Shd daisy ch to CH at FPU side	CVVUCR	33	211121 J10	050		
-																
026	PACS Fil Bias B 3 . VHB		PX2.-	-	P613	X09SB---	3			191SS38	CVVUCR	33	211121 J10	068	3.	3.
008	PACS Fil Bias B 3 . VTRIL		PX2.-	-	P613	X09SB---	3			191SS38	CVVUCR	33	211121 J10	079	3.	3.
027	PACS Fil Bias B 3 . GNDCL		PX2.-	-	P613	X09SB---	3			800 Ohm, 0.01 mA	CVVUCR	33	211121 J10	056		3.
009	PACS Fil Bias B 3 . VDPRO		PX2.-	-	P613	X09SB---	3			191SS38	CVVUCR	33	211121 J10	067	3.	3.
028	PACS Fil Bias B 3 . VH		PX2.-	-	P613	X09SB---	3			191SS38	CVVUCR	33	211121 J10	090	3.	3.
010	PACS Fil Bias B 3 . VL		PX2.-	-	P613	X09SB---	3			191SS38	CVVUCR	33	211121 J10	078	3.	3.
029	PACS Fil Bias B 3 . VRL		PX2.-	-	P613	X09SB---	3			191SS38	CVVUCR	33	211121 J10	101	3.	3.
011	PACS Fil Bias B 3 . VCH		PX2.-	-	P613	X09SB---	3			191SS38	CVVUCR	33	211121 J10	089	3.	3.
030	PACS Fil Bias B 3 . VSS		PX2.-	-	P613	X09SB---	3			191SS38	CVVUCR	33	211121 J10	055	3.	3.
012	PACS Fil Bias B 3 . VDL		PX2.-	-	P613	X09SB---	3			191SS38	CVVUCR	33	211121 J10	044	3.	3.
031	PACS Fil Bias B 3 . VINJ		PX2.-	-	P613	X09SB---	3			191SS38	CVVUCR	33	211121 J10	043	3.	3.
013	PACS Fil Bias B 3 . VGL		PX2.-	-	P613	X09SB---	3			191SS38	CVVUCR	33	211121 J10	032	3.	3.
032	PACS Fil Bias B 3 . VDD		PX2.-	-	P613	X09SB---	3			191SS38	CVVUCR	33	211121 J10	066	3.	3.
033	PACS Fil Bias B 3 . GNDBU		PX2.-	-	P613	X09SB---	3			191SS38	CVVUCR	33	211121 J10	077	3.	3.
034	PACS Fil Bias B 3 . VPRBU		PX2.-	-	P613	X09SB---	3			191SS38	CVVUCR	33	211121 J10	065	3.	3.
016	PACS Fil Bias B 3 . VGLBU		PX2.-	-	P613	X09SB---	3			191SS38	CVVUCR	33	211121 J10	054	3.	3.
035	PACS Fil Bias B 3 . VGG		PX2.-	-	P613	X09SB---	3			191SS38	CVVUCR	33	211121 J10	042	3.	3.
CH	PACS Fil Bias B 3 . SH613		PX2.-	-	P613	X09SB---	3			Cable P613 Shd daisy ch to CH at FPU side	CVVUCR	33	211121 J10	064		
-																

Astrium GmbH	**Pin Allocation List** (Harness)	Doc.No.: HP-2-ASED-IC-0015
Project: HERSCHEL		Issue: 1.0 Date: 21.04.2004
		Sheet: PAL-2 (of 2)

Connector: 131100 P58 **Function:** FPU to BOLC Det Bias FPU1 CL03 (613-615) **Conn.-Type:** MWDM2L-37P-6C3-.630

Item: HPFPU **Location:** 70 / Optical Bench **Backshell:** BS-LS-17F-01

EMC-Category: 3C/LL Sig H in Cryostat

Pin	Signal Designation	Interface-Code Circuit	Signal	Pos.	Ch. ID	Wiring	Grouping: Shd	Cable	Twist	Comment	Target-Item	Location	Connector	Pin	New	
014	PACS Fil Bias B 3 . VSSBU		PX2.-	-	P613	X09SB---	4			021BS30	CVVUCR	33	211121 J10	041	3.	3.
015	PACS Fil Bias B 3 . VDLBU		PX2.-	-	P613	X09SB---	4			021BS30	CVVUCR	33	211121 J10	053	3.	3.
CH	PACS Fil Bias B 3 . S613b		PX2.-	-	P613	X09SB---	4			Cable 613b Shd daisy ch to CH at FPU side	CVVUCR	33	211121 J10	030		
017	NC															
036	NC															
018	NC															
037	NC															
019	NC															
CH	Connector Case									Connected to Cable 1,2,3+4 Shd						

Astrium GmbH	**Pin Allocation List**	Doc.No.: HP-2-ASED-IC-0015
Project: HERSCHEL	**(Harness)**	Issue: 1.0 Date: 21.04.2004
		Sheet: PAL-1 (of 2)

Connector: 131100 P59 **Function:** FPU to BOLC Diff Out FPU1 CL04 (616b,c) **Conn.-Type:** MWDM2L-37S-6C3-.630

Item: HPFPU **Location:** 70 / Optical Bench **Backshell:** BS-LS-17F-01

EMC-Category: 3C/LL Sig H in Cryostat

Pin	Signal Designation	Interface-Code Circuit	Signal	Pos.	Ch. ID	Wiring	Grouping: Shd	Cable	Twist	Comment	Target-Item	Location	Connector	Pin	New
022	PACS S01-16 B 4 . REF16		PX1.-	-	P616	TP8SS-38	1			800 Ohm, 0.02 mA	CVVUCR	33	211121 J11	105	
004	PACS S01-16 B 4 . S16		PX1.-	-	P616	TP8SS-38	1				CVVUCR	33	211121 J11	115	
023	PACS S01-16 B 4 . REF15		PX1.-	-	P616	TP8SS-38	1			Cable 616b	CVVUCR	33	211121 J11	106	
005	PACS S01-16 B 4 . S15		PX1.-	-	P616	TP8SS-38	1				CVVUCR	33	211121 J11	107	
024	PACS S01-16 B 4 . REF14		PX1.-	-	P616	TP8SS-38	1				CVVUCR	33	211121 J11	122	
006	PACS S01-16 B 4 . S14		PX1.-	-	P616	TP8SS-38	1				CVVUCR	33	211121 J11	123	
025	PACS S01-16 B 4 . REF13		PX1.-	-	P616	TP8SS-38	1				CVVUCR	33	211121 J11	116	
007	PACS S01-16 B 4 . S13		PX1.-	-	P616	TP8SS-38	1				CVVUCR	33	211121 J11	117	3.
026	PACS S01-16 B 4 . REF12		PX1.-	-	P616	TP8SS-38	1				CVVUCR	33	211121 J11	108	
008	PACS S01-16 B 4 . S12		PX1.-	-	P616	TP8SS-38	1				CVVUCR	33	211121 J11	109	
027	PACS S01-16 B 4 . REF11		PX1.-	-	P616	TP8SS-38	1				CVVUCR	33	211121 J11	124	
009	PACS S01-16 B 4 . S11		PX1.-	-	P616	TP8SS-38	1				CVVUCR	33	211121 J11	125	
028	PACS S01-16 B 4 . REF10		PX1.-	-	P616	TP8SS-38	1				CVVUCR	33	211121 J11	118	
010	PACS S01-16 B 4 . S10		PX1.-	-	P616	TP8SS-38	1				CVVUCR	33	211121 J11	110	
029	PACS S01-16 B 4 . REF09		PX1.-	-	P616	TP8SS-38	1				CVVUCR	33	211121 J11	119	
011	PACS S01-16 B 4 . S09		PX1.-	-	P616	TP8SS-38	1				CVVUCR	33	211121 J11	126	
CH	PACS S01-16 B 4 . S616b		PX1.-	-	P616	TP8SS-38	1			Cable P616b shd daisy ch to CH at FPU side	CVVUCR	33	211121 J11	094	
-															
030	PACS S01-16 B 4 . REF08		PX1.-	-	P616	TP8SS-38	2			800 Ohm, 0.02 mA	CVVUCR	33	211121 J11	127	
012	PACS S01-16 B 4 . S08		PX1.-	-	P616	TP8SS-38	2				CVVUCR	33	211121 J11	120	
031	PACS S01-16 B 4 . REF07		PX1.-	-	P616	TP8SS-38	2			Cable 616c	CVVUCR	33	211121 J11	128	
013	PACS S01-16 B 4 . S07		PX1.-	-	P616	TP8SS-38	2				CVVUCR	33	211121 J11	121	
032	PACS S01-16 B 4 . REF06		PX1.-	-	P616	TP8SS-38	2				CVVUCR	33	211121 J11	112	
014	PACS S01-16 B 4 . S06		PX1.-	-	P616	TP8SS-38	2				CVVUCR	33	211121 J11	102	
033	PACS S01-16 B 4 . REF05		PX1.-	-	P616	TP8SS-38	2				CVVUCR	33	211121 J11	113	
015	PACS S01-16 B 4 . S05		PX1.-	-	P616	TP8SS-38	2				CVVUCR	33	211121 J11	103	3.
034	PACS S01-16 B 4 . REF04		PX1.-	-	P616	TP8SS-38	2				CVVUCR	33	211121 J11	091	
016	PACS S01-16 B 4 . S04		PX1.-	-	P616	TP8SS-38	2				CVVUCR	33	211121 J11	080	
035	PACS S01-16 B 4 . REF03		PX1.-	-	P616	TP8SS-38	2				CVVUCR	33	211121 J11	114	
017	PACS S01-16 B 4 . S03		PX1.-	-	P616	TP8SS-38	2				CVVUCR	33	211121 J11	104	
036	PACS S01-16 B 4 . REF02		PX1.-	-	P616	TP8SS-38	2				CVVUCR	33	211121 J11	092	
018	PACS S01-16 B 4 . S02		PX1.-	-	P616	TP8SS-38	2				CVVUCR	33	211121 J11	093	
037	PACS S01-16 B 4 . REF01		PX1.-	-	P616	TP8SS-38	2				CVVUCR	33	211121 J11	069	
019	PACS S01-16 B 4 . S01		PX1.-	-	P616	TP8SS-38	2				CVVUCR	33	211121 J11	081	
CH	PACS S01-16 B 4 . S616c		PX1.-	-	P616	TP8SS-38				Cable P616c shd daisy ch to CH at FPU side	CVVUCR	33	211121 J11	111	
001	NC														
003	NC														
020	NC														

Astrium GmbH	**Pin Allocation List** (Harness)	Doc.No.: HP-2-ASED-IC-0015
Project: HERSCHEL		Issue: 1.0 Date: 21.04.2004
		Sheet: PAL-2 (of 2)

Connector: 131100 P59 **Function:** FPU to BOLC Diff Out FPU1 CL04 (616b,c) **Conn.-Type:** MWDM2L-37S-6C3-.630

Item: HPFPU **Location:** 70 / Optical Bench **Backshell:** BS-LS-17F-01

EMC-Category: 3C/LL Sig H in Cryostat

Pin	Signal Designation	Interface-Code Circuit	Signal	Pos.	Ch. ID	Wiring	Grouping: Shd	Cable	Twist	Comment	Target-Item	Location	Connector	Pin	New
002	NC														
021	NC														
CH	Connector Housing									Connected to Cable 616b+616c Shd					

Astrium GmbH	**Pin Allocation List**	Doc.No.: HP-2-ASED-IC-0015
Project: HERSCHEL	**(Harness)**	Issue: 1.0 Date: 21.04.2004
		Sheet: PAL-1 (of 2)

Connector: 131100 P60 **Function:** FPU to BOLC Diff Out FPU1 CL04 (617b,c) **Conn.-Type:** MWDM2L-37S-6C3-.630

Item: HPFPU **Location:** 70 / Optical Bench **Backshell:** BS-LS-17F-01

EMC-Category: 3C/LL Sig H in Cryostat

Pin	Signal Designation	Interface-Code Circuit	Signal	Pos.	Ch. ID	Wiring	Grouping: Shd	Cable	Twist	Comment	Target-Item	Location	Connector	Pin	New
022	PACS S17-32 B 4 . REF32		PX1.-	-	P617	TP8SS-38	2			800 Ohm, 0.02 mA	CVVUCR	33	211121 J11	026	
004	PACS S17-32 B 4 . S32		PX1.-	-	P617	TP8SS-38	2				CVVUCR	33	211121 J11	015	
023	PACS S17-32 B 4 . REF31		PX1.-	-	P617	TP8SS-38	1			Cable 617b	CVVUCR	33	211121 J11	016	
005	PACS S17-32 B 4 . S31		PX1.-	-	P617	TP8SS-38	1				CVVUCR	33	211121 J11	027	
024	PACS S17-32 B 4 . REF30		PX1.-	-	P617	TP8SS-38	1				CVVUCR	33	211121 J11	008	
006	PACS S17-32 B 4 . S30		PX1.-	-	P617	TP8SS-38	1				CVVUCR	33	211121 J11	001	
025	PACS S17-32 B 4 . REF29		PX1.-	-	P617	TP8SS-38	1				CVVUCR	33	211121 J11	028	
007	PACS S17-32 B 4 . S29		PX1.-	-	P617	TP8SS-38	1				CVVUCR	33	211121 J11	017	3.
026	PACS S17-32 B 4 . REF28		PX1.-	-	P617	TP8SS-38	1				CVVUCR	33	211121 J11	009	
008	PACS S17-32 B 4 . S28		PX1.-	-	P617	TP8SS-38	1				CVVUCR	33	211121 J11	002	
027	PACS S17-32 B 4 . REF27		PX1.-	-	P617	TP8SS-38	1				CVVUCR	33	211121 J11	018	
009	PACS S17-32 B 4 . S27		PX1.-	-	P617	TP8SS-38	1				CVVUCR	33	211121 J11	010	
028	PACS S17-32 B 4 . REF26		PX1.-	-	P617	TP8SS-38	1				CVVUCR	33	211121 J11	003	
010	PACS S17-32 B 4 . S26		PX1.-	-	P617	TP8SS-38	1				CVVUCR	33	211121 J11	004	
029	PACS S17-32 B 4 . REF25		PX1.-	-	P617	TP8SS-38	1				CVVUCR	33	211121 J11	011	
011	PACS S17-32 B 4 . S25		PX1.-	-	P617	TP8SS-38	1				CVVUCR	33	211121 J11	019	
CH	PACS S17-32 B 4 . S617b		PX1.-	-	P617	TP8SS-38				Cable P617b Shd daisy ch to CH at FPU side	CVVUCR	33	211121 J11	025	
-															
030	PACS S17-32 B 4 . REF24		PX1.-	-	P617	TP8SS-38	2			800 Ohm, 0.02 mA	CVVUCR	33	211121 J11	006	
012	PACS S17-32 B 4 . S24		PX1.-	-	P617	TP8SS-38	2				CVVUCR	33	211121 J11	005	
031	PACS S17-32 B 4 . REF23		PX1.-	-	P617	TP8SS-38	2			Cable 617c	CVVUCR	33	211121 J11	013	
013	PACS S17-32 B 4 . S23		PX1.-	-	P617	TP8SS-38	2				CVVUCR	33	211121 J11	007	
032	PACS S17-32 B 4 . REF22		PX1.-	-	P617	TP8SS-38	2				CVVUCR	33	211121 J11	014	
014	PACS S17-32 B 4 . S22		PX1.-	-	P617	TP8SS-38	2				CVVUCR	33	211121 J11	023	
033	PACS S17-32 B 4 . REF21		PX1.-	-	P617	TP8SS-38	2				CVVUCR	33	211121 J11	022	
015	PACS S17-32 B 4 . S21		PX1.-	-	P617	TP8SS-38	2				CVVUCR	33	211121 J11	033	3.
034	PACS S17-32 B 4 . REF20		PX1.-	-	P617	TP8SS-38	2				CVVUCR	33	211121 J11	034	
016	PACS S17-32 B 4 . S20		PX1.-	-	P617	TP8SS-38	2				CVVUCR	33	211121 J11	024	
035	PACS S17-32 B 4 . REF19		PX1.-	-	P617	TP8SS-38	2				CVVUCR	33	211121 J11	045	
017	PACS S17-32 B 4 . S19		PX1.-	-	P617	TP8SS-38	2				CVVUCR	33	211121 J11	046	
036	PACS S17-32 B 4 . REF18		PX1.-	-	P617	TP8SS-38	2				CVVUCR	33	211121 J11	035	
018	PACS S17-32 B 4 . S18		PX1.-	-	P617	TP8SS-38	2				CVVUCR	33	211121 J11	047	
037	PACS S17-32 B 4 . REF17		PX1.-	-	P617	TP8SS-38	2				CVVUCR	33	211121 J11	058	
019	PACS S17-32 B 4 . S17		PX1.-	-	P617	TP8SS-38	2				CVVUCR	33	211121 J11	057	
CH	PACS S17-32 B 4 . S617c		PX1.-	-	P617	TP8SS-38	2			Cable P617c Shd daisy ch to CH at FPU side	CVVUCR	33	211121 J11	012	
001	NC														
003	NC														
020	NC														

Astrium GmbH	**Pin Allocation List** (Harness)	Doc.No.: HP-2-ASED-IC-0015
Project: HERSCHEL		Issue: 1.0 Date: 21.04.2004
		Sheet: PAL-2 (of 2)

Connector: 131100 P60 **Function:** FPU to BOLC Diff Out FPU1 CL04 (617b,c) **Conn.-Type:** MWDM2L-37S-6C3-.630

Item: HPFPU **Location:** 70 / Optical Bench **Backshell:** BS-LS-17F-01

EMC-Category: 3C/LL Sig H in Cryostat

Pin	Signal Designation	Interface-Code Circuit	Signal	Pos.	Ch. ID	Wiring	Grouping: Shd	Cable	Twist	Comment	Target-Item	Location	Connector	Pin	New
002	NC														
021	NC														
CH	Connector Housing									Connected to cable 617b+617c Shd					

Astrium GmbH	**Pin Allocation List**	Doc.No.: HP-2-ASED-IC-0015
Project: HERSCHEL	**(Harness)**	Issue: 1.0 Date: 21.04.2004
		Sheet: PAL-1 (of 2)

Connector: 131100 P61 **Function:** FPU to BOLC Det Bias FPU1 CL04 (618-620) **Conn.-Type:** MWDM2L-37P-6C3-.630

Item: HPFPU **Location:** 70 / Optical Bench **Backshell:** BS-LS-17F-01

EMC-Category: 3C/LL Sig H in Cryostat

Pin	Signal Designation	Interface-Code Circuit	Signal	Pos.	Ch. ID	Wiring	Grouping: Shd	Cable	Twist	Comment	Target-Item	Location	Connector	Pin	New	
001	PACS FL Clock B 4 . VGDEC		PX6.-	-	P620	111SS-38	1			800 Ohm, 0.05 mA	CVVUCR	33	211121 J11	096		
020	PACS FL Clock B 4 . VSEL		PX6.-	-	P620	111SS-38	1				CVVUCR	33	211121 J11	084		
002	PACS FL Clock B 4 . VGSEL		PX6.-	-	P620	111SS-38	1				CVVUCR	33	211121 J11	097		
021	PACS FL Clock B 4 . AD6		PX6.-	-	P620	111SS-38	1				CVVUCR	33	211121 J11	085		3.
003	PACS FL Clock B 4 . AD5		PX6.-	-	P620	111SS-38	1				CVVUCR	33	211121 J11	098		
022	PACS FL Clock B 4 . AD4		PX6.-	-	P620	111SS-38	1				CVVUCR	33	211121 J11	086		
004	PACS FL Clock B 4 . AD3		PX6.-	-	P620	111SS-38	1				CVVUCR	33	211121 J11	099		
023	PACS FL Clock B 4 . AD2		PX6.-	-	P620	111SS-38	1				CVVUCR	33	211121 J11	087		
005	PACS FL Clock B 4 . AD1		PX6.-	-	P620	111SS-38	1				CVVUCR	33	211121 J11	100		
024	PACS FL Clock B 4 . AD0		PX6.-	-	P620	111SS-38	1				CVVUCR	33	211121 J11	088		
CH	PACS FL Clock B 4 . SH620		PX6.-	-	P620	111SS-38	1			Cable P620 daisy ch to CH at FPU side	CVVUCR	33	211121 J11	072		
-																
006	PACS Fil LL CLK B 4 . VSMS		PX4.-	-	P619	031SS-38	2			800 Ohm, 0.05 mA	CVVUCR	33	211121 J11	040		
025	PACS Fil LL CLK B 4 . CKRI		PX4.-	-	P619	031SS-38	2				CVVUCR	33	211121 J11	051		3.
007	PACS Fil LL CLK B 4 . VDECX		PX4.-	-	P619	031SS-38	2				CVVUCR	33	211121 J11	052		
CH	PACS Fil LL CLK B 4 . SH619		PX4.-	-	P619	031SS-38	2			Cable P619 daisy ch to CH at FPU side	CVVUCR	33	211121 J11	050		
-																
026	PACS Fil Bias B 4 . VHB		PX2.-	-	P618	X09SB---	3			191SS38	CVVUCR	33	211121 J11	068	3.	3.
008	PACS Fil Bias B 4 . VTRIL		PX2.-	-	P618	X09SB---	3			191SS38	CVVUCR	33	211121 J11	079	3.	3.
027	PACS Fil Bias B 4 . GNDCL		PX2.-	-	P618	X09SB---	3			191SS38, 800 Ohm, 0.05 mA	CVVUCR	33	211121 J11	056	3.	3.
009	PACS Fil Bias B 4 . VDPRO		PX2.-	-	P618	X09SB---	3			191SS38	CVVUCR	33	211121 J11	067	3.	3.
028	PACS Fil Bias B 4 . VH		PX2.-	-	P618	X09SB---	3			191SS38	CVVUCR	33	211121 J11	090	3.	3.
010	PACS Fil Bias B 4 . VL		PX2.-	-	P618	X09SB---	3			191SS38	CVVUCR	33	211121 J11	078	3.	3.
029	PACS Fil Bias B 4 . VRL		PX2.-	-	P618	X09SB---	3			191SS38	CVVUCR	33	211121 J11	101	3.	3.
011	PACS Fil Bias B 4 . VCH		PX2.-	-	P618	X09SB---	3			191SS38	CVVUCR	33	211121 J11	089	3.	3.
030	PACS Fil Bias B 4 . VSS		PX2.-	-	P618	X09SB---	3			191SS38	CVVUCR	33	211121 J11	055	3.	3.
012	PACS Fil Bias B 4 . VDL		PX2.-	-	P618	X09SB---	3			191SS38	CVVUCR	33	211121 J11	044	3.	3.
031	PACS Fil Bias B 4 . VINJ		PX2.-	-	P618	X09SB---	3			191SS38	CVVUCR	33	211121 J11	043	3.	3.
013	PACS Fil Bias B 4 . VGL		PX2.-	-	P618	X09SB---	3			191SS38	CVVUCR	33	211121 J11	032	3.	3.
032	PACS Fil Bias B 4 . VDD		PX2.-	-	P618	X09SB---	3			191SS38	CVVUCR	33	211121 J11	066	3.	3.
033	PACS Fil Bias B 4 . GNDBU		PX2.-	-	P618	X09SB---	3			191SS38	CVVUCR	33	211121 J11	077	3.	3.
034	PACS Fil Bias B 4 . VPRBU		PX2.-	-	P618	X09SB---	3			191SS38	CVVUCR	33	211121 J11	065	3.	3.
016	PACS Fil Bias B 4 . VGLBU		PX2.-	-	P618	X09SB---	3			191SS38	CVVUCR	33	211121 J11	054	3.	3.
035	PACS Fil Bias B 4 . VGG		PX2.-	-	P618	X09SB---	3			191SS38	CVVUCR	33	211121 J11	042	3.	3.
CH	PACS Fil Bias B 4 . SH618		PX2.-	-	P618	X09SB---	3			Cable P618 daisy ch to CH at FPU side	CVVUCR	33	211121 J11	064		
-																

Astrium GmbH	**Pin Allocation List**	Doc.No.: HP-2-ASED-IC-0015
Project: HERSCHEL	**(Harness)**	Issue: 1.0 Date: 21.04.2004
		Sheet: PAL-2 (of 2)

Connector: 131100 P61 **Function:** FPU to BOLC Det Bias FPU1 CL04 (618-620) **Conn.-Type:** MWDM2L-37P-6C3-.630

Item: HPFPU **Location:** 70 / Optical Bench **Backshell:** BS-LS-17F-01

EMC-Category: 3C/LL Sig H in Cryostat

Pin	Signal Designation	Interface-Code Circuit	Signal	Pos.	Ch. ID	Wiring	Grouping: Shd	Cable	Twist	Comment	Target-Item	Location	Connector	Pin	New	
-																
014	PACS Fil Bias B 4 . VSSBU		PX2.-	-	P618	X09SB---	4			021BS30	CVVUCR	33	211121 J11	041	3.	3.
015	PACS Fil Bias B 4 . VDLBU		PX2.-	-	P618	X09SB---	4			021BS30	CVVUCR	33	211121 J11	053	3.	3.
CH	PACS Fil Bias B 4 . S618b		PX2.-	-	P618	X09SB---	4			Cable 618b Shd daisy ch to CH at FPU side, at SVM CB side con to P618 Shd Pin 64 !	CVVUCR	33	211121 J11	030		
017	NC															
036	NC															
018	NC															
037	NC															
019	NC															
CH	Connector Case									Connected to Cable 1,2,3+4 Shd						

Astrium GmbH	**Pin Allocation List**	Doc.No.: HP-2-ASED-IC-0015
Project: HERSCHEL	**(Harness)**	Issue: 1.0 Date: 21.04.2004
		Sheet: PAL-1 (of 2)

Connector: 131100 P62 **Function:** FPU to BOLC Diff Out FPU2 CL01 (621b,c) **Conn.-Type:** MWDM2L-37S-6C3-.630

Item: HPFPU **Location:** 70 / Optical Bench **Backshell:** BS-SS-17F-01

EMC-Category: 3C/LL Sig H in Cryostat

Pin	Signal Designation	Interface-Code Circuit	Signal	Pos.	Ch. ID	Wiring	Grouping: Shd	Cable	Twist	Comment	Target-Item	Location	Connector	Pin	New
022	PACS S01-16 B 5 . REF16		PX1.-	-	P621	TP8SS-38	1			800 Ohm, 0.02 mA	CVVUCR	33	211121 J12	086	
004	PACS S01-16 B 5 . S16		PX1.-	-	P621	TP8SS-38	1				CVVUCR	33	211121 J12	078	
023	PACS S01-16 B 5 . REF15		PX1.-	-	P621	TP8SS-38	1			Cable 621b	CVVUCR	33	211121 J12	087	
005	PACS S01-16 B 5 . S15		PX1.-	-	P621	TP8SS-38	1				CVVUCR	33	211121 J12	079	
024	PACS S01-16 B 5 . REF14		PX1.-	-	P621	TP8SS-38	1				CVVUCR	33	211121 J12	088	
006	PACS S01-16 B 5 . S14		PX1.-	-	P621	TP8SS-38	1				CVVUCR	33	211121 J12	080	
025	PACS S01-16 B 5 . REF13		PX1.-	-	P621	TP8SS-38	1				CVVUCR	33	211121 J12	089	
007	PACS S01-16 B 5 . S13		PX1.-	-	P621	TP8SS-38	1				CVVUCR	33	211121 J12	081	3.
026	PACS S01-16 B 5 . REF12		PX1.-	-	P621	TP8SS-38	1				CVVUCR	33	211121 J12	069	
008	PACS S01-16 B 5 . S12		PX1.-	-	P621	TP8SS-38	1				CVVUCR	33	211121 J12	059	
027	PACS S01-16 B 5 . REF11		PX1.-	-	P621	TP8SS-38	1				CVVUCR	33	211121 J12	070	
009	PACS S01-16 B 5 . S11		PX1.-	-	P621	TP8SS-38	1				CVVUCR	33	211121 J12	060	
028	PACS S01-16 B 5 . REF10		PX1.-	-	P621	TP8SS-38	1				CVVUCR	33	211121 J12	071	
010	PACS S01-16 B 5 . S10		PX1.-	-	P621	TP8SS-38	1				CVVUCR	33	211121 J12	061	
029	PACS S01-16 B 5 . REF09		PX1.-	-	P621	TP8SS-38	1				CVVUCR	33	211121 J12	072	
011	PACS S01-16 B 5 . S09		PX1.-	-	P621	TP8SS-38	1				CVVUCR	33	211121 J12	062	
CH	PACS S01-16 B 5 . S621b		PX1.-	-	P621	TP8SS-38				Cable P621b Shd daisy ch to CH at FPU side	CVVUCR	33	211121 J12	077	
-															
030	PACS S01-16 B 5 . REF08		PX1.-	-	P621	TP8SS-38	2			800 Ohm, 0.02 mA	CVVUCR	33	211121 J12	090	
012	PACS S01-16 B 5 . S08		PX1.-	-	P621	TP8SS-38	2				CVVUCR	33	211121 J12	082	
031	PACS S01-16 B 5 . REF07		PX1.-	-	P621	TP8SS-38	2			Cable 621c	CVVUCR	33	211121 J12	091	
013	PACS S01-16 B 5 . S07		PX1.-	-	P621	TP8SS-38	2				CVVUCR	33	211121 J12	083	
032	PACS S01-16 B 5 . REF06		PX1.-	-	P621	TP8SS-38	2				CVVUCR	33	211121 J12	092	
014	PACS S01-16 B 5 . S06		PX1.-	-	P621	TP8SS-38	2				CVVUCR	33	211121 J12	084	
033	PACS S01-16 B 5 . REF05		PX1.-	-	P621	TP8SS-38	2				CVVUCR	33	211121 J12	093	
015	PACS S01-16 B 5 . S05		PX1.-	-	P621	TP8SS-38	2				CVVUCR	33	211121 J12	085	3.
034	PACS S01-16 B 5 . REF04		PX1.-	-	P621	TP8SS-38	2				CVVUCR	33	211121 J12	073	
016	PACS S01-16 B 5 . S04		PX1.-	-	P621	TP8SS-38	2				CVVUCR	33	211121 J12	063	
035	PACS S01-16 B 5 . REF03		PX1.-	-	P621	TP8SS-38	2				CVVUCR	33	211121 J12	074	
017	PACS S01-16 B 5 . S03		PX1.-	-	P621	TP8SS-38	2				CVVUCR	33	211121 J12	064	
036	PACS S01-16 B 5 . REF02		PX1.-	-	P621	TP8SS-38	2				CVVUCR	33	211121 J12	075	
018	PACS S01-16 B 5 . S02		PX1.-	-	P621	TP8SS-38	2				CVVUCR	33	211121 J12	065	
037	PACS S01-16 B 5 . REF01		PX1.-	-	P621	TP8SS-38	2				CVVUCR	33	211121 J12	076	
019	PACS S01-16 B 5 . S01		PX1.-	-	P621	TP8SS-38	2				CVVUCR	33	211121 J12	066	
CH	PACS S01-16 B 5 . S621c		PX1.-	-	P621	TP8SS-38	2			Cable P621c Shd daisy ch to CH at FPU side	CVVUCR	33	211121 J12	097	
001	NC														
003	NC														
020	NC														

Astrium GmbH	**Pin Allocation List** (Harness)	Doc.No.: HP-2-ASED-IC-0015
Project: HERSCHEL		Issue: 1.0 Date: 21.04.2004
		Sheet: PAL-2 (of 2)

Connector: 131100 P62 **Function:** FPU to BOLC Diff Out FPU2 CL01 (621b,c) **Conn.-Type:** MWDM2L-37S-6C3-.630

Item: HPFPU **Location:** 70 / Optical Bench **Backshell:** BS-SS-17F-01

EMC-Category: 3C/LL Sig H in Cryostat

Pin	Signal Designation	Interface-Code Circuit	Signal	Pos.	Ch. ID	Wiring	Grouping: Shd	Cable	Twist	Comment	Target-Item	Location	Connector	Pin	New
002	NC														
021	NC														
CH	Connector Housing									Connected to Cable 621b+621c Shd					

Astrium GmbH	**Pin Allocation List**	Doc.No.: HP-2-ASED-IC-0015
Project: HERSCHEL	**(Harness)**	Issue: 1.0 Date: 21.04.2004
		Sheet: PAL-1 (of 2)

Connector: 131100 P63 **Function:** FPU to BOLC Diff Out FPU2 CL01 (622-624) **Conn.-Type:** MWDM2L-37P-6C3-.630

Item: HPFPU **Location:** 70 / Optical Bench **Backshell:** BS-SS-17F-01

EMC-Category: 3C/LL Sig H in Cryostat

Pin	Signal Designation	Interface-Code Circuit	Signal	Pos.	Ch. ID	Wiring	Grouping: Shd	Cable	Twist	Comment	Target-Item	Location	Connector	Pin	New	
001	PACS FL Clock B 5 . VGDEC		PX6.-	-	P624	111SS-38	1			800 Ohm, 0.05 mA	CVVUCR	33	211121 J12	008		3.
020	PACS FL Clock B 5 . VSEL		PX6.-	-	P624	111SS-38	1				CVVUCR	33	211121 J12	009		
002	PACS FL Clock B 5 . VGSEL		PX6.-	-	P624	111SS-38	1				CVVUCR	33	211121 J12	010		
021	PACS FL Clock B 5 . AD6		PX6.-	-	P624	111SS-38	1				CVVUCR	33	211121 J12	011		3.
003	PACS FL Clock B 5 . AD5		PX6.-	-	P624	111SS-38	1				CVVUCR	33	211121 J12	017		
022	PACS FL Clock B 5 . AD4		PX6.-	-	P624	111SS-38	1				CVVUCR	33	211121 J12	018		
004	PACS FL Clock B 5 . AD3		PX6.-	-	P624	111SS-38	1				CVVUCR	33	211121 J12	019		
023	PACS FL Clock B 5 . AD2		PX6.-	-	P624	111SS-38	1				CVVUCR	33	211121 J12	020		
005	PACS FL Clock B 5 . AD1		PX6.-	-	P624	111SS-38	1				CVVUCR	33	211121 J12	029		
024	PACS FL Clock B 5 . AD0		PX6.-	-	P624	111SS-38	1				CVVUCR	33	211121 J12	030		
CH	PACS FL Clock B 5 . SH624		PX6.-	-	P624	111SS-38				Cable P624 Shd daisy ch to CH at FPU side	CVVUCR	33	211121 J12	016		
-																
006	PACS Fil LL CLK B 5 . VSMS		PX4.-	-	P623	031SS-38	2			800 Ohm, 0.05 mA	CVVUCR	33	211121 J12	001		
025	PACS Fil LL CLK B 5 . CKRI		PX4.-	-	P623	031SS-38	2				CVVUCR	33	211121 J12	002		3.
007	PACS Fil LL CLK B 5 . VDECX		PX4.-	-	P623	031SS-38	2				CVVUCR	33	211121 J12	003		
CH	PACS Fil LL CLK B 5 . SH623		PX4.-	-	P623	031SS-38	2			Cable P623 Shd daisy ch to CH at FPU side	CVVUCR	33	211121 J12	004		
-																
026	PACS Fil Bias B 5 . VHB		PX2.-	-	P622	X09SB---	3			191SS38	CVVUCR	33	211121 J12	012	3.	3.
008	PACS Fil Bias B 5 . VTRIL		PX2.-	-	P622	X09SB---	3			191SS38	CVVUCR	33	211121 J12	013	3.	3.
027	PACS Fil Bias B 5 . GNDCL		PX2.-	-	P622	X09SB---	3			191SS38: 800 Ohm, 0.01 mA	CVVUCR	33	211121 J12	014	3.	3.
009	PACS Fil Bias B 5 . VDPRO		PX2.-	-	P622	X09SB---	3			191SS38	CVVUCR	33	211121 J12	015	3.	3.
028	PACS Fil Bias B 5 . VH		PX2.-	-	P622	X09SB---	3			191SS38	CVVUCR	33	211121 J12	021	3.	3.
010	PACS Fil Bias B 5 . VL		PX2.-	-	P622	X09SB---	3			191SS38	CVVUCR	33	211121 J12	022	3.	3.
029	PACS Fil Bias B 5 . VRL		PX2.-	-	P622	X09SB---	3			191SS38	CVVUCR	33	211121 J12	023	3.	3.
011	PACS Fil Bias B 5 . VCH		PX2.-	-	P622	X09SB---	3			191SS38	CVVUCR	33	211121 J12	024	3.	3.
030	PACS Fil Bias B 5 . VSS		PX2.-	-	P622	X09SB---	3			191SS38	CVVUCR	33	211121 J12	031	3.	3.
012	PACS Fil Bias B 5 . VDL		PX2.-	-	P622	X09SB---	3			191SS38	CVVUCR	33	211121 J12	032	3.	3.
031	PACS Fil Bias B 5 . VINJ		PX2.-	-	P622	X09SB---	3			191SS38	CVVUCR	33	211121 J12	033	3.	3.
013	PACS Fil Bias B 5 . VGL		PX2.-	-	P622	X09SB---	3			191SS38	CVVUCR	33	211121 J12	034	3.	3.
032	PACS Fil Bias B 5 . VDD		PX2.-	-	P622	X09SB---	3			191SS38	CVVUCR	33	211121 J12	042	3.	3.
033	PACS Fil Bias B 5 . GNDBU		PX2.-	-	P622	X09SB---	3			191SS38	CVVUCR	33	211121 J12	043	3.	3.
034	PACS Fil Bias B 5 . VPRBU		PX2.-	-	P622	X09SB---	3			191SS38	CVVUCR	33	211121 J12	044	3.	3.
016	PACS Fil Bias B 5 . VGLBU		PX2.-	-	P622	X09SB---	3			191SS38	CVVUCR	33	211121 J12	045	3.	3.
035	PACS Fil Bias B 5 . VGG		PX2.-	-	P622	X09SB---	3			191SS38	CVVUCR	33	211121 J12	041	3.	3.
CH	PACS Fil Bias B 5 . SH622		PX2.-	-	P622	X09SB---	3			Cabel P622 Shd daisy ch to CH at FPU side	CVVUCR	33	211121 J12	052		
-																

Astrium GmbH	**Pin Allocation List** (Harness)	Doc.No.: HP-2-ASED-IC-0015
Project: HERSCHEL		Issue: 1.0 Date: 21.04.2004
		Sheet: PAL-2 (of 2)

Connector: 131100 P63 **Function:** FPU to BOLC Diff Out FPU2 CL01 (622-624) **Conn.-Type:** MWDM2L-37P-6C3-.630

Item: HPFPU **Location:** 70 / Optical Bench **Backshell:** BS-SS-17F-01

EMC-Category: 3C/LL Sig H in Cryostat

Pin	Signal Designation	Interface-Code Circuit	Signal	Pos.	Ch. ID	Wiring	Grouping: Shd	Cable	Twist	Comment	Target-Item	Location	Connector	Pin	New	
014	PACS Fil Bias B 5 . VSSBU		PX2.-	-	P622	X09SB---	4			021BS30	CVVUCR	33	211121 J12	005	3.	3.
015	PACS Fil Bias B 5 . VDLBU		PX2.-	-	P622	X09SB---	4			021BS30	CVVUCR	33	211121 J12	006	3.	3.
CH	PACS Fil Bias B 5 . S622b		PX2.-	-	P622	X09SB---	4			Cable 622b Shd daisy ch to CH at FPU side, at SVM CB side con to P622 Shd Pin 64 !	CVVUCR	33	211121 J12	007		
017	NC															
036	NC															
018	NC															
037	NC															
019	NC															
CH	Connector Housing									Connected to Cable 1,2,3+4 Shd						

Astrium GmbH	**Pin Allocation List**	Doc.No.: HP-2-ASED-IC-0015
Project: HERSCHEL	**(Harness)**	Issue: 1.0 Date: 21.04.2004
		Sheet: PAL-1 (of 2)

Connector: 131100 P64 **Function:** FPU to BOLC Det Bias FPU2 CL01 (625b,c) **Conn.-Type:** MWDM2L-37S-6C3-.630

Item: HPFPU **Location:** 70 / Optical Bench **Backshell:** BS-LS-17F-01

EMC-Category: 3C/LL Sig H in Cryostat

		Interface-Code					Grouping:								
Pin	**Signal Designation**	**Circuit**	**Signal**	**Pos.**	**Ch. ID**	**Wiring**	**Shd**	**Cable**	**Twist**	**Comment**	**Target-Item**	**Location**	**Connector**	**Pin**	**New**
022	PACS S01-16 B 6 . REF16		PX1.-	-	P625	TP8SS-38	1			800 Ohm, 0.02 mA	CVVUCR	33	211121 J13	086	
004	PACS S01-16 B 6 . S16		PX1.-	-	P625	TP8SS-38	1				CVVUCR	33	211121 J13	078	
023	PACS S01-16 B 6 . REF15		PX1.-	-	P625	TP8SS-38	1			Cable 625b	CVVUCR	33	211121 J13	087	
005	PACS S01-16 B 6 . S15		PX1.-	-	P625	TP8SS-38	1				CVVUCR	33	211121 J13	079	
024	PACS S01-16 B 6 . REF14		PX1.-	-	P625	TP8SS-38	1				CVVUCR	33	211121 J13	088	
006	PACS S01-16 B 6 . S14		PX1.-	-	P625	TP8SS-38	1				CVVUCR	33	211121 J13	080	
025	PACS S01-16 B 6 . REF13		PX1.-	-	P625	TP8SS-38	1				CVVUCR	33	211121 J13	089	
007	PACS S01-16 B 6 . S13		PX1.-	-	P625	TP8SS-38	1				CVVUCR	33	211121 J13	081	3.
026	PACS S01-16 B 6 . REF12		PX1.-	-	P625	TP8SS-38	1				CVVUCR	33	211121 J13	069	
008	PACS S01-16 B 6 . S12		PX1.-	-	P625	TP8SS-38	1				CVVUCR	33	211121 J13	059	
027	PACS S01-16 B 6 . REF11		PX1.-	-	P625	TP8SS-38	1				CVVUCR	33	211121 J13	070	
009	PACS S01-16 B 6 . S11		PX1.-	-	P625	TP8SS-38	1				CVVUCR	33	211121 J13	060	
028	PACS S01-16 B 6 . REF10		PX1.-	-	P625	TP8SS-38	1				CVVUCR	33	211121 J13	071	
010	PACS S01-16 B 6 . S10		PX1.-	-	P625	TP8SS-38	1				CVVUCR	33	211121 J13	061	
029	PACS S01-16 B 6 . REF09		PX1.-	-	P625	TP8SS-38	1				CVVUCR	33	211121 J13	072	
011	PACS S01-16 B 6 . S09		PX1.-	-	P625	TP8SS-38	1				CVVUCR	33	211121 J13	062	
CH	PACS S01-16 B 6 . S625b		PX1.-	-	P625	TP8SS-38				Cable P625b Shd daisy ch to CH at FPU side	CVVUCR	33	211121 J13	077	
-															
030	PACS S01-16 B 6 . REF08		PX1.-	-	P625	TP8SS-38	2			800 Ohm, 0.02 mA	CVVUCR	33	211121 J13	090	
012	PACS S01-16 B 6 . S08		PX1.-	-	P625	TP8SS-38	2				CVVUCR	33	211121 J13	082	
031	PACS S01-16 B 6 . REF07		PX1.-	-	P625	TP8SS-38	2			Cable 625c	CVVUCR	33	211121 J13	091	
013	PACS S01-16 B 6 . S07		PX1.-	-	P625	TP8SS-38	2				CVVUCR	33	211121 J13	083	
032	PACS S01-16 B 6 . REF06		PX1.-	-	P625	TP8SS-38	2				CVVUCR	33	211121 J13	092	
014	PACS S01-16 B 6 . S06		PX1.-	-	P625	TP8SS-38	2				CVVUCR	33	211121 J13	084	
033	PACS S01-16 B 6 . REF05		PX1.-	-	P625	TP8SS-38	2				CVVUCR	33	211121 J13	093	
015	PACS S01-16 B 6 . S05		PX1.-	-	P625	TP8SS-38	2				CVVUCR	33	211121 J13	085	3.
034	PACS S01-16 B 6 . REF04		PX1.-	-	P625	TP8SS-38	2				CVVUCR	33	211121 J13	073	
016	PACS S01-16 B 6 . S04		PX1.-	-	P625	TP8SS-38	2				CVVUCR	33	211121 J13	063	
035	PACS S01-16 B 6 . REF03		PX1.-	-	P625	TP8SS-38	2				CVVUCR	33	211121 J13	074	
017	PACS S01-16 B 6 . S03		PX1.-	-	P625	TP8SS-38	2				CVVUCR	33	211121 J13	064	
036	PACS S01-16 B 6 . REF02		PX1.-	-	P625	TP8SS-38	2				CVVUCR	33	211121 J13	075	
018	PACS S01-16 B 6 . S02		PX1.-	-	P625	TP8SS-38	2				CVVUCR	33	211121 J13	065	
037	PACS S01-16 B 6 . REF01		PX1.-	-	P625	TP8SS-38	2				CVVUCR	33	211121 J13	076	
019	PACS S01-16 B 6 . S01		PX1.-	-	P625	TP8SS-38	2				CVVUCR	33	211121 J13	066	
CH	PACS S01-16 B 6 . S625c		PX1.-	-	P625	TP8SS-38				Cable P625c Shd daisy ch to CH at FPU side	CVVUCR	33	211121 J13	097	
001	NC														
003	NC														
020	NC														

Astrium GmbH	**Pin Allocation List** (Harness)	Doc.No.: HP-2-ASED-IC-0015
Project: HERSCHEL		Issue: 1.0 Date: 21.04.2004
		Sheet: PAL-2 (of 2)

Connector: 131100 P64 **Function:** FPU to BOLC Det Bias FPU2 CL01 (625b,c) **Conn.-Type:** MWDM2L-37S-6C3-.630

Item: HPFPU **Location:** 70 / Optical Bench **Backshell:** BS-LS-17F-01

EMC-Category: 3C/LL Sig H in Cryostat

Pin	Signal Designation	Interface-Code Circuit	Signal	Pos.	Ch. ID	Wiring	Grouping: Shd	Cable	Twist	Comment	Target-Item	Location	Connector	Pin	New
002	NC														
021	NC														
CH	Connector Housing									Connected to Cable 625b + 625c Shd					

Astrium GmbH	**Pin Allocation List**	Doc.No.: HP-2-ASED-IC-0015
Project: HERSCHEL	**(Harness)**	Issue: 1.0 Date: 21.04.2004
		Sheet: PAL-1 (of 2)

Connector: 131100 P65 **Function:** FPU to BOLC Diff Out FPU2 CL02 (626-628) **Conn.-Type:** MWDM2L-37P-6C3-.630

Item: HPFPU **Location:** 70 / Optical Bench **Backshell:** BS-LS-17F-01

EMC-Category: 3C/LL Sig H in Cryostat

		Interface-Code					Grouping:									
Pin	**Signal Designation**	**Circuit**	**Signal**	**Pos.**	**Ch. ID**	**Wiring**	**Shd**	**Cable**	**Twist**	**Comment**	**Target-Item**	**Location**	**Connector**	**Pin**	**New**	
001	PACS FL Clock B 6 . VGDEC		PX6.-	-	P628	111SS-38	1			800 Ohm, 0.05 mA	CVVUCR	33	211121 J13	008		
020	PACS FL Clock B 6 . VSEL		PX6.-	-	P628	111SS-38	1				CVVUCR	33	211121 J13	009		
002	PACS FL Clock B 6 . VGSEL		PX6.-	-	P628	111SS-38	1				CVVUCR	33	211121 J13	010		
021	PACS FL Clock B 6 . AD6		PX6.-	-	P628	111SS-38	1				CVVUCR	33	211121 J13	011		
003	PACS FL Clock B 6 . AD5		PX6.-	-	P628	111SS-38	1				CVVUCR	33	211121 J13	017		3.
022	PACS FL Clock B 6 . AD4		PX6.-	-	P628	111SS-38	1				CVVUCR	33	211121 J13	018		
004	PACS FL Clock B 6 . AD3		PX6.-	-	P628	111SS-38	1				CVVUCR	33	211121 J13	019		
023	PACS FL Clock B 6 . AD2		PX6.-	-	P628	111SS-38	1				CVVUCR	33	211121 J13	020		
005	PACS FL Clock B 6 . AD1		PX6.-	-	P628	111SS-38	1				CVVUCR	33	211121 J13	029		
024	PACS FL Clock B 6 . AD0		PX6.-	-	P628	111SS-38	1				CVVUCR	33	211121 J13	030		
CH	PACS FL Clock B 6 . SH628		PX6.-	-	P628	111SS-38	1			Cable P628 Shd daisy ch to CH at FPU side	CVVUCR	33	211121 J13	016		
-																
006	PACS Fill LL CLK B 6 . VSMS		PX4.-	-	P627	031SS-38	2			800 Ohm, 0.05 mA	CVVUCR	33	211121 J13	001		
025	PACS Fill LL CLK B 6 . CKRI		PX4.-	-	P627	031SS-38	2				CVVUCR	33	211121 J13	002		3.
007	PACS Fill LL CLK B 6 . VDECX		PX4.-	-	P627	031SS-38	2				CVVUCR	33	211121 J13	003		
CH	PACS Fill LL CLK B 6 . SH627		PX4.-	-	P627	031SS-38	2			Cable P627 daisy ch to CH at FPU side	CVVUCR	33	211121 J13	004		
-																
026	PACS Fil Bias B 6 . VHB		PX2.-	-	P626	X09SB---	3			191SS38	CVVUCR	33	211121 J13	012	3.	3.
008	PACS Fil Bias B 6 . VTRIL		PX2.-	-	P626	X09SB---	3			191SS38	CVVUCR	33	211121 J13	013	3.	3.
027	PACS Fil Bias B 6 . GNDCL		PX2.-	-	P626	X09SB---	3			191SS38; 800 Ohm, 0.01 mA	CVVUCR	33	211121 J13	014	3.	3.
009	PACS Fil Bias B 6 . VDPRO		PX2.-	-	P626	X09SB---	3			191SS38	CVVUCR	33	211121 J13	015	3.	3.
028	PACS Fil Bias B 6 . VH		PX2.-	-	P626	X09SB---	3			191SS38	CVVUCR	33	211121 J13	021	3.	3.
010	PACS Fil Bias B 6 . VL		PX2.-	-	P626	X09SB---	3			191SS38	CVVUCR	33	211121 J13	022	3.	3.
029	PACS Fil Bias B 6 . VRL		PX2.-	-	P626	X09SB---	3			191SS38	CVVUCR	33	211121 J13	023	3.	3.
011	PACS Fil Bias B 6 . VCH		PX2.-	-	P626	X09SB---	3			191SS38	CVVUCR	33	211121 J13	024	3.	3.
030	PACS Fil Bias B 6 . VSS		PX2.-	-	P626	X09SB---	3			191SS38	CVVUCR	33	211121 J13	031	3.	3.
012	PACS Fil Bias B 6 . VDL		PX2.-	-	P626	X09SB---	3			191SS38	CVVUCR	33	211121 J13	032	3.	3.
031	PACS Fil Bias B 6 . VINJ		PX2.-	-	P626	X09SB---	3			191SS38	CVVUCR	33	211121 J13	033	3.	3.
013	PACS Fil Bias B 6 . VGL		PX2.-	-	P626	X09SB---	3			191SS38	CVVUCR	33	211121 J13	034	3.	3.
032	PACS Fil Bias B 6 . VDD		PX2.-	-	P626	X09SB---	3			191SS38	CVVUCR	33	211121 J13	042	3.	3.
033	PACS Fil Bias B 6 . GNDBU		PX2.-	-	P626	X09SB---	3			191SS38	CVVUCR	33	211121 J13	043	3.	3.
034	PACS Fil Bias B 6 . VPRBU		PX2.-	-	P626	X09SB---	3			191SS38	CVVUCR	33	211121 J13	044	3.	3.
016	PACS Fil Bias B 6 . VGLBU		PX2.-	-	P626	X09SB---	3			191SS38	CVVUCR	33	211121 J13	045	3.	3.
035	PACS Fil Bias B 6 . VGG		PX2.-	-	P626	X09SB---	3			191SS38	CVVUCR	33	211121 J13	041	3.	3.
CH	PACS Fil Bias B 6 . SH626		PX2.-	-	P626	X09SB---	3			Cable P626 Shd daisy ch to CH at FPU side	CVVUCR	33	211121 J13	052		
-																

Astrium GmbH	**Pin Allocation List** (Harness)	Doc.No.: HP-2-ASED-IC-0015
Project: HERSCHEL		Issue: 1.0 Date: 21.04.2004
		Sheet: PAL-2 (of 2)

Connector: 131100 P65 **Function:** FPU to BOLC Diff Out FPU2 CL02 (626-628) **Conn.-Type:** MWDM2L-37P-6C3-.630

Item: HPFPU **Location:** 70 / Optical Bench **Backshell:** BS-LS-17F-01

EMC-Category: 3C/LL Sig H in Cryostat

Pin	Signal Designation	Interface-Code Circuit	Signal	Pos.	Ch. ID	Wiring	Grouping: Shd	Cable	Twist	Comment	Target-Item	Location	Connector	Pin	New	
014	PACS Fil Bias B 6 . VSSBU		PX2.-	-	P626	X09SB---	4			021BS30; 80 Ohm, 0.3 mA	CVVUCR	33	211121 J13	005	3.	3.
015	PACS Fil Bias B 6 . VDLBU		PX2.-	-	P626	X09SB---	4			021BS30	CVVUCR	33	211121 J13	006	3.	3.
CH	PACS Fil Bias B 6 . S626b		PX2.-	-	P626	X09SB---	4			Cable 626b Shd daisy ch to CH at FPU side, at SVM CB side con to P626 Shd Pin 64 !	CVVUCR	33	211121 J13	007		
017	NC															
036	NC															
018	NC															
037	NC															
019	NC															
CH	Connector Housing									Connected to Cable 1,2,3,+4 Shd						

Astrium GmbH	**Pin Allocation List**	Doc.No.: HP-2-ASED-IC-0015
Project: HERSCHEL	**(Harness)**	Issue: 1.0 Date: 21.04.2004
		Sheet: PAL-1 (of 2)

Connector: 131100 P66 **Function:** FPU to BOLC Heater/TempSens N (541-544) **Conn.-Type:** MWDM2L-37P-6C3-.630

Item: HPFPU **Location:** 70 / Optical Bench **Backshell:** BS-SS-17F-01

EMC-Category: 3C/LL Sig H in Cryostat

Pin	Signal Designation	Interface-Code Circuit	Signal	Pos.	Ch. ID	Wiring	Grouping: Shd	Cable	Twist	Comment	Target-Item	Location	Connector	Pin	New
001	PACS FPU 1 M Temp . SENS		PBT.-	-	P641	TP2SS-38	1			800 Ohm, 0.001 mA	CVVUCR	33	2C211121 J14	018	
020	PACS FPU 1 M Temp . DRV		PBT.-	-	P641	TP2SS-38	1			800 Ohm, 0.001 mA	CVVUCR	33	2C211121 J14	019	
002	PACS FPU 1 M Temp . SENRT		PBT.-	-	P641	TP2SS-38	1			800 Ohm, 0.001 mA	CVVUCR	33	2C211121 J14	010	
021	PACS FPU 1 M Temp . DRVRT		PBT.-	-	P641	TP2SS-38	1			800 Ohm, 0.001 mA	CVVUCR	33	2C211121 J14	011	
CH	PACS FPU 1 M Temp . SH641		PBT.-	-	P641	TP2SS-38	1			Cable P641 Shd daisy ch to CH at FPU side	CVVUCR	33	2C211121 J14	017	
-															
022	PACS FPU 2 M Temp . DRV		PBT.-	-	P642	TP2SS-38	2			800 Ohm, 0.001 mA	CVVUCR	33	2C211121 J14	030	
004	PACS FPU 2 M Temp . SENS		PBT.-	-	P642	TP2SS-38	2			800 Ohm, 0.001 mA	CVVUCR	33	2C211121 J14	029	
023	PACS FPU 2 M Temp . DRVRT		PBT.-	-	P642	TP2SS-38	2			800 Ohm, 0.001 mA	CVVUCR	33	2C211121 J14	021	
005	PACS FPU 2 M Temp . SENRT		PBT.-	-	P642	TP2SS-38	2			800 Ohm, 0.001 mA	CVVUCR	33	2C211121 J14	020	
CH	PACS FPU 2 M Temp . SH642		PBT.-	-	P642	TP2SS-38	2			Cable P642 Shd daisy ch to CH at FPU side	CVVUCR	33	2C211121 J14	028	
-															
006	PACS FPU M Struc Temp . SENS		PBT.-	-	P643	TP2SS-38	3			800 Ohm, 0.001 mA	CVVUCR	33	2C211121 J14	004	
025	PACS FPU M Struc Temp . DRV		PBT.-	-	P643	TP2SS-38	3			800 Ohm, 0.001 mA	CVVUCR	33	2C211121 J14	006	
007	PACS FPU M Struc Temp . SENRT		PBT.-	-	P643	TP2SS-38	3			800 Ohm, 0.001 mA	CVVUCR	33	2C211121 J14	005	
026	PACS FPU M Struc Temp . DRVRT		PBT.-	-	P643	TP2SS-38	3			800 Ohm, 0.001 mA	CVVUCR	33	2C211121 J14	007	
CH	PACS FPU M Struc Temp . SH643		PBT.-	-	P643	TP2SS-38	3			Cable P643 Shd daisy ch to CH at FPU side	CVVUCR	33	2C211121 J14	003	
-															
027	PACS FPU M Heat . DRV		PBF.-	-	P644	TP2BS-30	4			8 Ohm, 0.02/tbc mA	CVVUCR	33	2C211121 J14	024	
009	PACS FPU M Heat . SENS		PBF.-	-	P644	TP2BS-30	4			8 Ohm, 0.02/tbc mA	CVVUCR	33	2C211121 J14	023	
028	PACS FPU M Heat . DRVRT		PBF.-	-	P644	TP2BS-30	4			8 Ohm, 0.02/tbc mA	CVVUCR	33	2C211121 J14	015	
010	PACS FPU M Heat . SENRT		PBF.-	-	P644	TP2BS-30	4			8 Ohm, 0.02/tbc mA	CVVUCR	33	2C211121 J14	014	
CH	PACS FPU M Heat . SH644		PBF.-	-	P644	TP2BS-30	4			Cable P644 Shd daisy ch to CH at FPU side	CVVUCR	33	2C211121 J14	013	
003	NC														
024	NC . -														
008	NC														
29	NC														
011	NC														
030	NC														
012	NC														
031	NC														
013	NC														
032	NC														
014	NC														
033	NC														

Astrium GmbH	**Pin Allocation List** (Harness)	Doc.No.: HP-2-ASED-IC-0015
Project: HERSCHEL		Issue: 1.0 Date: 21.04.2004
		Sheet: PAL-2 (of 2)

Connector: 131100 P66 **Function:** FPU to BOLC Heater/TempSens N (541-544) **Conn.-Type:** MWDM2L-37P-6C3-.630

Item: HPFPU **Location:** 70 / Optical Bench **Backshell:** BS-SS-17F-01

EMC-Category: 3C/LL Sig H in Cryostat

Pin	Signal Designation	Interface-Code Circuit	Signal	Pos.	Ch. ID	Wiring	Grouping: Shd	Cable	Twist	Comment	Target-Item	Location	Connector	Pin	New
015	NC														
034	NC														
016	NC														
035	NC														
017	NC														
036	NC														
018	NC														
037	NC														
019	NC														
CH	Connector Housing									Connected to Cable 1,2,3+4 Shd					

Astrium GmbH	**Pin Allocation List**	Doc.No.: HP-2-ASED-IC-0015
Project: HERSCHEL	**(Harness)**	Issue: 1.0 Date: 21.04.2004
		Sheet: PAL-1 (of 2)

Connector: 131100 P68 **Function:** FPU to BOLC Co/TSens N (529-534/541-544) **Conn.-Type:** MWDM2L-37P-6C3-.630

Item: HPFPU **Location:** 70 / Optical Bench **Backshell:** BS-LS-17F-01

EMC-Category: 3C/LL Sig H in Cryostat

Pin	Signal Designation	Interface-Code Circuit	Signal	Pos.	Ch. ID	Wiring	Grouping: Shd	Cable	Twist	Comment	Target-Item	Location	Connector	Pin	New
001	PACS Co M SP Temp . SENS		PBT.-	-	P629	TP2SS-38	1			800 Ohm, 0.001 mA	CVVUCR	33	2C 211121 J14	041	
020	PACS Co M SP Temp . DRV		PBT.-	-	P629	TP2SS-38	1			800 Ohm, 0.001 mA	CVVUCR	33	2C 211121 J14	042	
002	PACS Co M SP Temp . SENRT		PBT.-	-	P629	TP2SS-38	1			800 Ohm, 0.001 mA	CVVUCR	33	2C 211121 J14	031	
021	PACS Co M SP Temp . DRVRT		PBT.-	-	P629	TP2SS-38	1			800 Ohm, 0.001 mA	CVVUCR	33	2C 211121 J14	032	
CH	PACS Co M SP Temp . SH629		PBT.-	-	P629	TP2SS-38	1			Cable 629 Shd daisy ch to CH at FPU side	CVVUCR	33	2C 211121 J14	033	
-															
022	PACS Co M EV Temp . DRV		PBT.-	-	P630	TP2SS-38	2			800 Ohm, 0.001 mA	CVVUCR	33	2C 211121 J14	091	
004	PACS Co M EV Temp . SENS		PBT.-	-	P630	TP2SS-38	2			800 Ohm, 0.001 mA	CVVUCR	33	2C 211121 J14	090	
023	PACS Co M EV Temp . DRVRT		PBT.-	-	P630	TP2SS-38	2			800 Ohm, 0.001 mA	CVVUCR	33	2C 211121 J14	083	
005	PACS Co M EV Temp . SENRT		PBT.-	-	P630	TP2SS-38	2			800 Ohm, 0.001 mA	CVVUCR	33	2C 211121 J14	082	
CH	PACS Co M EV Temp . SH630		PBT.-	-	P630	TP2SS-38	2			Cable 630 Shd daisy ch to CH at FPU side	CVVUCR	33	2C 211121 J14	084	
-															
006	PACS Co M HSP Pump Temp . SENS		PBT.-	-	P631	TP2SS-38	3			800 Ohm, 0.001 mA	CVVUCR	33	2C 211121 J14	088	
007	PACS Co M HSP Pump Temp . SENRT		PBT.-	-	P631	TP2SS-38	3			800 Ohm, 0.001 mA	CVVUCR	33	2C 211121 J14	080	
025	PACS Co M HSP Pump Temp . DRV		PBT.-	-	P631	TP2SS-38	3			800 Ohm, 0.001 mA	CVVUCR	33	2C 211121 J14	089	
026	PACS Co M HSP Pump Temp . DRVRT		PBT.-	-	P631	TP2SS-38	3				CVVUCR	33	2C 211121 J14	081	
CH	PACS Co M HSP Pump Temp . SH631		PBT.-	-	P631	TP2SS-38	3			Cable 631 Shd daisy ch to CH at FPU side	CVVUCR	33	2C 211121 J14	087	
-															
027	PACS Co M HSE Pump Temp . DRV		PBT.-	-	P632	TP2SS-38	4			800 Ohm, 0.001 mA	CVVUCR	33	2C 211121 J14	071	
028	PACS Co M HSE Pump Temp . DRVRT		PBT.-	-	P632	TP2SS-38	4			800 Ohm, 0.001 mA	CVVUCR	33	2C 211121 J14	061	
009	PACS Co M HSE Pump Temp . SENS		PBT.-	-	P632	TP2SS-38	4			800 Ohm, 0.001 mA	CVVUCR	33	2C 211121 J14	070	
010	PACS Co M HSE Pump Temp . SENRT		PBT.-	-	P632	TP2SS-38	4			800 Ohm, 0.001 mA	CVVUCR	33	2C 211121 J14	060	
CH	PACS Co M HSE Pump Temp . SH632		PBT.-	-	P632	TP2SS-38	4			Cable 632 Shd daisy ch to CH at FPU side	CVVUCR	33	2C 211121 J14	069	
-															
011	PACS CO M Shunt Temp . SENS		PBT.-	-	P633	TP2SS-38	5			800 Ohm, 0.001 mA	CVVUCR	33	2C 211121 J14	049	
012	PACS CO M Shunt Temp . SENRT		PBT.-	-	P633	TP2SS-38	5			800 Ohm, 0.001 mA	CVVUCR	33	2C 211121 J14	039	
030	PACS CO M Shunt Temp . DRV		PBT.-	-	P633	TP2SS-38	5			800 Ohm, 0.001 mA	CVVUCR	33	2C 211121 J14	050	
031	PACS CO M Shunt Temp . DRVRT		PBT.-	-	P633	TP2SS-38	5			800 Ohm, 0.001 mA	CVVUCR	33	2C 211121 J14	040	
CH	PACS CO M Shunt Temp . SH633		PBT.-	-	P633	TP2SS-38	5			Cable 633 Shd daisy ch to CH at FPU side	CVVUCR	33	2C 211121 J14	048	
-															
032	PACS CO M Heat . SPSEN		PBH.-	-	P634	TP6BS-30	6			8 Ohm, 25/1.5 mA	CVVUCR	33	2C 211121 J14	073	
033	PACS CO M Heat . SPSRT		PBH.-	-	P634	TP6BS-30	6			8 Ohm, 25/1.5 mA	CVVUCR	33	2C 211121 J14	063	
014	PACS CO M Heat . SPDRV		PBH.-	-	P634	TP6BS-30	6			8 Ohm, 25/1.5 mA	CVVUCR	33	2C 211121 J14	074	

Astrium GmbH	**Pin Allocation List** (Harness)	Doc.No.: HP-2-ASED-IC-0015
Project: HERSCHEL		Issue: 1.0 Date: 21.04.2004
		Sheet: PAL-2 (of 2)

Connector: 131100 P68 **Function:** FPU to BOLC Co/TSens N (529-534/541-544) **Conn.-Type:** MWDM2L-37P-6C3-.630

Item: HPFPU **Location:** 70 / Optical Bench **Backshell:** BS-LS-17F-01

EMC-Category: 3C/LL Sig H in Cryostat

Pin	Signal Designation	Interface-Code Circuit	Signal	Pos.	Ch. ID	Wiring	Grouping: Shd	Cable	Twist	Comment	Target-Item	Location	Connector	Pin	New
015	PACS CO M Heat . SPDRT		PBH.-	-	P634	TP6BS-30	6			8 Ohm, 25/1.5 mA	CVVUCR	33	2C 211121 J14	064	
034	PACS CO M Heat . HSESE		PBH.-	-	P634	TP6BS-30	6			8 Ohm, 25/1.5 mA	CVVUCR	33	2C 211121 J14	075	
035	PACS CO M Heat . HSESR		PBH.-	-	P634	TP6BS-30	6			8 Ohm, 25/1.5 mA	CVVUCR	33	2C 211121 J14	065	
016	PACS CO M Heat . HSEDV		PBH.-	-	P634	TP6BS-30	6			8 Ohm, 25/1.5 mA	CVVUCR	33	2C 211121 J14	076	
017	PACS CO M Heat . HSEDR		PBH.-	-	P634	TP6BS-30	6			8 Ohm, 25/1.5 mA	CVVUCR	33	2C 211121 J14	066	
036	PACS CO M Heat . HSPSE		PBH.-	-	P634	TP6BS-30	6			8 Ohm, 25/1.5 mA	CVVUCR	33	2C 211121 J14	052	
037	PACS CO M Heat . HSPSR		PBH.-	-	P634	TP6BS-30	6			8 Ohm, 25/1.5 mA	CVVUCR	33	2C 211121 J14	053	
018	PACS CO M Heat . HSPDV		PBH.-	-	P634	TP6BS-30	6			8 Ohm, 25/1.5 mA	CVVUCR	33	2C 211121 J14	054	
019	PACS CO M Heat . HSPDR		PBH.-	-	P634	TP6BS-30	6			8 Ohm, 25/1.5 mA	CVVUCR	33	2C 211121 J14	055	
CH	PACS CO M Heat . SH634		PBH.-	-	P634	TP6BS-30	6			Cable 634 Shd daisy ch to CH at FPU side	CVVUCR	33	2C 211121 J14	045	
003	NC														
024	NC			-											
008	NC			-											
029	NC			-											
013	NC			-											
CH	Connector Housing									Connected to Cable 1,2,3,4,5+6 Shd					

Astrium GmbH	**Pin Allocation List**	Doc.No.: HP-2-ASED-IC-0015
Project: HERSCHEL	**(Harness)**	Issue: 1.0 Date: 21.04.2004
		Sheet: PAL-1 (of 2)

Connector: 131100 P67 **Function:** FPU to BOLC Heater/TempSens R (545-548) **Conn.-Type:** MWDM2L-37P-6C3-.630

Item: HPFPU **Location:** 70 / Optical Bench **Backshell:** BS-SS-17F-01

EMC-Category: 3C/LL Sig H in Cryostat

Pin	Signal Designation	Interface-Code Circuit	Signal	Pos.	Ch. ID	Wiring	Grouping: Shd	Cable	Twist	Comment	Target-Item	Location	Connector	Pin	New
001	PACS FPU 1 R Temp . SENS		PBT.-	-	P645	TP2SS-38	1			800 Ohm, 0.001 mA	CVVUCR	33	2C211121 J15	018	
002	PACS FPU 1 R Temp . SENRT		PBT.-	-	P645	TP2SS-38	1			800 Ohm, 0.001 mA	CVVUCR	33	2C211121 J15	010	
020	PACS FPU 1 R Temp . DRV		PBT.-	-	P645	TP2SS-38	1			800 Ohm, 0.001 mA	CVVUCR	33	2C211121 J15	019	
021	PACS FPU 1 R Temp . DRVRT		PBT.-	-	P645	TP2SS-38	1			800 Ohm, 0.001 mA	CVVUCR	33	2C211121 J15	011	
CH	PACS FPU 1 R Temp . SH645		PBT.-	-	P645	TP2SS-38	1			Cable 645 Shd daisy ch to CH at FPU side	CVVUCR	33	2C211121 J15	017	
-															
022	PACS FPU2 R Temp . DRV		PBT.-	-	P646	TP2SS-38	2			800 Ohm, 0.001 mA	CVVUCR	33	2C211121 J15	030	
023	PACS FPU2 R Temp . DRVRT		PBT.-	-	P646	TP2SS-38	2			800 Ohm, 0.001 mA	CVVUCR	33	2C211121 J15	021	
004	PACS FPU2 R Temp . SENS		PBT.-	-	P646	TP2SS-38	2			800 Ohm, 0.001 mA	CVVUCR	33	2C211121 J15	029	
005	PACS FPU2 R Temp . SENRT		PBT.-	-	P646	TP2SS-38	2			800 Ohm, 0.001 mA	CVVUCR	33	2C211121 J15	020	
CH	PACS FPU2 R Temp . SH646		PBT.-	-	P646	TP2SS-38				Cable 646 Shd daisy ch to CH at FPU side	CVVUCR	33	2C211121 J15	028	
-															
006	PACS FPU R Struc Temp . SENS		PBT.-	-	P647	TP2SS-38	3			800 Ohm, 0.001 mA	CVVUCR	33	2C211121 J15	004	
007	PACS FPU R Struc Temp . SENRT		PBT.-	-	P647	TP2SS-38	3			800 Ohm, 0.001 mA	CVVUCR	33	2C211121 J15	005	
025	PACS FPU R Struc Temp . DRV		PBT.-	-	P647	TP2SS-38	3			800 Ohm, 0.001 mA	CVVUCR	33	2C211121 J15	006	
026	PACS FPU R Struc Temp . DRVRT		PBT.-	-	P647	TP2SS-38	3			800 Ohm, 0.001 mA	CVVUCR	33	2C211121 J15	007	
CH	PACS FPU R Struc Temp . SH647		PBT.-	-	P647	TP2SS-38	3			Cable 647 Shd daisy ch to Chat FPU side	CVVUCR	33	2C211121 J15	003	
-															
027	PACS FPU R Heat . DRV		PBF.-	-	P648	TP2BS-30	4			8 Ohm, 0.02/tbc mA	CVVUCR	33	2C211121 J15	024	
028	PACS FPU R Heat . DRVRT		PBF.-	-	P648	TP2BS-30	4			8 Ohm, 0.02/tbc mA	CVVUCR	33	2C211121 J15	015	
009	PACS FPU R Heat . SENS		PBF.-	-	P648	TP2BS-30	4			8 Ohm, 0.02/tbc mA	CVVUCR	33	2C211121 J15	023	
010	PACS FPU R Heat . SENRT		PBF.-	-	P648	TP2BS-30	4			8 Ohm, 0.02/tbc mA	CVVUCR	33	2C211121 J15	014	
CH	PACS FPU R Heat . SH648		PBF.-	-	P648	TP2BS-30	4			Cable 648 Shd daisy ch to CH at FPU side	CVVUCR	33	2C211121 J15	013	
003	NC														
024	NC														
008	NC														
029	NC														
011	NC														
030	NC														
012	NC														
031	NC														
013	NC														
032	NC														
014	NC														
033	NC														

Astrium GmbH	**Pin Allocation List** (Harness)	Doc.No.: HP-2-ASED-IC-0015
Project: HERSCHEL		Issue: 1.0 Date: 21.04.2004
		Sheet: PAL-2 (of 2)

Connector: 131100 P67 **Function:** FPU to BOLC Heater/TempSens R (545-548) **Conn.-Type:** MWDM2L-37P-6C3-.630

Item: HPFPU **Location:** 70 / Optical Bench **Backshell:** BS-SS-17F-01

EMC-Category: 3C/LL Sig H in Cryostat

Pin	Signal Designation	Interface-Code Circuit	Signal	Pos.	Ch. ID	Wiring	Grouping: Shd	Cable	Twist	Comment	Target-Item	Location	Connector	Pin	New
015	NC														
034	NC														
016	NC														
035	NC														
017	NC														
036	NC														
018	NC														
037	NC														
019	NC														
CH	Connector Housing									Connected to Cabel 1,2,3+4 Shd					

Astrium GmbH	**Pin Allocation List**	Doc.No.: HP-2-ASED-IC-0015
Project: HERSCHEL	**(Harness)**	Issue: 1.0 Date: 21.04.2004
		Sheet: PAL-1 (of 2)

Connector: 131100 P69 **Function:** FPU to BOLC Co/Tsens R (535-540/545-548) **Conn.-Type:** MWDM2L-37P-6C3-.630

Item: HPFPU **Location:** 70 / Optical Bench **Backshell:** BS-LS-17F-01

EMC-Category: 3C/LL Sig H in Cryostat

		Interface-Code					Grouping:								
Pin	**Signal Designation**	**Circuit**	**Signal**	**Pos.**	**Ch. ID**	**Wiring**	**Shd**	**Cable**	**Twist**	**Comment**	**Target-Item**	**Location**	**Connector**	**Pin**	**New**
001	PACS Co R SP Temp . SENS		PBT.-	-	P635	TP2SS-38	1			800 Ohm, 0.001 mA	CVVUCR	33	2C 211121 J15	041	
020	PACS Co R SP Temp . DRV		PBT.-	-	P635	TP2SS-38	1			800 Ohm, 0.001 mA	CVVUCR	33	2C 211121 J15	042	
002	PACS Co R SP Temp . SENRT		PBT.-	-	P635	TP2SS-38	1			800 Ohm, 0.001 mA	CVVUCR	33	2C 211121 J15	031	
021	PACS Co R SP Temp . DRVRT		PBT.-	-	P635	TP2SS-38	1			800 Ohm, 0.001 mA	CVVUCR	33	2C 211121 J15	032	
CH	PACS Co R SP Temp . SH635		PBT.-	-	P635	TP2SS-38	1			Cable 635 Shd daisy ch to CH at FPU side	CVVUCR	33	2C 211121 J15	033	
-															
022	PACS Co R EV Temp . DRV		PBT.-	-	P636	TP2SS-38	2			800 Ohm, 0.001 mA	CVVUCR	33	2C 211121 J15	091	
023	PACS Co R EV Temp . DRVRT		PBT.-	-	P636	TP2SS-38	2			800 Ohm, 0.001 mA	CVVUCR	33	2C 211121 J15	083	
004	PACS Co R EV Temp . SENS		PBT.-	-	P636	TP2SS-38	2			800 Ohm, 0.001 mA	CVVUCR	33	2C 211121 J15	090	
005	PACS Co R EV Temp . SENRT		PBT.-	-	P636	TP2SS-38	2			800 Ohm, 0.001 mA	CVVUCR	33	2C 211121 J15	082	
CH	PACS Co R EV Temp . SH636		PBT.-	-	P636	TP2SS-38	2			Cable 636 Shd daisy ch to CH at FPU side	CVVUCR	33	2C 211121 J15	084	
-															
006	PACS Co R HSP Pump Temp . SENS		PBT.-	-	P637	TP2SS-38	3			800 Ohm, 0.001 mA	CVVUCR	33	2C 211121 J15	088	
007	PACS Co R HSP Pump Temp . SENRT		PBT.-	-	P637	TP2SS-38	3			800 Ohm, 0.001 mA	CVVUCR	33	2C 211121 J15	080	
025	PACS Co R HSP Pump Temp . DRV		PBT.-	-	P637	TP2SS-38	3			800 Ohm, 0.001 mA	CVVUCR	33	2C 211121 J15	089	
026	PACS Co R HSP Pump Temp . DRVRT		PBT.-	-	P637	TP2SS-38	3			800 Ohm, 0.001 mA	CVVUCR	33	2C 211121 J15	081	
CH	PACS Co R HSP Pump Temp . SH637		PBT.-	-	P637	TP2SS-38	3			Cable 637 Shd daisy ch to CH at FPU side	CVVUCR	33	2C 211121 J15	087	
-															
027	PACS Co R HSE Pump Temp . DRV		PBT.-	-	P638	TP2SS-38	4			800 Ohm, 0.001 mA	CVVUCR	33	2C 211121 J15	071	
028	PACS Co R HSE Pump Temp . DRVRT		PBT.-	-	P638	TP2SS-38	4			800 Ohm, 0.001 mA	CVVUCR	33	2C 211121 J15	061	
009	PACS Co R HSE Pump Temp . SENS		PBT.-	-	P638	TP2SS-38	4			800 Ohm, 0.001 mA	CVVUCR	33	2C 211121 J15	070	
010	PACS Co R HSE Pump Temp . SENRT		PBT.-	-	P638	TP2SS-38	4			800 Ohm, 0.001 mA	CVVUCR	33	2C 211121 J15	060	
CH	PACS Co R HSE Pump Temp . SH638		PBT.-	-	P638	TP2SS-38	4			Cable 638 Shd daisy ch to CH at FPU side	CVVUCR	33	2C 211121 J15	069	
-															
011	PACS Co R Shunt Temp . SENS		PBT.-	-	P639	TP2SS-38	5			800 Ohm, 0.001 mA	CVVUCR	33	2C 211121 J15	049	
012	PACS Co R Shunt Temp . SENRT		PBT.-	-	P639	TP2SS-38	5			800 Ohm, 0.001 mA	CVVUCR	33	2C 211121 J15	039	
030	PACS Co R Shunt Temp . DRV		PBT.-	-	P639	TP2SS-38	5			800 Ohm, 0.001 mA	CVVUCR	33	2C 211121 J15	050	
031	PACS Co R Shunt Temp . DRVRT		PBT.-	-	P639	TP2SS-38	5			800 Ohm, 0.001 mA	CVVUCR	33	2C 211121 J15	040	
CH	PACS Co R Shunt Temp . SH639		PBT.-	-	P639	TP2SS-38	5			Cable 639 Shd daisy ch to CH at FPU side	CVVUCR	33	2C 211121 J15	048	
-															
032	PACS R Heat . SPSEN		PBH.-	-	P640	TP6BS-30	6			8 Ohm, 25/1.5 mA	CVVUCR	33	2C 211121 J15	073	
033	PACS R Heat . SPSER		PBH.-	-	P640	TP6BS-30	6			8 Ohm, 25/1.5 mA	CVVUCR	33	2C 211121 J15	063	
014	PACS R Heat . SPDRV		PBH.-	-	P640	TP6BS-30	6			8 Ohm, 25/1.5 mA	CVVUCR	33	2C 211121 J15	074	

Astrium GmbH	**Pin Allocation List** (Harness)	Doc.No.: HP-2-ASED-IC-0015
Project: HERSCHEL		Issue: 1.0 Date: 21.04.2004
		Sheet: PAL-2 (of 2)

Connector: 131100 P69 **Function:** FPU to BOLC Co/Tsens R (535-540/545-548) **Conn.-Type:** MWDM2L-37P-6C3-.630

Item: HPFPU **Location:** 70 / Optical Bench **Backshell:** BS-LS-17F-01

EMC-Category: 3C/LL Sig H in Cryostat

Pin	Signal Designation	Interface-Code Circuit	Signal	Pos.	Ch. ID	Wiring	Grouping: Shd	Cable	Twist	Comment	Target-Item	Location	Connector	Pin	New
015	PACS R Heat . SPDRT		PBH.-	-	P640	TP6BS-30	6			8 Ohm, 25/1.5 mA	CVVUCR	33	2C 211121 J15	064	
034	PACS R Heat . HSESE		PBH.-	-	P640	TP6BS-30	6			8 Ohm, 25/1.5 mA	CVVUCR	33	2C 211121 J15	075	
035	PACS R Heat . HSERT		PBH.-	-	P640	TP6BS-30	6			8 Ohm, 25/1.5 mA	CVVUCR	33	2C 211121 J15	065	
016	PACS R Heat . HSEDV		PBH.-	-	P640	TP6BS-30	6			8 Ohm, 25/1.5 mA	CVVUCR	33	2C 211121 J15	076	
017	PACS R Heat . HSEDR		PBH.-	-	P640	TP6BS-30	6			8 Ohm, 25/1.5 mA	CVVUCR	33	2C 211121 J15	066	
036	PACS R Heat . HSPSE		PBH.-	-	P640	TP6BS-30	6			8 Ohm, 25/1.5 mA	CVVUCR	33	2C 211121 J15	052	
037	PACS R Heat . HSPSR		PBH.-	-	P640	TP6BS-30	6			8 Ohm, 25/1.5 mA	CVVUCR	33	2C 211121 J15	053	
018	PACS R Heat . HSPDV		PBH.-	-	P640	TP6BS-30	6			8 Ohm, 25/1.5 mA	CVVUCR	33	2C 211121 J15	054	
019	PACS R Heat . HSPDR		PBH.-	-	P640	TP6BS-30	6			8 Ohm, 25/1.5 mA	CVVUCR	33	2C 211121 J15	055	
CH	PACS R Heat . SH640		PBH.-	-	P640	TP6BS-30	6			Cable 640 Shd daisy ch to CH at FPU side	CVVUCR	33	2C 211121 J15	045	
003	NC														
024	NC														
008	NC														
029	NC														
013	NC														
CH	Connector Housing									Connected to Cable 1,2,3,4,5+6 Shd					

Astrium GmbH	**Pin Allocation List**	Doc.No.: HP-2-ASED-IC-0015
Project: HERSCHEL	**(Harness)**	Issue: 1.0 Date: 21.04.2004
		Sheet: PAL-1 (of 1)

Connector: 131100 P01 **Function:** FPU to MEC N Filter Wh1 NO (77-81) **Conn.-Type:** MWDM2L-31P-6C3-.630

Item: HPFPU **Location:** 70 / Optical Bench **Backshell:** BS-SS-17E-01

EMC-Category: 3C/LL Sig H in Cryostat

		Interface-Code					Grouping:							
Pin	**Signal Designation**	**Circuit**	**Signal**	**Pos.**	**Ch. ID**	**Wiring**	**Shd**	**Cable**	**Twist**	**Comment**	**Target-Item**	**Location**	**Connector**	**Pin**	**New**
001	PACS FW 1 Coil N . 1		PFC.-	-	P077	TP2BS-30	77			8 Ohm, 250 mA	CVVUCR	33	211121 J07	104	
017	PACS FW 1 Coil N . 2		PFC.-	-	P077	TP2BS-30	77				CVVUCR	33	211121 J07	093	
002	PACS FW 1 Coil N . 1RTN		PFC.-	-	P077	TP2BS-30	77				CVVUCR	33	211121 J07	092	
018	PACS FW 1 Coil N . 2RTN		PFC.-	-	P077	TP2BS-30	77				CVVUCR	33	211121 J07	081	
003	PACS FW 1 Coil N . SH077		PFC.-	-	P077	TP2BS-30	77			Cable P77 Shield	CVVUCR	33	211121 J07	080	
-															
019	PACS FW 1 HP1N . I		PFH.-	-	P078	041SS-38	78			800 Ohm, 1/ 0.01 mA	CVVUCR	33	211121 J07	121	
004	PACS FW 1 HP1N . U		PFH.-	-	P078	041SS-38	78				CVVUCR	33	211121 J07	114	
020	PACS FW 1 HP1N . IRTN		PFH.-	-	P078	041SS-38	78				CVVUCR	33	211121 J07	113	
005	PACS FW 1 HP1N . URTN		PFH.-	-	P078	041SS-38	78				CVVUCR	33	211121 J07	103	
021	PACS FW 1 HP1N . SH078		PFH.-	-	P078	041SS-38	78			Cable P78 Shield	CVVUCR	33	211121 J07	091	
-															
006	PACS FW 1 HP2N . I		PFH.-	-	P079	041SS-38	79			800 Ohm, 1/ 0.01 mA	CVVUCR	33	211121 J07	127	
022	PACS FW 1 HP2N . U		PFH.-	-	P079	041SS-38	79				CVVUCR	33	211121 J07	128	
007	PACS FW 1 HP2N . IRTN		PFH.-	-	P079	041SS-38	79				CVVUCR	33	211121 J07	120	
023	PACS FW 1 HP2N . URTN		PFH.-	-	P079	041SS-38	79				CVVUCR	33	211121 J07	112	
008	PACS FW 1 HP2N . SH079		PFH.-	-	P079	041SS-38	79			Cable P79 Shield	CVVUCR	33	211121 J07	101	
-															
024	PACS FW 1 S N . 12I		PFS.-	-	P080	081SS-38	80			800 Ohm, 2 mA	CVVUCR	33	211121 J07	077	
009	PACS FW 1 S N . 1U		PFS.-	-	P080	081SS-38	80				CVVUCR	33	211121 J07	078	
025	PACS FW 1 S N . 2U		PFS.-	-	P080	081SS-38	80				CVVUCR	33	211121 J07	079	
010	PACS FW 1 S N . 12IRT		PFS.-	-	P080	081SS-38	80				CVVUCR	33	211121 J07	068	
011	PACS FW 1 S N . 34I		PFS.-	-	P080	081SS-38	80				CVVUCR	33	211121 J07	088	
027	PACS FW 1 S N . 3U		PFS.-	-	P080	081SS-38	80				CVVUCR	33	211121 J07	089	
012	PACS FW 1 S N . 4U		PFS.-	-	P080	081SS-38	80				CVVUCR	33	211121 J07	090	
028	PACS FW 1 S N . 34IRT		PFS.-	-	P080	081SS-38	80				CVVUCR	33	211121 J07	087	
026	PACS FW 1 S N . SH080		PFS.-	-	P080	081SS-38	80			Cable P80 Shield	CVVUCR	33	211121 J07	076	
-															
013	PACS FW 1 TS N . I		PFT.-	-	P081	041SS-38	81			800 Ohm, 0.1 mA	CVVUCR	33	211121 J07	125	
029	PACS FW 1 TS N . U		PFT.-	-	P081	041SS-38	81				CVVUCR	33	211121 J07	126	
014	PACS FW 1 TS N . IRTN		PFT.-	-	P081	041SS-38	81				CVVUCR	33	211121 J07	118	
030	PACS FW 1 TS N . URTN		PFT.-	-	P081	041SS-38	81				CVVUCR	33	211121 J07	119	
015	PACS FW 1 TS N . SH081		PFT.-	-	P081	041SS-38	81			Cable P81 Shield	CVVUCR	33	211121 J07	111	
031	NC														
016	NC														
-										no Overall Shd FPU to FTHs					

Astrium GmbH	**Pin Allocation List**	Doc.No.: HP-2-ASED-IC-0015
Project: HERSCHEL	**(Harness)**	Issue: 1.0 Date: 21.04.2004
		Sheet: PAL-1 (of 1)

Connector: 131100 P03 **Function:** FPU to MEC N Filter Wh2 NO (87-91) **Conn.-Type:** MWDM2L-31P-6C3-.630

Item: HPFPU **Location:** 70 / Optical Bench **Backshell:** BS-SS-17E-01

EMC-Category: 3C/LL Sig H in Cryostat

		Interface-Code					Grouping:								
Pin	**Signal Designation**	**Circuit**	**Signal**	**Pos.**	**Ch. ID**	**Wiring**	**Shd**	**Cable**	**Twist**	**Comment**	**Target-Item**	**Location**	**Connector**	**Pin**	**New**
001	PACS FW 2 Coil 1/2 No . 1		PFC.-	-	P087	TP2BS-30	87			8 Ohm, 250 mA	CVVUCR	33	211121 J07	035	
017	PACS FW 2 Coil 1/2 No . 2		PFC.-	-	P087	TP2BS-30	87				CVVUCR	33	211121 J07	047	
002	PACS FW 2 Coil 1/2 No . 1RTN		PFC.-	-	P087	TP2BS-30	87				CVVUCR	33	211121 J07	046	
018	PACS FW 2 Coil 1/2 No . 2RTN		PFC.-	-	P087	TP2BS-30	87				CVVUCR	33	211121 J07	058	
003	PACS FW 2 Coil 1/2 No . SH087		PFC.-	-	P087	TP2BS-30	87			Cable P87 Shield	CVVUCR	33	211121 J07	057	
-															
019	PACS FW 2 HP1N . I		PFH.-	-	P088	041SS-38	88			800 Ohm, 1/0.01 mA	CVVUCR	33	211121 J07	014	
004	PACS FW 2 HP1N . U		PFH.-	-	P088	041SS-38	88			800 Ohm, 1/0.01 mA	CVVUCR	33	211121 J07	024	
020	PACS FW 2 HP1N . IRTN		PFH.-	-	P088	041SS-38	88				CVVUCR	33	211121 J07	023	
005	PACS FW 2 HP1N . URTN		PFH.-	-	P088	041SS-38	88				CVVUCR	33	211121 J07	034	
021	PACS FW 2 HP1N . SH088		PFH.-	-	P088	041SS-38	88			Cable P88 Shield	CVVUCR	33	211121 J07	045	
-															
006	PACS FW 2 HP2N . I		PFH.-	-	P089	041SS-38	89			800 Ohm, 1/0.01 mA	CVVUCR	33	211121 J07	006	
022	PACS FW 2 HP2N . U		PFH.-	-	P089	041SS-38	89				CVVUCR	33	211121 J07	007	
007	PACS FW 2 HP2N . IRTN		PFH.-	-	P089	041SS-38	89				CVVUCR	33	211121 J07	013	
023	PACS FW 2 HP2N . URTN		PFH.-	-	P089	041SS-38	89				CVVUCR	33	211121 J07	022	
008	PACS FW 2 HP2N . SH089		PFH.-	-	P089	041SS-38	89			Cable P89 Shield	CVVUCR	33	211121 J07	032	
-															
024	PACS FW 2 S N . 12I		PFS.-	-	P090	081SS-38	90			800 Ohm, 2 mA	CVVUCR	33	211121 J07	053	
009	PACS FW 2 S N . 1U		PFS.-	-	P090	081SS-38	90				CVVUCR	33	211121 J07	054	
025	PACS FW 2 S N . 2U		PFS.-	-	P090	081SS-38	90				CVVUCR	33	211121 J07	055	
010	PACS FW 2 S N . 12IRT		PFS.-	-	P090	081SS-38	90				CVVUCR	33	211121 J07	056	
011	PACS FW 2 S N . 34I		PFS.-	-	P090	081SS-38	90				CVVUCR	33	211121 J07	042	
027	PACS FW 2 S N . 3U		PFS.-	-	P090	081SS-38	90				CVVUCR	33	211121 J07	043	
012	PACS FW 2 S N . 4U		PFS.-	-	P090	081SS-38	90				CVVUCR	33	211121 J07	044	
028	PACS FW 2 S N . 34IRT		PFS.-	-	P090	081SS-38	90				CVVUCR	33	211121 J07	041	
026	PACS FW 2 S N . SH090		PFS.-	-	P090	081SS-38	90			Cable P90 Shield	CVVUCR	33	211121 J07	064	
-															
013	PACS FW 2 TS N . I		PFT.-	-	P091	041SS-38	91			800 Ohm, 0.1 mA	CVVUCR	33	211121 J07	004	
029	PACS FW 2 TS N . U		PFT.-	-	P091	041SS-38	91				CVVUCR	33	211121 J07	005	
014	PACS FW 2 TS N . IRTN		PFT.-	-	P091	041SS-38	91				CVVUCR	33	211121 J07	011	
030	PACS FW 2 TS N . URTN		PFT.-	-	P091	041SS-38	91				CVVUCR	33	211121 J07	012	
015	PACS FW 2 TS N . SH091		PFT.-	-	P091	041SS-38	91			Cable P91 Shield	CVVUCR	33	211121 J07	021	
031	NC														
016	NC														
-	Overall Shield									No Overall Shd from FPU to FTHs					

Astrium GmbH	**Pin Allocation List**	Doc.No.: HP-2-ASED-IC-0015
Project: HERSCHEL	**(Harness)**	Issue: 1.0 Date: 21.04.2004
		Sheet: PAL-1 (of 2)

Connector: 131100 P07 **Function:** FPU to MEC Chopper Pr (113-116a) **Conn.-Type:** MWDM2L-31P-6C3-.630

Item: HPFPU **Location:** 70 / Optical Bench **Backshell:** BS-LS-17E-01

EMC-Category: 3C/LL Sig H in Cryostat

Pin	Signal Designation	Interface-Code Circuit	Signal	Pos.	Ch. ID	Wiring	Grouping: Shd	Cable	Twist	Comment	Target-Item	Location	Connector	Pin	New
002	PACS Ch pos 1 . drv		PCP.-	-	P113	081SS-38	13			2 Wires	CVVUCR	33	211121 J07	106	
002	PACS Ch pos 1 . drv		PCP.-	-	P113	081SS-38	13			2 Wires	CVVUCR	33	211121 J07	106	3.
018	PACS Ch pos 1 . drsen		PCP.-	-	P113	081SS-38	13			400/800 Ohm, 0.5/0.01 mA	CVVUCR	33	211121 J07	107	
003	PACS Ch pos 1 . drRT		PCP.-	-	P113	081SS-38	13			2 Wires	CVVUCR	33	211121 J07	095	
003	PACS Ch pos 1 . drRT		PCP.-	-	P113	081SS-38	13			2 Wires	CVVUCR	33	211121 J07	095	3.
019	PACS Ch pos 1 . dseRT		PCP.-	-	P113	081SS-38	13				CVVUCR	33	211121 J07	096	
004	PACS Ch pos 1 . outA		PCP.-	-	P113	081SS-38	13				CVVUCR	33	211121 J07	108	
020	PACS Ch pos 1 . outB		PCP.-	-	P113	081SS-38	13				CVVUCR	33	211121 J07	097	
017	PACS Ch pos 1 . SH113		PCP.-	-	P113	081SS-38	13			Cable P113 Shield	CVVUCR	33	211121 J07	105	
-															
006	PACS Ch pos 2 . drv		PCP.-	-	P114	081SS-38	14			2 Wires	CVVUCR	33	211121 J07	084	
006	PACS Ch pos 2 . drv		PCP.-	-	P114	081SS-38	14			2 Wires	CVVUCR	33	211121 J07	084	3.
022	PACS Ch pos 2 . drsen		PCP.-	-	P114	081SS-38	14			400/800 Ohm, 0.5/0.01 mA	CVVUCR	33	211121 J07	085	
007	PACS Ch pos 2 . drRT		PCP.-	-	P114	081SS-38	14			2 Wires	CVVUCR	33	211121 J07	073	
007	PACS Ch pos 2 . drRT		PCP.-	-	P114	081SS-38	14			2 Wires	CVVUCR	33	211121 J07	073	3.
023	PACS Ch pos 2 . dseRT		PCP.-	-	P114	081SS-38	14				CVVUCR	33	211121 J07	074	
008	PACS Ch pos 2 . outA		PCP.-	-	P114	081SS-38	14				CVVUCR	33	211121 J07	086	
024	PACS Ch pos 2 . outB		PCP.-	-	P114	081SS-38	14				CVVUCR	33	211121 J07	075	
021	PACS Ch pos 2 . SH114		PCP.-	-	P114	081SS-38	14			Cable P114 Shield	CVVUCR	33	211121 J07	072	
-															
009	PACS Ch tsens . drv		PCT.-	-	P115	041SS-38	15			800 Ohm, 0.01 mA	CVVUCR	33	211121 J07	062	
025	PACS Ch tsens . sens		PCT.-	-	P115	041SS-38	15				CVVUCR	33	211121 J07	063	
010	PACS Ch tsens . drvRT		PCT.-	-	P115	041SS-38	15				CVVUCR	33	211121 J07	051	
026	PACS Ch tsens . senRT		PCT.-	-	P115	041SS-38	15				CVVUCR	33	211121 J07	052	
011	PACS Ch tsens . SH115		PCT.-	-	P115	041SS-38	15			Cable P115 Shield	CVVUCR	33	211121 J07	050	
-															
012	PACS Ch drv . A		PCD.-	-	P116	TP2BS-30	16			8 Ohm, 12 mA	CVVUCR	33	211121 J07	110	
028	PACS Ch drv . B		PCD.-	-	P116	TP2BS-30	16				CVVUCR	33	211121 J07	109	
013	PACS Ch drv . ARTN		PCD.-	-	P116	TP2BS-30	16				CVVUCR	33	211121 J07	100	
029	PACS Ch drv . BRTN		PCD.-	-	P116	TP2BS-30	16				CVVUCR	33	211121 J07	099	
027	PACS Ch drv . SH116		PCD.-	-	P116	TP2BS-30	16			Cable P116 Shield	CVVUCR	33	211121 J07	098	
-															
014	PACS Ch drv. . Ar1		PCD.-	-	P916	TP2BS-30	91			8 Ohm, 12 mA	CVVUCR	33	211121 J07	123	
030	PACS Ch drv. . Br1		PCD.-	-	P916	TP2BS-30	91				CVVUCR	33	211121 J07	124	
015	PACS Ch drv. . Ar2		PCD.-	-	P916	TP2BS-30	91				CVVUCR	33	211121 J07	116	
031	PACS Ch drv. . Br2		PCD.-	-	P916	TP2BS-30	91				CVVUCR	33	211121 J07	117	
016	PACS Ch drv. . S116a		PCD.-	-	P916	TP2BS-30	91			Cable P916 Shield	CVVUCR	33	211121 J07	122	
001	NC														
005	NC														

Astrium GmbH	**Pin Allocation List** (Harness)	Doc.No.: HP-2-ASED-IC-0015
Project: HERSCHEL		Issue: 1.0 Date: 21.04.2004
		Sheet: PAL-2 (of 2)

Connector: 131100 P07 **Function:** FPU to MEC Chopper Pr (113-116a) **Conn.-Type:** MWDM2L-31P-6C3-.630

Item: HPFPU **Location:** 70 / Optical Bench **Backshell:** BS-LS-17E-01

EMC-Category: 3C/LL Sig H in Cryostat

Pin	Signal Designation	Interface-Code Circuit	Signal	Pos.	Ch. ID	Wiring	Grouping: Shd	Cable	Twist	Comment	Target-Item	Location	Connector	Pin	New
-	Overall Shield									No Overall Shd from FPU to FTHs					

Astrium GmbH	**Pin Allocation List** (Harness)	Doc.No.: HP-2-ASED-IC-0015
Project: HERSCHEL		Issue: 1.0 Date: 21.04.2004
		Sheet: PAL-1 (of 1)

Connector: 131100 P09 **Function:** FPU to MEC R TeSens T3/T4 R (124) **Conn.-Type:** MWDM2L-09P-6C3-.630

Item: HPFPU **Location:** 70 / Optical Bench **Backshell:** 507 T 196 M 9

EMC-Category: 3C/LL Sig H in Cryostat

Pin	Signal Designation	Interface-Code Circuit	Signal	Pos.	Ch. ID	Wiring	Grouping: Shd	Cable	Twist	Comment	Target-Item	Location	Connector	Pin	New
001	PACS TS red . 3drv		PTS.-	-	P124	081SS-38	24			800 Ohm, 0.01 mA	CVVUCR	33	211121 J07	028	
006	PACS TS red . 3sens		PTS.-	-	P124	081SS-38	24				CVVUCR	33	211121 J07	018	
002	PACS TS red . 3drRT		PTS.-	-	P124	081SS-38	24				CVVUCR	33	211121 J07	017	
007	PACS TS red . 3seRT		PTS.-	-	P124	081SS-38	24				CVVUCR	33	211121 J07	009	
008	PACS TS red . 4sens		PTS.-	-	P124	081SS-38	24				CVVUCR	33	211121 J07	001	
004	PACS TS red . 4drv		PTS.-	-	P124	081SS-38	24				CVVUCR	33	211121 J07	010	
009	PACS TS red . 4seRT		PTS.-	-	P124	081SS-38	24				CVVUCR	33	211121 J07	002	
005	PACS TS red . 4drRT		PTS.-	-	P124	081SS-38	24				CVVUCR	33	211121 J07	003	
003	PACS TS red . SH124		PTS.-	-	P124	081SS-38	24			Cable P124 Shield	CVVUCR	33	211121 J07	008	
-															
-	Overall Shield									No Overall Shd from FPU to FTHs					

Astrium GmbH	**Pin Allocation List**	Doc.No.: HP-2-ASED-IC-0015
Project: HERSCHEL	**(Harness)**	Issue: 1.0 Date: 21.04.2004
		Sheet: PAL-1 (of 1)

Connector: 131100 P02 **Function:** FPU to MEC R Filter Wh1 RE (82-86) **Conn.-Type:** MWDM2L-31P-6C3-.630

Item: HPFPU **Location:** 70 / Optical Bench **Backshell:** BS-SS-17E-01

EMC-Category: 3C/LL Sig H in Cryostat

		Interface-Code					Grouping:								
Pin	**Signal Designation**	**Circuit**	**Signal**	**Pos.**	**Ch. ID**	**Wiring**	**Shd**	**Cable**	**Twist**	**Comment**	**Target-Item**	**Location**	**Connector**	**Pin**	**New**
001	PACS FW 1 Coil R . 1R		PFC.-	-	P082	TP2BS-30	1			8 Ohm, 250 mA	CVVUCR	33	2C 211121 J03	121	
017	PACS FW 1 Coil R . 2R		PFC.-	-	P082	TP2BS-30	1				CVVUCR	33	2C 211121 J03	114	
002	PACS FW 1 Coil R . 1RRTN		PFC.-	-	P082	TP2BS-30	1				CVVUCR	33	2C 211121 J03	113	
018	PACS FW 1 Coil R . 2RRTN		PFC.-	-	P082	TP2BS-30	1				CVVUCR	33	2C 211121 J03	103	
003	PACS FW 1 Coil R . SH082		PFC.-	-	P082	TP2BS-30	1			Cable P82 Shield	CVVUCR	33	2C 211121 J03	102	
-															
019	PACS FW 1 HP1R . I		PFH.-	-	P083	041SS-38	2			800 Ohm, 1/0.01 mA	CVVUCR	33	2C 211121 J03	127	
004	PACS FW 1 HP1R . U		PFH.-	-	P083	041SS-38	2				CVVUCR	33	2C 211121 J03	128	
020	PACS FW 1 HP1R . IRTN		PFH.-	-	P083	041SS-38	2				CVVUCR	33	2C 211121 J03	120	
005	PACS FW 1 HP1R . URTN		PFH.-	-	P083	041SS-38	2				CVVUCR	33	2C 211121 J03	112	
021	PACS FW 1 HP1R . SH083		PFH.-	-	P083	041SS-38	2			Cable P83 Shield	CVVUCR	33	2C 211121 J03	111	
-															
006	PACS FW 1 HP2R . I		PFH.-	-	P084	041SS-38	3			800 Ohm, 1/0.01 mA	CVVUCR	33	2C 211121 J03	125	
022	PACS FW 1 HP2R . U		PFH.-	-	P084	041SS-38	3				CVVUCR	33	2C 211121 J03	126	
007	PACS FW 1 HP2R . IRTN		PFH.-	-	P084	041SS-38	3				CVVUCR	33	2C 211121 J03	118	
023	PACS FW 1 HP2R . URTN		PFH.-	-	P084	041SS-38	3				CVVUCR	33	2C 211121 J03	119	
008	PACS FW 1 HP2R . SH084		PFH.-	-	P084	041SS-38	3			Cable P84 Shield	CVVUCR	33	2C 211121 J03	110	
-															
024	PACS FW 1 S R . 12I		PFS.-	-	P085	081SS-38	4			800 Ohm, 2 mA	CVVUCR	33	2C 211121 J03	079	
009	PACS FW 1 S R . 1U		PFS.-	-	P085	081SS-38	4				CVVUCR	33	2C 211121 J03	080	
025	PACS FW 1 S R . 2U		PFS.-	-	P085	081SS-38	4				CVVUCR	33	2C 211121 J03	081	
010	PACS FW 1 S R . 12IRT		PFS.-	-	P085	081SS-38	4				CVVUCR	33	2C 211121 J03	078	
011	PACS FW 1 S R . 34I		PFS.-	-	P085	081SS-38	4				CVVUCR	33	2C 211121 J03	090	
027	PACS FW 1 S R . 3U		PFS.-	-	P085	081SS-38	4				CVVUCR	33	2C 211121 J03	091	
012	PACS FW 1 S R . 4U		PFS.-	-	P085	081SS-38	4				CVVUCR	33	2C 211121 J03	092	
028	PACS FW 1 S R . 34IRT		PFS.-	-	P085	081SS-38	4				CVVUCR	33	2C 211121 J03	093	
026	PACS FW 1 S R . SH085		PFS.-	-	P085	081SS-38	4			Cable P85 Shield	CVVUCR	33	2C 211121 J03	101	
-															
013	PACS FW 1 TS R . I		PFT.-	-	P086	041SS-38	5			800 Ohm, 0.1 mA	CVVUCR	33	2C 211121 J03	123	
029	PACS FW 1 TS R . U		PFT.-	-	P086	041SS-38	5				CVVUCR	33	2C 211121 J03	124	
014	PACS FW 1 TS R . IRTN		PFT.-	-	P086	041SS-38	5				CVVUCR	33	2C 211121 J03	116	
030	PACS FW 1 TS R . URTN		PFT.-	-	P086	041SS-38	5				CVVUCR	33	2C 211121 J03	117	
015	PACS FW 1 TS R . SH086		PFT.-	-	P086	041SS-38	5			Cable P86 Shield	CVVUCR	33	2C 211121 J03	109	
031	NC														
016	NC														
-	Overall Shd									No Overall Shd from FPU to FTHs					

Astrium GmbH	**Pin Allocation List**	Doc.No.: HP-2-ASED-IC-0015
Project: HERSCHEL	**(Harness)**	Issue: 1.0 Date: 21.04.2004
		Sheet: PAL-1 (of 1)

Connector: 131100 P04 **Function:** FPU to MEC R Filter Wh2 RE (92-96) **Conn.-Type:** MWDM2L-31P-6C3-.630

Item: HPFPU **Location:** 70 / Optical Bench **Backshell:** BS-SS-17E-01

EMC-Category: 3C/LL Sig H in Cryostat

		Interface-Code					Grouping:								
Pin	**Signal Designation**	**Circuit**	**Signal**	**Pos.**	**Ch. ID**	**Wiring**	**Shd**	**Cable**	**Twist**	**Comment**	**Target-Item**	**Location**	**Connector**	**Pin**	**New**
001	PACS FW 2 Coil 1/2 Re . 1		PFC.-	-	P092	TP2BS-30	92			8 Ohm, 250 mA	CVVUCR	33	2C 211121 J03	047	
017	PACS FW 2 Coil 1/2 Re . 2		PFC.-	-	P092	TP2BS-30	92				CVVUCR	33	2C 211121 J03	035	
002	PACS FW 2 Coil 1/2 Re . 1RTN		PFC.-	-	P092	TP2BS-30	92				CVVUCR	33	2C 211121 J03	046	
018	PACS FW 2 Coil 1/2 Re . 2RTN		PFC.-	-	P092	TP2BS-30	92				CVVUCR	33	2C 211121 J03	034	
003	PACS FW 2 Coil 1/2 Re . SH092		PFC.-	-	P092	TP2BS-30	92			Cable P92 Shield	CVVUCR	33	2C 211121 J03	023	
-															
019	PACS FW 2 HP1R . I		PFH.-	-	P093	041SS-38	93			800 Ohm, 1/0.01 mA	CVVUCR	33	2C 211121 J03	006	
004	PACS FW 2 HP1R . U		PFH.-	-	P093	041SS-38	93				CVVUCR	33	2C 211121 J03	014	
020	PACS FW 2 HP1R . IRTN		PFH.-	-	P093	041SS-38	93				CVVUCR	33	2C 211121 J03	007	
005	PACS FW 2 HP1R . URTN		PFH.-	-	P093	041SS-38	93				CVVUCR	33	2C 211121 J03	024	
021	PACS FW 2 HP1R . SH093		PFH.-	-	P093	041SS-38	93			Cable P93 Shield	CVVUCR	33	2C 211121 J03	005	
-															
006	PACS FW 2 HP2R . I		PFH.-	-	P094	041SS-38	94			800 Ohm, 1/0.01 mA	CVVUCR	33	2C 211121 J03	044	
022	PACS FW 2 HP2R . U		PFH.-	-	P094	041SS-38	94				CVVUCR	33	2C 211121 J03	045	
007	PACS FW 2 HP2R . IRTN		PFH.-	-	P094	041SS-38	94				CVVUCR	33	2C 211121 J03	032	
023	PACS FW 2 HP2R . URTN		PFH.-	-	P094	041SS-38	94				CVVUCR	33	2C 211121 J03	033	
008	PACS FW 2 HP2R . SH094		PFH.-	-	P094	041SS-38	94			Cable P94 Shield	CVVUCR	33	2C 211121 J03	043	
-															
024	PACS FW 2 S R . 12I		PFS.-	-	P095	081SS-38	95			800 Ohm, 2 mA	CVVUCR	33	2C 211121 J03	067	
009	PACS FW 2 S R . 1U		PFS.-	-	P095	081SS-38	95				CVVUCR	33	2C 211121 J03	068	
025	PACS FW 2 S R . 2U		PFS.-	-	P095	081SS-38	95				CVVUCR	33	2C 211121 J03	069	
010	PACS FW 2 S R . 12IRT		PFS.-	-	P095	081SS-38	95				CVVUCR	33	2C 211121 J03	070	
011	PACS FW 2 S R . 34I		PFS.-	-	P095	081SS-38	95				CVVUCR	33	2C 211121 J03	058	
027	PACS FW 2 S R . 3U		PFS.-	-	P095	081SS-38	95				CVVUCR	33	2C 211121 J03	057	
012	PACS FW 2 S R . 4U		PFS.-	-	P095	081SS-38	95				CVVUCR	33	2C 211121 J03	056	
028	PACS FW 2 S R . 34IRT		PFS.-	-	P095	081SS-38	95				CVVUCR	33	2C 211121 J03	055	
026	PACS FW 2 S R . SH095		PFS.-	-	P095	081SS-38	95			Cable P95 Shield	CVVUCR	33	2C 211121 J03	066	
-															
013	PACS FW 2 TS R . I		PFT.-	-	P096	041SS-38	96			800 Ohm, 0.1 mA	CVVUCR	33	2C 211121 J03	021	
029	PACS FW 2 TS R . U		PFT.-	-	P096	041SS-38	96				CVVUCR	33	2C 211121 J03	022	
014	PACS FW 2 TS R . IRTN		PFT.-	-	P096	041SS-38	96				CVVUCR	33	2C 211121 J03	012	
030	PACS FW 2 TS R . URTN		PFT.-	-	P096	041SS-38	96				CVVUCR	33	2C 211121 J03	013	
015	PACS FW 2 TS R . SH096		PFT.-	-	P096	041SS-38	96			Cable P96 Shield	CVVUCR	33	2C 211121 J03	031	
031	NC														
016	NC														
-	Overall Shield									No Overall Shd from FPU to FTHs					

Astrium GmbH	**Pin Allocation List**	Doc.No.: HP-2-ASED-IC-0015
Project: HERSCHEL	**(Harness)**	Issue: 1.0 Date: 21.04.2004
		Sheet: PAL-1 (of 1)

Connector: 131100 P06 **Function:** FPU to MEC R Cal Src 1/2 RE (120-122) **Conn.-Type:** MWDM2L-15P-6C3-.630

Item: HPFPU **Location:** 70 / Optical Bench **Backshell:** BS-SS-17B-01

EMC-Category: 3C/LL Sig H in Cryostat

		Interface-Code					Grouping:								
Pin	**Signal Designation**	**Circuit**	**Signal**	**Pos.**	**Ch. ID**	**Wiring**	**Shd**	**Cable**	**Twist**	**Comment**	**Target-Item**	**Location**	**Connector**	**Pin**	**New**
009	PACS Cal BB1red . sens		PAD.-	-	P120	TP2BS-30	20			8 Ohm, 2.5 mA	CVVUCR	33	2C 211121 J03	099	
002	PACS Cal BB1red . drv		PAD.-	-	P120	TP2BS-30	20				CVVUCR	33	2C 211121 J03	100	
010	PACS Cal BB1red . senRT		PAD.-	-	P120	TP2BS-30	20				CVVUCR	33	2C 211121 J03	087	
003	PACS Cal BB1red . drvRT		PAD.-	-	P120	TP2BS-30	20				CVVUCR	33	2C 211121 J03	088	
001	PACS Cal BB1red . SH120		PAD.-	-	P120	TP2BS-30	20			Cable P120 Shield	CVVUCR	33	2C 211121 J03	076	
-															
004	PACS Cal BB2 red . drv		PAD.-	-	P121	TP2BS-30	21			8 Ohm, 2.5 mA	CVVUCR	33	2C 211121 J03	098	
012	PACS Cal BB2 red . sens		PAD.-	-	P121	TP2BS-30	21				CVVUCR	33	2C 211121 J03	097	
005	PACS Cal BB2 red . drvRT		PAD.-	-	P121	TP2BS-30	21				CVVUCR	33	2C 211121 J03	086	
013	PACS Cal BB2 red . senRT		PAD.-	-	P121	TP2BS-30	21				CVVUCR	33	2C 211121 J03	085	
011	PACS Cal BB2 red . SH121		PAD.-	-	P121	TP2BS-30	21			Cable P121 Shield	CVVUCR	33	2C 211121 J03	108	
-															
006	PACS Cal BB2 tsens . drv		PAT.-	-	P122	041SS-38	22			800 Ohm, 0.01 mA	CVVUCR	33	2C 211121 J03	107	
014	PACS Cal BB2 tsens . drvRT		PAT.-	-	P122	041SS-38	22				CVVUCR	33	2C 211121 J03	096	
007	PACS Cal BB2 tsens . sens		PAT.-	-	P122	041SS-38	22				CVVUCR	33	2C 211121 J03	106	
015	PACS Cal BB2 tsens . senRT		PAT.-	-	P122	041SS-38	22				CVVUCR	33	2C 211121 J03	095	
008	PACS Cal BB2 tsens . SH122		PAT.-	-	P122	041SS-38	22			Cable P122 Shield	CVVUCR	33	2C 211121 J03	122	
-															
-	Overall Shield									No Overall Shd from FPU to FTHs					

Astrium GmbH	**Pin Allocation List**	Doc.No.: HP-2-ASED-IC-0015
Project: HERSCHEL	**(Harness)**	Issue: 1.0 Date: 21.04.2004
		Sheet: PAL-1 (of 1)

Connector: 131100 P42 **Function:** FPU to MEC R Grat Drv R (105-107) **Conn.-Type:** MWDM2L-21P-6C3-.630

Item: HPFPU **Location:** 70 / Optical Bench **Backshell:** BS-SS-17D-01

EMC-Category: 3C/LL Sig H in Cryostat

		Interface-Code					Grouping:								
Pin	**Signal Designation**	**Circuit**	**Signal**	**Pos.**	**Ch. ID**	**Wiring**	**Shd**	**Cable**	**Twist**	**Comment**	**Target-Item**	**Location**	**Connector**	**Pin**	**New**
001	PACS Gdrv Coil LL Red . 1r		PGC.-	-	P105	TP3BS-30	5			8 Ohm, tbc/100 mA	CVVUCR	33	2C 211121 J03	063	
012	PACS Gdrv Coil LL Red . 2r		PGC.-	-	P105	TP3BS-30	5				CVVUCR	33	2C 211121 J03	064	
002	PACS Gdrv Coil LL Red . 1rrtn		PGC.-	-	P105	TP3BS-30	5				CVVUCR	33	2C 211121 J03	051	
013	PACS Gdrv Coil LL Red . 2rrtn		PGC.-	-	P105	TP3BS-30	5				CVVUCR	33	2C 211121 J03	052	
014	PACS Gdrv Coil LL Red . drv		PGC.-	-	P105	TP3BS-30	5				CVVUCR	33	2C 211121 J03	065	
015	PACS Gdrv Coil LL Red . drrtn		PGC.-	-	P105	TP3BS-30	5				CVVUCR	33	2C 211121 J03	053	
003	PACS Gdrv Coil LL Red . SH105		PGC.-	-	P105	TP3BS-30	5			Cable P105 Shield	CVVUCR	33	2C 211121 J03	062	
-															
016	PACS Gdrv Switch Red . drv1		PGS.-	-	P106	081SS-38	6			800 Ohm, 0.02 mA	CVVUCR	33	2C 211121 J03	039	
006	PACS Gdrv Switch Red . drv2		PGS.-	-	P106	081SS-38	6				CVVUCR	33	2C 211121 J03	027	
017	PACS Gdrv Switch Red . drrt1		PGS.-	-	P106	081SS-38	6				CVVUCR	33	2C 211121 J03	040	
007	PACS Gdrv Switch Red . drrt2		PGS.-	-	P106	081SS-38	6				CVVUCR	33	2C 211121 J03	028	
008	PACS Gdrv Switch Red . LLp		PGS.-	-	P106	081SS-38	6				CVVUCR	33	2C 211121 J03	041	
019	PACS Gdrv Switch Red . LL+		PGS.-	-	P106	081SS-38	6				CVVUCR	33	2C 211121 J03	029	
009	PACS Gdrv Switch Red . LL-		PGS.-	-	P106	081SS-38	6				CVVUCR	33	2C 211121 J03	042	
020	PACS Gdrv Switch Red . LLrtn		PGS.-	-	P106	081SS-38	6				CVVUCR	33	2C 211121 J03	030	
018	PACS Gdrv Switch Red . SH106		PGS.-	-	P106	081SS-38	6			Cable P106 Shield	CVVUCR	33	2C 211121 J03	054	
-															
010	PACS Gsensdrv Red . drv		PGD.-	-	P107	021BS-30	7			8 Ohm, 15 mA	CVVUCR	33	2C 211121 J03	073	
011	PACS Gsensdrv Red . drrtn		PGD.-	-	P107	021BS-30	7				CVVUCR	33	2C 211121 J03	061	
021	PACS Gsensdrv Red . SH107		PGD.-	-	P107	021BS-30	7			Cable P107 Shield	CVVUCR	33	2C 211121 J03	050	
004	NC														
005	NC														
-	Overall Shield									No Overall Shd from FPU to FTHs					

Astrium GmbH	**Pin Allocation List**	Doc.No.: HP-2-ASED-IC-0015
Project: HERSCHEL	**(Harness)**	Issue: 1.0 Date: 21.04.2004
		Sheet: PAL-1 (of 1)

Connector: 131100 P43 **Function:** FPU to MEC R Grat Sens R (108-112) **Conn.-Type:** MWDM2L-21P-6C3-.630

Item: HPFPU **Location:** 70 / Optical Bench **Backshell:** BS-SS-17D-01

EMC-Category: 3C/LL Sig H in Cryostat

		Interface-Code					Grouping:									
Pin	**Signal Designation**	**Circuit**	**Signal**	**Pos.**	**Ch. ID**	**Wiring**	**Shd**	**Cable**	**Twist**	**Comment**	**Target-Item**	**Location**	**Connector**	**Pin**	**New**	
001	PACS Gsens 1 Red . dr1rs		PGH.-	-	P108	061SS-38	8			400/800 Ohm, 1/0.01 mA	CVVUCR	33	2C211121 J03	083		
012	PACS Gsens 1 Red . drv1r		PGH.-	-	P108	061SS-38	8			2 Wires	CVVUCR	33	2C211121 J03	071		3.
012	PACS Gsens 1 Red . drv1r		PGH.-	-	P108	061SS-38	8			2 Wires	CVVUCR	33	2C211121 J03	071	3.	3.
002	PACS Gsens 1 Red . d1rsr		PGH.-	-	P108	061SS-38	8				CVVUCR	33	2C211121 J03	072		
013	PACS Gsens 1 Red . d1rrt		PGH.-	-	P108	061SS-38	8			2 Wires	CVVUCR	33	2C211121 J03	060		3.
013	PACS Gsens 1 Red . d1rrt		PGH.-	-	P108	061SS-38	8			2 Wires	CVVUCR	33	2C211121 J03	060	3.	3.
003	PACS Gsens 1 Red . SH108		PGH.-	-	P108	061SS-38	8			Cable P108 Shield	CVVUCR	33	2C211121 J03	082		
-																
014	PACS Gsens 2 Red . dr2rs		PGH.-	-	P109	061SS-38	9			400/800 Ohm, 1/0.01 mA	CVVUCR	33	2C211121 J03	026		
004	PACS Gsens 2 Red . drv2r		PGH.-	-	P109	061SS-38	9			2 Wires	CVVUCR	33	2C211121 J03	015		3.
004	PACS Gsens 2 Red . drv2r		PGH.-	-	P109	061SS-38	9			2 Wires	CVVUCR	33	2C211121 J03	015	3.	3.
015	PACS Gsens 2 Red . d2rsr		PGH.-	-	P109	061SS-38	9				CVVUCR	33	2C211121 J03	016		
005	PACS Gsens 2 Red . d2rrt		PGH.-	-	P109	061SS-38	9			2 Wires	CVVUCR	33	2C211121 J03	008		3.
005	PACS Gsens 2 Red . d2rrt		PGH.-	-	P109	061SS-38	9			2 Wires	CVVUCR	33	2C211121 J03	008	3.	3.
016	PACS Gsens 2 Red . SH109		PGH.-	-	P109	061SS-38	9			Cable P109 Shield	CVVUCR	33	2C211121 J03	001		
-																
006	PACS Gsens sin Red . sin		PGI.-	-	P110	021SS-38	10			800 Ohm, 0.02 mA	CVVUCR	33	2C211121 J03	036		
007	PACS Gsens sin Red . sinrt		PGI.-	-	P110	021SS-38	10				CVVUCR	33	2C211121 J03	025		
017	PACS Gsens sin Red . SH110		PGI.-	-	P110	021SS-38	10			Cable P110 Shield	CVVUCR	33	2C211121 J03	048		
-																
018	PACS Gsens cos Red . cos		PGO.-	-	P111	021SS-38	11			800 Ohm, 0.02 mA	CVVUCR	33	2C211121 J03	049		
019	PACS Gsens cos Red . cosrt		PGO.-	-	P111	021SS-38	11				CVVUCR	33	2C211121 J03	037		
008	PACS Gsens cos Red . SH111		PGO.-	-	P111	021SS-38	11			Cable P111 Shield	CVVUCR	33	2C211121 J03	038		
-																
009	PACS Gtsens Red . drv		PGT.-	-	P112	041SS-38	12			800 Ohm, 0.01 mA	CVVUCR	33	2C211121 J03	009		
020	PACS Gtsens Red . rs		PGT.-	-	P112	041SS-38	12				CVVUCR	33	2C211121 J03	003		
010	PACS Gtsens Red . drvrt		PGT.-	-	P112	041SS-38	12				CVVUCR	33	2C211121 J03	002		
021	PACS Gtsens Red . srtn		PGT.-	-	P112	041SS-38	12				CVVUCR	33	2C211121 J03	004		
011	PACS Gtsens Red . SH112		PGT.-	-	P112	041SS-38	12			Cable P112 Shield	CVVUCR	33	2C211121 J03	017		
-																
-	Overall Shield									No Overall Shd from FPU to FTHs						

Astrium GmbH	**Pin Allocation List** (Harness)	Doc.No.: HP-2-ASED-IC-0015
Project: HERSCHEL		Issue: 1.0 Date: 21.04.2004
		Sheet: PAL-1 (of 1)

Connector: 131100 P40 **Function:** FPU to MEC N Grat Drv N (97-99) **Conn.-Type:** MWDM2L-21P-6C3-.630

Item: HPFPU **Location:** 70 / Optical Bench **Backshell:** BS-SS-17C-01

EMC-Category: 3C/LL Sig H in Cryostat

		Interface-Code					Grouping:								
Pin	**Signal Designation**	**Circuit**	**Signal**	**Pos.**	**Ch. ID**	**Wiring**	**Shd**	**Cable**	**Twist**	**Comment**	**Target-Item**	**Location**	**Connector**	**Pin**	**New**
001	PACS Gdrv Coil LL Nom . 1n		PGC.-	-	P097	TP3BS-30	97			8,5 Ohm, tbc/100 mA	CVVUCR	33	211121 J04	078	
012	PACS Gdrv Coil LL Nom . 2n		PGC.-	-	P097	TP3BS-30	97				CVVUCR	33	211121 J04	079	
002	PACS Gdrv Coil LL Nom . nrtn		PGC.-	-	P097	TP3BS-30	97				CVVUCR	33	211121 J04	068	
013	PACS Gdrv Coil LL Nom . 2nrtn		PGC.-	-	P097	TP3BS-30	97				CVVUCR	33	211121 J04	069	
014	PACS Gdrv Coil LL Nom . drv		PGC.-	-	P097	TP3BS-30	97				CVVUCR	33	211121 J04	080	
015	PACS Gdrv Coil LL Nom . drrtn		PGC.-	-	P097	TP3BS-30	97				CVVUCR	33	211121 J04	070	
003	PACS Gdrv Coil LL Nom . SH097		PGC.-	-	P097	TP3BS-30	97			Cable P097 Shield	CVVUCR	33	211121 J04	077	
-															
016	PACS Gdrv Switch Nom . drv1		PGS.-	-	P098	081SS-38	98			800 Ohm, 0.1 mA	CVVUCR	33	211121 J04	061	
006	PACS Gdrv Switch Nom . drv2		PGS.-	-	P098	081SS-38	98				CVVUCR	33	211121 J04	062	
017	PACS Gdrv Switch Nom . drrtn		PGS.-	-	P098	081SS-38	98				CVVUCR	33	211121 J04	052	
007	PACS Gdrv Switch Nom . drrt2		PGS.-	-	P098	081SS-38	98				CVVUCR	33	211121 J04	051	
008	PACS Gdrv Switch Nom . LLp		PGS.-	-	P098	081SS-38	98				CVVUCR	33	211121 J04	053	
019	PACS Gdrv Switch Nom . LL+		PGS.-	-	P098	081SS-38	98				CVVUCR	33	211121 J04	063	
009	PACS Gdrv Switch Nom . LL-		PGS.-	-	P098	081SS-38	98				CVVUCR	33	211121 J04	064	
020	PACS Gdrv Switch Nom . LLrtn		PGS.-	-	P098	081SS-38	98				CVVUCR	33	211121 J04	054	
018	PACS Gdrv Switch Nom . SH098		PGS.-	-	P098	081SS-38	98			Cable P098 Shield	CVVUCR	33	211121 J04	050	
-															
010	PACS Gsensdrv Nom . drv		PGD.-	-	P099	021BS-30	99			8 Ohm, 15 mA	CVVUCR	33	211121 J04	065	
011	PACS Gsensdrv Nom . drrtn		PGD.-	-	P099	021BS-30	99				CVVUCR	33	211121 J04	055	
021	PACS Gsensdrv Nom . SH099		PGD.-	-	P099	021BS-30	99			Cable P099 Shield	CVVUCR	33	211121 J04	066	
004	NC														
005	NC														
-	Overall Shield									No Overall Shd from FPU to FTHs					

Astrium GmbH	**Pin Allocation List**	Doc.No.: HP-2-ASED-IC-0015
Project: HERSCHEL	**(Harness)**	Issue: 1.0 Date: 21.04.2004
		Sheet: PAL-1 (of 1)

Connector: 131100 P41 **Function:** FPU to MEC N Grat Sens N (100-104) **Conn.-Type:** MWDM2L-21P-6C3-.630

Item: HPFPU **Location:** 70 / Optical Bench **Backshell:** BS-SS-17C-01

EMC-Category: 3C/LL Sig H in Cryostat

		Interface-Code					Grouping:							
Pin	**Signal Designation**	**Circuit**	**Signal**	**Pos.**	**Ch. ID**	**Wiring**	**Shd**	**Cable**	**Twist**	**Comment**	**Target-Item**	**Location**	**Connector**	**Pin**	**New**
001	PACS Gsens 1 Nom . dr1ns		PGH.-	-	P100	061SS-38	10			400/800 Ohm, 1/0.01 mA	CVVUCR	33	211121 J04	044	
012	PACS Gsens 1 Nom . drv1n		PGH.-	-	P100	061SS-38	10			2 Wires	CVVUCR	33	211121 J04	033	
012	PACS Gsens 1 Nom . drv1n		PGH.-	-	P100	061SS-38	10			2 Wires	CVVUCR	33	211121 J04	033	3.
002	PACS Gsens 1 Nom . d1nsr		PGH.-	-	P100	061SS-38	10				CVVUCR	33	211121 J04	045	
013	PACS Gsens 1 Nom . d1nrt		PGH.-	-	P100	061SS-38	10			2 Wires	CVVUCR	33	211121 J04	034	
013	PACS Gsens 1 Nom . d1nrt		PGH.-	-	P100	061SS-38	10			2 Wires	CVVUCR	33	211121 J04	034	3.
003	PACS Gsens 1 Nom . SH100		PGH.-	-	P100	061SS-38	10			Cable P101 Shield	CVVUCR	33	211121 J04	043	
-															
014	PACS Gsens 2 Nom . dr2ns		PGH.-	-	P101	061SS-38	1			400/800 Ohm, 1/0.01 mA	CVVUCR	33	211121 J04	023	
004	PACS Gsens 2 Nom . drv2n		PGH.-	-	P101	061SS-38	1			2 Wires	CVVUCR	33	211121 J04	024	
004	PACS Gsens 2 Nom . drv2n		PGH.-	-	P101	061SS-38	1			2 Wires	CVVUCR	33	211121 J04	024	3.
015	PACS Gsens 2 Nom . d2nsr		PGH.-	-	P101	061SS-38	1				CVVUCR	33	211121 J04	014	
005	PACS Gsens 2 Nom . d2nrt		PGH.-	-	P101	061SS-38	1			2 Wires	CVVUCR	33	211121 J04	015	
005	PACS Gsens 2 Nom . d2nrt		PGH.-	-	P101	061SS-38	1			2 Wires	CVVUCR	33	211121 J04	015	3.
016	PACS Gsens 2 Nom . SH101		PGH.-	-	P101	061SS-38	1			Cable P101 Shield	CVVUCR	33	211121 J04	007	
-															
006	PACS Gsens sin Nom . sin		PGI.-	-	P102	021SS-38	2			800 Ohm, 0.02 mA	CVVUCR	33	211121 J04	042	
007	PACS Gsens sin Nom . sirtn		PGI.-	-	P102	021SS-38	2				CVVUCR	33	211121 J04	032	
017	PACS Gsens sin Nom . SH102		PGI.-	-	P102	021SS-38	2			Cable P102 Shield	CVVUCR	33	211121 J04	031	
-															
018	PACS Gsens cos Nom . cos		PGO.-	-	P103	021SS-38	3			800 Ohm, 0.02 mA	CVVUCR	33	211121 J04	021	
019	PACS Gsens cos Nom . cortn		PGO.-	-	P103	021SS-38	3				CVVUCR	33	211121 J04	013	
008	PACS Gsens cos Nom . SH103		PGO.-	-	P103	021SS-38	3			Cable P103 Shield	CVVUCR	33	211121 J04	022	
-															
009	PACS Gtsens Nom . drv		PGT.-	-	P104	041SS-38	4			800 Ohm, 0.01 mA	CVVUCR	33	211121 J04	004	
020	PACS Gtsens Nom . ns		PGT.-	-	P104	041SS-38	4				CVVUCR	33	211121 J04	006	
010	PACS Gtsens Nom . drrtn		PGT.-	-	P104	041SS-38	4				CVVUCR	33	211121 J04	003	
021	PACS Gtsens Nom . srtn		PGT.-	-	P104	041SS-38	4				CVVUCR	33	211121 J04	005	
011	PACS Gtsens Nom . SH104		PGT.-	-	P104	041SS-38	4			Cable P104 Shield	CVVUCR	33	211121 J04	002	
-															
-	Overall Shield									No Overall Shd from FPU to FTHs					

Astrium GmbH	**Pin Allocation List**	Doc.No.: HP-2-ASED-IC-0015
Project: HERSCHEL	**(Harness)**	Issue: 1.0 Date: 21.04.2004
		Sheet: PAL-1 (of 1)

Connector: 131100 P05 **Function:** FPU to MEC N Cal Src 1/2 NO (117-119) **Conn.-Type:** MWDM2L-15P-6C3-.630

Item: HPFPU **Location:** 70 / Optical Bench **Backshell:** BS-SS-17B-01

EMC-Category: 3C/LL Sig H in Cryostat

		Interface-Code					Grouping:								
Pin	**Signal Designation**	**Circuit**	**Signal**	**Pos.**	**Ch. ID**	**Wiring**	**Shd**	**Cable**	**Twist**	**Comment**	**Target-Item**	**Location**	**Connector**	**Pin**	**New**
009	PACS Cal BB1 nom . sens		PAD.-	-	P117	TP2BS-30	17			8 Ohm, 2.5 mA	CVVUCR	33	211121 J04	099	
002	PACS Cal BB1 nom . drv		PAD.-	-	P117	TP2BS-30	17				CVVUCR	33	211121 J04	100	
010	PACS Cal BB1 nom . senRT		PAD.-	-	P117	TP2BS-30	17				CVVUCR	33	211121 J04	091	
003	PACS Cal BB1 nom . drvRT		PAD.-	-	P117	TP2BS-30	17				CVVUCR	33	211121 J04	092	
001	PACS Cal BB1 nom . SH117		PAD.-	-	P117	TP2BS-30	17			Cable P117 Shield	CVVUCR	33	211121 J04	093	
-															
004	PACS Cal BB2 nom . drv		PAD.-	-	P118	TP2BS-30	18			8 Ohm, 2.5 mA	CVVUCR	33	211121 J04	098	
012	PACS Cal BB2 nom . sens		PAD.-	-	P118	TP2BS-30	18				CVVUCR	33	211121 J04	096	
005	PACS Cal BB2 nom . drvRT		PAD.-	-	P118	TP2BS-30	18				CVVUCR	33	211121 J04	090	
013	PACS Cal BB2 nom . senRT		PAD.-	-	P118	TP2BS-30	18				CVVUCR	33	211121 J04	097	
011	PACS Cal BB2 nom . SH118		PAD.-	-	P118	TP2BS-30	18			Cable P118 Shield	CVVUCR	33	211121 J04	089	
-															
006	PACS Cal BB1 tsens . drv		PAT.-	-	P119	041SS-38	19			800 Ohm, 0.01 mA	CVVUCR	33	211121 J04	095	
014	PACS Cal BB1 tsens . drvRT		PAT.-	-	P119	041SS-38	19				CVVUCR	33	211121 J04	094	
007	PACS Cal BB1 tsens . sens		PAT.-	-	P119	041SS-38	19				CVVUCR	33	211121 J04	088	
015	PACS Cal BB1 tsens . senRT		PAT.-	-	P119	041SS-38	19				CVVUCR	33	211121 J04	087	
008	PACS Cal BB1 tsens . SH119		PAT.-	-	P119	041SS-38	19			Cable P119 Shield	CVVUCR	33	211121 J04	086	
-															
-	Overall Shield									No Overall Shd from FPU to FTHs					

Astrium GmbH	**Pin Allocation List** (Harness)	Doc.No.: HP-2-ASED-IC-0015
Project: HERSCHEL		Issue: 1.0 Date: 21.04.2004
		Sheet: PAL-1 (of 1)

Connector: 131100 P08 **Function:** FPU to MEC N TeSens T1/T2 N (123) **Conn.-Type:** MWDM2L-09P-6C3-.630

Item: HPFPU **Location:** 70 / Optical Bench **Backshell:** BS-SS-17A-01

EMC-Category: 3C/LL Sig H in Cryostat

Pin	Signal Designation	Interface-Code Circuit	Signal	Pos.	Ch. ID	Wiring	Grouping: Shd	Cable	Twist	Comment	Target-Item	Location	Connector	Pin	New
001	PACS TS nom . 1drv		PTS.-	-	P123	081SS-38	23			800 Ohm, 0.01 mA	CVVUCR	33	211121 J04	082	
006	PACS TS nom . 1sens		PTS.-	-	P123	081SS-38	23				CVVUCR	33	211121 J04	083	
002	PACS TS nom . 1drRT		PTS.-	-	P123	081SS-38	23				CVVUCR	33	211121 J04	073	
007	PACS TS nom . 1seRT		PTS.-	-	P123	081SS-38	23				CVVUCR	33	211121 J04	074	
008	PACS TS nom . 2sens		PTS.-	-	P123	081SS-38	23				CVVUCR	33	211121 J04	084	
004	PACS TS nom . 2drv		PTS.-	-	P123	081SS-38	23				CVVUCR	33	211121 J04	085	
009	PACS TS nom . 2seRT		PTS.-	-	P123	081SS-38	23				CVVUCR	33	211121 J04	075	
005	PACS TS nom . 2drRT		PTS.-	-	P123	081SS-38	23				CVVUCR	33	211121 J04	076	
003	PACS TS nom . SH123		PTS.-	-	P123	081SS-38	23			Cable P123 Shield	CVVUCR	33	211121 J04	081	
-															
-	Overall Shield									No Overall Shd from FPU to FTHs					

Astrium GmbH	**Pin Allocation List**	Doc.No.: HP-2-ASED-IC-0015
Project: HERSCHEL	**(Harness)**	Issue: 1.0 Date: 21.04.2004
		Sheet: PAL-1 (of 4)

Connector: 211121 J09 **Function:** UFThr 077.0° (PACS XP-01 10,11,12,13,14) **Conn.-Type:** 197-011P24-35P (Junct.)

Item: CVVUCR **Location:** 33 / CVV I/F CB Top PFM (CVVUCR) **Backshell:** 128/175_176_01_0A

EMC-Category: 3C/LL Sig H in Cryostat

		Interface-Code					Grouping:							
Pin	Signal Designation	Circuit	Signal	Pos.	Ch. ID	Wiring	Shd	Cable	Twist	Comment	Target-Item	Location	Connector	Pin	New
107	PACS DC Supply Gr 1 . VDDa1		PD2.-	-	P002	241SS-38	1			2 wires	HPFPU	70	131100 P10	003	
107	PACS DC Supply Gr 1 . VDDa1		PD2.-	-	P002	241SS-38	1			2 wires	HPFPU	70	131100 P10	003	3.
116	PACS DC Supply Gr 1 . VDas1		PD2.-	-	P002	241SS-38	1				HPFPU	70	131100 P10	019	
123	PACS DC Supply Gr 1 . VSS1		PD2.-	-	P002	241SS-38	1			2 wires	HPFPU	70	131100 P10	004	
123	PACS DC Supply Gr 1 . VSS1		PD2.-	-	P002	241SS-38	1			2 wires	HPFPU	70	131100 P10	004	3.
124	PACS DC Supply Gr 1 . VSSs1		PD2.-	-	P002	241SS-38	1				HPFPU	70	131100 P10	020	
108	PACS DC Supply Gr 1 . CaP1		PD2.-	-	P002	241SS-38	1				HPFPU	70	131100 P10	005	
117	PACS DC Supply Gr 1 . CaPs1		PD2.-	-	P002	241SS-38	1				HPFPU	70	131100 P10	021	
109	PACS DC Supply Gr 1 . CaN1		PD2.-	-	P002	241SS-38	1			Steel 241SS38	HPFPU	70	131100 P10	006	
118	PACS DC Supply Gr 1 . CaNS1		PD2.-	-	P002	241SS-38	1				HPFPU	70	131100 P10	022	
125	PACS DC Supply Gr 1 . CaN11		PD2.-	-	P002	241SS-38	1			H24138SS	HPFPU	70	131100 P10	007	
126	PACS DC Supply Gr 1 . CN1s1		PD2.-	-	P002	241SS-38	1				HPFPU	70	131100 P10	023	
110	PACS DC Supply Gr 1 . CaN21		PD2.-	-	P002	241SS-38	1				HPFPU	70	131100 P10	008	
119	PACS DC Supply Gr 1 . CN2s1		PD2.-	-	P002	241SS-38	1				HPFPU	70	131100 P10	024	
127	PACS DC Supply Gr 1 . VDDr1		PD2.-	-	P002	241SS-38	1				HPFPU	70	131100 P10	009	
128	PACS DC Supply Gr 1 . VDrs1		PD2.-	-	P002	241SS-38	1				HPFPU	70	131100 P10	025	
111	PACS DC Supply Gr 1 . LVL1		PD2.-	-	P002	241SS-38	1				HPFPU	70	131100 P10	010	
120	PACS DC Supply Gr 1 . LVLs1		PD2.-	-	P002	241SS-38	1				HPFPU	70	131100 P10	026	
121	PACS DC Supply Gr 1 . WELL1		PD2.-	-	P002	241SS-38	1				HPFPU	70	131100 P10	011	
114	PACS DC Supply Gr 1 . WELs1		PD2.-	-	P002	241SS-38	1				HPFPU	70	131100 P10	027	
112	PACS DC Supply Gr 1 . SUB1		PD2.-	-	P002	241SS-38	1				HPFPU	70	131100 P10	012	
113	PACS DC Supply Gr 1 . SUBs1		PD2.-	-	P002	241SS-38	1				HPFPU	70	131100 P10	028	
122	PACS DC Supply Gr 1 . SH002		PD2.-	-	P002	241SS-38	1			Cable 002 Shd	HPFPU	70	131100 P10	018	
-															
104	PACS Detec Bias Gr 1 . Zero1		PD3.-	-	P003	061SS-38	2			Steel 061SS 38	HPFPU	70	131100 P10	029	
103	PACS Detec Bias Gr 1 . Zers1		PD3.-	-	P003	061SS-38	2				HPFPU	70	131100 P10	014	
092	PACS Detec Bias Gr 1 . Gnd1		PD3.-	-	P003	061SS-38	2			H06138SS	HPFPU	70	131100 P10	030	
102	PACS Detec Bias Gr 1 . GnSe1		PD3.-	-	P003	061SS-38	2				HPFPU	70	131100 P10	015	
093	PACS Detec Bias Gr 1 . R1		PD3.-	-	P003	061SS-38	2				HPFPU	70	131100 P10	031	
091	PACS Detec Bias Gr 1 . Rs1		PD3.-	-	P003	061SS-38	2				HPFPU	70	131100 P10	016	
090	PACS Detec Bias Gr 1 . SH003		PD3.-	-	P003	061SS-38	2			Cable 003 Shd	HPFPU	70	131100 P10	013	
-															
089	PACS Logic Supply Gr 1 . SELC1		PD1.-	-	P001	111SS-38	3			Steel 111SS38	HPFPU	70	131100 P11	001	
101	PACS Logic Supply Gr 1 . SEL11		PD1.-	-	P001	111SS-38	3				HPFPU	70	131100 P11	009	
100	PACS Logic Supply Gr 1 . SEL21		PD1.-	-	P001	111SS-38	3				HPFPU	70	131100 P11	002	
088	PACS Logic Supply Gr 1 . CaDs1		PD1.-	-	P001	111SS-38	3			H11138SS	HPFPU	70	131100 P11	010	
087	PACS Logic Supply Gr 1 . CaD1		PD1.-	-	P001	111SS-38	3				HPFPU	70	131100 P11	003	
099	PACS Logic Supply Gr 1 . CnDs1		PD1.-	-	P001	111SS-38	3				HPFPU	70	131100 P11	011	
098	PACS Logic Supply Gr 1 . CnD1		PD1.-	-	P001	111SS-38	3				HPFPU	70	131100 P11	004	

Astrium GmbH	**Pin Allocation List** (Harness)	Doc.No.: HP-2-ASED-IC-0015
Project: HERSCHEL		Issue: 1.0 Date: 21.04.2004
		Sheet: PAL-2 (of 4)

Connector: 211121 J09 **Function:** UFThr 077.0° (PACS XP-01 10,11,12,13,14) **Conn.-Type:** 197-011P24-35P (Junct.)

Item: CVVUCR **Location:** 33 / CVV I/F CB Top PFM (CVVUCR) **Backshell:** 128/175_176_01_0A

EMC-Category: 3C/LL Sig H in Cryostat

		Interface-Code					Grouping:							
Pin	Signal Designation	Circuit	Signal	Pos.	Ch. ID	Wiring	Shd	Cable	Twist	Comment	Target-Item	Location	Connector	Pin	New
086	PACS Logic Supply Gr 1 . VDDs1		PD1.-	-	P001	111SS-38	3				HPFPU	70	131100 P11	012	
097	PACS Logic Supply Gr 1 . VDDd1		PD1.-	-	P001	111SS-38	3			2 Wires	HPFPU	70	131100 P11	005	
097	PACS Logic Supply Gr 1 . VDDd1		PD1.-	-	P001	111SS-38	3			2 Wires	HPFPU	70	131100 P11	005	3.
085	PACS Logic Supply Gr 1 . SH001		PD1.-	-	P001	111SS-38	3			Cable 001 Shd	HPFPU	70	131100 P11	013	
-															
070	PACS Detec Out 01 1 . 1		PDO.-	-	P017	012SS-38	4			012SS38 TRIAX	HPFPU	70	131100 P12	002	
069	PACS Detec Out 01 1 . I		PDO.-	-	P017	012SS-38	4			inner Shield	HPFPU	70	131100 P12	014	
081	PACS Detec Out 01 1 . O		PDO.-	-	P017	012SS-38	4			outer Shield	HPFPU	70	131100 P12	015	
-															
079	PACS Detec Out 02 1 . 1		PDO.-	-	P018	012SS-38	5			012SS38 TRIAX	HPFPU	70	131100 P12	016	
080	PACS Detec Out 02 1 . I		PDO.-	-	P018	012SS-38	5			inner Shield	HPFPU	70	131100 P12	003	
068	PACS Detec Out 02 1 . O		PDO.-	-	P018	012SS-38	5			outer Shield	HPFPU	70	131100 P12	004	
-															
066	PACS Detec Out 03 1 . 1		PDO.-	-	P019	012SS-38	6			012SS38 TRIAX	HPFPU	70	131100 P12	005	
078	PACS Detec Out 03 1 . I		PDO.-	-	P019	012SS-38	6			inner Shield	HPFPU	70	131100 P12	017	
067	PACS Detec Out 03 1 . O		PDO.-	-	P019	012SS-38	6			outer Shield	HPFPU	70	131100 P12	018	
-															
076	PACS Detec Out 04 1 . 1		PDO.-	-	P020	012SS-38	7			012SS38 TRIAX	HPFPU	70	131100 P12	019	
065	PACS Detec Out 04 1 . I		PDO.-	-	P020	012SS-38	7			inner Shield	HPFPU	70	131100 P12	006	
077	PACS Detec Out 04 1 . O		PDO.-	-	P020	012SS-38	7			outer Shield	HPFPU	70	131100 P12	007	
-															
073	PACS Detec Out 05 1 . 1		PDO.-	-	P021	012SS-38	8			012SS38 TRIAX	HPFPU	70	131100 P12	008	
062	PACS Detec Out 05 1 . I		PDO.-	-	P021	012SS-38	8			inner Shield	HPFPU	70	131100 P12	020	
074	PACS Detec Out 05 1 . O		PDO.-	-	P021	012SS-38	8			outer Shield	HPFPU	70	131100 P12	021	
-															
095	PACS Detec Out 06 1 . 1		PDO.-	-	P022	012SS-38	9			012SS38 TRIAX	HPFPU	70	131100 P12	022	
084	PACS Detec Out 06 1 . I		PDO.-	-	P022	012SS-38	9			inner Shield	HPFPU	70	131100 P12	009	
096	PACS Detec Out 06 1 . O		PDO.-	-	P022	012SS-38	9			outer Shield	HPFPU	70	131100 P12	010	
-															
071	PACS Detec Out 07 1 . 1		PDO.-	-	P023	012SS-38	10			012SS38 TRIAX	HPFPU	70	131100 P12	011	
083	PACS Detec Out 07 1 . I		PDO.-	-	P023	012SS-38	10			inner Shield	HPFPU	70	131100 P12	023	
072	PACS Detec Out 07 1 . O		PDO.-	-	P023	012SS-38	10			outer Shield	HPFPU	70	131100 P12	024	
-															
048	PACS Detec Outref a Gr 1 . 1		PDR.-	-	P13A	012SS-38	11			012SS38 TRIAX	HPFPU	70	131100 P12	025	
049	PACS Detec Outref a Gr 1 . I		PDR.-	-	P13A	012SS-38	11			inner Shield	HPFPU	70	131100 P12	012	
060	PACS Detec Outref a Gr 1 . O		PDR.-	-	P13A	012SS-38	11			outer Shield	HPFPU	70	131100 P12	013	
-															
063	PACS Detec Out 08 1 . 1		PDO.-	-	P024	012SS-38	12			012SS38 TRIAX	HPFPU	70	131100 P13	002	

Astrium GmbH	**Pin Allocation List**	Doc.No.: HP-2-ASED-IC-0015
Project: HERSCHEL	**(Harness)**	Issue: 1.0 Date: 21.04.2004
		Sheet: PAL-3 (of 4)

Connector: 211121 J09 **Function:** UFThr 077.0° (PACS XP-01 10,11,12,13,14) **Conn.-Type:** 197-011P24-35P (Junct.)

Item: CVVUCR **Location:** 33 / CVV I/F CB Top PFM (CVVUCR) **Backshell:** 128/175_176_01_0A

EMC-Category: 3C/LL Sig H in Cryostat

		Interface-Code					Grouping:							
Pin	**Signal Designation**	**Circuit**	**Signal**	**Pos.**	**Ch. ID**	**Wiring**	**Shd**	**Cable**	**Twist**	**Comment**	**Target-Item**	**Location**	**Connector**	**Pin**	**New**
075	PACS Detec Out 08 1 . I		PDO.-	-	P024	012SS-38	12			inner Shield	HPFPU	70	131100 P13	014	
064	PACS Detec Out 08 1 . O		PDO.-	-	P024	012SS-38	12			outer Shield	HPFPU	70	131100 P13	015	
-															
047	PACS Detec Out 09 1 . 1		PDO.-	-	P025	012SS-38	13			012SS38 TRIAX	HPFPU	70	131100 P13	016	
046	PACS Detec Out 09 1 . I		PDO.-	-	P025	012SS-38	13			inner Shield	HPFPU	70	131100 P13	003	
058	PACS Detec Out 09 1 . O		PDO.-	-	P025	012SS-38	13			outer Shield	HPFPU	70	131100 P13	004	
-															
057	PACS Detec Out 10 1 . 1		PDO.-	-	P026	012SS-38	14			012SS38 TRIAX	HPFPU	70	131100 P13	005	
056	PACS Detec Out 10 1 . I		PDO.-	-	P026	012SS-38	14			inner Shield	HPFPU	70	131100 P13	017	
045	PACS Detec Out 10 1 . O		PDO.-	-	P026	012SS-38	14			outer Shield	HPFPU	70	131100 P13	018	
-															
044	PACS Detec Out 11 1 . 1		PDO.-	-	P027	012SS-38	15			012SS38 TRIAX	HPFPU	70	131100 P13	019	
043	PACS Detec Out 11 1 . I		PDO.-	-	P027	012SS-38	15			inner Shield	HPFPU	70	131100 P13	006	
055	PACS Detec Out 11 1 . O		PDO.-	-	P027	012SS-38	15			outer Shield	HPFPU	70	131100 P13	007	
-															
042	PACS Detec Out 12 1 . 1		PDO.-	-	P028	012SS-38	16			012SS38 TRIAX	HPFPU	70	131100 P13	008	
053	PACS Detec Out 12 1 . I		PDO.-	-	P028	012SS-38	16			inner Shield	HPFPU	70	131100 P13	020	
054	PACS Detec Out 12 1 . O		PDO.-	-	P028	012SS-38	16			outer Shield	HPFPU	70	131100 P13	021	
-															
040	PACS Detec Out 13 1 . 1		PDO.-	-	P029	012SS-38	17			012SS38 TRIAX	HPFPU	70	131100 P13	022	
041	PACS Detec Out 13 1 . I		PDO.-	-	P029	012SS-38	17			inner Shield	HPFPU	70	131100 P13	009	
052	PACS Detec Out 13 1 . O		PDO.-	-	P029	012SS-38	17			outer Shield	HPFPU	70	131100 P13	010	
-															
050	PACS Detec Outref b Gr 1 . 1		PDR.-	-	P13B	012SS-38	18			012SS38 TRIAX	HPFPU	70	131100 P13	011	
039	PACS Detec Outref b Gr 1 . I		PDR.-	-	P13B	012SS-38	18			inner Shield	HPFPU	70	131100 P13	023	
051	PACS Detec Outref b Gr 1 . O		PDR.-	-	P13B	012SS-38	18			outer Shield	HPFPU	70	131100 P13	024	
-															
017	PACS Detec Synch Gr 1 . SIG		PDS.-	-	P030	021SS-38	19			2 wires	HPFPU	70	131100 P13	012	
017	PACS Detec Synch Gr 1 . SIG		PDS.-	-	P030	021SS-38	19			2 wires	HPFPU	70	131100 P13	012	3.
009	PACS Detec Synch Gr 1 . SH030		PDS.-	-	P030	021SS-38	19			Cable 030 Shd	HPFPU	70	131100 P13	025	
-															
018	PACS Detec Clock Gr 1 . SIG		PDC.-	-	P031	021SS-38	20			2 Wires	HPFPU	70	131100 P13	013	
018	PACS Detec Clock Gr 1 . SIG		PDC.-	-	P031	021SS-38	20			2 Wires	HPFPU	70	131100 P13	013	3.
028	PACS Detec Clock Gr 1 . SH031		PDC.-	-	P031	021SS-38	20			Cable 031 Shd	HPFPU	70	131100 P13	025	
-															
020	PACS Detec Tsens 1/2 . I161		PDT.-	-	P075	111SS-38	21			Steel 111SS38	HPFPU	70	131100 P14	009	
031	PACS Detec Tsens 1/2 . U161		PDT.-	-	P075	111SS-38	21				HPFPU	70	131100 P14	002	
021	PACS Detec Tsens 1/2 . U261		PDT.-	-	P075	111SS-38	21				HPFPU	70	131100 P14	010	

Astrium GmbH	# Pin Allocation List	Doc.No.: HP-2-ASED-IC-0015
Project: HERSCHEL	**(Harness)**	Issue: 1.0 Date: 21.04.2004
		Sheet: PAL-4 (of 4)

Connector: 211121 J09 **Function:** UFThr 077.0° (PACS XP-01 10,11,12,13,14) **Conn.-Type:** 197-011P24-35P (Junct.)

Item: CVVUCR **Location:** 33 / CVV I/F CB Top PFM (CVVUCR) **Backshell:** 128/175_176_01_0A

EMC-Category: 3C/LL Sig H in Cryostat

		Interface-Code					Grouping:								
Pin	Signal Designation	Circuit	Signal	Pos.	Ch. ID	Wiring	Shd	Cable	Twist	Comment	Target-Item	Location	Connector	Pin	New
032	PACS Detec Tsens 1/2 . U361		PDT.-	-	P075	111SS-38	21			H11138SS	HPFPU	70	131100 P14	003	
022	PACS Detec Tsens 1/2 . I261		PDT.-	-	P075	111SS-38	21				HPFPU	70	131100 P14	011	
033	PACS Detec Tsens 1/2 . I1192		PDT.-	-	P075	111SS-38	21				HPFPU	70	131100 P14	004	
023	PACS Detec Tsens 1/2 . U1192		PDT.-	-	P075	111SS-38	21				HPFPU	70	131100 P14	012	
034	PACS Detec Tsens 1/2 . U2192		PDT.-	-	P075	111SS-38	21				HPFPU	70	131100 P14	005	
024	PACS Detec Tsens 1/2 . U3192		PDT.-	-	P075	111SS-38	21				HPFPU	70	131100 P14	013	
035	PACS Detec Tsens 1/2 . I2192		PDT.-	-	P075	111SS-38	21				HPFPU	70	131100 P14	006	
030	PACS Detec Tsens 1/2 . SH075		PDT.-	-	P075	111SS-38	21			Cable 075 Shd	HPFPU	70	131100 P14	001	
-	NC														
-	NC														
-	NC														
-	NC														
-	NC														
-	NC														
-	NC														
-	NC														
-	NC														
-	NC														
-	NC														
-	NC														
-	NC														
-	NC														
-	NC														
-	NC														
-	NC														
-	NC														
-	NC														
-	NC														
-	NC														
-	NC														
-	NC														
-	NC														
-	NC														
-	NC														
-	NC														
-	NC														
-	NC														
CH	Connector Housing									No Overall Shd from FPU to CH					

Astrium GmbH	**Pin Allocation List**	Doc.No.: HP-2-ASED-IC-0015
Project: HERSCHEL	**(Harness)**	Issue: 1.0 Date: 21.04.2004
		Sheet: PAL-1 (of 4)

Connector: 211121 J08 **Function:** UFThr 070.8° (PACS XP-02 J15,16,17,18) **Conn.-Type:** 197-011P22-35P (Junct.)

Item: CVVUCR **Location:** 33 / CVV I/F CB Top PFM (CVVUCR) **Backshell:** 100/172_173_01_0A

EMC-Category: 2C/Sig H in Cryostat

Pin	Signal Designation	Interface-Code Circuit	Signal	Pos.	Ch. ID	Wiring	Grouping: Shd	Cable	Twist	Comment	Target-Item	Location	Connector	Pin	New
093	PACS Detec Out 21 . 2		PDO.-	-	P039	012SS-38	1			012SS38 TRIAX	HPFPU	70	3C131100 P15	002	
092	PACS Detec Out 21 . I		PDO.-	-	P039	012SS-38	1			inner Shield	HPFPU	70	3C131100 P15	014	
100	PACS Detec Out 21 . O		PDO.-	-	P039	012SS-38	1			outer Shield	HPFPU	70	3C131100 P15	015	
-															
099	PACS Detec Out 22 . 2		PDO.-	-	P040	012SS-38	2			012SS38 TRIAX	HPFPU	70	3C131100 P15	016	
098	PACS Detec Out 22 . I		PDO.-	-	P040	012SS-38	2			inner Shield	HPFPU	70	3C131100 P15	003	
091	PACS Detec Out 22 . O		PDO.-	-	P040	012SS-38	2			outer Shield	HPFPU	70	3C131100 P15	004	
-															
090	PACS Detec Out 23 . 2		PDO.-	-	P041	012SS-38	3			012SS38 TRIAX	HPFPU	70	3C131100 P15	005	
081	PACS Detec Out 23 . I		PDO.-	-	P041	012SS-38	3			inner Shield	HPFPU	70	3C131100 P15	017	
089	PACS Detec Out 23 . O		PDO.-	-	P041	012SS-38	3			outer Shield	HPFPU	70	3C131100 P15	018	
-															
096	PACS Detec Out 24 . 2		PDO.-	-	P042	012SS-38	4			012SS38 TRIAX	HPFPU	70	3C131100 P15	019	
095	PACS Detec Out 24 . I		PDO.-	-	P042	012SS-38	4			inner Shield	HPFPU	70	3C131100 P15	006	
097	PACS Detec Out 24 . O		PDO.-	-	P042	012SS-38	4			outer Shield	HPFPU	70	3C131100 P15	007	
-															
087	PACS Detec Out 25 . 2		PDO.-	-	P043	012SS-38	5			012SS38 TRIAX	HPFPU	70	3C131100 P15	008	
094	PACS Detec Out 25 . I		PDO.-	-	P043	012SS-38	5			inner Shield	HPFPU	70	3C131100 P15	020	
088	PACS Detec Out 25 . O		PDO.-	-	P043	012SS-38	5			outer Shield	HPFPU	70	3C131100 P15	021	
-															
080	PACS Detec Outref b Gr 2 . 2		PDR.-	-	P14B	012SS-38	6			012SS38 TRIAX	HPFPU	70	3C131100 P15	011	
070	PACS Detec Outref b Gr 2 . I		PDR.-	-	P14B	012SS-38	6			inner Shield	HPFPU	70	3C131100 P15	023	
079	PACS Detec Outref b Gr 2 . O		PDR.-	-	P14B	012SS-38	6			outer Shield	HPFPU	70	3C131100 P15	024	
-															
086	PACS Detec Synch Gr 2 . SIG		PDS.-	-	P044	021SS-38	7			2 Wires	HPFPU	70	3C131100 P15	012	
086	PACS Detec Synch Gr 2 . SIG		PDS.-	-	P044	021SS-38	7			2 Wires	HPFPU	70	3C131100 P15	012	3.
077	PACS Detec Synch Gr 2 . SH044		PDS.-	-	P044	021SS-38	7			Cable 044 Shd	HPFPU	70	3C131100 P15	025	
-															
068	PACS Detec Clock Gr 2 . SIG		PDC.-	-	P045	021SS-38	8			2 Wires	HPFPU	70	3C131100 P15	013	
068	PACS Detec Clock Gr 2 . SIG		PDC.-	-	P045	021SS-38	8			2 Wires	HPFPU	70	3C131100 P15	013	3.
078	PACS Detec Clock Gr 2 . SH045		PDC.-	-	P045	021SS-38	8			Cable 045 Shd	HPFPU	70	3C131100 P15	025	
-															
076	PACS Detec Out 14 . 2		PDO.-	-	P032	012SS-38	9			012SS38 TRIAX	HPFPU	70	3C131100 P16	002	
075	PACS Detec Out 14 . I		PDO.-	-	P032	012SS-38	9			inner Shield	HPFPU	70	3C131100 P16	014	
085	PACS Detec Out 14 . O		PDO.-	-	P032	012SS-38	9			outer Shield	HPFPU	70	3C131100 P16	015	
-															
074	PACS Detec Out 15 . 2		PDO.-	-	P033	012SS-38	10			012SS38 TRIAX	HPFPU	70	3C131100 P16	016	
083	PACS Detec Out 15 . I		PDO.-	-	P033	012SS-38	10			inner Shield	HPFPU	70	3C131100 P16	003	

Astrium GmbH	**Pin Allocation List**	Doc.No.: HP-2-ASED-IC-0015
Project: HERSCHEL	**(Harness)**	Issue: 1.0 Date: 21.04.2004
		Sheet: PAL-2 (of 4)

Connector: 211121 J08 **Function:** UFThr 070.8° (PACS XP-02 J15,16,17,18) **Conn.-Type:** 197-011P22-35P (Junct.)

Item: CVVUCR **Location:** 33 / CVV I/F CB Top PFM (CVVUCR) **Backshell:** 100/172_173_01_0A

EMC-Category: 2C/Sig H in Cryostat

		Interface-Code					Grouping:								
Pin	**Signal Designation**	**Circuit**	**Signal**	**Pos.**	**Ch. ID**	**Wiring**	**Shd**	**Cable**	**Twist**	**Comment**	**Target-Item**	**Location**	**Connector**	**Pin**	**New**
084	PACS Detec Out 15 . O		PDO.-	-	P033	012SS-38	10			outer Shield	HPFPU	70	3C131100 P16	004	
-															
072	PACS Detec Out 16 . 2		PDO.-	-	P034	012SS-38	11			012SS38 TRIAX	HPFPU	70	3C131100 P16	005	
073	PACS Detec Out 16 . I		PDO.-	-	P034	012SS-38	11			inner Shield	HPFPU	70	3C131100 P16	017	
082	PACS Detec Out 16 . O		PDO.-	-	P034	012SS-38	11			outer Shield	HPFPU	70	3C131100 P16	018	
-															
061	PACS Detec Out 17 . 2		PDO.-	-	P035	012SS-38	12			012SS38 TRIAX	HPFPU	70	3C131100 P16	019	
071	PACS Detec Out 17 . I		PDO.-	-	P035	012SS-38	12			inner Shield	HPFPU	70	3C131100 P16	006	
060	PACS Detec Out 17 . O		PDO.-	-	P035	012SS-38	12			outer Shield	HPFPU	70	3C131100 P16	007	
-															
059	PACS Detec Out 18 . 2		PDO.-	-	P036	012SS-38	13			012SS38 TRIAX	HPFPU	70	3C131100 P16	008	
058	PACS Detec Out 18 . I		PDO.-	-	P036	012SS-38	13			inner Shield	HPFPU	70	3C131100 P16	020	
069	PACS Detec Out 18 . O		PDO.-	-	P036	012SS-38	13			outer Shield	HPFPU	70	3C131100 P16	021	
-															
055	PACS Detec Out 19 . 2		PDO.-	-	P037	012SS-38	14			012SS38 TRIAX	HPFPU	70	3C131100 P16	022	
066	PACS Detec Out 19 . I		PDO.-	-	P037	012SS-38	14			inner Shield	HPFPU	70	3C131100 P16	009	
065	PACS Detec Out 19 . O		PDO.-	-	P037	012SS-38	14			outer Shield	HPFPU	70	3C131100 P16	010	
-															
053	PACS Detec Out 20 . 2		PDO.-	-	P038	012SS-38	15			012SS38 TRIAX	HPFPU	70	3C131100 P16	011	
054	PACS Detec Out 20 . I		PDO.-	-	P038	012SS-38	15			inner Shield	HPFPU	70	3C131100 P16	023	
064	PACS Detec Out 20 . O		PDO.-	-	P038	012SS-38	15			outer Shield	HPFPU	70	3C131100 P16	024	
-															
052	PACS Detec Outref a Gr 2 . 2		PDR.-	-	P14A	012SS-38	16			012SS38 TRIAX	HPFPU	70	3C131100 P16	025	
051	PACS Detec Outref a Gr 2 . I		PDR.-	-	P14A	012SS-38	16			inner Shield	HPFPU	70	3C131100 P16	012	
062	PACS Detec Outref a Gr 2 . O		PDR.-	-	P14A	012SS-38	16			outer Shield	HPFPU	70	3C131100 P16	013	
-															
041	PACS Logic Supply Gr 2 . SELC2		PD1.-	-	P004	111SS-38	17			Steel 111SS38	HPFPU	70	3C131100 P17	001	
031	PACS Logic Supply Gr 2 . SEL12		PD1.-	-	P004	111SS-38	17				HPFPU	70	3C131100 P17	009	
042	PACS Logic Supply Gr 2 . SEL22		PD1.-	-	P004	111SS-38	17			H11138SS	HPFPU	70	3C131100 P17	002	
032	PACS Logic Supply Gr 2 . CaDs2		PD1.-	-	P004	111SS-38	17				HPFPU	70	3C131100 P17	010	
043	PACS Logic Supply Gr 2 . CaD2		PD1.-	-	P004	111SS-38	17				HPFPU	70	3C131100 P17	003	
033	PACS Logic Supply Gr 2 . CnDs2		PD1.-	-	P004	111SS-38	17				HPFPU	70	3C131100 P17	011	
044	PACS Logic Supply Gr 2 . CnD2		PD1.-	-	P004	111SS-38	17				HPFPU	70	3C131100 P17	004	
034	PACS Logic Supply Gr 2 . VDDs2		PD1.-	-	P004	111SS-38	17				HPFPU	70	3C131100 P17	012	
045	PACS Logic Supply Gr 2 . VDD2		PD1.-	-	P004	111SS-38	17			2 Wires	HPFPU	70	3C131100 P17	005	
045	PACS Logic Supply Gr 2 . VDD2		PD1.-	-	P004	111SS-38	17			2 Wires	HPFPU	70	3C131100 P17	005	3.
030	PACS Logic Supply Gr 2 . SH004		PD1.-	-	P004	111SS-38	17			Cable 004 Shd	HPFPU	70	3C131100 P17	013	
-															

Astrium GmbH	**Pin Allocation List** (Harness)	Doc.No.: HP-2-ASED-IC-0015
Project: HERSCHEL		Issue: 1.0 Date: 21.04.2004
		Sheet: PAL-3 (of 4)

Connector: 211121 J08 **Function:** UFThr 070.8° (PACS XP-02 J15,16,17,18) **Conn.-Type:** 197-011P22-35P (Junct.)

Item: CVVUCR **Location:** 33 / CVV I/F CB Top PFM (CVVUCR) **Backshell:** 100/172_173_01_0A

EMC-Category: 2C/Sig H in Cryostat

Pin	Signal Designation	Interface-Code Circuit	Signal	Pos.	Ch. ID	Wiring	Grouping: Shd	Cable	Twist	Comment	Target-Item	Location	Connector	Pin	New
009	PACS DC Supply Gr 2 . VDDa2		PD2.-	-	P005	241SS-38	18			2 Wires	HPFPU	70	3C 131100 P18	003	
009	PACS DC Supply Gr 2 . VDDa2		PD2.-	-	P005	241SS-38	18			2 Wires	HPFPU	70	3C 131100 P18	003	3.
018	PACS DC Supply Gr 2 . VDas2		PD2.-	-	P005	241SS-38	18				HPFPU	70	3C 131100 P18	019	
010	PACS DC Supply Gr 2 . VSS2		PD2.-	-	P005	241SS-38	18			2 Wires	HPFPU	70	3C 131100 P18	004	
010	PACS DC Supply Gr 2 . VSS2		PD2.-	-	P005	241SS-38	18			2 Wires	HPFPU	70	3C 131100 P18	004	3.
019	PACS DC Supply Gr 2 . VSSs2		PD2.-	-	P005	241SS-38	18				HPFPU	70	3C 131100 P18	020	
011	PACS DC Supply Gr 2 . CaP2		PD2.-	-	P005	241SS-38	18				HPFPU	70	3C 131100 P18	005	
020	PACS DC Supply Gr 2 . CaPs2		PD2.-	-	P005	241SS-38	18				HPFPU	70	3C 131100 P18	021	
012	PACS DC Supply Gr 2 . CaN2		PD2.-	-	P005	241SS-38	18			H24138SS	HPFPU	70	3C 131100 P18	006	
021	PACS DC Supply Gr 2 . CaNs2		PD2.-	-	P005	241SS-38	18				HPFPU	70	3C 131100 P18	022	
013	PACS DC Supply Gr 2 . CaN12		PD2.-	-	P005	241SS-38	18				HPFPU	70	3C 131100 P18	007	
022	PACS DC Supply Gr 2 . CN1s2		PD2.-	-	P005	241SS-38	18				HPFPU	70	3C 131100 P18	023	
014	PACS DC Supply Gr 2 . CaN22		PD2.-	-	P005	241SS-38	18				HPFPU	70	3C 131100 P18	008	
023	PACS DC Supply Gr 2 . CN2s2		PD2.-	-	P005	241SS-38	18				HPFPU	70	3C 131100 P18	024	
015	PACS DC Supply Gr 2 . VDDr2		PD2.-	-	P005	241SS-38	18				HPFPU	70	3C 131100 P18	009	
024	PACS DC Supply Gr 2 . VDrs2		PD2.-	-	P005	241SS-38	18				HPFPU	70	3C 131100 P18	025	
006	PACS DC Supply Gr 2 . LVL2		PD2.-	-	P005	241SS-38	18				HPFPU	70	3C 131100 P18	010	
007	PACS DC Supply Gr 2 . LVLs2		PD2.-	-	P005	241SS-38	18				HPFPU	70	3C 131100 P18	026	
004	PACS DC Supply Gr 2 . WELL2		PD2.-	-	P005	241SS-38	18				HPFPU	70	3C 131100 P18	011	
005	PACS DC Supply Gr 2 . WELs2		PD2.-	-	P005	241SS-38	18				HPFPU	70	3C 131100 P18	027	
002	PACS DC Supply Gr 2 . SUB2		PD2.-	-	P005	241SS-38	18				HPFPU	70	3C 131100 P18	012	
003	PACS DC Supply Gr 2 . SUBs2		PD2.-	-	P005	241SS-38	18				HPFPU	70	3C 131100 P18	028	
001	PACS DC Supply Gr 2 . SHD5		PD2.-	-	P005	241SS-38	18			Cable 005 Shd	HPFPU	70	3C 131100 P18		
-															
027	PACS Detec Bias Gr 2 . Zero2		PD3.-	-	P006	061SS-38	19			Steel 061SS38	HPFPU	70	3C 131100 P18	029	
038	PACS Detec Bias Gr 2 . Zers2		PD3.-	-	P006	061SS-38	19				HPFPU	70	3C 131100 P18	014	
028	PACS Detec Bias Gr 2 . Gnd2		PD3.-	-	P006	061SS-38	19				HPFPU	70	3C 131100 P18	030	
039	PACS Detec Bias Gr 2 . GnSe2		PD3.-	-	P006	061SS-38	19			H06138SS	HPFPU	70	3C 131100 P18	015	
029	PACS Detec Bias Gr 2 . R2		PD3.-	-	P006	061SS-38	19				HPFPU	70	3C 131100 P18	031	
040	PACS Detec Bias Gr 2 . Rs2		PD3.-	-	P006	061SS-38	19				HPFPU	70	3C 131100 P18	016	
037	PACS Detec Bias Gr 2 . SH006		PD3.-	-	P006	061SS-38	19			Cable 006 Shd	HPFPU	70	3C 131100 P18	013	
-	NC														
-	NC														
-	NC														
-	NC														
-	NC														
-	NC														
-	NC														
-	NC														
-	NC														

Pin Allocation List
(Harness)

Connector: 211121 J08 **Function:** UFThr 070.8° (PACS XP-02 J15,16,17,18) **Conn.-Type:** 197-011P22-35P (Junct.)

Item: CVVUCR **Location:** 33 / CVV I/F CB Top PFM (CVVUCR) **Backshell:** 100/172_173_01_0A

EMC-Category: 2C/Sig H in Cryostat

Pin	Signal Designation	Interface-Code Circuit	Signal	Pos.	Ch. ID	Wiring	Grouping: Shd	Cable	Twist	Comment	Target-Item	Location	Connector	Pin	New
-	NC														
-	NC														
-	NC														
-	NC														
-	NC														
-	NC														
-										No Overall Shd at Junction side					

Astrium GmbH	**Pin Allocation List**	Doc.No.: HP-2-ASED-IC-0015
Project: HERSCHEL	**(Harness)**	Issue: 1.0 Date: 21.04.2004
		Sheet: PAL-1 (of 5)

Connector: 211121 J02 **Function:** UFThr 013.0° (PACS XP-03 20,21,22,23,24) **Conn.-Type:** 197-011P24-35P (Junct.)

Item: CVVUCR **Location:** 33 / CVV I/F CB Top PFM (CVVUCR) **Backshell:** 128/175_176_01_0A

EMC-Category: 3C/LL Sig H in Cryostat

		Interface-Code					Grouping:							
Pin	**Signal Designation**	**Circuit**	**Signal**	**Pos.**	**Ch. ID**	**Wiring**	**Shd**	**Cable**	**Twist**	**Comment**	**Target-Item**	**Location**	**Connector**	**Pin**	**New**
107	PACS DC Supply Gr 3 . VDDa3		PD2.-	-	P008	241SS-38	1			2 Wires	HPFPU	70	131100 P20	003	
107	PACS DC Supply Gr 3 . VDDa3		PD2.-	-	P008	241SS-38	1			2 Wires	HPFPU	70	131100 P20	003	3.
116	PACS DC Supply Gr 3 . VDas3		PD2.-	-	P008	241SS-38	1				HPFPU	70	131100 P20	019	
123	PACS DC Supply Gr 3 . VSS3		PD2.-	-	P008	241SS-38	1			2 Wires	HPFPU	70	131100 P20	004	
123	PACS DC Supply Gr 3 . VSS3		PD2.-	-	P008	241SS-38	1			2 Wires	HPFPU	70	131100 P20	004	3.
124	PACS DC Supply Gr 3 . VSSs3		PD2.-	-	P008	241SS-38	1				HPFPU	70	131100 P20	020	
108	PACS DC Supply Gr 3 . CaP3		PD2.-	-	P008	241SS-38	1				HPFPU	70	131100 P20	005	
117	PACS DC Supply Gr 3 . CaPs3		PD2.-	-	P008	241SS-38	1				HPFPU	70	131100 P20	021	
109	PACS DC Supply Gr 3 . CaN3		PD2.-	-	P008	241SS-38	1			Steel 241SS38	HPFPU	70	131100 P20	006	
118	PACS DC Supply Gr 3 . CaNs3		PD2.-	-	P008	241SS-38	1				HPFPU	70	131100 P20	022	
125	PACS DC Supply Gr 3 . CaN13		PD2.-	-	P008	241SS-38	1				HPFPU	70	131100 P20	007	
126	PACS DC Supply Gr 3 . CN1s3		PD2.-	-	P008	241SS-38	1			H24138SS	HPFPU	70	131100 P20	023	
110	PACS DC Supply Gr 3 . CaN23		PD2.-	-	P008	241SS-38	1				HPFPU	70	131100 P20	008	
119	PACS DC Supply Gr 3 . CN2s3		PD2.-	-	P008	241SS-38	1				HPFPU	70	131100 P20	024	
127	PACS DC Supply Gr 3 . VDDr3		PD2.-	-	P008	241SS-38	1				HPFPU	70	131100 P20	009	
128	PACS DC Supply Gr 3 . VDrs3		PD2.-	-	P008	241SS-38	1				HPFPU	70	131100 P20	025	
111	PACS DC Supply Gr 3 . LVL3		PD2.-	-	P008	241SS-38	1				HPFPU	70	131100 P20	010	
120	PACS DC Supply Gr 3 . LVLs3		PD2.-	-	P008	241SS-38	1				HPFPU	70	131100 P20	026	
121	PACS DC Supply Gr 3 . WELL3		PD2.-	-	P008	241SS-38	1				HPFPU	70	131100 P20	011	
114	PACS DC Supply Gr 3 . WELs3		PD2.-	-	P008	241SS-38	1				HPFPU	70	131100 P20	027	
112	PACS DC Supply Gr 3 . SUB3		PD2.-	-	P008	241SS-38	1				HPFPU	70	131100 P20	012	
113	PACS DC Supply Gr 3 . SUBs3		PD2.-	-	P008	241SS-38	1				HPFPU	70	131100 P20	028	
122	PACS DC Supply Gr 3 . SH008		PD2.-	-	P008	241SS-38	1			Cable P008 Shd	HPFPU	70	131100 P20	018	
-															
104	PACS Detec Bias Gr 3 . Zero3		PD3.-	-	P009	061SS-38	2			Steel 061SS38	HPFPU	70	131100 P20	029	
103	PACS Detec Bias Gr 3 . Zers3		PD3.-	-	P009	061SS-38	2				HPFPU	70	131100 P20	014	
092	PACS Detec Bias Gr 3 . Gnd3		PD3.-	-	P009	061SS-38	2				HPFPU	70	131100 P20	030	
102	PACS Detec Bias Gr 3 . GnSe3		PD3.-	-	P009	061SS-38	2			H06138SS	HPFPU	70	131100 P20	015	
093	PACS Detec Bias Gr 3 . R3		PD3.-	-	P009	061SS-38	2				HPFPU	70	131100 P20	031	
091	PACS Detec Bias Gr 3 . Rs3		PD3.-	-	P009	061SS-38	2				HPFPU	70	131100 P20	016	
090	PACS Detec Bias Gr 3 . SH009		PD3.-	-	P009	061SS-38	2			Cable P009 Shd	HPFPU	70	131100 P20	013	
-															
089	PACS Logic Supply Gr 3 . SELC3		PD1.-	-	P007	111SS-38	3			Steel 111SS38	HPFPU	70	131100 P21	001	3.
101	PACS Logic Supply Gr 3 . SEL13		PD1.-	-	P007	111SS-38	3				HPFPU	70	131100 P21	009	3.
100	PACS Logic Supply Gr 3 . SEL23		PD1.-	-	P007	111SS-38	3				HPFPU	70	131100 P21	002	3.
088	PACS Logic Supply Gr 3 . CaDs3		PD1.-	-	P007	111SS-38	3			H11138SS	HPFPU	70	131100 P21	010	3.
087	PACS Logic Supply Gr 3 . CaD3		PD1.-	-	P007	111SS-38	3				HPFPU	70	131100 P21	003	3.
099	PACS Logic Supply Gr 3 . CnDs3		PD1.-	-	P007	111SS-38	3				HPFPU	70	131100 P21	011	3.
098	PACS Logic Supply Gr 3 . CnD3		PD1.-	-	P007	111SS-38	3				HPFPU	70	131100 P21	004	3.

Astrium GmbH	**Pin Allocation List** (Harness)	Doc.No.: HP-2-ASED-IC-0015
Project: HERSCHEL		Issue: 1.0 Date: 21.04.2004
		Sheet: PAL-2 (of 5)

Connector: 211121 J02 **Function:** UFThr 013.0° (PACS XP-03 20,21,22,23,24) **Conn.-Type:** 197-011P24-35P (Junct.)

Item: CVVUCR **Location:** 33 / CVV I/F CB Top PFM (CVVUCR) **Backshell:** 128/175_176_01_0A

EMC-Category: 3C/LL Sig H in Cryostat

		Interface-Code					Grouping:								
Pin	Signal Designation	Circuit	Signal	Pos.	Ch. ID	Wiring	Shd	Cable	Twist	Comment	Target-Item	Location	Connector	Pin	New
086	PACS Logic Supply Gr 3 . VDDs3		PD1.-	-	P007	111SS-38	3				HPFPU	70	131100 P21	012	3.
097	PACS Logic Supply Gr 3 . VDD3		PD1.-	-	P007	111SS-38	3			2 Wires	HPFPU	70	131100 P21	005	3.
097	PACS Logic Supply Gr 3 . VDD3		PD1.-	-	P007	111SS-38	3			2 Wires	HPFPU	70	131100 P21	005	3. 3.
085	PACS Logic Supply Gr 3 . SH007		PD1.-	-	P007	111SS-38	3			Cable P007 Shd	HPFPU	70	131100 P21	013	3.
-															
070	PACS Detec Out 01 . 3		PDO.-	-	P046	012SS-38	4			012SS38 TRIAX	HPFPU	70	131100 P22	002	
069	PACS Detec Out 01 . I		PDO.-	-	P046	012SS-38	4			inner Shield	HPFPU	70	131100 P22	014	
081	PACS Detec Out 01 . O		PDO.-	-	P046	012SS-38	4			outer Shield	HPFPU	70	131100 P22	015	
-															
079	PACS Detec Out 02 . 3		PDO.-	-	P047	012SS-38	5			012SS38 TRIAX	HPFPU	70	131100 P22	016	
080	PACS Detec Out 02 . I		PDO.-	-	P047	012SS-38	5			inner Shield	HPFPU	70	131100 P22	003	
068	PACS Detec Out 02 . O		PDO.-	-	P047	012SS-38	5			outer Shield	HPFPU	70	131100 P22	004	
-															
066	PACS Detec Out 03 . 3		PDO.-	-	P048	012SS-38	6			012SS38 TRIAX	HPFPU	70	131100 P22	005	
078	PACS Detec Out 03 . I		PDO.-	-	P048	012SS-38	6			inner Shield	HPFPU	70	131100 P22	017	
067	PACS Detec Out 03 . O		PDO.-	-	P048	012SS-38	6			outer Shield	HPFPU	70	131100 P22	018	
-															
076	PACS Detec Out 04 . 3		PDO.-	-	P049	012SS-38	7			012SS38 TRIAX	HPFPU	70	131100 P22	019	
065	PACS Detec Out 04 . I		PDO.-	-	P049	012SS-38	7			inner Shield	HPFPU	70	131100 P22	006	
077	PACS Detec Out 04 . O		PDO.-	-	P049	012SS-38	7			outer Shield	HPFPU	70	131100 P22	007	
-															
073	PACS Detec Out 05 . 3		PDO.-	-	P050	012SS-38	8			012SS38 TRIAX	HPFPU	70	131100 P22	008	
062	PACS Detec Out 05 . I		PDO.-	-	P050	012SS-38	8			inner Shield	HPFPU	70	131100 P22	020	
074	PACS Detec Out 05 . O		PDO.-	-	P050	012SS-38	8			outer Shield	HPFPU	70	131100 P22	021	
-															
095	PACS Detec Out 06 . 3		PDO.-	-	P051	012SS-38	9			012SS38 TRIAX	HPFPU	70	131100 P22	022	
084	PACS Detec Out 06 . I		PDO.-	-	P051	012SS-38	9			inner Shield	HPFPU	70	131100 P22	009	
096	PACS Detec Out 06 . O		PDO.-	-	P051	012SS-38	9			outer Shield	HPFPU	70	131100 P22	010	
-															
071	PACS Detec Out 07 . 3		PDO.-	-	P052	012SS-38	10			012SS38 TRIAX	HPFPU	70	131100 P22	011	
083	PACS Detec Out 07 . I		PDO.-	-	P052	012SS-38	10			inner Shield	HPFPU	70	131100 P22	023	
072	PACS Detec Out 07 . O		PDO.-	-	P052	012SS-38	10			outer Shield	HPFPU	70	131100 P22	024	
-															
048	PACS Detec Outref a Gr 3 . 3		PDR.-	-	P15A	012SS-38	11			012SS38 TRIAX	HPFPU	70	131100 P22	025	
049	PACS Detec Outref a Gr 3 . I		PDR.-	-	P15A	012SS-38	11			inner Shield	HPFPU	70	131100 P22	012	
060	PACS Detec Outref a Gr 3 . O		PDR.-	-	P15A	012SS-38	11			outer Shield	HPFPU	70	131100 P22	013	
-															
063	PACS Detec Out 08 . 3		PDO.-	-	P053	012SS-38	12			012SS38 TRIAX	HPFPU	70	131100 P23	002	

Astrium GmbH	**Pin Allocation List**	Doc.No.: HP-2-ASED-IC-0015
Project: HERSCHEL	**(Harness)**	Issue: 1.0 Date: 21.04.2004
		Sheet: PAL-3 (of 5)

Connector: 211121 J02 **Function:** UFThr 013.0° (PACS XP-03 20,21,22,23,24) **Conn.-Type:** 197-011P24-35P (Junct.)

Item: CVVUCR **Location:** 33 / CVV I/F CB Top PFM (CVVUCR) **Backshell:** 128/175_176_01_0A

EMC-Category: 3C/LL Sig H in Cryostat

		Interface-Code					Grouping:								
Pin	**Signal Designation**	**Circuit**	**Signal**	**Pos.**	**Ch. ID**	**Wiring**	**Shd**	**Cable**	**Twist**	**Comment**	**Target-Item**	**Location**	**Connector**	**Pin**	**New**
075	PACS Detec Out 08 . I		PDO.-	-	P053	012SS-38	12			inner Shield	HPFPU	70	131100 P23	014	
064	PACS Detec Out 08 . O		PDO.-	-	P053	012SS-38	12			outer Shield	HPFPU	70	131100 P23	015	
-															
047	PACS Detec Out 09 . 3		PDO.-	-	P054	012SS-38	13			012SS38 TRIAX	HPFPU	70	131100 P23	016	
046	PACS Detec Out 09 . I		PDO.-	-	P054	012SS-38	13			inner Shield	HPFPU	70	131100 P23	003	
058	PACS Detec Out 09 . O		PDO.-	-	P054	012SS-38	13			outer Shield	HPFPU	70	131100 P23	004	
-															
057	PACS Detec Out 10 . 3		PDO.-	-	P055	012SS-38	14			012SS38 TRIAX	HPFPU	70	131100 P23	005	
056	PACS Detec Out 10 . I		PDO.-	-	P055	012SS-38	14			inner Shield	HPFPU	70	131100 P23	017	
045	PACS Detec Out 10 . O		PDO.-	-	P055	012SS-38	14			outer Shield	HPFPU	70	131100 P23	018	
-															
044	PACS Detec Out 11 . 3		PDO.-	-	P056	012SS-38	15			012SS38 TRIAX	HPFPU	70	131100 P23	019	
043	PACS Detec Out 11 . I		PDO.-	-	P056	012SS-38	15			inner Shield	HPFPU	70	131100 P23	006	
055	PACS Detec Out 11 . O		PDO.-	-	P056	012SS-38	15			outer Shield	HPFPU	70	131100 P23	007	
-															
042	PACS Detec Out 12 . 3		PDO.-	-	P057	012SS-38	16			012SS38 TRIAX	HPFPU	70	131100 P23	008	
053	PACS Detec Out 12 . I		PDO.-	-	P057	012SS-38	16			inner Shield	HPFPU	70	131100 P23	020	
054	PACS Detec Out 12 . O		PDO.-	-	P057	012SS-38	16			outer Shield	HPFPU	70	131100 P23	021	
-															
040	PACS Detec Out 13 . 3		PDO.-	-	P058	012SS-38	17			012SS38 TRIAX	HPFPU	70	131100 P23	022	
041	PACS Detec Out 13 . I		PDO.-	-	P058	012SS-38	17			inner Shield	HPFPU	70	131100 P23	009	
052	PACS Detec Out 13 . O		PDO.-	-	P058	012SS-38	17			outer Shield	HPFPU	70	131100 P23	010	
-															
050	PACS Detec Outref b Gr 3 . 3		PDR.-	-	P15B	012SS-38	18			012SS38 TRIAX	HPFPU	70	131100 P23	011	
039	PACS Detec Outref b Gr 3 . I		PDR.-	-	P15B	012SS-38	18			inner Shield	HPFPU	70	131100 P23	023	
051	PACS Detec Outref b Gr 3 . O		PDR.-	-	P15B	012SS-38	18			outer Shield	HPFPU	70	131100 P23	024	
-															
017	PACS Detec Synch Gr 3 . SIG		PDS.-	-	P059	021SS-38	19			2 Wires	HPFPU	70	131100 P23	012	
017	PACS Detec Synch Gr 3 . SIG		PDS.-	-	P059	021SS-38	19			2 Wires	HPFPU	70	131100 P23	012	3.
009	PACS Detec Synch Gr 3 . SH059		PDS.-	-	P059	021SS-38	19			Cable P059 Shd	HPFPU	70	131100 P23	025	
-															
018	PACS Detec Clock Gr 3 . SIG		PDC.-	-	P060	021SS-38	20			2 Wires	HPFPU	70	131100 P23	013	
018	PACS Detec Clock Gr 3 . SIG		PDC.-	-	P060	021SS-38	20			2 Wires	HPFPU	70	131100 P23	013	3.
028	PACS Detec Clock Gr 3 . SH060		PDC.-	-	P060	021SS-38	20			Cable P060 Shd	HPFPU	70	131100 P23	025	
-															
010	PACS Detec Tsens+H Sup 3/4 . I163		PD4.-	-	P076	191SS-38	21			Steel 191SS38	HPFPU	70	131100 P24	009	
019	PACS Detec Tsens+H Sup 3/4 . U163		PD4.-	-	P076	191SS-38	21				HPFPU	70	131100 P24	002	
011	PACS Detec Tsens+H Sup 3/4 . U263		PD4.-	-	P076	191SS-38	21				HPFPU	70	131100 P24	010	

Astrium GmbH	**Pin Allocation List** (Harness)	Doc.No.: HP-2-ASED-IC-0015
Project: HERSCHEL		Issue: 1.0 Date: 21.04.2004
		Sheet: PAL-4 (of 5)

Connector: 211121 J02 **Function:** UFThr 013.0° (PACS XP-03 20,21,22,23,24) **Conn.-Type:** 197-011P24-35P (Junct.)

Item: CVVUCR **Location:** 33 / CVV I/F CB Top PFM (CVVUCR) **Backshell:** 128/175_176_01_0A

EMC-Category: 3C/LL Sig H in Cryostat

Pin	Signal Designation	Interface-Code Circuit	Signal	Pos.	Ch. ID	Wiring	Grouping: Shd	Cable	Twist	Comment	Target-Item	Location	Connector	Pin	New
020	PACS Detec Tsens+H Sup 3/4 . U363		PD4.-	-	P076	191SS-38	21			H19138SS	HPFPU	70	131100 P24	003	
012	PACS Detec Tsens+H Sup 3/4 . I263		PD4.-	-	P076	191SS-38	21				HPFPU	70	131100 P24	011	
021	PACS Detec Tsens+H Sup 3/4 . I1194		PD4.-	-	P076	191SS-38	21				HPFPU	70	131100 P24	004	
013	PACS Detec Tsens+H Sup 3/4 . U1194		PD4.-	-	P076	191SS-38	21				HPFPU	70	131100 P24	012	
022	PACS Detec Tsens+H Sup 3/4 . U2194		PD4.-	-	P076	191SS-38	21				HPFPU	70	131100 P24	005	
014	PACS Detec Tsens+H Sup 3/4 . U3194		PD4.-	-	P076	191SS-38	21				HPFPU	70	131100 P24	013	
023	PACS Detec Tsens+H Sup 3/4 . I2194		PD4.-	-	P076	191SS-38	21				HPFPU	70	131100 P24	006	
004	PACS Detec Tsens+H Sup 3/4 . He1hi		PD4.-	-	P076	191SS-38	21			2 Wires	HPFPU	70	131100 P24	014	
004	PACS Detec Tsens+H Sup 3/4 . He1hi		PD4.-	-	P076	191SS-38	21			2 Wires	HPFPU	70	131100 P24	014	3.
005	PACS Detec Tsens+H Sup 3/4 . He1lo		PD4.-	-	P076	191SS-38	21			2 Wires	HPFPU	70	131100 P24	007	
005	PACS Detec Tsens+H Sup 3/4 . He1lo		PD4.-	-	P076	191SS-38	21			2 Wires	HPFPU	70	131100 P24	007	3.
006	PACS Detec Tsens+H Sup 3/4 . He2hi		PD4.-	-	P076	191SS-38	21			2 Wires	HPFPU	70	131100 P24	015	
006	PACS Detec Tsens+H Sup 3/4 . He2hi		PD4.-	-	P076	191SS-38	21			2 Wires	HPFPU	70	131100 P24	015	3.
007	PACS Detec Tsens+H Sup 3/4 . He2lo		PD4.-	-	P076	191SS-38	21			2 Wires	HPFPU	70	131100 P24	008	
007	PACS Detec Tsens+H Sup 3/4 . He2lo		PD4.-	-	P076	191SS-38	21			2 Wires	HPFPU	70	131100 P24	008	3.
003	PACS Detec Tsens+H Sup 3/4 . SH076		PD4.-	-	P076	191SS-38	21			Cable P076 Shd	HPFPU	70	131100 P24	001	
-	NC														
-	NC														
-	NC														
-	NC														
-	NC														
-	NC														
-	NC														
-	NC														
-	NC														
-	NC														
-	NC														
-	NC														
-	NC														
-	NC														
-	NC														
-	NC														
-	NC														
-	NC														
-	NC														
-	NC														
-	NC														
-	NC														
-	NC														

Astrium GmbH	**Pin Allocation List**	Doc.No.: HP-2-ASED-IC-0015
Project: HERSCHEL	**(Harness)**	Issue: 1.0 Date: 21.04.2004
		Sheet: PAL-5 (of 5)

Connector: 211121 J02 **Function:** UFThr 013.0° (PACS XP-03 20,21,22,23,24) **Conn.-Type:** 197-011P24-35P (Junct.)

Item: CVVUCR **Location:** 33 / CVV I/F CB Top PFM (CVVUCR) **Backshell:** 128/175_176_01_0A

EMC-Category: 3C/LL Sig H in Cryostat

Pin	Signal Designation	Interface-Code Circuit	Signal	Pos.	Ch. ID	Wiring	Grouping: Shd	Cable	Twist	Comment	Target-Item	Location	Connector	Pin	New
-	NC														
-	NC														
-										No Overall Shd at Junction side					

Astrium GmbH	**Pin Allocation List**	Doc.No.: HP-2-ASED-IC-0015
Project: HERSCHEL	**(Harness)**	Issue: 1.0 Date: 21.04.2004
		Sheet: PAL-1 (of 4)

Connector: 211121 J01 **Function:** UFThr 006.8° (PACS XP-04 25,26,27,28) **Conn.-Type:** 197-011P22-35P (Junct.)

Item: CVVUCR **Location:** 33 / CVV I/F CB Top PFM (CVVUCR) **Backshell:** 100/172_173_01_0A

EMC-Category: 3C/LL Sig H in Cryostat

		Interface-Code					Grouping:							
Pin	Signal Designation	Circuit	Signal	Pos.	Ch. ID	Wiring	Shd	Cable	Twist	Comment	Target-Item	Location	Connector	Pin	New
093	PACS Detec Out 21 4 . 4		PDO.-	-	P068	012SS-38	1			012SS38 TRIAX	HPFPU	70	131100 P25	002	
092	PACS Detec Out 21 4 . I		PDO.-	-	P068	012SS-38	1			inner Shield	HPFPU	70	131100 P25	014	
100	PACS Detec Out 21 4 . O		PDO.-	-	P068	012SS-38	1			outer Shield	HPFPU	70	131100 P25	015	
-															
099	PACS Detec Out 22 4 . 4		PDO.-	-	P069	012SS-38	2			012SS38 TRIAX	HPFPU	70	131100 P25	016	
098	PACS Detec Out 22 4 . I		PDO.-	-	P069	012SS-38	2			inner Shield	HPFPU	70	131100 P25	003	
091	PACS Detec Out 22 4 . O		PDO.-	-	P069	012SS-38	2			outer Shield	HPFPU	70	131100 P25	004	
-															
090	PACS Detec Out 23 4 . 4		PDO.-	-	P070	012SS-38	3			012SS38 TRIAX	HPFPU	70	131100 P25	005	
081	PACS Detec Out 23 4 . I		PDO.-	-	P070	012SS-38	3			inner Shield	HPFPU	70	131100 P25	017	
089	PACS Detec Out 23 4 . O		PDO.-	-	P070	012SS-38	3			outer Shield	HPFPU	70	131100 P25	018	
-															
096	PACS Detec Out 24 4 . 4		PDO.-	-	P071	012SS-38	4			012SS38 TRIAX	HPFPU	70	131100 P25	019	
095	PACS Detec Out 24 4 . I		PDO.-	-	P071	012SS-38	4			inner Shield	HPFPU	70	131100 P25	006	
097	PACS Detec Out 24 4 . O		PDO.-	-	P071	012SS-38	4			outer Shield	HPFPU	70	131100 P25	007	
-															
087	PACS Detec Out 25 4 . 4		PDO.-	-	P072	012SS-38	5			012SS38 TRIAX	HPFPU	70	131100 P25	008	
094	PACS Detec Out 25 4 . I		PDO.-	-	P072	012SS-38	5			inner Shield	HPFPU	70	131100 P25	020	
088	PACS Detec Out 25 4 . O		PDO.-	-	P072	012SS-38	5			outer Shield	HPFPU	70	131100 P25	021	
-															
080	PACS Detec Outref b Gr 4 . 4		PDR.-	-	P16B	012SS-38	6			012SS38 TRIAX	HPFPU	70	131100 P25	011	
070	PACS Detec Outref b Gr 4 . I		PDR.-	-	P16B	012SS-38	6			inner Shield	HPFPU	70	131100 P25	023	
079	PACS Detec Outref b Gr 4 . O		PDR.-	-	P16B	012SS-38	6			outer Shield	HPFPU	70	131100 P25	024	
-															
086	PACS Detec Synch Gr 4 . SIG		PDS.-	-	P073	021SS-38	7			2 Wires	HPFPU	70	131100 P25	012	
086	PACS Detec Synch Gr 4 . SIG		PDS.-	-	P073	021SS-38	7			2 Wires	HPFPU	70	131100 P25	012	3.
077	PACS Detec Synch Gr 4 . SH073		PDS.-	-	P073	021SS-38	7			Cable 073 Shd	HPFPU	70	131100 P25	025	
-															
068	PACS Detec Clock Gr 4 . SIG		PDC.-	-	P074	021SS-38	8			2 Wires	HPFPU	70	131100 P25	013	
068	PACS Detec Clock Gr 4 . SIG		PDC.-	-	P074	021SS-38	8			2 Wires	HPFPU	70	131100 P25	013	3.
078	PACS Detec Clock Gr 4 . SH074		PDC.-	-	P074	021SS-38	8			Cable P074 Shd	HPFPU	70	131100 P25	025	
-															
076	PACS Detec Out 14 4 . 4		PDO.-	-	P061	012SS-38	9			012SS38 TRIAX	HPFPU	70	131100 P26	002	
075	PACS Detec Out 14 4 . I		PDO.-	-	P061	012SS-38	9			inner Shield	HPFPU	70	131100 P26	014	
085	PACS Detec Out 14 4 . O		PDO.-	-	P061	012SS-38	9			outer Shield	HPFPU	70	131100 P26	015	
-															
074	PACS Detec Out 15 4 . 4		PDO.-	-	P062	012SS-38	10			012SS38 TRIAX	HPFPU	70	131100 P26	016	
083	PACS Detec Out 15 4 . I		PDO.-	-	P062	012SS-38	10			inner Shield	HPFPU	70	131100 P26	003	

Astrium GmbH	**Pin Allocation List**	Doc.No.: HP-2-ASED-IC-0015
Project: HERSCHEL	**(Harness)**	Issue: 1.0 Date: 21.04.2004
		Sheet: PAL-2 (of 4)

Connector: 211121 J01 **Function:** UFThr 006.8° (PACS XP-04 25,26,27,28) **Conn.-Type:** 197-011P22-35P (Junct.)

Item: CVVUCR **Location:** 33 / CVV I/F CB Top PFM (CVVUCR) **Backshell:** 100/172_173_01_0A

EMC-Category: 3C/LL Sig H in Cryostat

		Interface-Code					Grouping:								
Pin	Signal Designation	Circuit	Signal	Pos.	Ch. ID	Wiring	Shd	Cable	Twist	Comment	Target-Item	Location	Connector	Pin	New
084	PACS Detec Out 15 4 . O		PDO.-	-	P062	012SS-38	10			outer Shield	HPFPU	70	131100 P26	004	
-															
072	PACS Detec Out 16 4 . 4		PDO.-	-	P063	012SS-38	11			012SS38 TRIAX	HPFPU	70	131100 P26	005	
073	PACS Detec Out 16 4 . I		PDO.-	-	P063	012SS-38	11			inner Shield	HPFPU	70	131100 P26	017	
082	PACS Detec Out 16 4 . O		PDO.-	-	P063	012SS-38	11			outer Shield	HPFPU	70	131100 P26	018	
-															
061	PACS Detec Out 17 4 . 4		PDO.-	-	P064	012SS-38	12			012SS38 TRIAX	HPFPU	70	131100 P26	019	
071	PACS Detec Out 17 4 . I		PDO.-	-	P064	012SS-38	12			inner Shield	HPFPU	70	131100 P26	006	
060	PACS Detec Out 17 4 . O		PDO.-	-	P064	012SS-38	12			outer Shield	HPFPU	70	131100 P26	007	
-															
059	PACS Detec Out 18 4 . 4		PDO.-	-	P065	012SS-38	13			012SS38 TRIAX	HPFPU	70	131100 P26	008	
058	PACS Detec Out 18 4 . I		PDO.-	-	P065	012SS-38	13			inner Shield	HPFPU	70	131100 P26	020	
069	PACS Detec Out 18 4 . O		PDO.-	-	P065	012SS-38	13			outer Shield	HPFPU	70	131100 P26	021	
-															
055	PACS Detec Out 19 4 . 4		PDO.-	-	P066	012SS-38	14			012SS38 TRIAX	HPFPU	70	131100 P26	022	
066	PACS Detec Out 19 4 . I		PDO.-	-	P066	012SS-38	14			inner Shield	HPFPU	70	131100 P26	009	
065	PACS Detec Out 19 4 . O		PDO.-	-	P066	012SS-38	14			outer Shield	HPFPU	70	131100 P26	010	
-															
053	PACS Detec Out 20 4 . 4		PDO.-	-	P067	012SS-38	15			012SS38 TRIAX	HPFPU	70	131100 P26	011	
054	PACS Detec Out 20 4 . I		PDO.-	-	P067	012SS-38	15			inner Shield	HPFPU	70	131100 P26	023	
064	PACS Detec Out 20 4 . O		PDO.-	-	P067	012SS-38	15			outer Shield	HPFPU	70	131100 P26	024	
-															
052	PACS Detec Outref a Gr 4 . 4		PDR.-	-	P16A	012SS-38	16			012SS38 TRIAX	HPFPU	70	131100 P26	025	
051	PACS Detec Outref a Gr 4 . I		PDR.-	-	P16A	012SS-38	16			inner Shield	HPFPU	70	131100 P26	012	
062	PACS Detec Outref a Gr 4 . O		PDR.-	-	P16A	012SS-38	16			outer Shield	HPFPU	70	131100 P26	013	
-															
041	PACS Logic Supply Gr 4 . SELC4		PD1.-	-	P010	111SS-38	17			Steel 111SS38	HPFPU	70	131100 P27	001	
031	PACS Logic Supply Gr 4 . SEL14		PD1.-	-	P010	111SS-38	17				HPFPU	70	131100 P27	009	
042	PACS Logic Supply Gr 4 . SEL24		PD1.-	-	P010	111SS-38	17			H11138SS	HPFPU	70	131100 P27	002	
032	PACS Logic Supply Gr 4 . CaDs4		PD1.-	-	P010	111SS-38	17				HPFPU	70	131100 P27	010	
043	PACS Logic Supply Gr 4 . CaD4		PD1.-	-	P010	111SS-38	17				HPFPU	70	131100 P27	003	
033	PACS Logic Supply Gr 4 . CnDs4		PD1.-	-	P010	111SS-38	17				HPFPU	70	131100 P27	011	
044	PACS Logic Supply Gr 4 . CnD4		PD1.-	-	P010	111SS-38	17				HPFPU	70	131100 P27	004	
034	PACS Logic Supply Gr 4 . VDds4		PD1.-	-	P010	111SS-38	17				HPFPU	70	131100 P27	012	
045	PACS Logic Supply Gr 4 . VDDd4		PD1.-	-	P010	111SS-38	17			2 Wires	HPFPU	70	131100 P27	005	
045	PACS Logic Supply Gr 4 . VDDd4		PD1.-	-	P010	111SS-38	17			2 Wires	HPFPU	70	131100 P27	005	3.
030	PACS Logic Supply Gr 4 . SH010		PD1.-	-	P010	111SS-38	17			Cable P010 Shd	HPFPU	70	131100 P27	013	
-															

Astrium GmbH	**Pin Allocation List** (Harness)	Doc.No.: HP-2-ASED-IC-0015
Project: HERSCHEL		Issue: 1.0 Date: 21.04.2004
		Sheet: PAL-3 (of 4)

Connector: 211121 J01 **Function:** UFThr 006.8° (PACS XP-04 25,26,27,28) **Conn.-Type:** 197-011P22-35P (Junct.)

Item: CVVUCR **Location:** 33 / CVV I/F CB Top PFM (CVVUCR) **Backshell:** 100/172_173_01_0A

EMC-Category: 3C/LL Sig H in Cryostat

		Interface-Code					Grouping:							
Pin	Signal Designation	Circuit	Signal	Pos.	Ch. ID	Wiring	Shd	Cable	Twist	Comment	Target-Item	Location	Connector	Pin	New
009	PACS DC Supply Gr 4 . VDDa4		PD2.-	-	P011	241SS-38	18			2 Wires	HPFPU	70	131100 P28	003	
009	PACS DC Supply Gr 4 . VDDa4		PD2.-	-	P011	241SS-38	18			2 Wires	HPFPU	70	131100 P28	003	3.
018	PACS DC Supply Gr 4 . VDas4		PD2.-	-	P011	241SS-38	18				HPFPU	70	131100 P28	019	
010	PACS DC Supply Gr 4 . VSS4		PD2.-	-	P011	241SS-38	18			2 Wires	HPFPU	70	131100 P28	004	
010	PACS DC Supply Gr 4 . VSS4		PD2.-	-	P011	241SS-38	18			2 Wires	HPFPU	70	131100 P28	004	3.
019	PACS DC Supply Gr 4 . VSSs4		PD2.-	-	P011	241SS-38	18				HPFPU	70	131100 P28	020	
011	PACS DC Supply Gr 4 . CasP4		PD2.-	-	P011	241SS-38	18			Steel 241SS38	HPFPU	70	131100 P28	005	
020	PACS DC Supply Gr 4 . CaPs4		PD2.-	-	P011	241SS-38	18				HPFPU	70	131100 P28	021	
012	PACS DC Supply Gr 4 . CasN4		PD2.-	-	P011	241SS-38	18				HPFPU	70	131100 P28	006	
021	PACS DC Supply Gr 4 . CaNs4		PD2.-	-	P011	241SS-38	18			H24138SS	HPFPU	70	131100 P28	022	
013	PACS DC Supply Gr 4 . CaN14		PD2.-	-	P011	241SS-38	18				HPFPU	70	131100 P28	007	
022	PACS DC Supply Gr 4 . CN1s4		PD2.-	-	P011	241SS-38	18				HPFPU	70	131100 P28	023	
014	PACS DC Supply Gr 4 . CaN24		PD2.-	-	P011	241SS-38	18				HPFPU	70	131100 P28	008	
023	PACS DC Supply Gr 4 . CN2s4		PD2.-	-	P011	241SS-38	18				HPFPU	70	131100 P28	024	
015	PACS DC Supply Gr 4 . VDDr4		PD2.-	-	P011	241SS-38	18				HPFPU	70	131100 P28	009	
024	PACS DC Supply Gr 4 . VDrs4		PD2.-	-	P011	241SS-38	18				HPFPU	70	131100 P28	025	
006	PACS DC Supply Gr 4 . LVL4		PD2.-	-	P011	241SS-38	18				HPFPU	70	131100 P28	010	
007	PACS DC Supply Gr 4 . LVLs4		PD2.-	-	P011	241SS-38	18				HPFPU	70	131100 P28	026	
004	PACS DC Supply Gr 4 . WELL4		PD2.-	-	P011	241SS-38	18				HPFPU	70	131100 P28	011	
005	PACS DC Supply Gr 4 . WELs4		PD2.-	-	P011	241SS-38	18				HPFPU	70	131100 P28	027	
002	PACS DC Supply Gr 4 . SUB4		PD2.-	-	P011	241SS-38	18				HPFPU	70	131100 P28	012	
003	PACS DC Supply Gr 4 . SUBs4		PD2.-	-	P011	241SS-38	18				HPFPU	70	131100 P28	028	
001	PACS DC Supply Gr 4 . SH011		PD2.-	-	P011	241SS-38	18			Cable P011 Shd	HPFPU	70	131100 P28	018	
-															
027	PACS Detec Bias Gr 4 . Zero4		PD3.-	-	P012	061SS-38	19			Steel 061SS38	HPFPU	70	131100 P28	029	
038	PACS Detec Bias Gr 4 . Zers4		PD3.-	-	P012	061SS-38	19				HPFPU	70	131100 P28	014	
028	PACS Detec Bias Gr 4 . Gnd4		PD3.-	-	P012	061SS-38	19			H06138SS	HPFPU	70	131100 P28	030	
039	PACS Detec Bias Gr 4 . GnSe4		PD3.-	-	P012	061SS-38	19				HPFPU	70	131100 P28	015	
029	PACS Detec Bias Gr 4 . R4		PD3.-	-	P012	061SS-38	19				HPFPU	70	131100 P28	031	
040	PACS Detec Bias Gr 4 . Rs4		PD3.-	-	P012	061SS-38	19				HPFPU	70	131100 P28	016	
037	PACS Detec Bias Gr 4 . SH012		PD3.-	-	P012	061SS-38	19			Cable P012 Shd	HPFPU	70	131100 P28	013	
-	NC														
-	NC														
-	NC														
-	NC														
-	NC														
-	NC														
-	NC														
-	NC														

Astrium GmbH	**Pin Allocation List** (Harness)	Doc.No.: HP-2-ASED-IC-0015
Project: HERSCHEL		Issue: 1.0 Date: 21.04.2004
		Sheet: PAL-4 (of 4)

Connector: 211121 J01 **Function:** UFThr 006.8° (PACS XP-04 25,26,27,28) **Conn.-Type:** 197-011P22-35P (Junct.)

Item: CVVUCR **Location:** 33 / CVV I/F CB Top PFM (CVVUCR) **Backshell:** 100/172_173_01_0A

EMC-Category: 3C/LL Sig H in Cryostat

Pin	Signal Designation	Interface-Code Circuit	Signal	Pos.	Ch. ID	Wiring	Grouping: Shd	Cable	Twist	Comment	Target-Item	Location	Connector	Pin	New
-	NC														
-	NC														
-	NC														
-	NC														
-	NC														
-	NC														
-	NC														
-										No Overall Shd at Junction Side					

Astrium GmbH	**Pin Allocation List**	Doc.No.: HP-2-ASED-IC-0015
Project: HERSCHEL	**(Harness)**	Issue: 1.0 Date: 21.04.2004
		Sheet: PAL-1 (of 4)

Connector: 211121 J05 **Function:** UFThr 041.9° (PACS XP-05 50,51,52) **Conn.-Type:** 197-011P24-35P (Junct.)

Item: CVVUCR **Location:** 33 / CVV I/F CB Top PFM (CVVUCR) **Backshell:** 128/175_176_01_0A

EMC-Category: 3C/LL Sig H in Cryostat

		Interface-Code					Grouping:								
Pin	Signal Designation	Circuit	Signal	Pos.	Ch. ID	Wiring	Shd	Cable	Twist	Comment	Target-Item	Location	Connector	Pin	New
105	PACS S1-16 B 1 . REF16		PX1.-	-	P601	TP8SS-38	1			Steel AWG 38	HPFPU	70	131100 P50	022	
115	PACS S1-16 B 1 . S16		PX1.-	-	P601	TP8SS-38	1				HPFPU	70	131100 P50	004	
106	PACS S1-16 B 1 . REF15		PX1.-	-	P601	TP8SS-38	1			Cable 601b	HPFPU	70	131100 P50	023	
107	PACS S1-16 B 1 . S15		PX1.-	-	P601	TP8SS-38	1				HPFPU	70	131100 P50	005	
122	PACS S1-16 B 1 . REF14		PX1.-	-	P601	TP8SS-38	1				HPFPU	70	131100 P50	024	
123	PACS S1-16 B 1 . S14		PX1.-	-	P601	TP8SS-38	1				HPFPU	70	131100 P50	006	
116	PACS S1-16 B 1 . REF13		PX1.-	-	P601	TP8SS-38	1				HPFPU	70	131100 P50	025	
117	PACS S1-16 B 1 . S13		PX1.-	-	P601	TP8SS-38	1				HPFPU	70	131100 P50	007	3.
108	PACS S1-16 B 1 . REF12		PX1.-	-	P601	TP8SS-38	1				HPFPU	70	131100 P50	026	
109	PACS S1-16 B 1 . S12		PX1.-	-	P601	TP8SS-38	1				HPFPU	70	131100 P50	008	
124	PACS S1-16 B 1 . REF11		PX1.-	-	P601	TP8SS-38	1				HPFPU	70	131100 P50	027	
125	PACS S1-16 B 1 . S11		PX1.-	-	P601	TP8SS-38	1				HPFPU	70	131100 P50	009	
118	PACS S1-16 B 1 . REF10		PX1.-	-	P601	TP8SS-38	1				HPFPU	70	131100 P50	028	
110	PACS S1-16 B 1 . S10		PX1.-	-	P601	TP8SS-38	1				HPFPU	70	131100 P50	010	
119	PACS S1-16 B 1 . REF09		PX1.-	-	P601	TP8SS-38	1				HPFPU	70	131100 P50	029	
126	PACS S1-16 B 1 . S09		PX1.-	-	P601	TP8SS-38	1				HPFPU	70	131100 P50	011	
094	PACS S1-16 B 1 . S601b		PX1.-	-	P601	TP8SS-38	1			Cable 601b Shd	HPFPU	70	131100 P50	CH	
-															
127	PACS S1-16 B 1 . REF08		PX1.-	-	P601	TP8SS-38	2			Steel AWG 38	HPFPU	70	131100 P50	030	
120	PACS S1-16 B 1 . S08		PX1.-	-	P601	TP8SS-38	2				HPFPU	70	131100 P50	012	
128	PACS S1-16 B 1 . REF07		PX1.-	-	P601	TP8SS-38	2			Cable 601c	HPFPU	70	131100 P50	031	
121	PACS S1-16 B 1 . S07		PX1.-	-	P601	TP8SS-38	2				HPFPU	70	131100 P50	013	
112	PACS S1-16 B 1 . REF06		PX1.-	-	P601	TP8SS-38	2				HPFPU	70	131100 P50	032	
102	PACS S1-16 B 1 . S06		PX1.-	-	P601	TP8SS-38	2				HPFPU	70	131100 P50	014	
113	PACS S1-16 B 1 . REF05		PX1.-	-	P601	TP8SS-38	2				HPFPU	70	131100 P50	033	
103	PACS S1-16 B 1 . S05		PX1.-	-	P601	TP8SS-38	2				HPFPU	70	131100 P50	015	3. 3.
091	PACS S1-16 B 1 . REF04		PX1.-	-	P601	TP8SS-38	2				HPFPU	70	131100 P50	034	
080	PACS S1-16 B 1 . S04		PX1.-	-	P601	TP8SS-38	2				HPFPU	70	131100 P50	016	
114	PACS S1-16 B 1 . REF03		PX1.-	-	P601	TP8SS-38	2				HPFPU	70	131100 P50	035	
104	PACS S1-16 B 1 . S03		PX1.-	-	P601	TP8SS-38	2				HPFPU	70	131100 P50	017	
092	PACS S1-16 B 1 . REF02		PX1.-	-	P601	TP8SS-38	2				HPFPU	70	131100 P50	036	
093	PACS S1-16 B 1 . S02		PX1.-	-	P601	TP8SS-38	2				HPFPU	70	131100 P50	018	
069	PACS S1-16 B 1 . REF01		PX1.-	-	P601	TP8SS-38	2				HPFPU	70	131100 P50	037	
081	PACS S1-16 B 1 . S01		PX1.-	-	P601	TP8SS-38	2				HPFPU	70	131100 P50	019	
111	PACS S1-16 B 1 . S601c		PX1.-	-	P601	TP8SS-38	2			Cable 601c Shd	HPFPU	70	131100 P50	CH	
-															
026	PACS S17-32 B 1 . REF32		PX1.-	-	P602	TP8SS-38	3			Steel AWG 38	HPFPU	70	131100 P51	022	
015	PACS S17-32 B 1 . S32		PX1.-	-	P602	TP8SS-38	3				HPFPU	70	131100 P51	004	
016	PACS S17-32 B 1 . REF31		PX1.-	-	P602	TP8SS-38	3			Cable 602b	HPFPU	70	131100 P51	023	
027	PACS S17-32 B 1 . S31		PX1.-	-	P602	TP8SS-38	3				HPFPU	70	131100 P51	005	

Astrium GmbH	**Pin Allocation List**	Doc.No.: HP-2-ASED-IC-0015
Project: HERSCHEL	**(Harness)**	Issue: 1.0 Date: 21.04.2004
		Sheet: PAL-2 (of 4)

Connector: 211121 J05 **Function:** UFThr 041.9° (PACS XP-05 50,51,52) **Conn.-Type:** 197-011P24-35P (Junct.)

Item: CVVUCR **Location:** 33 / CVV I/F CB Top PFM (CVVUCR) **Backshell:** 128/175_176_01_0A

EMC-Category: 3C/LL Sig H in Cryostat

		Interface-Code					Grouping:							
Pin	Signal Designation	Circuit	Signal	Pos.	Ch. ID	Wiring	Shd	Cable	Twist	Comment	Target-Item	Location	Connector	Pin	New
008	PACS S17-32 B 1 . REF30		PX1.-	-	P602	TP8SS-38	3				HPFPU	70	131100 P51	024	
001	PACS S17-32 B 1 . S30		PX1.-	-	P602	TP8SS-38	3				HPFPU	70	131100 P51	006	
028	PACS S17-32 B 1 . REF29		PX1.-	-	P602	TP8SS-38	3				HPFPU	70	131100 P51	025	
017	PACS S17-32 B 1 . S29		PX1.-	-	P602	TP8SS-38	3			1 x H08-2138SS	HPFPU	70	131100 P51	007	
009	PACS S17-32 B 1 . REF28		PX1.-	-	P602	TP8SS-38	3				HPFPU	70	131100 P51	026	
002	PACS S17-32 B 1 . S28		PX1.-	-	P602	TP8SS-38	3				HPFPU	70	131100 P51	008	
018	PACS S17-32 B 1 . REF27		PX1.-	-	P602	TP8SS-38	3				HPFPU	70	131100 P51	027	
010	PACS S17-32 B 1 . S27		PX1.-	-	P602	TP8SS-38	3				HPFPU	70	131100 P51	009	
003	PACS S17-32 B 1 . REF26		PX1.-	-	P602	TP8SS-38	3				HPFPU	70	131100 P51	028	
004	PACS S17-32 B 1 . S26		PX1.-	-	P602	TP8SS-38	3				HPFPU	70	131100 P51	010	
011	PACS S17-32 B 1 . REF25		PX1.-	-	P602	TP8SS-38	3				HPFPU	70	131100 P51	029	
019	PACS S17-32 B 1 . S25		PX1.-	-	P602	TP8SS-38	3				HPFPU	70	131100 P51	011	
025	PACS S17-32 B 1 . S602b		PX1.-	-	P602	TP8SS-38	3			Cable 602b Shd	HPFPU	70	131100 P51	CH	
-															
006	PACS S17-32 B 1 . REF24		PX1.-	-	P602	TP8SS-38	4			Steel AWG 38	HPFPU	70	131100 P51	030	
005	PACS S17-32 B 1 . S24		PX1.-	-	P602	TP8SS-38	4				HPFPU	70	131100 P51	012	
013	PACS S17-32 B 1 . REF23		PX1.-	-	P602	TP8SS-38	4			Cable 602c	HPFPU	70	131100 P51	031	
007	PACS S17-32 B 1 . S23		PX1.-	-	P602	TP8SS-38	4				HPFPU	70	131100 P51	013	
014	PACS S17-32 B 1 . REF22		PX1.-	-	P602	TP8SS-38	4				HPFPU	70	131100 P51	032	
023	PACS S17-32 B 1 . S22		PX1.-	-	P602	TP8SS-38	4				HPFPU	70	131100 P51	014	
022	PACS S17-32 B 1 . REF21		PX1.-	-	P602	TP8SS-38	4				HPFPU	70	131100 P51	033	
033	PACS S17-32 B 1 . S21		PX1.-	-	P602	TP8SS-38	4			1 x H08-2138SS	HPFPU	70	131100 P51	015	
034	PACS S17-32 B 1 . REF20		PX1.-	-	P602	TP8SS-38	4				HPFPU	70	131100 P51	034	
024	PACS S17-32 B 1 . S20		PX1.-	-	P602	TP8SS-38	4				HPFPU	70	131100 P51	016	
045	PACS S17-32 B 1 . REF19		PX1.-	-	P602	TP8SS-38	4				HPFPU	70	131100 P51	035	
046	PACS S17-32 B 1 . S19		PX1.-	-	P602	TP8SS-38	4				HPFPU	70	131100 P51	017	
035	PACS S17-32 B 1 . REF18		PX1.-	-	P602	TP8SS-38	4				HPFPU	70	131100 P51	036	
047	PACS S17-32 B 1 . S18		PX1.-	-	P602	TP8SS-38	4				HPFPU	70	131100 P51	018	
058	PACS S17-32 B 1 . REF17		PX1.-	-	P602	TP8SS-38	4				HPFPU	70	131100 P51	037	
057	PACS S17-32 B 1 . S17		PX1.-	-	P602	TP8SS-38	4				HPFPU	70	131100 P51	019	
012	PACS S17-32 B 1 . S602c		PX1.-	-	P602	TP8SS-38	4			Cable 602c Shd	HPFPU	70	131100 P51	CH	
-															
096	PACS FLCLK B 1 . VGDEC		PX6.-	-	P605	111SS-38	5			Steel 111SS38	HPFPU	70	131100 P52	001	
084	PACS FLCLK B 1 . VSEL		PX6.-	-	P605	111SS-38	5				HPFPU	70	131100 P52	020	
097	PACS FLCLK B 1 . VGSEL		PX6.-	-	P605	111SS-38	5			Cable 605	HPFPU	70	131100 P52	002	
085	PACS FLCLK B 1 . AD6		PX6.-	-	P605	111SS-38	5				HPFPU	70	131100 P52	021	
098	PACS FLCLK B 1 . AD5		PX6.-	-	P605	111SS-38	5				HPFPU	70	131100 P52	003	
086	PACS FLCLK B 1 . AD4		PX6.-	-	P605	111SS-38	5			H11138SS	HPFPU	70	131100 P52	022	
099	PACS FLCLK B 1 . AD3		PX6.-	-	P605	111SS-38	5				HPFPU	70	131100 P52	004	
087	PACS FLCLK B 1 . AD2		PX6.-	-	P605	111SS-38	5				HPFPU	70	131100 P52	023	

Astrium GmbH	**Pin Allocation List**	Doc.No.: HP-2-ASED-IC-0015
Project: HERSCHEL	**(Harness)**	Issue: 1.0 Date: 21.04.2004
		Sheet: PAL-3 (of 4)

Connector: 211121 J05 **Function:** UFThr 041.9° (PACS XP-05 50,51,52) **Conn.-Type:** 197-011P24-35P (Junct.)

Item: CVVUCR **Location:** 33 / CVV I/F CB Top PFM (CVVUCR) **Backshell:** 128/175_176_01_0A

EMC-Category: 3C/LL Sig H in Cryostat

		Interface-Code					Grouping:									
Pin	**Signal Designation**	**Circuit**	**Signal**	**Pos.**	**Ch. ID**	**Wiring**	**Shd**	**Cable**	**Twist**	**Comment**	**Target-Item**	**Location**	**Connector**	**Pin**	**New**	
100	PACS FLCLK B 1 . AD1		PX6.-	-	P605	111SS-38	5				HPFPU	70	131100 P52	005		
088	PACS FLCLK B 1 . AD0		PX6.-	-	P605	111SS-38	5				HPFPU	70	131100 P52	024		
072	PACS FLCLK B 1 . SHD05		PX6.-	-	P605	111SS-38	5			Cable 605 Shd	HPFPU	70	131100 P52			
-																
040	PACS LLClk B 1 . VSMS		PX4.-	-	P604	031SS-38	6			Steel 031SS38	HPFPU	70	131100 P52	006		
051	PACS LLClk B 1 . CKRI		PX4.-	-	P604	031SS-38	6			H03138SS	HPFPU	70	131100 P52	025		
052	PACS LLClk B 1 . VDECX		PX4.-	-	P604	031SS-38	6				HPFPU	70	131100 P52	007		
050	PACS LLClk B 1 . SH604		PX4.-	-	P604	031SS-38	6			Cable 604 Shd	HPFPU	70	131100 P52	CH		
-																
068	PACS Fil Bias B 1 . VHB		PX2.-	-	P603	X09SB---	7			191SS-38; Cable 603	HPFPU	70	131100 P52	026	3.	3.
079	PACS Fil Bias B 1 . VTRIL		PX2.-	-	P603	X09SB---	7			191SS-38	HPFPU	70	131100 P52	008	3.	3.
056	PACS Fil Bias B 1 . GNDCL		PX2.-	-	P603	X09SB---	7			191SS-38	HPFPU	70	131100 P52	027	3.	3.
067	PACS Fil Bias B 1 . VDPRO		PX2.-	-	P603	X09SB---	7			191SS-38	HPFPU	70	131100 P52	009	3.	3.
090	PACS Fil Bias B 1 . VH		PX2.-	-	P603	X09SB---	7			191SS-38	HPFPU	70	131100 P52	028	3.	3.
078	PACS Fil Bias B 1 . VL		PX2.-	-	P603	X09SB---	7			191SS-38	HPFPU	70	131100 P52	010	3.	3.
101	PACS Fil Bias B 1 . VRL		PX2.-	-	P603	X09SB---	7			191SS-38	HPFPU	70	131100 P52	029	3.	3.
089	PACS Fil Bias B 1 . VCH		PX2.-	-	P603	X09SB---	7			191SS-38	HPFPU	70	131100 P52	011	3.	3.
055	PACS Fil Bias B 1 . VSS		PX2.-	-	P603	X09SB---	7			191SS-38	HPFPU	70	131100 P52	030	3.	3.
044	PACS Fil Bias B 1 . VDL		PX2.-	-	P603	X09SB---	7			191SS-38	HPFPU	70	131100 P52	012	3.	3.
043	PACS Fil Bias B 1 . VINJ		PX2.-	-	P603	X09SB---	7			191SS-38	HPFPU	70	131100 P52	031	3.	3.
032	PACS Fil Bias B 1 . VGL		PX2.-	-	P603	X09SB---	7			191SS-38	HPFPU	70	131100 P52	013	3.	3.
066	PACS Fil Bias B 1 . VDD		PX2.-	-	P603	X09SB---	7			191SS-38	HPFPU	70	131100 P52	032	3.	3.
077	PACS Fil Bias B 1 . GNDBU		PX2.-	-	P603	X09SB---	7			191SS-38	HPFPU	70	131100 P52	033	3.	3.
065	PACS Fil Bias B 1 . VPRBU		PX2.-	-	P603	X09SB---	7			191SS-38	HPFPU	70	131100 P52	034	3.	3.
054	PACS Fil Bias B 1 . VGLBU		PX2.-	-	P603	X09SB---	7			191SS-38	HPFPU	70	131100 P52	016	3.	3.
042	PACS Fil Bias B 1 . VGG		PX2.-	-	P603	X09SB---	7			191SS-38	HPFPU	70	131100 P52	035	3.	3.
064	PACS Fil Bias B 1 . SH603		PX2.-	-	P603	X09SB---	7			Cable 603 Shd	HPFPU	70	131100 P52	CH		
-																
041	PACS Fil Bias B 1 . VSSBU		PX2.-	-	P603	X09SB---	4			021BS-30; cable 603b	HPFPU	70	131100 P52	014	3.	3.
053	PACS Fil Bias B 1 . VDLBU		PX2.-	-	P603	X09SB---	4			Cable 603b	HPFPU	70	131100 P52	015		3.
030	PACS Fil Bias B 1 . S603b		PX2.-	-	P603	X09SB---	4			Cable 603b Shd	HPFPU	70	131100 P52	CH		
-	NC															
-	NC															
-	NC															
-	NC															
-	NC															
-	NC															
-	NC															

Astrium GmbH	**Pin Allocation List** (Harness)	Doc.No.: HP-2-ASED-IC-0015
Project: HERSCHEL		Issue: 1.0 Date: 21.04.2004
		Sheet: PAL-4 (of 4)

Connector: 211121 J05 **Function:** UFThr 041.9° (PACS XP-05 50,51,52) **Conn.-Type:** 197-011P24-35P (Junct.)

Item: CVVUCR **Location:** 33 / CVV I/F CB Top PFM (CVVUCR) **Backshell:** 128/175_176_01_0A

EMC-Category: 3C/LL Sig H in Cryostat

Pin	Signal Designation	Interface-Code Circuit	Signal	Pos.	Ch. ID	Wiring	Grouping: Shd	Cable	Twist	Comment	Target-Item	Location	Connector	Pin	New
-	NC														
-	NC														
-	NC														
-	NC														
-	NC														
-	NC														
-	NC														
-	NC														
-	NC														
-	NC														
-	NC														
-	NC														
-	NC														
-	NC														
-	NC														
-	NC														
-	NC														
-	NC														
-	NC									No Overall Shd at Junction side					

Astrium GmbH	**Pin Allocation List**	Doc.No.: HP-2-ASED-IC-0015
Project: HERSCHEL	**(Harness)**	Issue: 1.0 Date: 21.04.2004
		Sheet: PAL-1 (of 4)

Connector: 211121 J06 **Function:** UFThr 077.0° (PACS XP-06 53,54,55) **Conn.-Type:** 197-011P24-35P (Junct.)

Item: CVVUCR **Location:** 33 / CVV I/F CB Top PFM (CVVUCR) **Backshell:** 128/175_176_01_0A

EMC-Category: 3C/LL Sig H in Cryostat

		Interface-Code					Grouping:								
Pin	Signal Designation	Circuit	Signal	Pos.	Ch. ID	Wiring	Shd	Cable	Twist	Comment	Target-Item	Location	Connector	Pin	New
105	PACS S1-16 B 2 . REF16		PX1.-	-	P606	TP8SS-38				Steel AWG 38	HPFPU	70	131100 P53	022	
115	PACS S1-16 B 2 . S16		PX1.-	-	P606	TP8SS-38					HPFPU	70	131100 P53	004	
106	PACS S1-16 B 2 . REF15		PX1.-	-	P606	TP8SS-38					HPFPU	70	131100 P53	023	
107	PACS S1-16 B 2 . S15		PX1.-	-	P606	TP8SS-38					HPFPU	70	131100 P53	005	
122	PACS S1-16 B 2 . REF14		PX1.-	-	P606	TP8SS-38					HPFPU	70	131100 P53	024	
123	PACS S1-16 B 2 . S14		PX1.-	-	P606	TP8SS-38					HPFPU	70	131100 P53	006	
116	PACS S1-16 B 2 . REF13		PX1.-	-	P606	TP8SS-38					HPFPU	70	131100 P53	025	
117	PACS S1-16 B 2 . S13		PX1.-	-	P606	TP8SS-38					HPFPU	70	131100 P53	007	3. 3.
108	PACS S1-16 B 2 . REF12		PX1.-	-	P606	TP8SS-38					HPFPU	70	131100 P53	026	
109	PACS S1-16 B 2 . S12		PX1.-	-	P606	TP8SS-38					HPFPU	70	131100 P53	008	
124	PACS S1-16 B 2 . REF11		PX1.-	-	P606	TP8SS-38					HPFPU	70	131100 P53	027	
125	PACS S1-16 B 2 . S11		PX1.-	-	P606	TP8SS-38					HPFPU	70	131100 P53	009	
118	PACS S1-16 B 2 . REF10		PX1.-	-	P606	TP8SS-38					HPFPU	70	131100 P53	028	
110	PACS S1-16 B 2 . S10		PX1.-	-	P606	TP8SS-38					HPFPU	70	131100 P53	010	
119	PACS S1-16 B 2 . REF09		PX1.-	-	P606	TP8SS-38					HPFPU	70	131100 P53	029	
126	PACS S1-16 B 2 . S09		PX1.-	-	P606	TP8SS-38					HPFPU	70	131100 P53	011	
094	PACS S1-16 B 2 . S606b		PX1.-	-	P606	TP8SS-38				Cable 606b Shd	HPFPU	70	131100 P53	CH	
-															
127	PACS S1-16 B 2 . REF08		PX1.-	-	P606	TP8SS-38				Steel AWG 38	HPFPU	70	131100 P53	030	
120	PACS S1-16 B 2 . S08		PX1.-	-	P606	TP8SS-38					HPFPU	70	131100 P53	012	
128	PACS S1-16 B 2 . REF07		PX1.-	-	P606	TP8SS-38					HPFPU	70	131100 P53	031	
121	PACS S1-16 B 2 . S07		PX1.-	-	P606	TP8SS-38					HPFPU	70	131100 P53	013	
112	PACS S1-16 B 2 . REF06		PX1.-	-	P606	TP8SS-38					HPFPU	70	131100 P53	032	
102	PACS S1-16 B 2 . S06		PX1.-	-	P606	TP8SS-38					HPFPU	70	131100 P53	014	
113	PACS S1-16 B 2 . REF05		PX1.-	-	P606	TP8SS-38					HPFPU	70	131100 P53	033	
103	PACS S1-16 B 2 . S05		PX1.-	-	P606	TP8SS-38					HPFPU	70	131100 P53	015	3. 3.
091	PACS S1-16 B 2 . REF04		PX1.-	-	P606	TP8SS-38					HPFPU	70	131100 P53	034	
080	PACS S1-16 B 2 . S04		PX1.-	-	P606	TP8SS-38					HPFPU	70	131100 P53	016	
114	PACS S1-16 B 2 . REF03		PX1.-	-	P606	TP8SS-38					HPFPU	70	131100 P53	035	
104	PACS S1-16 B 2 . S03		PX1.-	-	P606	TP8SS-38					HPFPU	70	131100 P53	017	
092	PACS S1-16 B 2 . REF02		PX1.-	-	P606	TP8SS-38					HPFPU	70	131100 P53	036	
093	PACS S1-16 B 2 . S02		PX1.-	-	P606	TP8SS-38					HPFPU	70	131100 P53	018	
069	PACS S1-16 B 2 . REF01		PX1.-	-	P606	TP8SS-38					HPFPU	70	131100 P53	037	
081	PACS S1-16 B 2 . S01		PX1.-	-	P606	TP8SS-38					HPFPU	70	131100 P53	019	
111	PACS S1-16 B 2 . S606c		PX1.-	-	P606	TP8SS-38				Cable 606c Shd	HPFPU	70	131100 P53	CH	
-															
026	PACS S17-32 B 2 . REF32		PX1.-	-	P607	TP8SS-38				Steel AWG 38	HPFPU	70	131100 P54	022	
015	PACS S17-32 B 2 . S32		PX1.-	-	P607	TP8SS-38					HPFPU	70	131100 P54	004	
016	PACS S17-32 B 2 . REF31		PX1.-	-	P607	TP8SS-38					HPFPU	70	131100 P54	023	
027	PACS S17-32 B 2 . S31		PX1.-	-	P607	TP8SS-38					HPFPU	70	131100 P54	005	

Astrium GmbH	**Pin Allocation List**	Doc.No.: HP-2-ASED-IC-0015
Project: HERSCHEL	**(Harness)**	Issue: 1.0 Date: 21.04.2004
		Sheet: PAL-2 (of 4)

Connector: 211121 J06 **Function:** UFThr 077.0° (PACS XP-06 53,54,55) **Conn.-Type:** 197-011P24-35P (Junct.)

Item: CVVUCR **Location:** 33 / CVV I/F CB Top PFM (CVVUCR) **Backshell:** 128/175_176_01_0A

EMC-Category: 3C/LL Sig H in Cryostat

		Interface-Code					Grouping:								
Pin	**Signal Designation**	**Circuit**	**Signal**	**Pos.**	**Ch. ID**	**Wiring**	**Shd**	**Cable**	**Twist**	**Comment**	**Target-Item**	**Location**	**Connector**	**Pin**	**New**
008	PACS S17-32 B 2 . REF30		PX1.-	-	P607	TP8SS-38					HPFPU	70	131100 P54	024	
001	PACS S17-32 B 2 . S30		PX1.-	-	P607	TP8SS-38					HPFPU	70	131100 P54	006	
028	PACS S17-32 B 2 . REF29		PX1.-	-	P607	TP8SS-38					HPFPU	70	131100 P54	025	
017	PACS S17-32 B 2 . S29		PX1.-	-	P607	TP8SS-38					HPFPU	70	131100 P54	007	3.
009	PACS S17-32 B 2 . REF28		PX1.-	-	P607	TP8SS-38					HPFPU	70	131100 P54	026	
002	PACS S17-32 B 2 . S28		PX1.-	-	P607	TP8SS-38					HPFPU	70	131100 P54	008	
018	PACS S17-32 B 2 . REF27		PX1.-	-	P607	TP8SS-38					HPFPU	70	131100 P54	027	
010	PACS S17-32 B 2 . S27		PX1.-	-	P607	TP8SS-38					HPFPU	70	131100 P54	009	
003	PACS S17-32 B 2 . REF26		PX1.-	-	P607	TP8SS-38					HPFPU	70	131100 P54	028	
004	PACS S17-32 B 2 . S26		PX1.-	-	P607	TP8SS-38					HPFPU	70	131100 P54	010	
011	PACS S17-32 B 2 . REF25		PX1.-	-	P607	TP8SS-38					HPFPU	70	131100 P54	029	
019	PACS S17-32 B 2 . S25		PX1.-	-	P607	TP8SS-38					HPFPU	70	131100 P54	011	
025	PACS S17-32 B 2 . S607b		PX1.-	-	P607	TP8SS-38				Cable 607b	HPFPU	70	131100 P54	CH	
-															
006	PACS S17-32 B 2 . REF24		PX1.-	-	P607	TP8SS-38				Steel AWG 38	HPFPU	70	131100 P54	030	
005	PACS S17-32 B 2 . S24		PX1.-	-	P607	TP8SS-38					HPFPU	70	131100 P54	012	
013	PACS S17-32 B 2 . REF23		PX1.-	-	P607	TP8SS-38					HPFPU	70	131100 P54	031	
007	PACS S17-32 B 2 . S23		PX1.-	-	P607	TP8SS-38					HPFPU	70	131100 P54	013	
014	PACS S17-32 B 2 . REF22		PX1.-	-	P607	TP8SS-38					HPFPU	70	131100 P54	032	
023	PACS S17-32 B 2 . S22		PX1.-	-	P607	TP8SS-38					HPFPU	70	131100 P54	014	
022	PACS S17-32 B 2 . REF21		PX1.-	-	P607	TP8SS-38					HPFPU	70	131100 P54	033	
033	PACS S17-32 B 2 . S21		PX1.-	-	P607	TP8SS-38					HPFPU	70	131100 P54	015	3.
034	PACS S17-32 B 2 . REF20		PX1.-	-	P607	TP8SS-38					HPFPU	70	131100 P54	034	
024	PACS S17-32 B 2 . S20		PX1.-	-	P607	TP8SS-38					HPFPU	70	131100 P54	016	
045	PACS S17-32 B 2 . REF19		PX1.-	-	P607	TP8SS-38					HPFPU	70	131100 P54	035	
046	PACS S17-32 B 2 . S19		PX1.-	-	P607	TP8SS-38					HPFPU	70	131100 P54	017	
035	PACS S17-32 B 2 . REF18		PX1.-	-	P607	TP8SS-38					HPFPU	70	131100 P54	036	
047	PACS S17-32 B 2 . S18		PX1.-	-	P607	TP8SS-38					HPFPU	70	131100 P54	018	
058	PACS S17-32 B 2 . REF17		PX1.-	-	P607	TP8SS-38					HPFPU	70	131100 P54	037	
057	PACS S17-32 B 2 . S17		PX1.-	-	P607	TP8SS-38					HPFPU	70	131100 P54	019	
012	PACS S17-32 B 2 . S607c		PX1.-	-	P607	TP8SS-38				Cable 607c	HPFPU	70	131100 P54	SHD	
-															
096	PACS FL CLK B 2 . VGDEC		PX6.-	-	P610	111SS-38				Steel 111SS38	HPFPU	70	131100 P55	001	
084	PACS FL CLK B 2 . VSEL		PX6.-	-	P610	111SS-38					HPFPU	70	131100 P55	020	
097	PACS FL CLK B 2 . VGSEL		PX6.-	-	P610	111SS-38					HPFPU	70	131100 P55	002	
085	PACS FL CLK B 2 . AD6		PX6.-	-	P610	111SS-38					HPFPU	70	131100 P55	021	3.
098	PACS FL CLK B 2 . AD5		PX6.-	-	P610	111SS-38					HPFPU	70	131100 P55	003	
086	PACS FL CLK B 2 . AD4		PX6.-	-	P610	111SS-38					HPFPU	70	131100 P55	022	
099	PACS FL CLK B 2 . AD3		PX6.-	-	P610	111SS-38					HPFPU	70	131100 P55	004	
087	PACS FL CLK B 2 . AD2		PX6.-	-	P610	111SS-38					HPFPU	70	131100 P55	023	

Astrium GmbH	**Pin Allocation List** (Harness)	Doc.No.: HP-2-ASED-IC-0015
Project: HERSCHEL		Issue: 1.0 Date: 21.04.2004
		Sheet: PAL-3 (of 4)

Connector: 211121 J06 **Function:** UFThr 077.0° (PACS XP-06 53,54,55) **Conn.-Type:** 197-011P24-35P (Junct.)

Item: CVVUCR **Location:** 33 / CVV I/F CB Top PFM (CVVUCR) **Backshell:** 128/175_176_01_0A

EMC-Category: 3C/LL Sig H in Cryostat

Pin	Signal Designation	Interface-Code Circuit	Signal	Pos.	Ch. ID	Wiring	Grouping: Shd	Cable	Twist	Comment	Target-Item	Location	Connector	Pin	New	
100	PACS FL CLK B 2 . AD1		PX6.-	-	P610	111SS-38					HPFPU	70	131100 P55	005		
088	PACS FL CLK B 2 . AD0		PX6.-	-	P610	111SS-38					HPFPU	70	131100 P55	024		
072	PACS FL CLK B 2 . SH610		PX6.-	-	P610	111SS-38				Cable 610 Shd	HPFPU	70	131100 P55	CH		
-																
040	PACS Fil LL CLK B 2 . VSMS		PX4.-	-	P609	031SS-38				Steel 031SS38	HPFPU	70	131100 P55	006		
051	PACS Fil LL CLK B 2 . CKRI		PX4.-	-	P609	031SS-38					HPFPU	70	131100 P55	025	3.	
052	PACS Fil LL CLK B 2 . VDECX		PX4.-	-	P609	031SS-38					HPFPU	70	131100 P55	007		
050	PACS Fil LL CLK B 2 . SH609		PX4.-	-	P609	031SS-38				Cable 609 Shd	HPFPU	70	131100 P55	CH		
-																
068	PACS Fil Bias B 2 . VHB		PX2.-	-	P608	X09SB---				191SS-38	HPFPU	70	131100 P55	026	3.	
079	PACS Fil Bias B 2 . VTRIL		PX2.-	-	P608	X09SB---				191SS-38	HPFPU	70	131100 P55	008	3.	3.
056	PACS Fil Bias B 2 . GNDCL		PX2.-	-	P608	X09SB---				191SS-38	HPFPU	70	131100 P55	027	3.	3.
067	PACS Fil Bias B 2 . VDPRO		PX2.-	-	P608	X09SB---				191SS-38	HPFPU	70	131100 P55	009	3.	3.
090	PACS Fil Bias B 2 . VH		PX2.-	-	P608	X09SB---				191SS-38	HPFPU	70	131100 P55	028	3.	3.
078	PACS Fil Bias B 2 . VL		PX2.-	-	P608	X09SB---				191SS-38	HPFPU	70	131100 P55	010	3.	3.
101	PACS Fil Bias B 2 . VRL		PX2.-	-	P608	X09SB---				191SS-38	HPFPU	70	131100 P55	029	3.	3.
089	PACS Fil Bias B 2 . VCH		PX2.-	-	P608	X09SB---				191SS-38	HPFPU	70	131100 P55	011	3.	3.
055	PACS Fil Bias B 2 . VSS		PX2.-	-	P608	X09SB---				191SS-38	HPFPU	70	131100 P55	030	3.	3.
044	PACS Fil Bias B 2 . VDL		PX2.-	-	P608	X09SB---				191SS-38	HPFPU	70	131100 P55	012	3.	3.
043	PACS Fil Bias B 2 . VINJ		PX2.-	-	P608	X09SB---				191SS-38	HPFPU	70	131100 P55	031	3.	3.
032	PACS Fil Bias B 2 . VGL		PX2.-	-	P608	X09SB---				191SS-38	HPFPU	70	131100 P55	013	3.	3.
066	PACS Fil Bias B 2 . VDD		PX2.-	-	P608	X09SB---				191SS-38	HPFPU	70	131100 P55	032	3.	3.
077	PACS Fil Bias B 2 . GNDBU		PX2.-	-	P608	X09SB---				191SS-38	HPFPU	70	131100 P55	033	3.	3.
065	PACS Fil Bias B 2 . VPRBU		PX2.-	-	P608	X09SB---				191SS-38	HPFPU	70	131100 P55	034	3.	3.
054	PACS Fil Bias B 2 . VGLBU		PX2.-	-	P608	X09SB---				191SS-38	HPFPU	70	131100 P55	016	3.	3.
042	PACS Fil Bias B 2 . VGG		PX2.-	-	P608	X09SB---				191SS-38	HPFPU	70	131100 P55	035	3.	3.
064	PACS Fil Bias B 2 . SH608		PX2.-	-	P608	X09SB---				Cable 608 Shd	HPFPU	70	131100 P55	CH		
-																
041	PACS Fil Bias B 2 . VSSBU		PX2.-	-	P608	X09SB---				021BS-30	HPFPU	70	131100 P55	014	3.	3.
053	PACS Fil Bias B 2 . VDLBU		PX2.-	-	P608	X09SB---				H02130BS	HPFPU	70	131100 P55	015		3.
030	PACS Fil Bias B 2 . S608b		PX2.-	-	P608	X09SB---				Cable 608b Shd	HPFPU	70	131100 P55	CH		
-	NC															
-	NC															
-	NC															
-	NC															
-	NC															
-	NC															
-	NC															

Astrium GmbH	**Pin Allocation List** (Harness)	Doc.No.: HP-2-ASED-IC-0015
Project: HERSCHEL		Issue: 1.0 Date: 21.04.2004
		Sheet: PAL-4 (of 4)

Connector: 211121 J06 **Function:** UFThr 077.0° (PACS XP-06 53,54,55) **Conn.-Type:** 197-011P24-35P (Junct.)

Item: CVVUCR **Location:** 33 / CVV I/F CB Top PFM (CVVUCR) **Backshell:** 128/175_176_01_0A

EMC-Category: 3C/LL Sig H in Cryostat

Pin	Signal Designation	Interface-Code Circuit	Signal	Pos.	Ch. ID	Wiring	Grouping: Shd	Cable	Twist	Comment	Target-Item	Location	Connector	Pin	New
-	NC														
-	NC														
-	NC														
-	NC														
-	NC														
-	NC														
-	NC														
-	NC														
-	NC														
-	NC														
-	NC														
-	NC														
-	NC														
-	NC														
-	NC														
-	NC														
-	NC														
-	NC														
-	NC									No Overall Shd at Junction side					

Astrium GmbH	**Pin Allocation List**	Doc.No.: HP-2-ASED-IC-0015
Project: HERSCHEL	**(Harness)**	Issue: 1.0 Date: 21.04.2004
		Sheet: PAL-1 (of 4)

Connector: 211121 J10 **Function:** UFThr 083.2° (PACS XP-07 56,57,58) **Conn.-Type:** 197-011P24-35P (Junct.)

Item: CVVUCR **Location:** 33 / CVV I/F CB Top PFM (CVVUCR) **Backshell:** 128/175_176_01_0A

EMC-Category: 3C/LL Sig H in Cryostat

Pin	Signal Designation	Interface-Code Circuit	Signal	Pos.	Ch. ID	Wiring	Grouping: Shd	Cable	Twist	Comment	Target-Item	Location	Connector	Pin	New	
105	PACS S01-16 B 3 . REF16		PX1.-	-	P611	TP8SS-38				Steel AWG 38	HPFPU	70	131100 P56	022		
115	PACS S01-16 B 3 . S16		PX1.-	-	P611	TP8SS-38					HPFPU	70	131100 P56	004		
106	PACS S01-16 B 3 . REF15		PX1.-	-	P611	TP8SS-38					HPFPU	70	131100 P56	023		
107	PACS S01-16 B 3 . S15		PX1.-	-	P611	TP8SS-38					HPFPU	70	131100 P56	005		
122	PACS S01-16 B 3 . REF14		PX1.-	-	P611	TP8SS-38					HPFPU	70	131100 P56	024		
123	PACS S01-16 B 3 . S14		PX1.-	-	P611	TP8SS-38					HPFPU	70	131100 P56	006		
116	PACS S01-16 B 3 . REF13		PX1.-	-	P611	TP8SS-38					HPFPU	70	131100 P56	025		
117	PACS S01-16 B 3 . S13		PX1.-	-	P611	TP8SS-38					HPFPU	70	131100 P56	007	3.	3.
108	PACS S01-16 B 3 . REF12		PX1.-	-	P611	TP8SS-38					HPFPU	70	131100 P56	026		
109	PACS S01-16 B 3 . S12		PX1.-	-	P611	TP8SS-38					HPFPU	70	131100 P56	008		
124	PACS S01-16 B 3 . REF11		PX1.-	-	P611	TP8SS-38					HPFPU	70	131100 P56	027		
125	PACS S01-16 B 3 . S11		PX1.-	-	P611	TP8SS-38					HPFPU	70	131100 P56	009		
118	PACS S01-16 B 3 . REF10		PX1.-	-	P611	TP8SS-38					HPFPU	70	131100 P56	028		
110	PACS S01-16 B 3 . S10		PX1.-	-	P611	TP8SS-38					HPFPU	70	131100 P56	010		
119	PACS S01-16 B 3 . REF09		PX1.-	-	P611	TP8SS-38					HPFPU	70	131100 P56	029		
126	PACS S01-16 B 3 . S09		PX1.-	-	P611	TP8SS-38					HPFPU	70	131100 P56	011		
094	PACS S01-16 B 3 . S611b		PX1.-	-	P611	TP8SS-38				Cable 611b Shd	HPFPU	70	131100 P56	CH		
-																
127	PACS S01-16 B 3 . REF08		PX1.-	-	P611	TP8SS-38				Steel AWG 38	HPFPU	70	131100 P56	030		
120	PACS S01-16 B 3 . S08		PX1.-	-	P611	TP8SS-38					HPFPU	70	131100 P56	012		
128	PACS S01-16 B 3 . REF07		PX1.-	-	P611	TP8SS-38					HPFPU	70	131100 P56	031		
121	PACS S01-16 B 3 . S07		PX1.-	-	P611	TP8SS-38					HPFPU	70	131100 P56	013		
112	PACS S01-16 B 3 . REF06		PX1.-	-	P611	TP8SS-38					HPFPU	70	131100 P56	032		
102	PACS S01-16 B 3 . S06		PX1.-	-	P611	TP8SS-38					HPFPU	70	131100 P56	014		
113	PACS S01-16 B 3 . REF05		PX1.-	-	P611	TP8SS-38					HPFPU	70	131100 P56	033		
103	PACS S01-16 B 3 . S05		PX1.-	-	P611	TP8SS-38					HPFPU	70	131100 P56	015	3.	
091	PACS S01-16 B 3 . REF04		PX1.-	-	P611	TP8SS-38					HPFPU	70	131100 P56	034		3.
080	PACS S01-16 B 3 . S04		PX1.-	-	P611	TP8SS-38					HPFPU	70	131100 P56	016		
114	PACS S01-16 B 3 . REF03		PX1.-	-	P611	TP8SS-38					HPFPU	70	131100 P56	035		
104	PACS S01-16 B 3 . S03		PX1.-	-	P611	TP8SS-38					HPFPU	70	131100 P56	017		
092	PACS S01-16 B 3 . REF02		PX1.-	-	P611	TP8SS-38					HPFPU	70	131100 P56	036		
093	PACS S01-16 B 3 . S02		PX1.-	-	P611	TP8SS-38					HPFPU	70	131100 P56	018		
069	PACS S01-16 B 3 . REF01		PX1.-	-	P611	TP8SS-38					HPFPU	70	131100 P56	037		
081	PACS S01-16 B 3 . S01		PX1.-	-	P611	TP8SS-38					HPFPU	70	131100 P56	019		
111	PACS S01-16 B 3 . S611c		PX1.-	-	P611	TP8SS-38				Cable 611c Shd	HPFPU	70	131100 P56	CH		
-																
026	PACS S17-32 B 3 . REF32		PX1.-	-	P612	TP8SS-38				Steel AWG 38	HPFPU	70	131100 P57	022		
015	PACS S17-32 B 3 . S32		PX1.-	-	P612	TP8SS-38					HPFPU	70	131100 P57	004		
016	PACS S17-32 B 3 . REF31		PX1.-	-	P612	TP8SS-38					HPFPU	70	131100 P57	023		
027	PACS S17-32 B 3 . S31		PX1.-	-	P612	TP8SS-38					HPFPU	70	131100 P57	005		

Astrium GmbH	**Pin Allocation List**	Doc.No.: HP-2-ASED-IC-0015
Project: HERSCHEL	**(Harness)**	Issue: 1.0 Date: 21.04.2004
		Sheet: PAL-2 (of 4)

Connector: 211121 J10 **Function:** UFThr 083.2° (PACS XP-07 56,57,58) **Conn.-Type:** 197-011P24-35P (Junct.)

Item: CVVUCR **Location:** 33 / CVV I/F CB Top PFM (CVVUCR) **Backshell:** 128/175_176_01_0A

EMC-Category: 3C/LL Sig H in Cryostat

Pin	Signal Designation	Interface-Code Circuit	Signal	Pos.	Ch. ID	Wiring	Grouping: Shd	Cable	Twist	Comment	Target-Item	Location	Connector	Pin	New	
008	PACS S17-32 B 3 . REF30		PX1.-	-	P612	TP8SS-38					HPFPU	70	131100 P57	024		
001	PACS S17-32 B 3 . S30		PX1.-	-	P612	TP8SS-38					HPFPU	70	131100 P57	006		
028	PACS S17-32 B 3 . REF29		PX1.-	-	P612	TP8SS-38					HPFPU	70	131100 P57	025		
017	PACS S17-32 B 3 . S29		PX1.-	-	P612	TP8SS-38					HPFPU	70	131100 P57	007	3.	3.
009	PACS S17-32 B 3 . REF28		PX1.-	-	P612	TP8SS-38					HPFPU	70	131100 P57	026		
002	PACS S17-32 B 3 . S28		PX1.-	-	P612	TP8SS-38					HPFPU	70	131100 P57	008		
018	PACS S17-32 B 3 . REF27		PX1.-	-	P612	TP8SS-38					HPFPU	70	131100 P57	027		
010	PACS S17-32 B 3 . S27		PX1.-	-	P612	TP8SS-38					HPFPU	70	131100 P57	009		
003	PACS S17-32 B 3 . REF26		PX1.-	-	P612	TP8SS-38					HPFPU	70	131100 P57	028		
004	PACS S17-32 B 3 . S26		PX1.-	-	P612	TP8SS-38					HPFPU	70	131100 P57	010		
011	PACS S17-32 B 3 . REF25		PX1.-	-	P612	TP8SS-38					HPFPU	70	131100 P57	029		
019	PACS S17-32 B 3 . S25		PX1.-	-	P612	TP8SS-38					HPFPU	70	131100 P57	011		
025	PACS S17-32 B 3 . S612b		PX1.-	-	P612	TP8SS-38				Cable 612b Shd	HPFPU	70	131100 P57	CH		
-																
006	PACS S17-32 B 3 . REF24		PX1.-	-	P612	TP8SS-38				Steel AWG 38	HPFPU	70	131100 P57	030		
005	PACS S17-32 B 3 . S24		PX1.-	-	P612	TP8SS-38					HPFPU	70	131100 P57	012		
013	PACS S17-32 B 3 . REF23		PX1.-	-	P612	TP8SS-38					HPFPU	70	131100 P57	031		
007	PACS S17-32 B 3 . S23		PX1.-	-	P612	TP8SS-38					HPFPU	70	131100 P57	013		
014	PACS S17-32 B 3 . REF22		PX1.-	-	P612	TP8SS-38					HPFPU	70	131100 P57	032		
023	PACS S17-32 B 3 . S22		PX1.-	-	P612	TP8SS-38					HPFPU	70	131100 P57	014		
022	PACS S17-32 B 3 . REF21		PX1.-	-	P612	TP8SS-38					HPFPU	70	131100 P57	033		
033	PACS S17-32 B 3 . S21		PX1.-	-	P612	TP8SS-38					HPFPU	70	131100 P57	015	3.	
034	PACS S17-32 B 3 . REF20		PX1.-	-	P612	TP8SS-38					HPFPU	70	131100 P57	034		3.
024	PACS S17-32 B 3 . S20		PX1.-	-	P612	TP8SS-38					HPFPU	70	131100 P57	016		
045	PACS S17-32 B 3 . REF19		PX1.-	-	P612	TP8SS-38					HPFPU	70	131100 P57	035		
046	PACS S17-32 B 3 . S19		PX1.-	-	P612	TP8SS-38					HPFPU	70	131100 P57	017		
035	PACS S17-32 B 3 . REF18		PX1.-	-	P612	TP8SS-38					HPFPU	70	131100 P57	036		
047	PACS S17-32 B 3 . S18		PX1.-	-	P612	TP8SS-38					HPFPU	70	131100 P57	018		
058	PACS S17-32 B 3 . REF17		PX1.-	-	P612	TP8SS-38					HPFPU	70	131100 P57	037		
057	PACS S17-32 B 3 . S17		PX1.-	-	P612	TP8SS-38					HPFPU	70	131100 P57	019		
012	PACS S17-32 B 3 . S612c		PX1.-	-	P612	TP8SS-38				Cable 612c Shd	HPFPU	70	131100 P57	CH		
-																
096	PACS FL Clock B 3 . VGDEC		PX6.-	-	P615	111SS-38				Steel 111SS38	HPFPU	70	131100 P58	001		
084	PACS FL Clock B 3 . VSEL		PX6.-	-	P615	111SS-38					HPFPU	70	131100 P58	020		
097	PACS FL Clock B 3 . VGSEL		PX6.-	-	P615	111SS-38					HPFPU	70	131100 P58	002		
085	PACS FL Clock B 3 . AD6		PX6.-	-	P615	111SS-38					HPFPU	70	131100 P58	021	3.	
098	PACS FL Clock B 3 . AD5		PX6.-	-	P615	111SS-38					HPFPU	70	131100 P58	003		
086	PACS FL Clock B 3 . AD4		PX6.-	-	P615	111SS-38					HPFPU	70	131100 P58	022		
099	PACS FL Clock B 3 . AD3		PX6.-	-	P615	111SS-38					HPFPU	70	131100 P58	004		
087	PACS FL Clock B 3 . AD2		PX6.-	-	P615	111SS-38					HPFPU	70	131100 P58	023		

Astrium GmbH	**Pin Allocation List** (Harness)	Doc.No.: HP-2-ASED-IC-0015
Project: HERSCHEL		Issue: 1.0 Date: 21.04.2004
		Sheet: PAL-3 (of 4)

Connector: 211121 J10 **Function:** UFThr 083.2° (PACS XP-07 56,57,58) **Conn.-Type:** 197-011P24-35P (Junct.)

Item: CVVUCR **Location:** 33 / CVV I/F CB Top PFM (CVVUCR) **Backshell:** 128/175_176_01_0A

EMC-Category: 3C/LL Sig H in Cryostat

		Interface-Code					Grouping:								
Pin	**Signal Designation**	**Circuit**	**Signal**	**Pos.**	**Ch. ID**	**Wiring**	**Shd**	**Cable**	**Twist**	**Comment**	**Target-Item**	**Location**	**Connector**	**Pin**	**New**	
100	PACS FL Clock B 3 . AD1		PX6.-	-	P615	111SS-38					HPFPU	70	131100 P58	005		
088	PACS FL Clock B 3 . AD0		PX6.-	-	P615	111SS-38					HPFPU	70	131100 P58	024		
072	PACS FL Clock B 3 . SH615		PX6.-	-	P615	111SS-38				Cable 615 Shd	HPFPU	70	131100 P58	CH		
-																
040	PACS Fil LL CLK B 3 . VSMS		PX4.-	-	P614	031SS-38				Steel 031SS38	HPFPU	70	131100 P58	006		
051	PACS Fil LL CLK B 3 . CKRI		PX4.-	-	P614	031SS-38					HPFPU	70	131100 P58	025	3.	
052	PACS Fil LL CLK B 3 . VDECX		PX4.-	-	P614	031SS-38					HPFPU	70	131100 P58	007		
050	PACS Fil LL CLK B 3 . SH614		PX4.-	-	P614	031SS-38				Cable 614 Shd	HPFPU	70	131100 P58	CH		
-																
068	PACS Fil Bias B 3 . VHB		PX2.-	-	P613	X09SB---				191SS-38	HPFPU	70	131100 P58	026	3.	3.
079	PACS Fil Bias B 3 . VTRIL		PX2.-	-	P613	X09SB---				191SS-38	HPFPU	70	131100 P58	008	3.	3.
056	PACS Fil Bias B 3 . GNDCL		PX2.-	-	P613	X09SB---				191SS-38	HPFPU	70	131100 P58	027	3.	
067	PACS Fil Bias B 3 . VDPRO		PX2.-	-	P613	X09SB---				191SS-38	HPFPU	70	131100 P58	009	3.	3.
090	PACS Fil Bias B 3 . VH		PX2.-	-	P613	X09SB---				191SS-38	HPFPU	70	131100 P58	028	3.	3.
078	PACS Fil Bias B 3 . VL		PX2.-	-	P613	X09SB---				191SS-38	HPFPU	70	131100 P58	010	3.	3.
101	PACS Fil Bias B 3 . VRL		PX2.-	-	P613	X09SB---				191SS-38	HPFPU	70	131100 P58	029	3.	3.
089	PACS Fil Bias B 3 . VCH		PX2.-	-	P613	X09SB---				191SS-38	HPFPU	70	131100 P58	011	3.	3.
055	PACS Fil Bias B 3 . VSS		PX2.-	-	P613	X09SB---				191SS-38	HPFPU	70	131100 P58	030	3.	3.
044	PACS Fil Bias B 3 . VDL		PX2.-	-	P613	X09SB---				191SS-38	HPFPU	70	131100 P58	012	3.	3.
043	PACS Fil Bias B 3 . VINJ		PX2.-	-	P613	X09SB---				191SS-38	HPFPU	70	131100 P58	031	3.	3.
032	PACS Fil Bias B 3 . VGL		PX2.-	-	P613	X09SB---				191SS-38	HPFPU	70	131100 P58	013	3.	3.
066	PACS Fil Bias B 3 . VDD		PX2.-	-	P613	X09SB---				191SS-38	HPFPU	70	131100 P58	032	3.	3.
077	PACS Fil Bias B 3 . GNDBU		PX2.-	-	P613	X09SB---				191SS-38	HPFPU	70	131100 P58	033	3.	3.
065	PACS Fil Bias B 3 . VPRBU		PX2.-	-	P613	X09SB---				191SS-38	HPFPU	70	131100 P58	034	3.	3.
054	PACS Fil Bias B 3 . VGLBU		PX2.-	-	P613	X09SB---				191SS-38	HPFPU	70	131100 P58	016	3.	3.
042	PACS Fil Bias B 3 . VGG		PX2.-	-	P613	X09SB---				191SS-38	HPFPU	70	131100 P58	035	3.	3.
064	PACS Fil Bias B 3 . SH613		PX2.-	-	P613	X09SB---				Cable 613 Shd	HPFPU	70	131100 P58	CH		
-																
041	PACS Fil Bias B 3 . VSSBU		PX2.-	-	P613	X09SB---				021BS-30	HPFPU	70	131100 P58	014	3.	3.
053	PACS Fil Bias B 3 . VDLBU		PX2.-	-	P613	X09SB---				021BS-30	HPFPU	70	131100 P58	015	3.	3.
030	PACS Fil Bias B 3 . S613b		PX2.-	-	P613	X09SB---				Cable 613b Shd	HPFPU	70	131100 P58	CH		
-	NC															
-	NC															
-	NC															
-	NC															
-	NC															
-	NC															
-	NC															

Astrium GmbH	**Pin Allocation List** (Harness)	Doc.No.: HP-2-ASED-IC-0015
Project: HERSCHEL		Issue: 1.0 Date: 21.04.2004
		Sheet: PAL-4 (of 4)

Connector: 211121 J10 **Function:** UFThr 083.2° (PACS XP-07 56,57,58) **Conn.-Type:** 197-011P24-35P (Junct.)

Item: CVVUCR **Location:** 33 / CVV I/F CB Top PFM (CVVUCR) **Backshell:** 128/175_176_01_0A

EMC-Category: 3C/LL Sig H in Cryostat

Pin	Signal Designation	Interface-Code Circuit	Signal	Pos.	Ch. ID	Wiring	Grouping: Shd	Cable	Twist	Comment	Target-Item	Location	Connector	Pin	New
-	NC														
-	NC														
-	NC														
-	NC														
-	NC														
-	NC														
-	NC														
-	NC														
-	NC														
-	NC														
-	NC														
-	NC														
-	NC														
-	NC														
-	NC														
-	NC														
-	NC														
-	NC														
-										No Overall Shd at Junction side					

Astrium GmbH	**Pin Allocation List** (Harness)	Doc.No.: HP-2-ASED-IC-0015
Project: HERSCHEL		Issue: 1.0 Date: 21.04.2004
		Sheet: PAL-1 (of 4)

Connector: 211121 J11 **Function:** UFThr 096.8° (PACS XP-08 59,60,61) **Conn.-Type:** 197-011P24-35P (Junct.)

Item: CVVUCR **Location:** 33 / CVV I/F CB Top PFM (CVVUCR) **Backshell:** 128/175_176_01_0A

EMC-Category: 3C/LL Sig H in Cryostat

Pin	Signal Designation	Interface-Code Circuit	Signal	Pos.	Ch. ID	Wiring	Grouping: Shd	Cable	Twist	Comment	Target-Item	Location	Connector	Pin	New
105	PACS S01-16 B 4 . REF16		PX1.-	-	P616	TP8SS-38				Steel AWG 38	HPFPU	70	131100 P59	022	
115	PACS S01-16 B 4 . S16		PX1.-	-	P616	TP8SS-38					HPFPU	70	131100 P59	004	
106	PACS S01-16 B 4 . REF15		PX1.-	-	P616	TP8SS-38					HPFPU	70	131100 P59	023	
107	PACS S01-16 B 4 . S15		PX1.-	-	P616	TP8SS-38					HPFPU	70	131100 P59	005	
122	PACS S01-16 B 4 . REF14		PX1.-	-	P616	TP8SS-38					HPFPU	70	131100 P59	024	
123	PACS S01-16 B 4 . S14		PX1.-	-	P616	TP8SS-38					HPFPU	70	131100 P59	006	
116	PACS S01-16 B 4 . REF13		PX1.-	-	P616	TP8SS-38					HPFPU	70	131100 P59	025	
117	PACS S01-16 B 4 . S13		PX1.-	-	P616	TP8SS-38					HPFPU	70	131100 P59	007	3.
108	PACS S01-16 B 4 . REF12		PX1.-	-	P616	TP8SS-38					HPFPU	70	131100 P59	026	
109	PACS S01-16 B 4 . S12		PX1.-	-	P616	TP8SS-38					HPFPU	70	131100 P59	008	
124	PACS S01-16 B 4 . REF11		PX1.-	-	P616	TP8SS-38					HPFPU	70	131100 P59	027	
125	PACS S01-16 B 4 . S11		PX1.-	-	P616	TP8SS-38					HPFPU	70	131100 P59	009	
118	PACS S01-16 B 4 . REF10		PX1.-	-	P616	TP8SS-38					HPFPU	70	131100 P59	028	
110	PACS S01-16 B 4 . S10		PX1.-	-	P616	TP8SS-38					HPFPU	70	131100 P59	010	
119	PACS S01-16 B 4 . REF09		PX1.-	-	P616	TP8SS-38					HPFPU	70	131100 P59	029	
126	PACS S01-16 B 4 . S09		PX1.-	-	P616	TP8SS-38					HPFPU	70	131100 P59	011	
094	PACS S01-16 B 4 . S616b		PX1.-	-	P616	TP8SS-38				Cable 616b Shd	HPFPU	70	131100 P59	CH	
-															
127	PACS S01-16 B 4 . REF08		PX1.-	-	P616	TP8SS-38				Steel AWG 38	HPFPU	70	131100 P59	030	
120	PACS S01-16 B 4 . S08		PX1.-	-	P616	TP8SS-38					HPFPU	70	131100 P59	012	
128	PACS S01-16 B 4 . REF07		PX1.-	-	P616	TP8SS-38					HPFPU	70	131100 P59	031	
121	PACS S01-16 B 4 . S07		PX1.-	-	P616	TP8SS-38					HPFPU	70	131100 P59	013	
112	PACS S01-16 B 4 . REF06		PX1.-	-	P616	TP8SS-38					HPFPU	70	131100 P59	032	
102	PACS S01-16 B 4 . S06		PX1.-	-	P616	TP8SS-38					HPFPU	70	131100 P59	014	
113	PACS S01-16 B 4 . REF05		PX1.-	-	P616	TP8SS-38					HPFPU	70	131100 P59	033	
103	PACS S01-16 B 4 . S05		PX1.-	-	P616	TP8SS-38					HPFPU	70	131100 P59	015	3.
091	PACS S01-16 B 4 . REF04		PX1.-	-	P616	TP8SS-38					HPFPU	70	131100 P59	034	
080	PACS S01-16 B 4 . S04		PX1.-	-	P616	TP8SS-38					HPFPU	70	131100 P59	016	
114	PACS S01-16 B 4 . REF03		PX1.-	-	P616	TP8SS-38					HPFPU	70	131100 P59	035	
104	PACS S01-16 B 4 . S03		PX1.-	-	P616	TP8SS-38					HPFPU	70	131100 P59	017	
092	PACS S01-16 B 4 . REF02		PX1.-	-	P616	TP8SS-38					HPFPU	70	131100 P59	036	
093	PACS S01-16 B 4 . S02		PX1.-	-	P616	TP8SS-38					HPFPU	70	131100 P59	018	
069	PACS S01-16 B 4 . REF01		PX1.-	-	P616	TP8SS-38					HPFPU	70	131100 P59	037	
081	PACS S01-16 B 4 . S01		PX1.-	-	P616	TP8SS-38					HPFPU	70	131100 P59	019	
111	PACS S01-16 B 4 . S616c		PX1.-	-	P616	TP8SS-38				Cable 616c Shd	HPFPU	70	131100 P59	CH	
-															
026	PACS S17-32 B 4 . REF32		PX1.-	-	P617	TP8SS-38				Steel AWG 38	HPFPU	70	131100 P60	022	
015	PACS S17-32 B 4 . S32		PX1.-	-	P617	TP8SS-38					HPFPU	70	131100 P60	004	
016	PACS S17-32 B 4 . REF31		PX1.-	-	P617	TP8SS-38					HPFPU	70	131100 P60	023	
027	PACS S17-32 B 4 . S31		PX1.-	-	P617	TP8SS-38					HPFPU	70	131100 P60	005	

Astrium GmbH	**Pin Allocation List**	Doc.No.: HP-2-ASED-IC-0015
Project: HERSCHEL	**(Harness)**	Issue: 1.0 Date: 21.04.2004
		Sheet: PAL-2 (of 4)

Connector: 211121 J11 **Function:** UFThr 096.8° (PACS XP-08 59,60,61) **Conn.-Type:** 197-011P24-35P (Junct.)

Item: CVVUCR **Location:** 33 / CVV I/F CB Top PFM (CVVUCR) **Backshell:** 128/175_176_01_0A

EMC-Category: 3C/LL Sig H in Cryostat

		Interface-Code					Grouping:							
Pin	Signal Designation	Circuit	Signal	Pos.	Ch. ID	Wiring	Shd	Cable	Twist	Comment	Target-Item	Location	Connector	Pin	New
008	PACS S17-32 B 4 . REF30		PX1.-	-	P617	TP8SS-38					HPFPU	70	131100 P60	024	
001	PACS S17-32 B 4 . S30		PX1.-	-	P617	TP8SS-38					HPFPU	70	131100 P60	006	
028	PACS S17-32 B 4 . REF29		PX1.-	-	P617	TP8SS-38					HPFPU	70	131100 P60	025	
017	PACS S17-32 B 4 . S29		PX1.-	-	P617	TP8SS-38					HPFPU	70	131100 P60	007	3.
009	PACS S17-32 B 4 . REF28		PX1.-	-	P617	TP8SS-38					HPFPU	70	131100 P60	026	
002	PACS S17-32 B 4 . S28		PX1.-	-	P617	TP8SS-38					HPFPU	70	131100 P60	008	
018	PACS S17-32 B 4 . REF27		PX1.-	-	P617	TP8SS-38					HPFPU	70	131100 P60	027	
010	PACS S17-32 B 4 . S27		PX1.-	-	P617	TP8SS-38					HPFPU	70	131100 P60	009	
003	PACS S17-32 B 4 . REF26		PX1.-	-	P617	TP8SS-38					HPFPU	70	131100 P60	028	
004	PACS S17-32 B 4 . S26		PX1.-	-	P617	TP8SS-38					HPFPU	70	131100 P60	010	
011	PACS S17-32 B 4 . REF25		PX1.-	-	P617	TP8SS-38					HPFPU	70	131100 P60	029	
019	PACS S17-32 B 4 . S25		PX1.-	-	P617	TP8SS-38					HPFPU	70	131100 P60	011	
025	PACS S17-32 B 4 . S617b		PX1.-	-	P617	TP8SS-38				Cable 617b Shd	HPFPU	70	131100 P60	CH	
-															
006	PACS S17-32 B 4 . REF24		PX1.-	-	P617	TP8SS-38				Steel AWG 38	HPFPU	70	131100 P60	030	
005	PACS S17-32 B 4 . S24		PX1.-	-	P617	TP8SS-38					HPFPU	70	131100 P60	012	
013	PACS S17-32 B 4 . REF23		PX1.-	-	P617	TP8SS-38					HPFPU	70	131100 P60	031	
007	PACS S17-32 B 4 . S23		PX1.-	-	P617	TP8SS-38					HPFPU	70	131100 P60	013	
014	PACS S17-32 B 4 . REF22		PX1.-	-	P617	TP8SS-38					HPFPU	70	131100 P60	032	
023	PACS S17-32 B 4 . S22		PX1.-	-	P617	TP8SS-38					HPFPU	70	131100 P60	014	
022	PACS S17-32 B 4 . REF21		PX1.-	-	P617	TP8SS-38					HPFPU	70	131100 P60	033	
033	PACS S17-32 B 4 . S21		PX1.-	-	P617	TP8SS-38					HPFPU	70	131100 P60	015	3.
034	PACS S17-32 B 4 . REF20		PX1.-	-	P617	TP8SS-38					HPFPU	70	131100 P60	034	
024	PACS S17-32 B 4 . S20		PX1.-	-	P617	TP8SS-38					HPFPU	70	131100 P60	016	
045	PACS S17-32 B 4 . REF19		PX1.-	-	P617	TP8SS-38					HPFPU	70	131100 P60	035	
046	PACS S17-32 B 4 . S19		PX1.-	-	P617	TP8SS-38					HPFPU	70	131100 P60	017	
035	PACS S17-32 B 4 . REF18		PX1.-	-	P617	TP8SS-38					HPFPU	70	131100 P60	036	
047	PACS S17-32 B 4 . S18		PX1.-	-	P617	TP8SS-38					HPFPU	70	131100 P60	018	
058	PACS S17-32 B 4 . REF17		PX1.-	-	P617	TP8SS-38					HPFPU	70	131100 P60	037	
057	PACS S17-32 B 4 . S17		PX1.-	-	P617	TP8SS-38					HPFPU	70	131100 P60	019	
012	PACS S17-32 B 4 . S617c		PX1.-	-	P617	TP8SS-38				Cable 617c Shd	HPFPU	70	131100 P60	CH	
-															
096	PACS FL Clock B 4 . VGDEC		PX6.-	-	P620	111SS-38				Steel 111SS38	HPFPU	70	131100 P61	001	
084	PACS FL Clock B 4 . VSEL		PX6.-	-	P620	111SS-38					HPFPU	70	131100 P61	020	
097	PACS FL Clock B 4 . VGSEL		PX6.-	-	P620	111SS-38					HPFPU	70	131100 P61	002	
085	PACS FL Clock B 4 . AD6		PX6.-	-	P620	111SS-38					HPFPU	70	131100 P61	021	3.
098	PACS FL Clock B 4 . AD5		PX6.-	-	P620	111SS-38					HPFPU	70	131100 P61	003	
086	PACS FL Clock B 4 . AD4		PX6.-	-	P620	111SS-38					HPFPU	70	131100 P61	022	
099	PACS FL Clock B 4 . AD3		PX6.-	-	P620	111SS-38					HPFPU	70	131100 P61	004	
087	PACS FL Clock B 4 . AD2		PX6.-	-	P620	111SS-38					HPFPU	70	131100 P61	023	

Astrium GmbH	**Pin Allocation List** (Harness)	Doc.No.: HP-2-ASED-IC-0015
Project: HERSCHEL		Issue: 1.0 Date: 21.04.2004
		Sheet: PAL-3 (of 4)

Connector: 211121 J11 **Function:** UFThr 096.8° (PACS XP-08 59,60,61) **Conn.-Type:** 197-011P24-35P (Junct.)

Item: CVVUCR **Location:** 33 / CVV I/F CB Top PFM (CVVUCR) **Backshell:** 128/175_176_01_0A

EMC-Category: 3C/LL Sig H in Cryostat

Pin	Signal Designation	Interface-Code Circuit	Signal	Pos.	Ch. ID	Wiring	Grouping: Shd	Cable	Twist	Comment	Target-Item	Location	Connector	Pin	New	
100	PACS FL Clock B 4 . AD1		PX6.-	-	P620	111SS-38					HPFPU	70	131100 P61	005		
088	PACS FL Clock B 4 . AD0		PX6.-	-	P620	111SS-38					HPFPU	70	131100 P61	024		
072	PACS FL Clock B 4 . SH620		PX6.-	-	P620	111SS-38				Cable 620 Shd	HPFPU	70	131100 P61	CH		
-																
040	PACS Fil LL CLK B 4 . VSMS		PX4.-	-	P619	031SS-38				Steel 031SS38	HPFPU	70	131100 P61	006		
051	PACS Fil LL CLK B 4 . CKRI		PX4.-	-	P619	031SS-38					HPFPU	70	131100 P61	025	3.	
052	PACS Fil LL CLK B 4 . VDECX		PX4.-	-	P619	031SS-38					HPFPU	70	131100 P61	007		
050	PACS Fil LL CLK B 4 . SH619		PX4.-	-	P619	031SS-38				Cable 619 Shd	HPFPU	70	131100 P61	CH		
-																
068	PACS Fil Bias B 4 . VHB		PX2.-	-	P618	X09SB---				191SS-38	HPFPU	70	131100 P61	026	3.	3.
079	PACS Fil Bias B 4 . VTRIL		PX2.-	-	P618	X09SB---				191SS-38	HPFPU	70	131100 P61	008	3.	3.
056	PACS Fil Bias B 4 . GNDCL		PX2.-	-	P618	X09SB---				191SS-38	HPFPU	70	131100 P61	027	3.	3.
067	PACS Fil Bias B 4 . VDPRO		PX2.-	-	P618	X09SB---				191SS-38	HPFPU	70	131100 P61	009	3.	3.
090	PACS Fil Bias B 4 . VH		PX2.-	-	P618	X09SB---				191SS-38	HPFPU	70	131100 P61	028	3.	3.
078	PACS Fil Bias B 4 . VL		PX2.-	-	P618	X09SB---				191SS-38	HPFPU	70	131100 P61	010	3.	3.
101	PACS Fil Bias B 4 . VRL		PX2.-	-	P618	X09SB---				191SS-38	HPFPU	70	131100 P61	029	3.	3.
089	PACS Fil Bias B 4 . VCH		PX2.-	-	P618	X09SB---				191SS-38	HPFPU	70	131100 P61	011	3.	3.
055	PACS Fil Bias B 4 . VSS		PX2.-	-	P618	X09SB---				191SS-38	HPFPU	70	131100 P61	030	3.	3.
044	PACS Fil Bias B 4 . VDL		PX2.-	-	P618	X09SB---				191SS-38	HPFPU	70	131100 P61	012	3.	3.
043	PACS Fil Bias B 4 . VINJ		PX2.-	-	P618	X09SB---				191SS-38	HPFPU	70	131100 P61	031	3.	3.
032	PACS Fil Bias B 4 . VGL		PX2.-	-	P618	X09SB---				191SS-38	HPFPU	70	131100 P61	013	3.	3.
066	PACS Fil Bias B 4 . VDD		PX2.-	-	P618	X09SB---				191SS-38	HPFPU	70	131100 P61	032	3.	3.
077	PACS Fil Bias B 4 . GNDBU		PX2.-	-	P618	X09SB---				191SS-38	HPFPU	70	131100 P61	033	3.	3.
065	PACS Fil Bias B 4 . VPRBU		PX2.-	-	P618	X09SB---				191SS-38	HPFPU	70	131100 P61	034	3.	3.
054	PACS Fil Bias B 4 . VGLBU		PX2.-	-	P618	X09SB---				191SS-38	HPFPU	70	131100 P61	016	3.	3.
042	PACS Fil Bias B 4 . VGG		PX2.-	-	P618	X09SB---				191SS-38	HPFPU	70	131100 P61	035	3.	3.
064	PACS Fil Bias B 4 . SH618		PX2.-	-	P618	X09SB---				Cable 618 Shd	HPFPU	70	131100 P61	CH		
-																
041	PACS Fil Bias B 4 . VSSBU		PX2.-	-	P618	X09SB---				021BS-30	HPFPU	70	131100 P61	014	3.	3.
053	PACS Fil Bias B 4 . VDLBU		PX2.-	-	P618	X09SB---				021BS-30	HPFPU	70	131100 P61	015	3.	3.
030	PACS Fil Bias B 4 . S618b		PX2.-	-	P618	X09SB---				Cable 618b Shd	HPFPU	70	131100 P61	CH		
-	NC															
-	NC															
-	NC															
-	NC															
-	NC															
-	NC															
-	NC															

Astrium GmbH	**Pin Allocation List** (Harness)	Doc.No.: HP-2-ASED-IC-0015
Project: HERSCHEL		Issue: 1.0 Date: 21.04.2004
		Sheet: PAL-4 (of 4)

Connector: 211121 J11 **Function:** UFThr 096.8° (PACS XP-08 59,60,61) **Conn.-Type:** 197-011P24-35P (Junct.)

Item: CVVUCR **Location:** 33 / CVV I/F CB Top PFM (CVVUCR) **Backshell:** 128/175_176_01_0A

EMC-Category: 3C/LL Sig H in Cryostat

Pin	Signal Designation	Interface-Code Circuit	Signal	Pos.	Ch. ID	Wiring	Grouping: Shd	Cable	Twist	Comment	Target-Item	Location	Connector	Pin	New
-	NC														
-	NC														
-	NC														
-	NC														
-	NC														
-	NC														
-	NC														
-	NC														
-	NC														
-	NC														
-	NC														
-	NC														
-	NC														
-	NC														
-	NC														
-	NC														
-	NC														
-	NC														
-										No Overall Shd at Junction side					

Astrium GmbH	**Pin Allocation List**	Doc.No.: HP-2-ASED-IC-0015
Project: HERSCHEL	**(Harness)**	Issue: 1.0 Date: 21.04.2004
		Sheet: PAL-1 (of 3)

Connector: 211121 J12 **Function:** UFThr 103.0° (PACS XP-09 62,63) **Conn.-Type:** 197-011P22-35P (Junct.)

Item: CVVUCR **Location:** 33 / CVV I/F CB Top PFM (CVVUCR) **Backshell:** 100/172_173_01_0A

EMC-Category: 3C/LL Sig H in Cryostat

Pin	Signal Designation	Interface-Code Circuit	Signal	Pos.	Ch. ID	Wiring	Grouping: Shd	Cable	Twist	Comment	Target-Item	Location	Connector	Pin	New
086	PACS S01-16 B 5 . REF16		PX1.-	-	P621	TP8SS-38				Steel AWG 38	HPFPU	70	131100 P62	022	
078	PACS S01-16 B 5 . S16		PX1.-	-	P621	TP8SS-38					HPFPU	70	131100 P62	004	
087	PACS S01-16 B 5 . REF15		PX1.-	-	P621	TP8SS-38					HPFPU	70	131100 P62	023	
079	PACS S01-16 B 5 . S15		PX1.-	-	P621	TP8SS-38					HPFPU	70	131100 P62	005	
088	PACS S01-16 B 5 . REF14		PX1.-	-	P621	TP8SS-38					HPFPU	70	131100 P62	024	
080	PACS S01-16 B 5 . S14		PX1.-	-	P621	TP8SS-38					HPFPU	70	131100 P62	006	
089	PACS S01-16 B 5 . REF13		PX1.-	-	P621	TP8SS-38					HPFPU	70	131100 P62	025	
081	PACS S01-16 B 5 . S13		PX1.-	-	P621	TP8SS-38					HPFPU	70	131100 P62	007	3.
069	PACS S01-16 B 5 . REF12		PX1.-	-	P621	TP8SS-38					HPFPU	70	131100 P62	026	
059	PACS S01-16 B 5 . S12		PX1.-	-	P621	TP8SS-38					HPFPU	70	131100 P62	008	
070	PACS S01-16 B 5 . REF11		PX1.-	-	P621	TP8SS-38					HPFPU	70	131100 P62	027	
060	PACS S01-16 B 5 . S11		PX1.-	-	P621	TP8SS-38					HPFPU	70	131100 P62	009	
071	PACS S01-16 B 5 . REF10		PX1.-	-	P621	TP8SS-38					HPFPU	70	131100 P62	028	
061	PACS S01-16 B 5 . S10		PX1.-	-	P621	TP8SS-38					HPFPU	70	131100 P62	010	
072	PACS S01-16 B 5 . REF09		PX1.-	-	P621	TP8SS-38					HPFPU	70	131100 P62	029	
062	PACS S01-16 B 5 . S09		PX1.-	-	P621	TP8SS-38					HPFPU	70	131100 P62	011	
077	PACS S01-16 B 5 . S621b		PX1.-	-	P621	TP8SS-38				Cable 621b Shd	HPFPU	70	131100 P62	CH	
-															
090	PACS S01-16 B 5 . REF08		PX1.-	-	P621	TP8SS-38				Steel AWG 38	HPFPU	70	131100 P62	030	
082	PACS S01-16 B 5 . S08		PX1.-	-	P621	TP8SS-38					HPFPU	70	131100 P62	012	
091	PACS S01-16 B 5 . REF07		PX1.-	-	P621	TP8SS-38					HPFPU	70	131100 P62	031	
083	PACS S01-16 B 5 . S07		PX1.-	-	P621	TP8SS-38					HPFPU	70	131100 P62	013	
092	PACS S01-16 B 5 . REF06		PX1.-	-	P621	TP8SS-38					HPFPU	70	131100 P62	032	
084	PACS S01-16 B 5 . S06		PX1.-	-	P621	TP8SS-38					HPFPU	70	131100 P62	014	
093	PACS S01-16 B 5 . REF05		PX1.-	-	P621	TP8SS-38					HPFPU	70	131100 P62	033	
085	PACS S01-16 B 5 . S05		PX1.-	-	P621	TP8SS-38					HPFPU	70	131100 P62	015	3.
073	PACS S01-16 B 5 . REF04		PX1.-	-	P621	TP8SS-38					HPFPU	70	131100 P62	034	
063	PACS S01-16 B 5 . S04		PX1.-	-	P621	TP8SS-38					HPFPU	70	131100 P62	016	
074	PACS S01-16 B 5 . REF03		PX1.-	-	P621	TP8SS-38					HPFPU	70	131100 P62	035	
064	PACS S01-16 B 5 . S03		PX1.-	-	P621	TP8SS-38					HPFPU	70	131100 P62	017	
075	PACS S01-16 B 5 . REF02		PX1.-	-	P621	TP8SS-38					HPFPU	70	131100 P62	036	
065	PACS S01-16 B 5 . S02		PX1.-	-	P621	TP8SS-38					HPFPU	70	131100 P62	018	
076	PACS S01-16 B 5 . REF01		PX1.-	-	P621	TP8SS-38					HPFPU	70	131100 P62	037	
066	PACS S01-16 B 5 . S01		PX1.-	-	P621	TP8SS-38					HPFPU	70	131100 P62	019	
097	PACS S01-16 B 5 . S621c		PX1.-	-	P621	TP8SS-38				Cable 621c Shd	HPFPU	70	131100 P62	CH	
-															
008	PACS FL Clock B 5 . VGDEC		PX6.-	-	P624	111SS-38				Steel 111SS-38	HPFPU	70	131100 P63	001	3.
009	PACS FL Clock B 5 . VSEL		PX6.-	-	P624	111SS-38					HPFPU	70	131100 P63	020	
010	PACS FL Clock B 5 . VGSEL		PX6.-	-	P624	111SS-38					HPFPU	70	131100 P63	002	
011	PACS FL Clock B 5 . AD6		PX6.-	-	P624	111SS-38					HPFPU	70	131100 P63	021	3.

Astrium GmbH	**Pin Allocation List**	Doc.No.: HP-2-ASED-IC-0015
Project: HERSCHEL	**(Harness)**	Issue: 1.0 Date: 21.04.2004
		Sheet: PAL-2 (of 3)

Connector: 211121 J12 **Function:** UFThr 103.0° (PACS XP-09 62,63) **Conn.-Type:** 197-011P22-35P (Junct.)

Item: CVVUCR **Location:** 33 / CVV I/F CB Top PFM (CVVUCR) **Backshell:** 100/172_173_01_0A

EMC-Category: 3C/LL Sig H in Cryostat

Pin	Signal Designation	Interface-Code Circuit	Signal	Pos.	Ch. ID	Wiring	Grouping: Shd	Cable	Twist	Comment	Target-Item	Location	Connector	Pin	New	
017	PACS FL Clock B 5 . AD5		PX6.-	-	P624	111SS-38					HPFPU	70	131100 P63	003		
018	PACS FL Clock B 5 . AD4		PX6.-	-	P624	111SS-38					HPFPU	70	131100 P63	022		
019	PACS FL Clock B 5 . AD3		PX6.-	-	P624	111SS-38					HPFPU	70	131100 P63	004		
020	PACS FL Clock B 5 . AD2		PX6.-	-	P624	111SS-38					HPFPU	70	131100 P63	023		
029	PACS FL Clock B 5 . AD1		PX6.-	-	P624	111SS-38					HPFPU	70	131100 P63	005		
030	PACS FL Clock B 5 . AD0		PX6.-	-	P624	111SS-38					HPFPU	70	131100 P63	024		
016	PACS FL Clock B 5 . SH624		PX6.-	-	P624	111SS-38				Cable 624 Shd	HPFPU	70	131100 P63	CH		
-																
001	PACS Fil LL CLK B 5 . VSMS		PX4.-	-	P623	031SS-38				Steel 031SS38	HPFPU	70	131100 P63	006		
002	PACS Fil LL CLK B 5 . CKRI		PX4.-	-	P623	031SS-38					HPFPU	70	131100 P63	025	3.	
003	PACS Fil LL CLK B 5 . VDECX		PX4.-	-	P623	031SS-38					HPFPU	70	131100 P63	007		
004	PACS Fil LL CLK B 5 . SH623		PX4.-	-	P623	031SS-38				Cable 623 Shd	HPFPU	70	131100 P63	CH		
-																
012	PACS Fil Bias B 5 . VHB		PX2.-	-	P622	X09SB---				191SS-38	HPFPU	70	131100 P63	026	3.	3.
013	PACS Fil Bias B 5 . VTRIL		PX2.-	-	P622	X09SB---				191SS-38	HPFPU	70	131100 P63	008	3.	3.
014	PACS Fil Bias B 5 . GNDCL		PX2.-	-	P622	X09SB---				191SS-38	HPFPU	70	131100 P63	027	3.	3.
015	PACS Fil Bias B 5 . VDPRO		PX2.-	-	P622	X09SB---				191SS-38	HPFPU	70	131100 P63	009	3.	3.
021	PACS Fil Bias B 5 . VH		PX2.-	-	P622	X09SB---				191SS-38	HPFPU	70	131100 P63	028	3.	3.
022	PACS Fil Bias B 5 . VL		PX2.-	-	P622	X09SB---				191SS-38	HPFPU	70	131100 P63	010	3.	3.
023	PACS Fil Bias B 5 . VRL		PX2.-	-	P622	X09SB---				191SS-38	HPFPU	70	131100 P63	029	3.	3.
024	PACS Fil Bias B 5 . VCH		PX2.-	-	P622	X09SB---				191SS-38	HPFPU	70	131100 P63	011	3.	3.
031	PACS Fil Bias B 5 . VSS		PX2.-	-	P622	X09SB---				191SS-38	HPFPU	70	131100 P63	030	3.	3.
032	PACS Fil Bias B 5 . VDL		PX2.-	-	P622	X09SB---				191SS-38	HPFPU	70	131100 P63	012	3.	3.
033	PACS Fil Bias B 5 . VINJ		PX2.-	-	P622	X09SB---				191SS-38	HPFPU	70	131100 P63	031	3.	3.
034	PACS Fil Bias B 5 . VGL		PX2.-	-	P622	X09SB---				191SS-38	HPFPU	70	131100 P63	013	3.	3.
042	PACS Fil Bias B 5 . VDD		PX2.-	-	P622	X09SB---				191SS-38	HPFPU	70	131100 P63	032	3.	3.
043	PACS Fil Bias B 5 . GNDBU		PX2.-	-	P622	X09SB---				191SS-38	HPFPU	70	131100 P63	033	3.	3.
044	PACS Fil Bias B 5 . VPRBU		PX2.-	-	P622	X09SB---				191SS-38	HPFPU	70	131100 P63	034	3.	3.
045	PACS Fil Bias B 5 . VGLBU		PX2.-	-	P622	X09SB---				191SS-38	HPFPU	70	131100 P63	016	3.	3.
041	PACS Fil Bias B 5 . VGG		PX2.-	-	P622	X09SB---				191SS-38	HPFPU	70	131100 P63	035	3.	3.
052	PACS Fil Bias B 5 . SH622		PX2.-	-	P622	X09SB---				Cable 622	HPFPU	70	131100 P63	CH		
-																
005	PACS Fil Bias B 5 . VSSBU		PX2.-	-	P622	X09SB---				021BS-30	HPFPU	70	131100 P63	014	3.	3.
006	PACS Fil Bias B 5 . VDLBU		PX2.-	-	P622	X09SB---					HPFPU	70	131100 P63	015	3.	3.
007	PACS Fil Bias B 5 . S622b		PX2.-	-	P622	X09SB---				Cable 622b Shd	HPFPU	70	131100 P63	CH		
-	NC															
-	NC															
-	NC															

Astrium GmbH	**Pin Allocation List** (Harness)	Doc.No.: HP-2-ASED-IC-0015
Project: HERSCHEL		Issue: 1.0 Date: 21.04.2004
		Sheet: PAL-3 (of 3)

Connector: 211121 J12 **Function:** UFThr 103.0° (PACS XP-09 62,63) **Conn.-Type:** 197-011P22-35P (Junct.)

Item: CVVUCR **Location:** 33 / CVV I/F CB Top PFM (CVVUCR) **Backshell:** 100/172_173_01_0A

EMC-Category: 3C/LL Sig H in Cryostat

Pin	Signal Designation	Interface-Code Circuit	Signal	Pos.	Ch. ID	Wiring	Grouping: Shd	Cable	Twist	Comment	Target-Item	Location	Connector	Pin	New
-	NC														
-	NC														
-	NC														
-	NC														
-	NC														
-	NC														
-	NC														
-	NC														
-	NC														
-	NC														
-	NC														
-	NC														
-	NC														
-	NC														
-	NC														
-	NC														
-	NC														
-	NC														
-	NC														
-	NC														
-	NC														
-										No Overall Shd at Junction side					

Astrium GmbH	**Pin Allocation List**	Doc.No.: HP-2-ASED-IC-0015
Project: HERSCHEL	**(Harness)**	Issue: 1.0 Date: 21.04.2004
		Sheet: PAL-1 (of 3)

Connector: 211121 J13 **Function:** UFThr 109.2° (PACS XP-10 64,65) **Conn.-Type:** 197-011P22-35P (Junct.)

Item: CVVUCR **Location:** 33 / CVV I/F CB Top PFM (CVVUCR) **Backshell:** 100/172_173_01_0A

EMC-Category: 3C/LL Sig H in Cryostat

Pin	Signal Designation	Interface-Code Circuit	Signal	Pos.	Ch. ID	Wiring	Grouping: Shd	Cable	Twist	Comment	Target-Item	Location	Connector	Pin	New
086	PACS S01-16 B 6 . REF16		PX1.-	-	P625	TP8SS-38				Steel AWG 38	HPFPU	70	131100 P64	022	
078	PACS S01-16 B 6 . S16		PX1.-	-	P625	TP8SS-38					HPFPU	70	131100 P64	004	
087	PACS S01-16 B 6 . REF15		PX1.-	-	P625	TP8SS-38					HPFPU	70	131100 P64	023	
079	PACS S01-16 B 6 . S15		PX1.-	-	P625	TP8SS-38					HPFPU	70	131100 P64	005	
088	PACS S01-16 B 6 . REF14		PX1.-	-	P625	TP8SS-38					HPFPU	70	131100 P64	024	
080	PACS S01-16 B 6 . S14		PX1.-	-	P625	TP8SS-38					HPFPU	70	131100 P64	006	
089	PACS S01-16 B 6 . REF13		PX1.-	-	P625	TP8SS-38					HPFPU	70	131100 P64	025	
081	PACS S01-16 B 6 . S13		PX1.-	-	P625	TP8SS-38					HPFPU	70	131100 P64	007	3.
069	PACS S01-16 B 6 . REF12		PX1.-	-	P625	TP8SS-38					HPFPU	70	131100 P64	026	
059	PACS S01-16 B 6 . S12		PX1.-	-	P625	TP8SS-38					HPFPU	70	131100 P64	008	
070	PACS S01-16 B 6 . REF11		PX1.-	-	P625	TP8SS-38					HPFPU	70	131100 P64	027	
060	PACS S01-16 B 6 . S11		PX1.-	-	P625	TP8SS-38					HPFPU	70	131100 P64	009	
071	PACS S01-16 B 6 . REF10		PX1.-	-	P625	TP8SS-38					HPFPU	70	131100 P64	028	
061	PACS S01-16 B 6 . S10		PX1.-	-	P625	TP8SS-38					HPFPU	70	131100 P64	010	
072	PACS S01-16 B 6 . REF09		PX1.-	-	P625	TP8SS-38					HPFPU	70	131100 P64	029	
062	PACS S01-16 B 6 . S09		PX1.-	-	P625	TP8SS-38					HPFPU	70	131100 P64	011	
077	PACS S01-16 B 6 . S625b		PX1.-	-	P625	TP8SS-38				Cable 625b Shd	HPFPU	70	131100 P64	CH	
-															
090	PACS S01-16 B 6 . REF08		PX1.-	-	P625	TP8SS-38				Steel AWG 38	HPFPU	70	131100 P64	030	
082	PACS S01-16 B 6 . S08		PX1.-	-	P625	TP8SS-38					HPFPU	70	131100 P64	012	
091	PACS S01-16 B 6 . REF07		PX1.-	-	P625	TP8SS-38					HPFPU	70	131100 P64	031	
083	PACS S01-16 B 6 . S07		PX1.-	-	P625	TP8SS-38					HPFPU	70	131100 P64	013	
092	PACS S01-16 B 6 . REF06		PX1.-	-	P625	TP8SS-38					HPFPU	70	131100 P64	032	
084	PACS S01-16 B 6 . S06		PX1.-	-	P625	TP8SS-38					HPFPU	70	131100 P64	014	
093	PACS S01-16 B 6 . REF05		PX1.-	-	P625	TP8SS-38					HPFPU	70	131100 P64	033	
085	PACS S01-16 B 6 . S05		PX1.-	-	P625	TP8SS-38					HPFPU	70	131100 P64	015	3.
073	PACS S01-16 B 6 . REF04		PX1.-	-	P625	TP8SS-38					HPFPU	70	131100 P64	034	
063	PACS S01-16 B 6 . S04		PX1.-	-	P625	TP8SS-38					HPFPU	70	131100 P64	016	
074	PACS S01-16 B 6 . REF03		PX1.-	-	P625	TP8SS-38					HPFPU	70	131100 P64	035	
064	PACS S01-16 B 6 . S03		PX1.-	-	P625	TP8SS-38					HPFPU	70	131100 P64	017	
075	PACS S01-16 B 6 . REF02		PX1.-	-	P625	TP8SS-38					HPFPU	70	131100 P64	036	
065	PACS S01-16 B 6 . S02		PX1.-	-	P625	TP8SS-38					HPFPU	70	131100 P64	018	
076	PACS S01-16 B 6 . REF01		PX1.-	-	P625	TP8SS-38					HPFPU	70	131100 P64	037	
066	PACS S01-16 B 6 . S01		PX1.-	-	P625	TP8SS-38					HPFPU	70	131100 P64	019	
097	PACS S01-16 B 6 . S625c		PX1.-	-	P625	TP8SS-38				Cable 625c Shd	HPFPU	70	131100 P64	CH	
-															
008	PACS FL Clock B 6 . VGDEC		PX6.-	-	P628	111SS-38				Steel 111SS38	HPFPU	70	131100 P65	001	
009	PACS FL Clock B 6 . VSEL		PX6.-	-	P628	111SS-38					HPFPU	70	131100 P65	020	
010	PACS FL Clock B 6 . VGSEL		PX6.-	-	P628	111SS-38					HPFPU	70	131100 P65	002	
011	PACS FL Clock B 6 . AD6		PX6.-	-	P628	111SS-38					HPFPU	70	131100 P65	021	

Pin Allocation List

(Harness)

Connector: 211121 J13 **Function:** UFThr 109.2° (PACS XP-10 64,65) **Conn.-Type:** 197-011P22-35P (Junct.)

Item: CVVUCR **Location:** 33 / CVV I/F CB Top PFM (CVVUCR) **Backshell:** 100/172_173_01_0A

EMC-Category: 3C/LL Sig H in Cryostat

Pin	Signal Designation	Interface-Code Circuit	Signal	Pos.	Ch. ID	Wiring	Grouping: Shd	Cable	Twist	Comment	Target-Item	Location	Connector	Pin	New	
017	PACS FL Clock B 6 . AD5		PX6.-	-	P628	111SS-38					HPFPU	70	131100 P65	003	3.	
018	PACS FL Clock B 6 . AD4		PX6.-	-	P628	111SS-38					HPFPU	70	131100 P65	022		
019	PACS FL Clock B 6 . AD3		PX6.-	-	P628	111SS-38					HPFPU	70	131100 P65	004		
020	PACS FL Clock B 6 . AD2		PX6.-	-	P628	111SS-38					HPFPU	70	131100 P65	023		
029	PACS FL Clock B 6 . AD1		PX6.-	-	P628	111SS-38					HPFPU	70	131100 P65	005		
030	PACS FL Clock B 6 . AD0		PX6.-	-	P628	111SS-38					HPFPU	70	131100 P65	024		
016	PACS FL Clock B 6 . SH628		PX6.-	-	P628	111SS-38				Cable 628 Shd	HPFPU	70	131100 P65	CH		
-																
001	PACS Fill LL CLK B 6 . VSMS		PX4.-	-	P627	031SS-38				Steel 031SS38	HPFPU	70	131100 P65	006		
002	PACS Fill LL CLK B 6 . CKRI		PX4.-	-	P627	031SS-38					HPFPU	70	131100 P65	025	3.	
003	PACS Fill LL CLK B 6 . VDECX		PX4.-	-	P627	031SS-38					HPFPU	70	131100 P65	007		
004	PACS Fill LL CLK B 6 . SH627		PX4.-	-	P627	031SS-38				Cable 627 Shd	HPFPU	70	131100 P65	CH		
-																
012	PACS Fil Bias B 6 . VHB		PX2.-	-	P626	X09SB---				191SS-38	HPFPU	70	131100 P65	026	3.	3.
013	PACS Fil Bias B 6 . VTRIL		PX2.-	-	P626	X09SB---				191SS-38	HPFPU	70	131100 P65	008	3.	3.
014	PACS Fil Bias B 6 . GNDCL		PX2.-	-	P626	X09SB---				191SS-38	HPFPU	70	131100 P65	027	3.	3.
015	PACS Fil Bias B 6 . VDPRO		PX2.-	-	P626	X09SB---				191SS-38	HPFPU	70	131100 P65	009	3.	3.
021	PACS Fil Bias B 6 . VH		PX2.-	-	P626	X09SB---				191SS-38	HPFPU	70	131100 P65	028	3.	3.
022	PACS Fil Bias B 6 . VL		PX2.-	-	P626	X09SB---				191SS-38	HPFPU	70	131100 P65	010	3.	3.
023	PACS Fil Bias B 6 . VRL		PX2.-	-	P626	X09SB---				191SS-38	HPFPU	70	131100 P65	029	3.	3.
024	PACS Fil Bias B 6 . VCH		PX2.-	-	P626	X09SB---				191SS-38	HPFPU	70	131100 P65	011	3.	3.
031	PACS Fil Bias B 6 . VSS		PX2.-	-	P626	X09SB---				191SS-38	HPFPU	70	131100 P65	030	3.	3.
032	PACS Fil Bias B 6 . VDL		PX2.-	-	P626	X09SB---				191SS-38	HPFPU	70	131100 P65	012	3.	3.
033	PACS Fil Bias B 6 . VINJ		PX2.-	-	P626	X09SB---				191SS-38	HPFPU	70	131100 P65	031	3.	3.
034	PACS Fil Bias B 6 . VGL		PX2.-	-	P626	X09SB---				191SS-38	HPFPU	70	131100 P65	013	3.	3.
042	PACS Fil Bias B 6 . VDD		PX2.-	-	P626	X09SB---				191SS-38	HPFPU	70	131100 P65	032	3.	3.
043	PACS Fil Bias B 6 . GNDBU		PX2.-	-	P626	X09SB---				191SS-38	HPFPU	70	131100 P65	033	3.	3.
044	PACS Fil Bias B 6 . VPRBU		PX2.-	-	P626	X09SB---				191SS-38	HPFPU	70	131100 P65	034	3.	3.
045	PACS Fil Bias B 6 . VGLBU		PX2.-	-	P626	X09SB---				191SS-38	HPFPU	70	131100 P65	016	3.	3.
041	PACS Fil Bias B 6 . VGG		PX2.-	-	P626	X09SB---				191SS-38	HPFPU	70	131100 P65	035	3.	3.
052	PACS Fil Bias B 6 . SH626		PX2.-	-	P626	X09SB---				Cable 626 Shd	HPFPU	70	131100 P65	CH		
-																
005	PACS Fil Bias B 6 . VSSBU		PX2.-	-	P626	X09SB---				021BS-30	HPFPU	70	131100 P65	014	3.	3.
006	PACS Fil Bias B 6 . VDLBU		PX2.-	-	P626	X09SB---					HPFPU	70	131100 P65	015	3.	3.
007	PACS Fil Bias B 6 . S626b		PX2.-	-	P626	X09SB---				Cable 626b Shd	HPFPU	70	131100 P65	CH		
-	NC															
-	NC															
-	NC															

Astrium GmbH	**Pin Allocation List** (Harness)	Doc.No.: HP-2-ASED-IC-0015
Project: HERSCHEL		Issue: 1.0 Date: 21.04.2004
		Sheet: PAL-3 (of 3)

Connector: 211121 J13 **Function:** UFThr 109.2° (PACS XP-10 64,65) **Conn.-Type:** 197-011P22-35P (Junct.)

Item: CVVUCR **Location:** 33 / CVV I/F CB Top PFM (CVVUCR) **Backshell:** 100/172_173_01_0A

EMC-Category: 3C/LL Sig H in Cryostat

Pin	Signal Designation	Interface-Code Circuit	Signal	Pos.	Ch. ID	Wiring	Grouping: Shd	Cable	Twist	Comment	Target-Item	Location	Connector	Pin	New
-	NC														
-	NC														
-	NC														
-	NC														
-	NC														
-	NC														
-	NC														
-	NC														
-	NC														
-	NC														
-	NC														
-	NC														
-	NC														
-	NC														
-	NC														
-	NC														
-	NC														
-	NC														
-	NC														
-	NC														
-	NC														
-	NC														
-										No Overall Shd at Junction side					

Astrium GmbH	**Pin Allocation List**	Doc.No.: HP-2-ASED-IC-0015
Project: HERSCHEL	**(Harness)**	Issue: 1.0 Date: 21.04.2004
		Sheet: PAL-1 (of 3)

Connector: 211121 J14 **Function:** UFThr 125.9° (PACS XP-11 66,68) **Conn.-Type:** 197-011P22-35P (Junct.)

Item: CVVUCR **Location:** 33 / CVV I/F CB Top PFM (CVVUCR) **Backshell:** 100/172_173_01_0A

EMC-Category: 2C/Sig H in Cryostat

		Interface-Code					Grouping:								
Pin	**Signal Designation**	**Circuit**	**Signal**	**Pos.**	**Ch. ID**	**Wiring**	**Shd**	**Cable**	**Twist**	**Comment**	**Target-Item**	**Location**	**Connector**	**Pin**	**New**
041	PACS Co M SP Temp . SENS		PBT.-	-	P629	TP2SS-38	1			Steel 2 xTP38 + Shd	HPFPU	70	3C 131100 P68	001	
031	PACS Co M SP Temp . SENRT		PBT.-	-	P629	TP2SS-38	1				HPFPU	70	3C 131100 P68	002	
042	PACS Co M SP Temp . DRV		PBT.-	-	P629	TP2SS-38	1			H02-2138SS	HPFPU	70	3C 131100 P68	020	
032	PACS Co M SP Temp . DRVRT		PBT.-	-	P629	TP2SS-38	1				HPFPU	70	3C 131100 P68	021	
033	PACS Co M SP Temp . SH629		PBT.-	-	P629	TP2SS-38	1			Cable 629 Shd	HPFPU	70	3C 131100 P68	CH	
-															
090	PACS Co M EV Temp . SENS		PBT.-	-	P630	TP2SS-38	2			Steel 2 xTP38 + Shd	HPFPU	70	3C 131100 P68	004	
082	PACS Co M EV Temp . SENRT		PBT.-	-	P630	TP2SS-38	2				HPFPU	70	3C 131100 P68	005	
091	PACS Co M EV Temp . DRV		PBT.-	-	P630	TP2SS-38	2			H02-2138SS	HPFPU	70	3C 131100 P68	022	
083	PACS Co M EV Temp . DRVRT		PBT.-	-	P630	TP2SS-38	2				HPFPU	70	3C 131100 P68	023	
084	PACS Co M EV Temp . SH630		PBT.-	-	P630	TP2SS-38	2			Cable 630 Shd	HPFPU	70	3C 131100 P68	CH	
-															
088	PACS Co M HSP Pump Temp . SENS		PBT.-	-	P631	TP2SS-38	3			Steel 2 xTP38 + Shd	HPFPU	70	3C 131100 P68	006	
080	PACS Co M HSP Pump Temp . SENRT		PBT.-	-	P631	TP2SS-38	3				HPFPU	70	3C 131100 P68	007	
089	PACS Co M HSP Pump Temp . DRV		PBT.-	-	P631	TP2SS-38	3			H02-2138SS	HPFPU	70	3C 131100 P68	025	
081	PACS Co M HSP Pump Temp . DRVRT		PBT.-	-	P631	TP2SS-38	3				HPFPU	70	3C 131100 P68	026	
087	PACS Co M HSP Pump Temp . SH631		PBT.-	-	P631	TP2SS-38	3			Cable 631 Shd	HPFPU	70	3C 131100 P68	CH	
-															
070	PACS Co M HSE Pump Temp . SENS		PBT.-	-	P632	TP2SS-38	4			Steel 2 xTP38 + Shd	HPFPU	70	3C 131100 P68	009	
060	PACS Co M HSE Pump Temp . SENRT		PBT.-	-	P632	TP2SS-38	4				HPFPU	70	3C 131100 P68	010	
071	PACS Co M HSE Pump Temp . DRV		PBT.-	-	P632	TP2SS-38	4				HPFPU	70	3C 131100 P68	027	
061	PACS Co M HSE Pump Temp . DRVRT		PBT.-	-	P632	TP2SS-38	4				HPFPU	70	3C 131100 P68	028	
069	PACS Co M HSE Pump Temp . SH632		PBT.-	-	P632	TP2SS-38	4			Cable 632 Shd	HPFPU	70	3C 131100 P68	CH	
-															
049	PACS CO M Shunt Temp . SENS		PBT.-	-	P633	TP2SS-38	5			Steel 2 xTP38 + Shd	HPFPU	70	3C 131100 P68	011	
039	PACS CO M Shunt Temp . SENRT		PBT.-	-	P633	TP2SS-38	5				HPFPU	70	3C 131100 P68	012	
050	PACS CO M Shunt Temp . DRV		PBT.-	-	P633	TP2SS-38	5			H02-2138SS	HPFPU	70	3C 131100 P68	030	
040	PACS CO M Shunt Temp . DRVRT		PBT.-	-	P633	TP2SS-38	5				HPFPU	70	3C 131100 P68	031	
048	PACS CO M Shunt Temp . SH633		PBT.-	-	P633	TP2SS-38	5			Cable 633 Shd	HPFPU	70	3C 131100 P68	CH	
-															
073	PACS CO M Heat . SPSEN		PBH.-	-	P634	TP6BS-30	6			Brass 6x TP30 +Shd	HPFPU	70	3C 131100 P68	032	
063	PACS CO M Heat . SPSRT		PBH.-	-	P634	TP6BS-30	6				HPFPU	70	3C 131100 P68	033	
074	PACS CO M Heat . SPDRV		PBH.-	-	P634	TP6BS-30	6				HPFPU	70	3C 131100 P68	014	
064	PACS CO M Heat . SPDRT		PBH.-	-	P634	TP6BS-30	6				HPFPU	70	3C 131100 P68	015	
075	PACS CO M Heat . HSESE		PBH.-	-	P634	TP6BS-30	6			H06-02130BS	HPFPU	70	3C 131100 P68	034	
065	PACS CO M Heat . HSESR		PBH.-	-	P634	TP6BS-30	6				HPFPU	70	3C 131100 P68	035	
076	PACS CO M Heat . HSEDV		PBH.-	-	P634	TP6BS-30	6				HPFPU	70	3C 131100 P68	016	
066	PACS CO M Heat . HSEDR		PBH.-	-	P634	TP6BS-30	6				HPFPU	70	3C 131100 P68	017	
052	PACS CO M Heat . HSPSE		PBH.-	-	P634	TP6BS-30	6				HPFPU	70	3C 131100 P68	036	

Astrium GmbH	**Pin Allocation List** (Harness)	Doc.No.: HP-2-ASED-IC-0015
Project: HERSCHEL		Issue: 1.0 Date: 21.04.2004
		Sheet: PAL-2 (of 3)

Connector: 211121 J14 **Function:** UFThr 125.9° (PACS XP-11 66,68) **Conn.-Type:** 197-011P22-35P (Junct.)

Item: CVVUCR **Location:** 33 / CVV I/F CB Top PFM (CVVUCR) **Backshell:** 100/172_173_01_0A

EMC-Category: 2C/Sig H in Cryostat

Pin	Signal Designation	Interface-Code Circuit	Signal	Pos.	Ch. ID	Wiring	Grouping: Shd	Cable	Twist	Comment	Target-Item	Location	Connector	Pin	New
053	PACS CO M Heat . HSPSR		PBH.-	-	P634	TP6BS-30	6				HPFPU	70	3C 131100 P68	037	
054	PACS CO M Heat . HSPDV		PBH.-	-	P634	TP6BS-30	6				HPFPU	70	3C 131100 P68	018	
055	PACS CO M Heat . HSPDR		PBH.-	-	P634	TP6BS-30	6				HPFPU	70	3C 131100 P68	019	
045	PACS CO M Heat . SH634		PBH.-	-	P634	TP6BS-30	6			Cable 634 Shd	HPFPU	70	3C 131100 P68	CH	
-															
018	PACS FPU 1 M Temp . SENS		PBT.-	-	P641	TP2SS-38	7			Steel 2 xTP38 + Shd	HPFPU	70	3C 131100 P66	001	
010	PACS FPU 1 M Temp . SENRT		PBT.-	-	P641	TP2SS-38	7				HPFPU	70	3C 131100 P66	002	
019	PACS FPU 1 M Temp . DRV		PBT.-	-	P641	TP2SS-38	7			H02-2138SS	HPFPU	70	3C 131100 P66	020	
011	PACS FPU 1 M Temp . DRVRT		PBT.-	-	P641	TP2SS-38	7				HPFPU	70	3C 131100 P66	021	
017	PACS FPU 1 M Temp . SH641		PBT.-	-	P641	TP2SS-38	7			Cable 641 Shd	HPFPU	70	3C 131100 P66	CH	
-															
029	PACS FPU 2 M Temp . SENS		PBT.-	-	P642	TP2SS-38	8			Steel 2 xTP38 + Shd	HPFPU	70	3C 131100 P66	004	
020	PACS FPU 2 M Temp . SENRT		PBT.-	-	P642	TP2SS-38	8				HPFPU	70	3C 131100 P66	005	
030	PACS FPU 2 M Temp . DRV		PBT.-	-	P642	TP2SS-38	8			H02-2138SS	HPFPU	70	3C 131100 P66	022	
021	PACS FPU 2 M Temp . DRVRT		PBT.-	-	P642	TP2SS-38	8				HPFPU	70	3C 131100 P66	023	
028	PACS FPU 2 M Temp . SH642		PBT.-	-	P642	TP2SS-38	8			Cable 642 Shd	HPFPU	70	3C 131100 P66	CH	
-															
004	PACS FPU M Struc Temp . SENS		PBT.-	-	P643	TP2SS-38	9			Steel 2 xTP38 + Shd	HPFPU	70	3C 131100 P66	006	
005	PACS FPU M Struc Temp . SENRT		PBT.-	-	P643	TP2SS-38	9				HPFPU	70	3C 131100 P66	007	
006	PACS FPU M Struc Temp . DRV		PBT.-	-	P643	TP2SS-38	9			H02-2138SS	HPFPU	70	3C 131100 P66	025	
007	PACS FPU M Struc Temp . DRVRT		PBT.-	-	P643	TP2SS-38	9				HPFPU	70	3C 131100 P66	026	
003	PACS FPU M Struc Temp . SH643		PBT.-	-	P643	TP2SS-38	9			Cable 643 Shd	HPFPU	70	3C 131100 P66	CH	
-															
023	PACS FPU M Heat . SENS		PBF.-	-	P644	TP2BS-30	10			Brass 2 xTP30 + Shd	HPFPU	70	3C 131100 P66	009	
014	PACS FPU M Heat . SENRT		PBF.-	-	P644	TP2BS-30	10				HPFPU	70	3C 131100 P66	010	
024	PACS FPU M Heat . DRV		PBF.-	-	P644	TP2BS-30	10			H02-2138SS	HPFPU	70	3C 131100 P66	027	
015	PACS FPU M Heat . DRVRT		PBF.-	-	P644	TP2BS-30	10				HPFPU	70	3C 131100 P66	028	
013	PACS FPU M Heat . SH644		PBF.-	-	P644	TP2BS-30	10			Cable 644 Shd	HPFPU	70	3C 131100 P66	CH	
-	NC														
-	NC														
-	NC														
-	NC														
-	NC														
-	NC														
-	NC														
-	NC														
-	NC														
-	NC														
-	NC														

Astrium GmbH	# Pin Allocation List	Doc.No.: HP-2-ASED-IC-0015
Project: HERSCHEL	**(Harness)**	Issue: 1.0 Date: 21.04.2004
		Sheet: PAL-3 (of 3)

Connector: 211121 J14
Item: CVVUCR
EMC-Category: 2C/Sig H in Cryostat

Function: UFThr 125.9° (PACS XP-11 66,68)
Location: 33 / CVV I/F CB Top PFM (CVVUCR)

Conn.-Type: 197-011P22-35P (Junct.)
Backshell: 100/172_173_01_0A

Pin	Signal Designation	Interface-Code Circuit	Signal	Pos.	Ch. ID	Wiring	Grouping: Shd	Cable	Twist	Comment	Target-Item	Location	Connector	Pin	New
-	NC														
-	NC														
-	NC														
-	NC														
-	NC														
-	NC														
-	NC														
-	NC														
-	NC														
-	NC														
-	NC														
-	NC														
-	NC														
-	NC														
-	NC														
-	NC														
-	NC														
-	NC														
-	NC														
-	NC														
-	NC														
-	NC														
-	NC														
-	NC														
-	NC														
-	NC														
-	NC														
-	NC														
-	NC														
-	NC														
-	NC										No Overall Shield at Junction side					

Astrium GmbH	**Pin Allocation List**	Doc.No.: HP-2-ASED-IC-0015
Project: HERSCHEL	**(Harness)**	Issue: 1.0 Date: 21.04.2004
		Sheet: PAL-1 (of 3)

Connector: 211121 J15 **Function:** UFThr 132.1° (PACS XP-12 67,69) **Conn.-Type:** 197-011P22-35P (Junct.)

Item: CVVUCR **Location:** 33 / CVV I/F CB Top PFM (CVVUCR) **Backshell:** 100/172_173_01_0A

EMC-Category: 2C/Sig H in Cryostat

Pin	Signal Designation	Interface-Code Circuit	Signal	Pos.	Ch. ID	Wiring	Grouping: Shd	Cable	Twist	Comment	Target-Item	Location	Connector	Pin	New
041	PACS Co R SP Temp . SENS		PBT.-	-	P635	TP2SS-38				Steel 2 xTP38 + Shd	HPFPU	70	3C 131100 P69	001	
031	PACS Co R SP Temp . SENRT		PBT.-	-	P635	TP2SS-38					HPFPU	70	3C 131100 P69	002	
042	PACS Co R SP Temp . DRV		PBT.-	-	P635	TP2SS-38				H02-2138SS	HPFPU	70	3C 131100 P69	020	
032	PACS Co R SP Temp . DRVRT		PBT.-	-	P635	TP2SS-38					HPFPU	70	3C 131100 P69	021	
033	PACS Co R SP Temp . SH635		PBT.-	-	P635	TP2SS-38				Cable 635 Shd	HPFPU	70	3C 131100 P69	CH	
-															
090	PACS Co R EV Temp . SENS		PBT.-	-	P636	TP2SS-38				Steel 2 xTP38 + Shd	HPFPU	70	3C 131100 P69	004	
082	PACS Co R EV Temp . SENRT		PBT.-	-	P636	TP2SS-38					HPFPU	70	3C 131100 P69	005	
091	PACS Co R EV Temp . DRV		PBT.-	-	P636	TP2SS-38				H02-2138SS	HPFPU	70	3C 131100 P69	022	
083	PACS Co R EV Temp . DRVRT		PBT.-	-	P636	TP2SS-38					HPFPU	70	3C 131100 P69	023	
084	PACS Co R EV Temp . SH636		PBT.-	-	P636	TP2SS-38				Cable 636 Shd	HPFPU	70	3C 131100 P69	CH	
-															
088	PACS Co R HSP Pump Temp . SENS		PBT.-	-	P637	TP2SS-38				Steel 2 xTP38 + Shd	HPFPU	70	3C 131100 P69	006	
080	PACS Co R HSP Pump Temp . SENRT		PBT.-	-	P637	TP2SS-38					HPFPU	70	3C 131100 P69	007	
089	PACS Co R HSP Pump Temp . DRV		PBT.-	-	P637	TP2SS-38				H02-2138SS	HPFPU	70	3C 131100 P69	025	
081	PACS Co R HSP Pump Temp . DRVRT		PBT.-	-	P637	TP2SS-38					HPFPU	70	3C 131100 P69	026	
087	PACS Co R HSP Pump Temp . SH637		PBT.-	-	P637	TP2SS-38				Cable 637 Shd	HPFPU	70	3C 131100 P69	CH	
-															
070	PACS Co R HSE Pump Temp . SENS		PBT.-	-	P638	TP2SS-38				Steel 2 xTP38 + Shd	HPFPU	70	3C 131100 P69	009	
060	PACS Co R HSE Pump Temp . SENRT		PBT.-	-	P638	TP2SS-38					HPFPU	70	3C 131100 P69	010	
071	PACS Co R HSE Pump Temp . DRV		PBT.-	-	P638	TP2SS-38				H02-2138SS	HPFPU	70	3C 131100 P69	027	
061	PACS Co R HSE Pump Temp . DRVRT		PBT.-	-	P638	TP2SS-38					HPFPU	70	3C 131100 P69	028	
069	PACS Co R HSE Pump Temp . SH638		PBT.-	-	P638	TP2SS-38				Cable 638 Shd	HPFPU	70	3C 131100 P69	CH	
-															
049	PACS Co R Shunt Temp . SENS		PBT.-	-	P639	TP2SS-38				Steel 2 xTP38 + Shd	HPFPU	70	3C 131100 P69	011	
039	PACS Co R Shunt Temp . SENRT		PBT.-	-	P639	TP2SS-38					HPFPU	70	3C 131100 P69	012	
050	PACS Co R Shunt Temp . DRV		PBT.-	-	P639	TP2SS-38				H02-2138SS	HPFPU	70	3C 131100 P69	030	
040	PACS Co R Shunt Temp . DRVRT		PBT.-	-	P639	TP2SS-38					HPFPU	70	3C 131100 P69	031	
048	PACS Co R Shunt Temp . SH639		PBT.-	-	P639	TP2SS-38				Cable 639 Shd	HPFPU	70	3C 131100 P69	CH	
-															
073	PACS R Heat . SPSEN		PBH.-	-	P640	TP6BS-30				Brass 6x TP30 +Shd	HPFPU	70	3C 131100 P69	032	
063	PACS R Heat . SPSER		PBH.-	-	P640	TP6BS-30					HPFPU	70	3C 131100 P69	033	
074	PACS R Heat . SPDRV		PBH.-	-	P640	TP6BS-30					HPFPU	70	3C 131100 P69	014	
064	PACS R Heat . SPDRT		PBH.-	-	P640	TP6BS-30				H06-02130BS	HPFPU	70	3C 131100 P69	015	
075	PACS R Heat . HSESE		PBH.-	-	P640	TP6BS-30					HPFPU	70	3C 131100 P69	034	
065	PACS R Heat . HSERT		PBH.-	-	P640	TP6BS-30					HPFPU	70	3C 131100 P69	035	
076	PACS R Heat . HSEDV		PBH.-	-	P640	TP6BS-30					HPFPU	70	3C 131100 P69	016	
066	PACS R Heat . HSEDR		PBH.-	-	P640	TP6BS-30					HPFPU	70	3C 131100 P69	017	
052	PACS R Heat . HSPSE		PBH.-	-	P640	TP6BS-30					HPFPU	70	3C 131100 P69	036	

Astrium GmbH	**Pin Allocation List** (Harness)	Doc.No.: HP-2-ASED-IC-0015
Project: HERSCHEL		Issue: 1.0 Date: 21.04.2004
		Sheet: PAL-2 (of 3)

Connector: 211121 J15 **Function:** UFThr 132.1° (PACS XP-12 67,69) **Conn.-Type:** 197-011P22-35P (Junct.)

Item: CVVUCR **Location:** 33 / CVV I/F CB Top PFM (CVVUCR) **Backshell:** 100/172_173_01_0A

EMC-Category: 2C/Sig H in Cryostat

Pin	Signal Designation	Interface-Code Circuit	Signal	Pos.	Ch. ID	Wiring	Grouping: Shd	Cable	Twist	Comment	Target-Item	Location	Connector	Pin	New
053	PACS R Heat . HSPSR		PBH.-	-	P640	TP6BS-30					HPFPU	70	3C 131100 P69	037	
054	PACS R Heat . HSPDV		PBH.-	-	P640	TP6BS-30					HPFPU	70	3C 131100 P69	018	
055	PACS R Heat . HSPDR		PBH.-	-	P640	TP6BS-30					HPFPU	70	3C 131100 P69	019	
045	PACS R Heat . SH640		PBH.-	-	P640	TP6BS-30				Cable 640 Shd	HPFPU	70	3C 131100 P69	CH	
-															
018	PACS FPU 1 R Temp . SENS		PBT.-	-	P645	TP2SS-38				Steel 2 xTP38 + Shd	HPFPU	70	3C 131100 P67	001	
010	PACS FPU 1 R Temp . SENRT		PBT.-	-	P645	TP2SS-38					HPFPU	70	3C 131100 P67	002	
019	PACS FPU 1 R Temp . DRV		PBT.-	-	P645	TP2SS-38				H02-2138SS	HPFPU	70	3C 131100 P67	020	
011	PACS FPU 1 R Temp . DRVRT		PBT.-	-	P645	TP2SS-38					HPFPU	70	3C 131100 P67	021	
017	PACS FPU 1 R Temp . SH645		PBT.-	-	P645	TP2SS-38				Cable 645 Shd	HPFPU	70	3C 131100 P67	CH	
-															
029	PACS FPU2 R Temp . SENS		PBT.-	-	P646	TP2SS-38				Steel 2 xTP38 + Shd	HPFPU	70	3C 131100 P67	004	
020	PACS FPU2 R Temp . SENRT		PBT.-	-	P646	TP2SS-38					HPFPU	70	3C 131100 P67	005	
030	PACS FPU2 R Temp . DRV		PBT.-	-	P646	TP2SS-38				H02-2138SS	HPFPU	70	3C 131100 P67	022	
021	PACS FPU2 R Temp . DRVRT		PBT.-	-	P646	TP2SS-38					HPFPU	70	3C 131100 P67	023	
028	PACS FPU2 R Temp . SH646		PBT.-	-	P646	TP2SS-38				Cable 642 Shd	HPFPU	70	3C 131100 P67	CH	
-															
004	PACS FPU R Struc Temp . SENS		PBT.-	-	P647	TP2SS-38				Steel 2 xTP38 + Shd	HPFPU	70	3C 131100 P67	006	
005	PACS FPU R Struc Temp . SENRT		PBT.-	-	P647	TP2SS-38					HPFPU	70	3C 131100 P67	007	
006	PACS FPU R Struc Temp . DRV		PBT.-	-	P647	TP2SS-38				H02-2138SS	HPFPU	70	3C 131100 P67	025	
007	PACS FPU R Struc Temp . DRVRT		PBT.-	-	P647	TP2SS-38					HPFPU	70	3C 131100 P67	026	
003	PACS FPU R Struc Temp . SH647		PBT.-	-	P647	TP2SS-38				Cable 647 Shd	HPFPU	70	3C 131100 P67	CH	
-															
023	PACS FPU R Heat . SENS		PBF.-	-	P648	TP2BS-30				Brass 2 xTP30 + Shd	HPFPU	70	3C 131100 P67	009	
014	PACS FPU R Heat . SENRT		PBF.-	-	P648	TP2BS-30					HPFPU	70	3C 131100 P67	010	
024	PACS FPU R Heat . DRV		PBF.-	-	P648	TP2BS-30				H02-2138SS	HPFPU	70	3C 131100 P67	027	
015	PACS FPU R Heat . DRVRT		PBF.-	-	P648	TP2BS-30					HPFPU	70	3C 131100 P67	028	
013	PACS FPU R Heat . SH648		PBF.-	-	P648	TP2BS-30				Cable 648 Shd	HPFPU	70	3C 131100 P67	CH	
-	NC														
-	NC														
-	NC														
-	NC														
-	NC														
-	NC														
-	NC														
-	NC														
-	NC														
-	NC														
-	NC														

Pin Allocation List

(Harness)

Connector: 211121 J15 **Function:** UFThr 132.1° (PACS XP-12 67,69) **Conn.-Type:** 197-011P22-35P (Junct.)

Item: CVVUCR **Location:** 33 / CVV I/F CB Top PFM (CVVUCR) **Backshell:** 100/172_173_01_0A

EMC-Category: 2C/Sig H in Cryostat

Pin	Signal Designation	Interface-Code Circuit	Signal	Pos.	Ch. ID	Wiring	Grouping: Shd	Cable	Twist	Comment	Target-Item	Location	Connector	Pin	New
-	NC														
-	NC														
-	NC														
-	NC														
-	NC														
-	NC														
-	NC														
-	NC														
-	NC														
-	NC														
-	NC														
-	NC														
-	NC														
-	NC														
-	NC														
-	NC														
-	NC														
-	NC														
-	NC														
-	NC														
-	NC														
-	NC														
-	NC														
-	NC														
-	NC														
-	NC														
-	NC														
-	NC														
-	NC														
-	NC														
-	NC														
-	NC														
-	NC														
-	NC										No Overall Shield at Junction side				

Astrium GmbH	**Pin Allocation List**	Doc.No.: HP-2-ASED-IC-0015
Project: HERSCHEL	**(Harness)**	Issue: 1.0 Date: 21.04.2004
		Sheet: PAL-1 (of 4)

Connector: 211121 J07 **Function:** UFThr 054.3° (PACS XP-13 01,03,07,09) **Conn.-Type:** 197-011P24-35P (Junct.)

Item: CVVUCR **Location:** 33 / CVV I/F CB Top PFM (CVVUCR) **Backshell:** HERSKT 58-0050

EMC-Category: 3C/LL Sig H in Cryostat

		Interface-Code					Grouping:							
Pin	**Signal Designation**	**Circuit**	**Signal**	**Pos.**	**Ch. ID**	**Wiring**	**Shd**	**Cable**	**Twist**	**Comment**	**Target-Item**	**Location**	**Connector**	**Pin**	**New**
104	PACS FW 1 Coil N . 1		PFC.-	-	P077	TP2BS-30	1			Brass 2 x TP30	HPFPU	70	131100 P01	001	
093	PACS FW 1 Coil N . 2		PFC.-	-	P077	TP2BS-30	1				HPFPU	70	131100 P01	017	
092	PACS FW 1 Coil N . 1RTN		PFC.-	-	P077	TP2BS-30	1			H02-2130BS	HPFPU	70	131100 P01	002	
081	PACS FW 1 Coil N . 2RTN		PFC.-	-	P077	TP2BS-30	1				HPFPU	70	131100 P01	018	
080	PACS FW 1 Coil N . SH077		PFC.-	-	P077	TP2BS-30	1			Cable P077 Shd	HPFPU	70	131100 P01	003	
-															
121	PACS FW 1 HP1N . I		PFH.-	-	P078	041SS-38	2			Steel 041SS38	HPFPU	70	131100 P01	019	
114	PACS FW 1 HP1N . U		PFH.-	-	P078	041SS-38	2				HPFPU	70	131100 P01	004	
113	PACS FW 1 HP1N . IRTN		PFH.-	-	P078	041SS-38	2			H04138SS	HPFPU	70	131100 P01	020	
103	PACS FW 1 HP1N . URTN		PFH.-	-	P078	041SS-38	2				HPFPU	70	131100 P01	005	
091	PACS FW 1 HP1N . SH078		PFH.-	-	P078	041SS-38	2			Cable P078 Shd	HPFPU	70	131100 P01	021	
-															
127	PACS FW 1 HP2N . I		PFH.-	-	P079	041SS-38	3			Steel 041SS38	HPFPU	70	131100 P01	006	
128	PACS FW 1 HP2N . U		PFH.-	-	P079	041SS-38	3				HPFPU	70	131100 P01	022	
120	PACS FW 1 HP2N . IRTN		PFH.-	-	P079	041SS-38	3			H04138SS	HPFPU	70	131100 P01	007	
112	PACS FW 1 HP2N . URTN		PFH.-	-	P079	041SS-38	3				HPFPU	70	131100 P01	023	
101	PACS FW 1 HP2N . SH079		PFH.-	-	P079	041SS-38	3			Cable P079 Shd	HPFPU	70	131100 P01	008	
-															
077	PACS FW 1 S N . 12I		PFS.-	-	P080	081SS-38	4			Steel 081SS38	HPFPU	70	131100 P01	024	
078	PACS FW 1 S N . 1U		PFS.-	-	P080	081SS-38	4				HPFPU	70	131100 P01	009	
079	PACS FW 1 S N . 2U		PFS.-	-	P080	081SS-38	4				HPFPU	70	131100 P01	025	
068	PACS FW 1 S N . 12IRT		PFS.-	-	P080	081SS-38	4				HPFPU	70	131100 P01	010	
088	PACS FW 1 S N . 34I		PFS.-	-	P080	081SS-38	4			H08138SS	HPFPU	70	131100 P01	011	
089	PACS FW 1 S N . 3U		PFS.-	-	P080	081SS-38	4				HPFPU	70	131100 P01	027	
090	PACS FW 1 S N . 4U		PFS.-	-	P080	081SS-38	4				HPFPU	70	131100 P01	012	
087	PACS FW 1 S N . 34IRT		PFS.-	-	P080	081SS-38	4				HPFPU	70	131100 P01	028	
076	PACS FW 1 S N . SH080		PFS.-	-	P080	081SS-38	4			Cable P080 Shd	HPFPU	70	131100 P01	026	
-															
125	PACS FW 1 TS N . I		PFT.-	-	P081	041SS-38	5			Steel 041SS38	HPFPU	70	131100 P01	013	
126	PACS FW 1 TS N . U		PFT.-	-	P081	041SS-38	5				HPFPU	70	131100 P01	029	
118	PACS FW 1 TS N . IRTN		PFT.-	-	P081	041SS-38	5			H04138SS	HPFPU	70	131100 P01	014	
119	PACS FW 1 TS N . URTN		PFT.-	-	P081	041SS-38	5				HPFPU	70	131100 P01	030	
111	PACS FW 1 TS N . SH081		PFT.-	-	P081	041SS-38	5			Cable P081 Shd	HPFPU	70	131100 P01	015	
-															
035	PACS FW 2 Coil 1/2 No . 1		PFC.-	-	P087	TP2BS-30	6			Brass 2 xTP30	HPFPU	70	131100 P03	001	
047	PACS FW 2 Coil 1/2 No . 2		PFC.-	-	P087	TP2BS-30	6				HPFPU	70	131100 P03	017	
046	PACS FW 2 Coil 1/2 No . 1RTN		PFC.-	-	P087	TP2BS-30	6			H02-2130BS	HPFPU	70	131100 P03	002	
058	PACS FW 2 Coil 1/2 No . 2RTN		PFC.-	-	P087	TP2BS-30	6				HPFPU	70	131100 P03	018	
057	PACS FW 2 Coil 1/2 No . SH087		PFC.-	-	P087	TP2BS-30	6			Cable P087 Shd	HPFPU	70	131100 P03	003	

Astrium GmbH	**Pin Allocation List**	Doc.No.: HP-2-ASED-IC-0015
Project: HERSCHEL	**(Harness)**	Issue: 1.0 Date: 21.04.2004
		Sheet: PAL-2 (of 4)

Connector: 211121 J07 **Function:** UFThr 054.3° (PACS XP-13 01,03,07,09) **Conn.-Type:** 197-011P24-35P (Junct.)

Item: CVVUCR **Location:** 33 / CVV I/F CB Top PFM (CVVUCR) **Backshell:** HERSKT 58-0050

EMC-Category: 3C/LL Sig H in Cryostat

Pin	Signal Designation	Interface-Code Circuit	Signal	Pos.	Ch. ID	Wiring	Grouping: Shd	Cable	Twist	Comment	Target-Item	Location	Connector	Pin	New
-															
014	PACS FW 2 HP1N . I		PFH.-	-	P088	041SS-38	7			Steel 041SS38	HPFPU	70	131100 P03	019	
024	PACS FW 2 HP1N . U		PFH.-	-	P088	041SS-38	7				HPFPU	70	131100 P03	004	
023	PACS FW 2 HP1N . IRTN		PFH.-	-	P088	041SS-38	7			H04138SS	HPFPU	70	131100 P03	020	
034	PACS FW 2 HP1N . URTN		PFH.-	-	P088	041SS-38	7				HPFPU	70	131100 P03	005	
045	PACS FW 2 HP1N . SH088		PFH.-	-	P088	041SS-38	7			Cable P088 Shd	HPFPU	70	131100 P03	021	
-															
006	PACS FW 2 HP2N . I		PFH.-	-	P089	041SS-38	8			Steel 041SS38	HPFPU	70	131100 P03	006	
007	PACS FW 2 HP2N . U		PFH.-	-	P089	041SS-38	8				HPFPU	70	131100 P03	022	
013	PACS FW 2 HP2N . IRTN		PFH.-	-	P089	041SS-38	8			H04138SS	HPFPU	70	131100 P03	007	
022	PACS FW 2 HP2N . URTN		PFH.-	-	P089	041SS-38	8				HPFPU	70	131100 P03	023	
032	PACS FW 2 HP2N . SH089		PFH.-	-	P089	041SS-38	8			Cable P089 Shd	HPFPU	70	131100 P03	008	
-															
053	PACS FW 2 S N . 12I		PFS.-	-	P090	081SS-38	9			Steel 081SS38	HPFPU	70	131100 P03	024	
054	PACS FW 2 S N . 1U		PFS.-	-	P090	081SS-38	9				HPFPU	70	131100 P03	009	
055	PACS FW 2 S N . 2U		PFS.-	-	P090	081SS-38	9				HPFPU	70	131100 P03	025	
056	PACS FW 2 S N . 12IRT		PFS.-	-	P090	081SS-38	9			H08138SS	HPFPU	70	131100 P03	010	
042	PACS FW 2 S N . 34I		PFS.-	-	P090	081SS-38	9				HPFPU	70	131100 P03	011	
043	PACS FW 2 S N . 3U		PFS.-	-	P090	081SS-38	9				HPFPU	70	131100 P03	027	
044	PACS FW 2 S N . 4U		PFS.-	-	P090	081SS-38	9				HPFPU	70	131100 P03	012	
041	PACS FW 2 S N . 34IRT		PFS.-	-	P090	081SS-38	9				HPFPU	70	131100 P03	028	
064	PACS FW 2 S N . SH090		PFS.-	-	P090	081SS-38	9			Cable P090 Shd	HPFPU	70	131100 P03	026	
-															
004	PACS FW 2 TS N . I		PFT.-	-	P091	041SS-38	10			Steel 041SS38	HPFPU	70	131100 P03	013	
005	PACS FW 2 TS N . U		PFT.-	-	P091	041SS-38	10				HPFPU	70	131100 P03	029	
011	PACS FW 2 TS N . IRTN		PFT.-	-	P091	041SS-38	10			H04138SS	HPFPU	70	131100 P03	014	
012	PACS FW 2 TS N . URTN		PFT.-	-	P091	041SS-38	10				HPFPU	70	131100 P03	030	
021	PACS FW 2 TS N . SH091		PFT.-	-	P091	041SS-38	10			Cable P091 Shd	HPFPU	70	131100 P03	015	
-															
110	PACS Ch drv . A		PCD.-	-	P116	TP2BS-30	11			Brass 2 x TP30	HPFPU	70	131100 P07	012	
109	PACS Ch drv . B		PCD.-	-	P116	TP2BS-30	11				HPFPU	70	131100 P07	028	
100	PACS Ch drv . ARTN		PCD.-	-	P116	TP2BS-30	11			H02-02130BS	HPFPU	70	131100 P07	013	
099	PACS Ch drv . BRTN		PCD.-	-	P116	TP2BS-30	11				HPFPU	70	131100 P07	029	
098	PACS Ch drv . SH116		PCD.-	-	P116	TP2BS-30	11			Cable P116 Shd	HPFPU	70	131100 P07	027	
-															
123	PACS Ch drv. . Ar1		PCD.-	-	P916	TP2BS-30	12			Brass 2 x TP30	HPFPU	70	131100 P07	014	
124	PACS Ch drv. . Br1		PCD.-	-	P916	TP2BS-30	12				HPFPU	70	131100 P07	030	
116	PACS Ch drv. . Ar2		PCD.-	-	P916	TP2BS-30	12			H02-02130BS	HPFPU	70	131100 P07	015	
117	PACS Ch drv. . Br2		PCD.-	-	P916	TP2BS-30	12			is Cabl 116a	HPFPU	70	131100 P07	031	

Astrium GmbH	**Pin Allocation List**	Doc.No.: HP-2-ASED-IC-0015
Project: HERSCHEL	**(Harness)**	Issue: 1.0 Date: 21.04.2004
		Sheet: PAL-3 (of 4)

Connector: 211121 J07 **Function:** UFThr 054.3° (PACS XP-13 01,03,07,09) **Conn.-Type:** 197-011P24-35P (Junct.)

Item: CVVUCR **Location:** 33 / CVV I/F CB Top PFM (CVVUCR) **Backshell:** HERSKT 58-0050

EMC-Category: 3C/LL Sig H in Cryostat

		Interface-Code					Grouping:							
Pin	**Signal Designation**	**Circuit**	**Signal**	**Pos.**	**Ch. ID**	**Wiring**	**Shd**	**Cable**	**Twist**	**Comment**	**Target-Item**	**Location**	**Connector**	**Pin**	**New**
122	PACS Ch drv. . S116a		PCD.-	-	P916	TP2BS-30	12			Cable P916 Shd	HPFPU	70	131100 P07	016	
-															
106	PACS Ch pos 1 . drv		PCP.-	-	P113	081SS-38	13			2 Wires	HPFPU	70	131100 P07	002	
106	PACS Ch pos 1 . drv		PCP.-	-	P113	081SS-38	13			2 Wires	HPFPU	70	131100 P07	002	3.
107	PACS Ch pos 1 . drsen		PCP.-	-	P113	081SS-38	13			Steel 081SS38	HPFPU	70	131100 P07	018	
095	PACS Ch pos 1 . drRT		PCP.-	-	P113	081SS-38	13			2 Wires	HPFPU	70	131100 P07	003	
095	PACS Ch pos 1 . drRT		PCP.-	-	P113	081SS-38	13			2 Wires	HPFPU	70	131100 P07	003	3.
096	PACS Ch pos 1 . dseRT		PCP.-	-	P113	081SS-38	13				HPFPU	70	131100 P07	019	
108	PACS Ch pos 1 . outA		PCP.-	-	P113	081SS-38	13			H08138SS	HPFPU	70	131100 P07	004	
097	PACS Ch pos 1 . outB		PCP.-	-	P113	081SS-38	13				HPFPU	70	131100 P07	020	
105	PACS Ch pos 1 . SH113		PCP.-	-	P113	081SS-38	13			Cable P113 Shd	HPFPU	70	131100 P07	017	
-															
084	PACS Ch pos 2 . drv		PCP.-	-	P114	081SS-38	14			2 Wires	HPFPU	70	131100 P07	006	
084	PACS Ch pos 2 . drv		PCP.-	-	P114	081SS-38	14			2 Wires	HPFPU	70	131100 P07	006	3.
085	PACS Ch pos 2 . drsen		PCP.-	-	P114	081SS-38	14			Steel 081SS38	HPFPU	70	131100 P07	022	
073	PACS Ch pos 2 . drRT		PCP.-	-	P114	081SS-38	14			2 Wires	HPFPU	70	131100 P07	007	
073	PACS Ch pos 2 . drRT		PCP.-	-	P114	081SS-38	14			2 Wires	HPFPU	70	131100 P07	007	3.
074	PACS Ch pos 2 . dseRT		PCP.-	-	P114	081SS-38	14				HPFPU	70	131100 P07	023	
086	PACS Ch pos 2 . outA		PCP.-	-	P114	081SS-38	14			H08138SS	HPFPU	70	131100 P07	008	
075	PACS Ch pos 2 . outB		PCP.-	-	P114	081SS-38	14				HPFPU	70	131100 P07	024	
072	PACS Ch pos 2 . SH114		PCP.-	-	P114	081SS-38	14			Cable P114 Shd	HPFPU	70	131100 P07	021	
-															
062	PACS Ch tsens . drv		PCT.-	-	P115	041SS-38	15			Steel 041SS38	HPFPU	70	131100 P07	009	
063	PACS Ch tsens . sens		PCT.-	-	P115	041SS-38	15				HPFPU	70	131100 P07	025	
051	PACS Ch tsens . drvRT		PCT.-	-	P115	041SS-38	15			H04138SS	HPFPU	70	131100 P07	010	
052	PACS Ch tsens . senRT		PCT.-	-	P115	041SS-38	15				HPFPU	70	131100 P07	026	
050	PACS Ch tsens . SH115		PCT.-	-	P115	041SS-38	15			Cable P115 Shd	HPFPU	70	131100 P07	011	
-															
028	PACS TS red . 3drv		PTS.-	-	P124	081SS-38	16			Steel 081SS38	HPFPU	70	131100 P09	001	
018	PACS TS red . 3sens		PTS.-	-	P124	081SS-38	16				HPFPU	70	131100 P09	006	
017	PACS TS red . 3drRT		PTS.-	-	P124	081SS-38	16				HPFPU	70	131100 P09	002	
009	PACS TS red . 3seRT		PTS.-	-	P124	081SS-38	16				HPFPU	70	131100 P09	007	
001	PACS TS red . 4sens		PTS.-	-	P124	081SS-38	16			H08138SS	HPFPU	70	131100 P09	008	
010	PACS TS red . 4drv		PTS.-	-	P124	081SS-38	16				HPFPU	70	131100 P09	004	
002	PACS TS red . 4seRT		PTS.-	-	P124	081SS-38	16				HPFPU	70	131100 P09	009	
003	PACS TS red . 4drRT		PTS.-	-	P124	081SS-38	16				HPFPU	70	131100 P09	005	
008	PACS TS red . SH124		PTS.-	-	P124	081SS-38	16			Cable P124 Shd	HPFPU	70	131100 P09	003	
-	NC														

Connector: 211121 J07
Function: UFThr 054.3° (PACS XP-13 01,03,07,09)
Conn.-Type: 197-011P24-35P (Junct.)
Item: CVVUCR
Location: 33 / CVV I/F CB Top PFM (CVVUCR)
Backshell: HERSKT 58-0050
EMC-Category: 3C/LL Sig H in Cryostat

Pin	Signal Designation	Interface-Code Circuit	Signal	Pos.	Ch. ID	Wiring	Grouping: Shd	Cable	Twist	Comment	Target-Item	Location	Connector	Pin	New
-	NC														
-	NC														
-	NC														
-	NC														
-	NC														
-	NC														
-	NC														
-	NC														
-	NC														
-	NC														
-	NC														
-	NC														
-	NC														
-	NC														
-	NC														
-	NC														
-	NC														
-	NC														
-	NC														
-	NC														
-	NC														
-	NC														
-	NC														
-	NC														
-	NC														
-	NC														
-	NC														
-	NC														
-	NC														
-	NC														
-	NC									No Overall Shd at Junction Side					

Astrium GmbH	**Pin Allocation List**	Doc.No.: HP-2-ASED-IC-0015
Project: HERSCHEL	**(Harness)**	Issue: 1.0 Date: 21.04.2004
		Sheet: PAL-1 (of 4)

Connector: 211121 J03 **Function:** UFThr 019.2° (PACS XP-14 02,04,06,42,43) **Conn.-Type:** 197-011P24-35P (Junct.)

Item: CVVUCR **Location:** 33 / CVV I/F CB Top PFM (CVVUCR) **Backshell:** 128/175_176_01_0A

EMC-Category: 2C/Sig H in Cryostat

		Interface-Code					Grouping:								
Pin	**Signal Designation**	**Circuit**	**Signal**	**Pos.**	**Ch. ID**	**Wiring**	**Shd**	**Cable**	**Twist**	**Comment**	**Target-Item**	**Location**	**Connector**	**Pin**	**New**
121	PACS FW 1 Coil R . 1R		PFC.-	-	P082	TP2BS-30		1		Brass 2 x TP30	HPFPU	70	3C 131100 P02	001	
114	PACS FW 1 Coil R . 2R		PFC.-	-	P082	TP2BS-30		1			HPFPU	70	3C 131100 P02	017	
113	PACS FW 1 Coil R . 1RRTN		PFC.-	-	P082	TP2BS-30		1		H02 02130BS	HPFPU	70	3C 131100 P02	002	
103	PACS FW 1 Coil R . 2RRTN		PFC.-	-	P082	TP2BS-30		1			HPFPU	70	3C 131100 P02	018	
102	PACS FW 1 Coil R . SH082		PFC.-	-	P082	TP2BS-30		1		Cable P082 Shd	HPFPU	70	3C 131100 P02	003	
-															
127	PACS FW 1 HP1R . I		PFH.-	-	P083	041SS-38		2		Steel 041SS38	HPFPU	70	3C 131100 P02	019	
128	PACS FW 1 HP1R . U		PFH.-	-	P083	041SS-38		2			HPFPU	70	3C 131100 P02	004	
120	PACS FW 1 HP1R . IRTN		PFH.-	-	P083	041SS-38		2		H04138SS	HPFPU	70	3C 131100 P02	020	
112	PACS FW 1 HP1R . URTN		PFH.-	-	P083	041SS-38		2			HPFPU	70	3C 131100 P02	005	
111	PACS FW 1 HP1R . SH083		PFH.-	-	P083	041SS-38		2		Cable P083 Shd	HPFPU	70	3C 131100 P02	021	
-															
125	PACS FW 1 HP2R . I		PFH.-	-	P084	041SS-38		3		Steel 041SS38	HPFPU	70	3C 131100 P02	006	
126	PACS FW 1 HP2R . U		PFH.-	-	P084	041SS-38		3			HPFPU	70	3C 131100 P02	022	
118	PACS FW 1 HP2R . IRTN		PFH.-	-	P084	041SS-38		3		H04138SS	HPFPU	70	3C 131100 P02	007	
119	PACS FW 1 HP2R . URTN		PFH.-	-	P084	041SS-38		3			HPFPU	70	3C 131100 P02	023	
110	PACS FW 1 HP2R . SH084		PFH.-	-	P084	041SS-38		3		Cable P084 Shd	HPFPU	70	3C 131100 P02	008	
-															
079	PACS FW 1 S R . 12I		PFS.-	-	P085	081SS-38		4		Steel 081SS38	HPFPU	70	3C 131100 P02	024	
080	PACS FW 1 S R . 1U		PFS.-	-	P085	081SS-38		4			HPFPU	70	3C 131100 P02	009	
081	PACS FW 1 S R . 2U		PFS.-	-	P085	081SS-38		4			HPFPU	70	3C 131100 P02	025	
078	PACS FW 1 S R . 12IRT		PFS.-	-	P085	081SS-38		4			HPFPU	70	3C 131100 P02	010	
090	PACS FW 1 S R . 34I		PFS.-	-	P085	081SS-38		4		H08138SS	HPFPU	70	3C 131100 P02	011	
091	PACS FW 1 S R . 3U		PFS.-	-	P085	081SS-38		4			HPFPU	70	3C 131100 P02	027	
092	PACS FW 1 S R . 4U		PFS.-	-	P085	081SS-38		4			HPFPU	70	3C 131100 P02	012	
093	PACS FW 1 S R . 34IRT		PFS.-	-	P085	081SS-38		4			HPFPU	70	3C 131100 P02	028	
101	PACS FW 1 S R . SH085		PFS.-	-	P085	081SS-38		4		Cable P085 Shd	HPFPU	70	3C 131100 P02	026	
-															
123	PACS FW 1 TS R . I		PFT.-	-	P086	041SS-38		5		Steel 041SS38	HPFPU	70	3C 131100 P02	013	
124	PACS FW 1 TS R . U		PFT.-	-	P086	041SS-38		5			HPFPU	70	3C 131100 P02	029	
116	PACS FW 1 TS R . IRTN		PFT.-	-	P086	041SS-38		5		H04138SS	HPFPU	70	3C 131100 P02	014	
117	PACS FW 1 TS R . URTN		PFT.-	-	P086	041SS-38		5			HPFPU	70	3C 131100 P02	030	
109	PACS FW 1 TS R . SH086		PFT.-	-	P086	041SS-38		5		Cable P086 Shd	HPFPU	70	3C 131100 P02	015	
-															
047	PACS FW 2 Coil 1/2 Re . 1		PFC.-	-	P092	TP2BS-30		6		Brass 2 x TP30	HPFPU	70	3C 131100 P04	001	
035	PACS FW 2 Coil 1/2 Re . 2		PFC.-	-	P092	TP2BS-30		6			HPFPU	70	3C 131100 P04	017	
046	PACS FW 2 Coil 1/2 Re . 1RTN		PFC.-	-	P092	TP2BS-30		6		H02-02130BS	HPFPU	70	3C 131100 P04	002	
034	PACS FW 2 Coil 1/2 Re . 2RTN		PFC.-	-	P092	TP2BS-30		6			HPFPU	70	3C 131100 P04	018	
023	PACS FW 2 Coil 1/2 Re . SH092		PFC.-	-	P092	TP2BS-30		6		Cable P092 Shd	HPFPU	70	3C 131100 P04	003	

Astrium GmbH	**Pin Allocation List**	Doc.No.: HP-2-ASED-IC-0015
Project: HERSCHEL	**(Harness)**	Issue: 1.0 Date: 21.04.2004
		Sheet: PAL-2 (of 4)

Connector: 211121 J03 **Function:** UFThr 019.2° (PACS XP-14 02,04,06,42,43) **Conn.-Type:** 197-011P24-35P (Junct.)

Item: CVVUCR **Location:** 33 / CVV I/F CB Top PFM (CVVUCR) **Backshell:** 128/175_176_01_0A

EMC-Category: 2C/Sig H in Cryostat

Pin	Signal Designation	Interface-Code Circuit	Signal	Pos.	Ch. ID	Wiring	Grouping: Shd	Cable	Twist	Comment	Target-Item	Location	Connector	Pin	New
-															
006	PACS FW 2 HP1R . I		PFH.-	-	P093	041SS-38		7		Steel 041SS38	HPFPU	70	3C 131100 P04	019	
014	PACS FW 2 HP1R . U		PFH.-	-	P093	041SS-38		7			HPFPU	70	3C 131100 P04	004	
007	PACS FW 2 HP1R . IRTN		PFH.-	-	P093	041SS-38		7		H04138SS	HPFPU	70	3C 131100 P04	020	
024	PACS FW 2 HP1R . URTN		PFH.-	-	P093	041SS-38		7			HPFPU	70	3C 131100 P04	005	
005	PACS FW 2 HP1R . SH093		PFH.-	-	P093	041SS-38		7		Cable P093 Shd	HPFPU	70	3C 131100 P04	021	
-															
044	PACS FW 2 HP2R . I		PFH.-	-	P094	041SS-38		8		Steel 041SS38	HPFPU	70	3C 131100 P04	006	
045	PACS FW 2 HP2R . U		PFH.-	-	P094	041SS-38		8			HPFPU	70	3C 131100 P04	022	
032	PACS FW 2 HP2R . IRTN		PFH.-	-	P094	041SS-38		8		H04138SS	HPFPU	70	3C 131100 P04	007	
033	PACS FW 2 HP2R . URTN		PFH.-	-	P094	041SS-38		8			HPFPU	70	3C 131100 P04	023	
043	PACS FW 2 HP2R . SH094		PFH.-	-	P094	041SS-38		8		Cable P094 Shd	HPFPU	70	3C 131100 P04	008	
-															
067	PACS FW 2 S R . 12I		PFS.-	-	P095	081SS-38		9		Steel 081SS38	HPFPU	70	3C 131100 P04	024	
068	PACS FW 2 S R . 1U		PFS.-	-	P095	081SS-38		9			HPFPU	70	3C 131100 P04	009	
069	PACS FW 2 S R . 2U		PFS.-	-	P095	081SS-38		9			HPFPU	70	3C 131100 P04	025	
070	PACS FW 2 S R . 12IRT		PFS.-	-	P095	081SS-38		9			HPFPU	70	3C 131100 P04	010	
058	PACS FW 2 S R . 34I		PFS.-	-	P095	081SS-38		9		H08138SS	HPFPU	70	3C 131100 P04	011	
057	PACS FW 2 S R . 3U		PFS.-	-	P095	081SS-38		9			HPFPU	70	3C 131100 P04	027	
056	PACS FW 2 S R . 4U		PFS.-	-	P095	081SS-38		9			HPFPU	70	3C 131100 P04	012	
055	PACS FW 2 S R . 34IRT		PFS.-	-	P095	081SS-38		9			HPFPU	70	3C 131100 P04	028	
066	PACS FW 2 S R . SH095		PFS.-	-	P095	081SS-38		9		Cable P095 Shd	HPFPU	70	3C 131100 P04	026	
-															
021	PACS FW 2 TS R . I		PFT.-	-	P096	041SS-38		10		Steel 041SS38	HPFPU	70	3C 131100 P04	013	
022	PACS FW 2 TS R . U		PFT.-	-	P096	041SS-38		10			HPFPU	70	3C 131100 P04	029	
012	PACS FW 2 TS R . IRTN		PFT.-	-	P096	041SS-38		10		H04138SS	HPFPU	70	3C 131100 P04	014	
013	PACS FW 2 TS R . URTN		PFT.-	-	P096	041SS-38		10			HPFPU	70	3C 131100 P04	030	
031	PACS FW 2 TS R . SH096		PFT.-	-	P096	041SS-38		10		Cable P096 Shd	HPFPU	70	3C 131100 P04	015	
-															
099	PACS Cal BB1red . sens		PAD.-	-	P120	TP2BS-30		11		Brass 2 x TP30	HPFPU	70	3C 131100 P06	009	
100	PACS Cal BB1red . drv		PAD.-	-	P120	TP2BS-30		11			HPFPU	70	3C 131100 P06	002	
087	PACS Cal BB1red . senRT		PAD.-	-	P120	TP2BS-30		11		H02-02130BS	HPFPU	70	3C 131100 P06	010	
088	PACS Cal BB1red . drvRT		PAD.-	-	P120	TP2BS-30		11			HPFPU	70	3C 131100 P06	003	
076	PACS Cal BB1red . SH120		PAD.-	-	P120	TP2BS-30		11		Cable P120 Shd	HPFPU	70	3C 131100 P06	001	
-															
097	PACS Cal BB2 red . sens		PAD.-	-	P121	TP2BS-30		12		Brass 2 x TP30	HPFPU	70	3C 131100 P06	012	
098	PACS Cal BB2 red . drv		PAD.-	-	P121	TP2BS-30		12			HPFPU	70	3C 131100 P06	004	
085	PACS Cal BB2 red . senRT		PAD.-	-	P121	TP2BS-30		12		H02-02130BS	HPFPU	70	3C 131100 P06	013	
086	PACS Cal BB2 red . drvRT		PAD.-	-	P121	TP2BS-30		12			HPFPU	70	3C 131100 P06	005	

Astrium GmbH	**Pin Allocation List**	Doc.No.: HP-2-ASED-IC-0015
Project: HERSCHEL	**(Harness)**	Issue: 1.0 Date: 21.04.2004
		Sheet: PAL-3 (of 4)

Connector: 211121 J03 **Function:** UFThr 019.2° (PACS XP-14 02,04,06,42,43) **Conn.-Type:** 197-011P24-35P (Junct.)

Item: CVVUCR **Location:** 33 / CVV I/F CB Top PFM (CVVUCR) **Backshell:** 128/175_176_01_0A

EMC-Category: 2C/Sig H in Cryostat

Pin	Signal Designation	Interface-Code Circuit	Signal	Pos.	Ch. ID	Wiring	Grouping: Shd	Cable	Twist	Comment	Target-Item	Location	Connector	Pin	New
108	PACS Cal BB2 red . SH121		PAD.-	-	P121	TP2BS-30		12		Cable P121 Shd	HPFPU	70	3C131100 P06	011	
-															
106	PACS Cal BB2 tsens . sens		PAT.-	-	P122	041SS-38		13		Brass 2 x TP30	HPFPU	70	3C131100 P06	007	
107	PACS Cal BB2 tsens . drv		PAT.-	-	P122	041SS-38		13			HPFPU	70	3C131100 P06	006	
095	PACS Cal BB2 tsens . senRT		PAT.-	-	P122	041SS-38		13		H04138SS	HPFPU	70	3C131100 P06	015	
096	PACS Cal BB2 tsens . drvRT		PAT.-	-	P122	041SS-38		13			HPFPU	70	3C131100 P06	014	
122	PACS Cal BB2 tsens . SH122		PAT.-	-	P122	041SS-38		13		Cable P122 Shd	HPFPU	70	3C131100 P06	008	
-															
063	PACS Gdrv Coil LL Red . 1r		PGC.-	-	P105	TP3BS-30		14		Brass 3 x TP30	HPFPU	70	3C131100 P42	001	
064	PACS Gdrv Coil LL Red . 2r		PGC.-	-	P105	TP3BS-30		14			HPFPU	70	3C131100 P42	012	
051	PACS Gdrv Coil LL Red . 1rrtn		PGC.-	-	P105	TP3BS-30		14			HPFPU	70	3C131100 P42	002	
052	PACS Gdrv Coil LL Red . 2rrtn		PGC.-	-	P105	TP3BS-30		14		H03-02130BS	HPFPU	70	3C131100 P42	013	
065	PACS Gdrv Coil LL Red . drv		PGC.-	-	P105	TP3BS-30		14			HPFPU	70	3C131100 P42	014	
053	PACS Gdrv Coil LL Red . drrtn		PGC.-	-	P105	TP3BS-30		14			HPFPU	70	3C131100 P42	015	
062	PACS Gdrv Coil LL Red . SH105		PGC.-	-	P105	TP3BS-30		14		Cable P105 Shd	HPFPU	70	3C131100 P42	003	
-															
039	PACS Gdrv Switch Red . drv1		PGS.-	-	P106	081SS-38		15		Steel 081SS38	HPFPU	70	3C131100 P42	016	
027	PACS Gdrv Switch Red . drv2		PGS.-	-	P106	081SS-38		15			HPFPU	70	3C131100 P42	006	
040	PACS Gdrv Switch Red . drrt1		PGS.-	-	P106	081SS-38		15			HPFPU	70	3C131100 P42	017	
028	PACS Gdrv Switch Red . drrt2		PGS.-	-	P106	081SS-38		15			HPFPU	70	3C131100 P42	007	
041	PACS Gdrv Switch Red . LLp		PGS.-	-	P106	081SS-38		15		H08138SS	HPFPU	70	3C131100 P42	008	
029	PACS Gdrv Switch Red . LL+		PGS.-	-	P106	081SS-38		15			HPFPU	70	3C131100 P42	019	
042	PACS Gdrv Switch Red . LL-		PGS.-	-	P106	081SS-38		15			HPFPU	70	3C131100 P42	009	
030	PACS Gdrv Switch Red . LLrtn		PGS.-	-	P106	081SS-38		15			HPFPU	70	3C131100 P42	020	
054	PACS Gdrv Switch Red . SH106		PGS.-	-	P106	081SS-38		15		Cable P106 Shd	HPFPU	70	3C131100 P42	018	
-															
073	PACS Gsensdrv Red . drv		PGD.-	-	P107	021BS-30		16		Brass 1 x TP30	HPFPU	70	3C131100 P42	010	
061	PACS Gsensdrv Red . drrtn		PGD.-	-	P107	021BS-30		16		H02130BS	HPFPU	70	3C131100 P42	011	
050	PACS Gsensdrv Red . SH107		PGD.-	-	P107	021BS-30		16		Cable P107 Shd	HPFPU	70	3C131100 P42	021	
-															
083	PACS Gsens 1 Red . dr1rs		PGH.-	-	P108	061SS-38		17		Steel 061SS38	HPFPU	70	3C131100 P43	001	
071	PACS Gsens 1 Red . drv1r		PGH.-	-	P108	061SS-38		17		2 Wires	HPFPU	70	3C131100 P43	012	3.
071	PACS Gsens 1 Red . drv1r		PGH.-	-	P108	061SS-38		17		2 Wires	HPFPU	70	3C131100 P43	012	3.
072	PACS Gsens 1 Red . d1rsr		PGH.-	-	P108	061SS-38		17			HPFPU	70	3C131100 P43	002	
060	PACS Gsens 1 Red . d1rrt		PGH.-	-	P108	061SS-38		17		2 Wires	HPFPU	70	3C131100 P43	013	3.
060	PACS Gsens 1 Red . d1rrt		PGH.-	-	P108	061SS-38		17		2 Wires	HPFPU	70	3C131100 P43	013	3.
082	PACS Gsens 1 Red . SH108		PGH.-	-	P108	061SS-38		17		Cable P108 Shd	HPFPU	70	3C131100 P43	003	
-															
026	PACS Gsens 2 Red . dr2rs		PGH.-	-	P109	061SS-38		18		Steel 061SS38	HPFPU	70	3C131100 P43	014	

Astrium GmbH	**Pin Allocation List** (Harness)	Doc.No.: HP-2-ASED-IC-0015
Project: HERSCHEL		Issue: 1.0 Date: 21.04.2004
		Sheet: PAL-4 (of 4)

Connector: 211121 J03 **Function:** UFThr 019.2° (PACS XP-14 02,04,06,42,43) **Conn.-Type:** 197-011P24-35P (Junct.)

Item: CVVUCR **Location:** 33 / CVV I/F CB Top PFM (CVVUCR) **Backshell:** 128/175_176_01_0A

EMC-Category: 2C/Sig H in Cryostat

Pin	Signal Designation	Interface-Code Circuit	Signal	Pos.	Ch. ID	Wiring	Grouping: Shd	Cable	Twist	Comment	Target-Item	Location	Connector	Pin	New
015	PACS Gsens 2 Red . drv2r		PGH.-	-	P109	061SS-38		18		2 Wires	HPFPU	70	3C131100 P43	004	3.
015	PACS Gsens 2 Red . drv2r		PGH.-	-	P109	061SS-38		18		2 Wires	HPFPU	70	3C131100 P43	004	3.
016	PACS Gsens 2 Red . d2rsr		PGH.-	-	P109	061SS-38		18			HPFPU	70	3C131100 P43	015	
008	PACS Gsens 2 Red . d2rrt		PGH.-	-	P109	061SS-38		18		2 Wires	HPFPU	70	3C131100 P43	005	3.
008	PACS Gsens 2 Red . d2rrt		PGH.-	-	P109	061SS-38		18		2 Wires	HPFPU	70	3C131100 P43	005	3.
001	PACS Gsens 2 Red . SH109		PGH.-	-	P109	061SS-38		18		Cable P109 Shd	HPFPU	70	3C131100 P43	016	
-															
036	PACS Gsens sin Red . sin		PGI.-	-	P110	021SS-38		19		Steel 1 x TP38	HPFPU	70	3C131100 P43	006	
025	PACS Gsens sin Red . sinrt		PGI.-	-	P110	021SS-38		19			HPFPU	70	3C131100 P43	007	
048	PACS Gsens sin Red . SH110		PGI.-	-	P110	021SS-38		19		Cable P110 Shd	HPFPU	70	3C131100 P43	017	
-															
049	PACS Gsens cos Red . cos		PGO.-	-	P111	021SS-38		20		Steel 1 x TP 38	HPFPU	70	3C131100 P43	018	
037	PACS Gsens cos Red . cosrt		PGO.-	-	P111	021SS-38		20			HPFPU	70	3C131100 P43	019	
038	PACS Gsens cos Red . SH111		PGO.-	-	P111	021SS-38		20		Cable P111 Shd	HPFPU	70	3C131100 P43	008	
-	NC														
009	PACS Gtsens Red . drv		PGT.-	-	P112	041SS-38		21		Steel 041SS38	HPFPU	70	3C131100 P43	009	
003	PACS Gtsens Red . rs		PGT.-	-	P112	041SS-38		21			HPFPU	70	3C131100 P43	020	
002	PACS Gtsens Red . drvrt		PGT.-	-	P112	041SS-38		21			HPFPU	70	3C131100 P43	010	
004	PACS Gtsens Red . srtn		PGT.-	-	P112	041SS-38		21			HPFPU	70	3C131100 P43	021	
017	PACS Gtsens Red . SH112		PGT.-	-	P112	041SS-38		21		Cable P112 Shd	HPFPU	70	3C131100 P43	011	
-	NC														
-	NC														
-	NC														
-	NC														
-	NC														
-	NC									No Overall Shd at Junction Side					

Astrium GmbH	**Pin Allocation List**	Doc.No.: HP-2-ASED-IC-0015
Project: HERSCHEL	**(Harness)**	Issue: 1.0 Date: 21.04.2004
		Sheet: PAL-1 (of 3)

Connector: 211121 J04 **Function:** UFThr 035.7° (PACS XP-15 05,08,40,41) **Conn.-Type:** 197-011P22-35P (Junct.)

Item: CVVUCR **Location:** 33 / CVV I/F CB Top PFM (CVVUCR) **Backshell:** 100/172_173_01_0A

EMC-Category: 3C/LL Sig H in Cryostat

		Interface-Code					Grouping:							
Pin	Signal Designation	Circuit	Signal	Pos.	Ch. ID	Wiring	Shd	Cable	Twist	Comment	Target-Item	Location	Connector	Pin	New
099	PACS Cal BB1 nom . sens		PAD.-	-	P117	TP2BS-30	1			Brass 2 xTP30	HPFPU	70	131100 P05	009	
100	PACS Cal BB1 nom . drv		PAD.-	-	P117	TP2BS-30	1				HPFPU	70	131100 P05	002	
091	PACS Cal BB1 nom . senRT		PAD.-	-	P117	TP2BS-30	1			H02-02130BS	HPFPU	70	131100 P05	010	
092	PACS Cal BB1 nom . drvRT		PAD.-	-	P117	TP2BS-30	1				HPFPU	70	131100 P05	003	
093	PACS Cal BB1 nom . SH117		PAD.-	-	P117	TP2BS-30	1			Cable P117 Shd	HPFPU	70	131100 P05	001	
-															
096	PACS Cal BB2 nom . sens		PAD.-	-	P118	TP2BS-30	2			Brass 2 xTP30	HPFPU	70	131100 P05	012	
098	PACS Cal BB2 nom . drv		PAD.-	-	P118	TP2BS-30	2				HPFPU	70	131100 P05	004	
097	PACS Cal BB2 nom . senRT		PAD.-	-	P118	TP2BS-30	2			H02-02130BS	HPFPU	70	131100 P05	013	
090	PACS Cal BB2 nom . drvRT		PAD.-	-	P118	TP2BS-30	2				HPFPU	70	131100 P05	005	
089	PACS Cal BB2 nom . SH118		PAD.-	-	P118	TP2BS-30	2			Cable P118 Shd	HPFPU	70	131100 P05	011	
-															
095	PACS Cal BB1 tsens . drv		PAT.-	-	P119	041SS-38	3			H04130BS	HPFPU	70	131100 P05	006	
094	PACS Cal BB1 tsens . drvRT		PAT.-	-	P119	041SS-38	3				HPFPU	70	131100 P05	014	
088	PACS Cal BB1 tsens . sens		PAT.-	-	P119	041SS-38	3			Brass 2 xTP30	HPFPU	70	131100 P05	007	
087	PACS Cal BB1 tsens . senRT		PAT.-	-	P119	041SS-38	3				HPFPU	70	131100 P05	015	
086	PACS Cal BB1 tsens . SH119		PAT.-	-	P119	041SS-38	3			Cable P119 Shd	HPFPU	70	131100 P05	008	
-															
082	PACS TS nom . 1drv		PTS.-	-	P123	081SS-38	4			Steel 081SS38	HPFPU	70	131100 P08	001	
083	PACS TS nom . 1sens		PTS.-	-	P123	081SS-38	4				HPFPU	70	131100 P08	006	
073	PACS TS nom . 1drRT		PTS.-	-	P123	081SS-38	4				HPFPU	70	131100 P08	002	
074	PACS TS nom . 1seRT		PTS.-	-	P123	081SS-38	4			H08138SS	HPFPU	70	131100 P08	007	
084	PACS TS nom . 2sens		PTS.-	-	P123	081SS-38	4				HPFPU	70	131100 P08	008	
085	PACS TS nom . 2drv		PTS.-	-	P123	081SS-38	4				HPFPU	70	131100 P08	004	
075	PACS TS nom . 2seRT		PTS.-	-	P123	081SS-38	4				HPFPU	70	131100 P08	009	
076	PACS TS nom . 2drRT		PTS.-	-	P123	081SS-38	4				HPFPU	70	131100 P08	005	
081	PACS TS nom . SH123		PTS.-	-	P123	081SS-38	4			Cable P123 Shd	HPFPU	70	131100 P08	003	
-															
078	PACS Gdrv Coil LL Nom . 1n		PGC.-	-	P097	TP3BS-30	5			Brass 3xTP30	HPFPU	70	131100 P40	001	
079	PACS Gdrv Coil LL Nom . 2n		PGC.-	-	P097	TP3BS-30	5				HPFPU	70	131100 P40	012	
068	PACS Gdrv Coil LL Nom . nrtn		PGC.-	-	P097	TP3BS-30	5			H03-02130BS	HPFPU	70	131100 P40	002	
069	PACS Gdrv Coil LL Nom . 2nrtn		PGC.-	-	P097	TP3BS-30	5				HPFPU	70	131100 P40	013	
080	PACS Gdrv Coil LL Nom . drv		PGC.-	-	P097	TP3BS-30	5				HPFPU	70	131100 P40	014	
070	PACS Gdrv Coil LL Nom . drrtn		PGC.-	-	P097	TP3BS-30	5				HPFPU	70	131100 P40	015	
077	PACS Gdrv Coil LL Nom . SH097		PGC.-	-	P097	TP3BS-30	5			Cable P097 Shd	HPFPU	70	131100 P40	003	
-															
065	PACS Gsensdrv Nom . drv		PGD.-	-	P099	021BS-30	6			Brass 1xTP30	HPFPU	70	131100 P40	010	
055	PACS Gsensdrv Nom . drrtn		PGD.-	-	P099	021BS-30	6			H02130BS	HPFPU	70	131100 P40	011	
066	PACS Gsensdrv Nom . SH099		PGD.-	-	P099	021BS-30	6			Cable P099 Shd	HPFPU	70	131100 P40	021	

Astrium GmbH	**Pin Allocation List**	Doc.No.: HP-2-ASED-IC-0015
Project: HERSCHEL	**(Harness)**	Issue: 1.0 Date: 21.04.2004
		Sheet: PAL-2 (of 3)

Connector: 211121 J04 **Function:** UFThr 035.7° (PACS XP-15 05,08,40,41) **Conn.-Type:** 197-011P22-35P (Junct.)

Item: CVVUCR **Location:** 33 / CVV I/F CB Top PFM (CVVUCR) **Backshell:** 100/172_173_01_0A

EMC-Category: 3C/LL Sig H in Cryostat

Pin	Signal Designation	Interface-Code Circuit	Signal	Pos.	Ch. ID	Wiring	Grouping: Shd	Cable	Twist	Comment	Target-Item	Location	Connector	Pin	New
-															
061	PACS Gdrv Switch Nom . drv1		PGS.-	-	P098	081SS-38	7			Steel 081SS38	HPFPU	70	131100 P40	016	
062	PACS Gdrv Switch Nom . drv2		PGS.-	-	P098	081SS-38	7				HPFPU	70	131100 P40	006	
052	PACS Gdrv Switch Nom . drrtn		PGS.-	-	P098	081SS-38	7				HPFPU	70	131100 P40	017	
051	PACS Gdrv Switch Nom . drrt2		PGS.-	-	P098	081SS-38	7			H08138SS	HPFPU	70	131100 P40	007	
053	PACS Gdrv Switch Nom . LLp		PGS.-	-	P098	081SS-38	7				HPFPU	70	131100 P40	008	
063	PACS Gdrv Switch Nom . LL+		PGS.-	-	P098	081SS-38	7				HPFPU	70	131100 P40	019	
064	PACS Gdrv Switch Nom . LL-		PGS.-	-	P098	081SS-38	7				HPFPU	70	131100 P40	009	
054	PACS Gdrv Switch Nom . LLrtn		PGS.-	-	P098	081SS-38	7				HPFPU	70	131100 P40	020	
050	PACS Gdrv Switch Nom . SH098		PGS.-	-	P098	081SS-38	7			Cable P098 Shd	HPFPU	70	131100 P40	018	
-															
044	PACS Gsens 1 Nom . dr1ns		PGH.-	-	P100	061SS-38	8				HPFPU	70	131100 P41	001	
033	PACS Gsens 1 Nom . drv1n		PGH.-	-	P100	061SS-38	8			2 Wires	HPFPU	70	131100 P41	012	
033	PACS Gsens 1 Nom . drv1n		PGH.-	-	P100	061SS-38	8			2 Wires	HPFPU	70	131100 P41	012	3.
045	PACS Gsens 1 Nom . d1nsr		PGH.-	-	P100	061SS-38	8			Steel 061SS38	HPFPU	70	131100 P41	002	
034	PACS Gsens 1 Nom . d1nrt		PGH.-	-	P100	061SS-38	8			2 Wires	HPFPU	70	131100 P41	013	
034	PACS Gsens 1 Nom . d1nrt		PGH.-	-	P100	061SS-38	8			2 Wires	HPFPU	70	131100 P41	013	3.
043	PACS Gsens 1 Nom . SH100		PGH.-	-	P100	061SS-38	8			Cable P100 Shd	HPFPU	70	131100 P41	003	
-															
023	PACS Gsens 2 Nom . dr2ns		PGH.-	-	P101	061SS-38	9			Steel 061SS38	HPFPU	70	131100 P41	014	
024	PACS Gsens 2 Nom . drv2n		PGH.-	-	P101	061SS-38	9			2 Wires	HPFPU	70	131100 P41	004	
024	PACS Gsens 2 Nom . drv2n		PGH.-	-	P101	061SS-38	9			2 Wires	HPFPU	70	131100 P41	004	3.
014	PACS Gsens 2 Nom . d2nsr		PGH.-	-	P101	061SS-38	9				HPFPU	70	131100 P41	015	
015	PACS Gsens 2 Nom . d2nrt		PGH.-	-	P101	061SS-38	9			2 Wires	HPFPU	70	131100 P41	005	
015	PACS Gsens 2 Nom . d2nrt		PGH.-	-	P101	061SS-38	9			2 Wires	HPFPU	70	131100 P41	005	3.
007	PACS Gsens 2 Nom . SH101		PGH.-	-	P101	061SS-38	9			Cable P101 Shd	HPFPU	70	131100 P41	016	
-															
042	PACS Gsens sin Nom . sin		PGI.-	-	P102	021SS-38	10			Steel 1xTP38	HPFPU	70	131100 P41	006	
032	PACS Gsens sin Nom . sirtn		PGI.-	-	P102	021SS-38	10			H02138SS	HPFPU	70	131100 P41	007	
031	PACS Gsens sin Nom . SH102		PGI.-	-	P102	021SS-38	10			Cable P102 Shd	HPFPU	70	131100 P41	017	
-															
021	PACS Gsens cos Nom . cos		PGO.-	-	P103	021SS-38	11			Steel 1xTP38	HPFPU	70	131100 P41	018	
013	PACS Gsens cos Nom . cortn		PGO.-	-	P103	021SS-38	11			H02138SS	HPFPU	70	131100 P41	019	
022	PACS Gsens cos Nom . SH103		PGO.-	-	P103	021SS-38	11			Cable P103 Shd	HPFPU	70	131100 P41	008	
-															
004	PACS Gtsens Nom . drv		PGT.-	-	P104	041SS-38	12			Steel 041SS38	HPFPU	70	131100 P41	009	
006	PACS Gtsens Nom . ns		PGT.-	-	P104	041SS-38	12				HPFPU	70	131100 P41	020	
003	PACS Gtsens Nom . drrtn		PGT.-	-	P104	041SS-38	12			H04138SS	HPFPU	70	131100 P41	010	

Astrium GmbH	Pin Allocation List (Harness)	Doc.No.: HP-2-ASED-IC-0015
Project: HERSCHEL		Issue: 1.0 Date: 21.04.2004
		Sheet: PAL-3 (of 3)

Connector: 211121 J04 **Function:** UFThr 035.7° (PACS XP-15 05,08,40,41) **Conn.-Type:** 197-011P22-35P (Junct.)

Item: CVVUCR **Location:** 33 / CVV I/F CB Top PFM (CVVUCR) **Backshell:** 100/172_173_01_0A

EMC-Category: 3C/LL Sig H in Cryostat

		Interface-Code					Grouping:								
Pin	**Signal Designation**	**Circuit**	**Signal**	**Pos.**	**Ch. ID**	**Wiring**	**Shd**	**Cable**	**Twist**	**Comment**	**Target-Item**	**Location**	**Connector**	**Pin**	**New**
005	PACS Gtsens Nom . srtn		PGT.- -		P104	041SS-38	12				HPFPU	70	131100 P41	021	
002	PACS Gtsens Nom . SH104		PGT.- -		P104	041SS-38	12			Cable P104 Shd	HPFPU	70	131100 P41	011	
-	NC														
-	NC														
-	NC														
-	NC														
-	NC														
-	NC														
-	NC														
-	NC														
-	NC														
-	NC														
-	NC														
-	NC														
-	NC														
-	NC														
-	NC														
-	NC														
-	NC														
-	NC														
-	NC														
-	NC														
-	NC														
-	NC														
-	NC														
-	NC														
-	NC														
-	NC														
-	NC														
-	NC														
-	NC														
-	NC														
-	NC														
-	NC														
-	NC														
-	NC														
-	NC														
-	NC									No Overall Shd Junction Side					

Astrium GmbH	**Pin Allocation List**	Doc.No.: HP-2-ASED-IC-0015
Project: HERSCHEL	**(Harness)**	Issue: 1.0 Date: 21.04.2004
		Sheet: PAL-1 (of 4)

Connector: 211121 P09 **Function:** UFThr 077.0° (PACS XP-01 10,11,12,13,14) **Conn.-Type:** 197-012P24-35S (Plug)

Item: CVVUCR **Location:** 33 / CVV I/F CB Top PFM (CVVUCR) **Backshell:** G9254 F24 M / M24-03

EMC-Category: 3I/LL Sig H fr CVVFT to SVMCB

		Interface-Code					Grouping:								
Pin	**Signal Designation**	**Circuit**	**Signal**	**Pos.**	**Ch. ID**	**Wiring**	**Shd**	**Cable**	**Twist**	**Comment**	**Target-Item**	**Location**	**Connector**	**Pin**	**New**
107	PACS DC Supply Gr 1 . VDDa1		PD2.-	-	P002	241SS-38	1			2 wires	HPSVMCB1	28	313100 J08	107	
107	PACS DC Supply Gr 1 . VDDa1		PD2.-	-	P002	241SS-38	1			2 wires	HPSVMCB1	28	313100 J08	107	3.
116	PACS DC Supply Gr 1 . VDas1		PD2.-	-	P002	241SS-38	1				HPSVMCB1	28	313100 J08	116	
123	PACS DC Supply Gr 1 . VSS1		PD2.-	-	P002	241SS-38	1			2 wires	HPSVMCB1	28	313100 J08	123	
123	PACS DC Supply Gr 1 . VSS1		PD2.-	-	P002	241SS-38	1			2 wires	HPSVMCB1	28	313100 J08	123	3.
124	PACS DC Supply Gr 1 . VSSs1		PD2.-	-	P002	241SS-38	1				HPSVMCB1	28	313100 J08	124	
108	PACS DC Supply Gr 1 . CaP1		PD2.-	-	P002	241SS-38	1				HPSVMCB1	28	313100 J08	108	
117	PACS DC Supply Gr 1 . CaPs1		PD2.-	-	P002	241SS-38	1				HPSVMCB1	28	313100 J08	117	
109	PACS DC Supply Gr 1 . CaN1		PD2.-	-	P002	241SS-38	1			Steel 241SS38	HPSVMCB1	28	313100 J08	109	
118	PACS DC Supply Gr 1 . CaNs1		PD2.-	-	P002	241SS-38	1				HPSVMCB1	28	313100 J08	118	
125	PACS DC Supply Gr 1 . CaN11		PD2.-	-	P002	241SS-38	1			H24138SS	HPSVMCB1	28	313100 J08	125	
126	PACS DC Supply Gr 1 . CN1s1		PD2.-	-	P002	241SS-38	1				HPSVMCB1	28	313100 J08	126	
110	PACS DC Supply Gr 1 . CaN21		PD2.-	-	P002	241SS-38	1				HPSVMCB1	28	313100 J08	110	
119	PACS DC Supply Gr 1 . CN2s1		PD2.-	-	P002	241SS-38	1				HPSVMCB1	28	313100 J08	119	
127	PACS DC Supply Gr 1 . VDDr1		PD2.-	-	P002	241SS-38	1				HPSVMCB1	28	313100 J08	127	
128	PACS DC Supply Gr 1 . VDrs1		PD2.-	-	P002	241SS-38	1				HPSVMCB1	28	313100 J08	128	
111	PACS DC Supply Gr 1 . LVL1		PD2.-	-	P002	241SS-38	1				HPSVMCB1	28	313100 J08	111	
120	PACS DC Supply Gr 1 . LVLs1		PD2.-	-	P002	241SS-38	1				HPSVMCB1	28	313100 J08	120	
121	PACS DC Supply Gr 1 . WELL1		PD2.-	-	P002	241SS-38	1				HPSVMCB1	28	313100 J08	121	
114	PACS DC Supply Gr 1 . WELs1		PD2.-	-	P002	241SS-38	1				HPSVMCB1	28	313100 J08	114	
112	PACS DC Supply Gr 1 . SUB1		PD2.-	-	P002	241SS-38	1				HPSVMCB1	28	313100 J08	112	
113	PACS DC Supply Gr 1 . SUBs1		PD2.-	-	P002	241SS-38	1				HPSVMCB1	28	313100 J08	113	
122	PACS DC Supply Gr 1 . SH002		PD2.-	-	P002	241SS-38	1			Cable 002 Shd	HPSVMCB1	28	313100 J08	122	
-															
104	PACS Detec Bias Gr 1 . Zero1		PD3.-	-	P003	061SS-38	2			Steel 061SS 38	HPSVMCB1	28	313100 J08	104	
103	PACS Detec Bias Gr 1 . Zers1		PD3.-	-	P003	061SS-38	2				HPSVMCB1	28	313100 J08	103	
092	PACS Detec Bias Gr 1 . Gnd1		PD3.-	-	P003	061SS-38	2			H06138SS	HPSVMCB1	28	313100 J08	092	
102	PACS Detec Bias Gr 1 . GnSe1		PD3.-	-	P003	061SS-38	2				HPSVMCB1	28	313100 J08	102	
093	PACS Detec Bias Gr 1 . R1		PD3.-	-	P003	061SS-38	2				HPSVMCB1	28	313100 J08	093	
091	PACS Detec Bias Gr 1 . Rs1		PD3.-	-	P003	061SS-38	2				HPSVMCB1	28	313100 J08	091	
090	PACS Detec Bias Gr 1 . SH003		PD3.-	-	P003	061SS-38	2			Cable 003 Shd	HPSVMCB1	28	313100 J08	090	
-															
089	PACS Logic Supply Gr 1 . SELC1		PD1.-	-	P001	111SS-38	3			Steel 111SS38	HPSVMCB1	28	313100 J08	089	
101	PACS Logic Supply Gr 1 . SEL11		PD1.-	-	P001	111SS-38	3				HPSVMCB1	28	313100 J08	101	
100	PACS Logic Supply Gr 1 . SEL21		PD1.-	-	P001	111SS-38	3				HPSVMCB1	28	313100 J08	100	
088	PACS Logic Supply Gr 1 . CaDs1		PD1.-	-	P001	111SS-38	3			H11138SS	HPSVMCB1	28	313100 J08	088	
087	PACS Logic Supply Gr 1 . CaD1		PD1.-	-	P001	111SS-38	3				HPSVMCB1	28	313100 J08	087	
099	PACS Logic Supply Gr 1 . CnDs1		PD1.-	-	P001	111SS-38	3				HPSVMCB1	28	313100 J08	099	
098	PACS Logic Supply Gr 1 . CnD1		PD1.-	-	P001	111SS-38	3				HPSVMCB1	28	313100 J08	098	

Astrium GmbH	**Pin Allocation List** (Harness)	Doc.No.: HP-2-ASED-IC-0015
Project: HERSCHEL		Issue: 1.0 Date: 21.04.2004
		Sheet: PAL-2 (of 4)

Connector: 211121 P09 **Function:** UFThr 077.0° (PACS XP-01 10,11,12,13,14) **Conn.-Type:** 197-012P24-35S (Plug)

Item: CVVUCR **Location:** 33 / CVV I/F CB Top PFM (CVVUCR) **Backshell:** G9254 F24 M / M24-03

EMC-Category: 3I/LL Sig H fr CVVFT to SVMCB

Pin	Signal Designation	Interface-Code Circuit	Signal	Pos.	Ch. ID	Wiring	Grouping: Shd	Cable	Twist	Comment	Target-Item	Location	Connector	Pin	New
086	PACS Logic Supply Gr 1 . VDDs1		PD1.-	-	P001	111SS-38	3				HPSVMCB1	28	313100 J08	086	
097	PACS Logic Supply Gr 1 . VDDd1		PD1.-	-	P001	111SS-38	3			2 Wires	HPSVMCB1	28	313100 J08	097	
097	PACS Logic Supply Gr 1 . VDDd1		PD1.-	-	P001	111SS-38	3			2 Wires	HPSVMCB1	28	313100 J08	097	3.
085	PACS Logic Supply Gr 1 . SH001		PD1.-	-	P001	111SS-38	3			Cable 001 Shd	HPSVMCB1	28	313100 J08	085	
-															
070	PACS Detec Out 01 1 . 1		PDO.-	-	P017	012SS-38	4			012SS38 TRIAX	HPSVMCB1	28	313100 J08	070	
069	PACS Detec Out 01 1 . I		PDO.-	-	P017	012SS-38	4			inner Shield	HPSVMCB1	28	313100 J08	069	
081	PACS Detec Out 01 1 . O		PDO.-	-	P017	012SS-38	4			outer Shield	HPSVMCB1	28	313100 J08	081	
-															
079	PACS Detec Out 02 1 . 1		PDO.-	-	P018	012SS-38	5			012SS38 TRIAX	HPSVMCB1	28	313100 J08	079	
080	PACS Detec Out 02 1 . I		PDO.-	-	P018	012SS-38	5			inner Shield	HPSVMCB1	28	313100 J08	080	
068	PACS Detec Out 02 1 . O		PDO.-	-	P018	012SS-38	5			outer Shield	HPSVMCB1	28	313100 J08	068	
-															
066	PACS Detec Out 03 1 . 1		PDO.-	-	P019	012SS-38	6			012SS38 TRIAX	HPSVMCB1	28	313100 J08	066	
078	PACS Detec Out 03 1 . I		PDO.-	-	P019	012SS-38	6			inner Shield	HPSVMCB1	28	313100 J08	078	
067	PACS Detec Out 03 1 . O		PDO.-	-	P019	012SS-38	6			outer Shield	HPSVMCB1	28	313100 J08	067	
-															
076	PACS Detec Out 04 1 . 1		PDO.-	-	P020	012SS-38	7			012SS38 TRIAX	HPSVMCB1	28	313100 J08	076	
065	PACS Detec Out 04 1 . I		PDO.-	-	P020	012SS-38	7			inner Shield	HPSVMCB1	28	313100 J08	065	
077	PACS Detec Out 04 1 . O		PDO.-	-	P020	012SS-38	7			outer Shield	HPSVMCB1	28	313100 J08	077	
-															
073	PACS Detec Out 05 1 . 1		PDO.-	-	P021	012SS-38	8			012SS38 TRIAX	HPSVMCB1	28	313100 J08	073	
062	PACS Detec Out 05 1 . I		PDO.-	-	P021	012SS-38	8			inner Shield	HPSVMCB1	28	313100 J08	062	
074	PACS Detec Out 05 1 . O		PDO.-	-	P021	012SS-38	8			outer Shield	HPSVMCB1	28	313100 J08	074	
-															
095	PACS Detec Out 06 1 . 1		PDO.-	-	P022	012SS-38	9			012SS38 TRIAX	HPSVMCB1	28	313100 J08	095	
084	PACS Detec Out 06 1 . I		PDO.-	-	P022	012SS-38	9			inner Shield	HPSVMCB1	28	313100 J08	084	
096	PACS Detec Out 06 1 . O		PDO.-	-	P022	012SS-38	9			outer Shield	HPSVMCB1	28	313100 J08	096	
-															
071	PACS Detec Out 07 1 . 1		PDO.-	-	P023	012SS-38	10			012SS38 TRIAX	HPSVMCB1	28	313100 J08	071	
083	PACS Detec Out 07 1 . I		PDO.-	-	P023	012SS-38	10			inner Shield	HPSVMCB1	28	313100 J08	083	
072	PACS Detec Out 07 1 . O		PDO.-	-	P023	012SS-38	10			outer Shield	HPSVMCB1	28	313100 J08	072	
-															
048	PACS Detec Outref a Gr 1 . 1		PDR.X	-	P13A	012BS-38	11			012SS38 TRIAX	HPSVMCB1	28	313100 J08	048	
049	PACS Detec Outref a Gr 1 . I		PDR.X	-	P13A	012BS-38	11			inner Shield	HPSVMCB1	28	313100 J08	049	
060	PACS Detec Outref a Gr 1 . O		PDR.X	-	P13A	012BS-38	11			outer Shield	HPSVMCB1	28	313100 J08	060	
-															
063	PACS Detec Out 08 1 . 1		PDO.-	-	P024	012SS-38	12			012SS38 TRIAX	HPSVMCB1	28	313100 J08	063	

Astrium GmbH	**Pin Allocation List**	Doc.No.: HP-2-ASED-IC-0015
Project: HERSCHEL	**(Harness)**	Issue: 1.0 Date: 21.04.2004
		Sheet: PAL-3 (of 4)

Connector: 211121 P09 **Function:** UFThr 077.0° (PACS XP-01 10,11,12,13,14) **Conn.-Type:** 197-012P24-35S (Plug)

Item: CVVUCR **Location:** 33 / CVV I/F CB Top PFM (CVVUCR) **Backshell:** G9254 F24 M / M24-03

EMC-Category: 3I/LL Sig H fr CVVFT to SVMCB

		Interface-Code					Grouping:							
Pin	**Signal Designation**	**Circuit**	**Signal**	**Pos.**	**Ch. ID**	**Wiring**	**Shd**	**Cable**	**Twist**	**Comment**	**Target-Item**	**Location**	**Connector**	**Pin**	**New**
075	PACS Detec Out 08 1 . I		PDO.-	-	P024	012SS-38	12			inner Shield	HPSVMCB1	28	313100 J08	075	
064	PACS Detec Out 08 1 . O		PDO.-	-	P024	012SS-38	12			outer Shield	HPSVMCB1	28	313100 J08	064	
-															
047	PACS Detec Out 09 1 . 1		PDO.-	-	P025	012SS-38	13			012SS38 TRIAX	HPSVMCB1	28	313100 J08	047	
046	PACS Detec Out 09 1 . I		PDO.-	-	P025	012SS-38	13			inner Shield	HPSVMCB1	28	313100 J08	046	
058	PACS Detec Out 09 1 . O		PDO.-	-	P025	012SS-38	13			outer Shield	HPSVMCB1	28	313100 J08	058	
-															
057	PACS Detec Out 10 1 . 1		PDO.-	-	P026	012SS-38	14			012SS38 TRIAX	HPSVMCB1	28	313100 J08	057	
056	PACS Detec Out 10 1 . I		PDO.-	-	P026	012SS-38	14			inner Shield	HPSVMCB1	28	313100 J08	056	
045	PACS Detec Out 10 1 . O		PDO.-	-	P026	012SS-38	14			outer Shield	HPSVMCB1	28	313100 J08	045	
-															
044	PACS Detec Out 11 1 . 1		PDO.-	-	P027	012SS-38	15			012SS38 TRIAX	HPSVMCB1	28	313100 J08	044	
043	PACS Detec Out 11 1 . I		PDO.-	-	P027	012SS-38	15			inner Shield	HPSVMCB1	28	313100 J08	043	
055	PACS Detec Out 11 1 . O		PDO.-	-	P027	012SS-38	15			outer Shield	HPSVMCB1	28	313100 J08	055	
-															
042	PACS Detec Out 12 1 . 1		PDO.-	-	P028	012SS-38	16			012SS38 TRIAX	HPSVMCB1	28	313100 J08	042	
053	PACS Detec Out 12 1 . I		PDO.-	-	P028	012SS-38	16			inner Shield	HPSVMCB1	28	313100 J08	053	
054	PACS Detec Out 12 1 . O		PDO.-	-	P028	012SS-38	16			outer Shield	HPSVMCB1	28	313100 J08	054	
-															
040	PACS Detec Out 13 1 . 1		PDO.-	-	P029	012SS-38	17			012SS38 TRIAX	HPSVMCB1	28	313100 J08	040	
041	PACS Detec Out 13 1 . I		PDO.-	-	P029	012SS-38	17			inner Shield	HPSVMCB1	28	313100 J08	041	
052	PACS Detec Out 13 1 . O		PDO.-	-	P029	012SS-38	17			outer Shield	HPSVMCB1	28	313100 J08	052	
-															
050	PACS Detec Outref b Gr 1 . b1		PDR.X	-	P13B	012BS-38	18			012SS38 TRIAX	HPSVMCB1	28	313100 J08	050	
039	PACS Detec Outref b Gr 1 . I		PDR.X	-	P13B	012BS-38	18			inner Shield	HPSVMCB1	28	313100 J08	039	
051	PACS Detec Outref b Gr 1 . O		PDR.X	-	P13B	012BS-38	18			outer Shield	HPSVMCB1	28	313100 J08	051	
-															
017	PACS Detec Synch Gr 1 . SIG		PDS.-	-	P030	021SS-38	19			2 wires	HPSVMCB1	28	313100 J08	017	
017	PACS Detec Synch Gr 1 . SIG		PDS.-	-	P030	021SS-38	19			2 wires	HPSVMCB1	28	313100 J08	017	3.
009	PACS Detec Synch Gr 1 . SH030		PDS.-	-	P030	021SS-38	19			Cable 030 Shd	HPSVMCB1	28	313100 J08	009	
-															
018	PACS Detec Clock Gr 1 . SIG		PDC.-	-	P031	021SS-38	20			2 Wires	HPSVMCB1	28	313100 J08	018	
018	PACS Detec Clock Gr 1 . SIG		PDC.-	-	P031	021SS-38	20			2 Wires	HPSVMCB1	28	313100 J08	018	3.
028	PACS Detec Clock Gr 1 . SH031		PDC.-	-	P031	021SS-38	20			Cable 031 Shd	HPSVMCB1	28	313100 J08	028	
-															
020	PACS Detec Tsens 1/2 . I161		PDT.-	-	P075	111SS-38	21			Steel 111SS38	HPSVMCB1	28	313100 J08	020	
031	PACS Detec Tsens 1/2 . U161		PDT.-	-	P075	111SS-38	21				HPSVMCB1	28	313100 J08	031	
021	PACS Detec Tsens 1/2 . U261		PDT.-	-	P075	111SS-38	21				HPSVMCB1	28	313100 J08	021	

Connector: 211121 P09 **Function:** UFThr 077.0° (PACS XP-01 10,11,12,13,14) **Conn.-Type:** 197-012P24-35S (Plug)

Item: CVVUCR **Location:** 33 / CVV I/F CB Top PFM (CVVUCR) **Backshell:** G9254 F24 M / M24-03

EMC-Category: 3I/LL Sig H fr CVVFT to SVMCB

Pin	Signal Designation	Interface-Code Circuit	Signal	Pos.	Ch. ID	Wiring	Grouping: Shd	Cable	Twist	Comment	Target-Item	Location	Connector	Pin	New
032	PACS Detec Tsens 1/2 . U361		PDT.-	-	P075	111SS-38	21			H11138SS	HPSVMCB1	28	313100 J08	032	
022	PACS Detec Tsens 1/2 . I261		PDT.-	-	P075	111SS-38	21				HPSVMCB1	28	313100 J08	022	
033	PACS Detec Tsens 1/2 . I1192		PDT.-	-	P075	111SS-38	21				HPSVMCB1	28	313100 J08	033	
023	PACS Detec Tsens 1/2 . U1192		PDT.-	-	P075	111SS-38	21				HPSVMCB1	28	313100 J08	023	
034	PACS Detec Tsens 1/2 . U2192		PDT.-	-	P075	111SS-38	21				HPSVMCB1	28	313100 J08	034	
024	PACS Detec Tsens 1/2 . U3192		PDT.-	-	P075	111SS-38	21				HPSVMCB1	28	313100 J08	024	
035	PACS Detec Tsens 1/2 . I2192		PDT.-	-	P075	111SS-38	21				HPSVMCB1	28	313100 J08	035	
030	PACS Detec Tsens 1/2 . SH075		PDT.-	-	P075	111SS-38	21			Cable 075 Shd	HPSVMCB1	28	313100 J08	030	
-	NC														
-	NC														
-	NC														
-	NC														
-	NC														
-	NC														
-	NC														
-	NC														
-	NC														
-	NC														
-	NC														
-	NC														
-	NC														
-	NC														
-	NC														
-	NC														
-	NC														
-	NC														
-	NC														
-	NC														
-	NC														
-	NC														
-	NC														
-	NC														
-	NC														
-	NC														
-	NC														
-	NC														
CH	Connector Housing									Overall Shd con to Backshell					

Astrium GmbH	**Pin Allocation List**	Doc.No.: HP-2-ASED-IC-0015
Project: HERSCHEL	**(Harness)**	Issue: 1.0 Date: 21.04.2004
		Sheet: PAL-1 (of 4)

Connector: 211121 P08 **Function:** UFThr 070.8° (PACS XP-02 J15,16,17,18) **Conn.-Type:** 197-012P22-35S (Plug)

Item: CVVUCR **Location:** 33 / CVV I/F CB Top PFM (CVVUCR) **Backshell:** G9254 F22 M / M22-03

EMC-Category: 2I/Sig H fr CVVFT to SVMCB

		Interface-Code					Grouping:							
Pin	**Signal Designation**	**Circuit**	**Signal**	**Pos.**	**Ch. ID**	**Wiring**	**Shd**	**Cable**	**Twist**	**Comment**	**Target-Item**	**Location**	**Connector**	**Pin**	**New**
093	PACS Detec Out 21 . 2		PDO.-	-	P039	012SS-38	1			021SS38 TRIAX	HPSVMCB1	28	3I313100 J07	093	
092	PACS Detec Out 21 . I		PDO.-	-	P039	012SS-38	1			inner Shield	HPSVMCB1	28	3I313100 J07	092	
100	PACS Detec Out 21 . O		PDO.-	-	P039	012SS-38	1			outer Shield	HPSVMCB1	28	3I313100 J07	100	
-															
099	PACS Detec Out 22 . 2		PDO.-	-	P040	012SS-38	2			021SS38 TRIAX	HPSVMCB1	28	3I313100 J07	099	
098	PACS Detec Out 22 . I		PDO.-	-	P040	012SS-38	2			inner Shield	HPSVMCB1	28	3I313100 J07	098	
091	PACS Detec Out 22 . O		PDO.-	-	P040	012SS-38	2			outer Shield	HPSVMCB1	28	3I313100 J07	091	
-															
090	PACS Detec Out 23 . 2		PDO.-	-	P041	012SS-38	3			021SS38 TRIAX	HPSVMCB1	28	3I313100 J07	090	
081	PACS Detec Out 23 . I		PDO.-	-	P041	012SS-38	3			inner Shield	HPSVMCB1	28	3I313100 J07	081	
089	PACS Detec Out 23 . O		PDO.-	-	P041	012SS-38	3			outer Shield	HPSVMCB1	28	3I313100 J07	089	
-															
096	PACS Detec Out 24 . 2		PDO.-	-	P042	012SS-38	4			021SS38 TRIAX	HPSVMCB1	28	3I313100 J07	096	
095	PACS Detec Out 24 . I		PDO.-	-	P042	012SS-38	4			inner Shield	HPSVMCB1	28	3I313100 J07	095	
097	PACS Detec Out 24 . O		PDO.-	-	P042	012SS-38	4			outer Shield	HPSVMCB1	28	3I313100 J07	097	
-															
087	PACS Detec Out 25 . 2		PDO.-	-	P043	012SS-38	5			021SS38 TRIAX	HPSVMCB1	28	3I313100 J07	087	
094	PACS Detec Out 25 . I		PDO.-	-	P043	012SS-38	5			inner Shield	HPSVMCB1	28	3I313100 J07	094	
088	PACS Detec Out 25 . O		PDO.-	-	P043	012SS-38	5			outer Shield	HPSVMCB1	28	3I313100 J07	088	
-															
080	PACS Detec Outref b Gr 2 . 2		PDR.X	-	P14B	012BS-38	6			021SS38 TRIAX	HPSVMCB1	28	3I313100 J07	080	
070	PACS Detec Outref b Gr 2 . I		PDR.X	-	P14B	012BS-38	6			inner Shield	HPSVMCB1	28	3I313100 J07	070	
079	PACS Detec Outref b Gr 2 . O		PDR.X	-	P14B	012BS-38	6			outer Shield	HPSVMCB1	28	3I313100 J07	079	
-															
086	PACS Detec Synch Gr 2 . SIG		PDS.-	-	P044	021SS-38	7			2 Wires	HPSVMCB1	28	3I313100 J07	086	
086	PACS Detec Synch Gr 2 . SIG		PDS.-	-	P044	021SS-38	7			2 Wires	HPSVMCB1	28	3I313100 J07	086	3.
077	PACS Detec Synch Gr 2 . SH044		PDS.-	-	P044	021SS-38	7			Cable 044 Shd	HPSVMCB1	28	3I313100 J07	077	
-															
068	PACS Detec Clock Gr 2 . SIG		PDC.-	-	P045	021SS-38	8			2 Wires	HPSVMCB1	28	3I313100 J07	068	
068	PACS Detec Clock Gr 2 . SIG		PDC.-	-	P045	021SS-38	8			2 Wires	HPSVMCB1	28	3I313100 J07	068	3.
078	PACS Detec Clock Gr 2 . SH045		PDC.-	-	P045	021SS-38	8			Cable 045 Shd	HPSVMCB1	28	3I313100 J07	078	
-															
076	PACS Detec Out 14 . 2		PDO.-	-	P032	012SS-38	9			021SS38 TRIAX	HPSVMCB1	28	3I313100 J07	076	
075	PACS Detec Out 14 . I		PDO.-	-	P032	012SS-38	9			inner Shield	HPSVMCB1	28	3I313100 J07	075	
085	PACS Detec Out 14 . O		PDO.-	-	P032	012SS-38	9			outer Shield	HPSVMCB1	28	3I313100 J07	085	
-															
074	PACS Detec Out 15 . 2		PDO.-	-	P033	012SS-38	10			021SS38 TRIAX	HPSVMCB1	28	3I313100 J07	074	
083	PACS Detec Out 15 . I		PDO.-	-	P033	012SS-38	10			inner Shield	HPSVMCB1	28	3I313100 J07	083	

Astrium GmbH	**Pin Allocation List**	Doc.No.: HP-2-ASED-IC-0015
Project: HERSCHEL	**(Harness)**	Issue: 1.0 Date: 21.04.2004
		Sheet: PAL-2 (of 4)

Connector: 211121 P08 **Function:** UFThr 070.8° (PACS XP-02 J15,16,17,18) **Conn.-Type:** 197-012P22-35S (Plug)

Item: CVVUCR **Location:** 33 / CVV I/F CB Top PFM (CVVUCR) **Backshell:** G9254 F22 M / M22-03

EMC-Category: 2I/Sig H fr CVVFT to SVMCB

		Interface-Code					Grouping:							
Pin	**Signal Designation**	**Circuit**	**Signal**	**Pos.**	**Ch. ID**	**Wiring**	**Shd**	**Cable**	**Twist**	**Comment**	**Target-Item**	**Location**	**Connector**	**Pin**	**New**
084	PACS Detec Out 15 . O		PDO.-	-	P033	012SS-38	10			outer Shield	HPSVMCB1	28	3I313100 J07	084	
-															
072	PACS Detec Out 16 . 2		PDO.-	-	P034	012SS-38	11			021SS38 TRIAX	HPSVMCB1	28	3I313100 J07	072	
073	PACS Detec Out 16 . I		PDO.-	-	P034	012SS-38	11			inner Shield	HPSVMCB1	28	3I313100 J07	073	
082	PACS Detec Out 16 . O		PDO.-	-	P034	012SS-38	11			outer Shield	HPSVMCB1	28	3I313100 J07	082	
-															
061	PACS Detec Out 17 . 2		PDO.-	-	P035	012SS-38	12			021SS38 TRIAX	HPSVMCB1	28	3I313100 J07	061	
071	PACS Detec Out 17 . I		PDO.-	-	P035	012SS-38	12			inner Shield	HPSVMCB1	28	3I313100 J07	071	
060	PACS Detec Out 17 . O		PDO.-	-	P035	012SS-38	12			outer Shield	HPSVMCB1	28	3I313100 J07	060	
-															
059	PACS Detec Out 18 . 2		PDO.-	-	P036	012SS-38	13			021SS38 TRIAX	HPSVMCB1	28	3I313100 J07	059	
058	PACS Detec Out 18 . I		PDO.-	-	P036	012SS-38	13			inner Shield	HPSVMCB1	28	3I313100 J07	058	
069	PACS Detec Out 18 . O		PDO.-	-	P036	012SS-38	13			outer Shield	HPSVMCB1	28	3I313100 J07	069	
-															
055	PACS Detec Out 19 . 2		PDO.-	-	P037	012SS-38	14			021SS38 TRIAX	HPSVMCB1	28	3I313100 J07	055	
066	PACS Detec Out 19 . I		PDO.-	-	P037	012SS-38	14			inner Shield	HPSVMCB1	28	3I313100 J07	066	
065	PACS Detec Out 19 . O		PDO.-	-	P037	012SS-38	14			outer Shield	HPSVMCB1	28	3I313100 J07	065	
-															
053	PACS Detec Out 20 . 2		PDO.-	-	P038	012SS-38	15			021SS38 TRIAX	HPSVMCB1	28	3I313100 J07	053	
054	PACS Detec Out 20 . I		PDO.-	-	P038	012SS-38	15			inner Shield	HPSVMCB1	28	3I313100 J07	054	
064	PACS Detec Out 20 . O		PDO.-	-	P038	012SS-38	15			outer Shield	HPSVMCB1	28	3I313100 J07	064	
-															
052	PACS Detec Outref a Gr 2 . 2		PDR.X	-	P14A	012BS-38	16			021SS38 TRIAX	HPSVMCB1	28	3I313100 J07	052	
051	PACS Detec Outref a Gr 2 . I		PDR.X	-	P14A	012BS-38	16			inner Shield	HPSVMCB1	28	3I313100 J07	051	
062	PACS Detec Outref a Gr 2 . O		PDR.X	-	P14A	012BS-38	16			outer Shield	HPSVMCB1	28	3I313100 J07	062	
-															
041	PACS Logic Supply Gr 2 . SELC2		PD1.-	-	P004	111SS-38	17			Steel 111SS38	HPSVMCB1	28	3I313100 J07	041	
031	PACS Logic Supply Gr 2 . SEL12		PD1.-	-	P004	111SS-38	17				HPSVMCB1	28	3I313100 J07	031	
042	PACS Logic Supply Gr 2 . SEL22		PD1.-	-	P004	111SS-38	17			H11138SS	HPSVMCB1	28	3I313100 J07	042	
032	PACS Logic Supply Gr 2 . CaDs2		PD1.-	-	P004	111SS-38	17				HPSVMCB1	28	3I313100 J07	032	
043	PACS Logic Supply Gr 2 . CaD2		PD1.-	-	P004	111SS-38	17				HPSVMCB1	28	3I313100 J07	043	
033	PACS Logic Supply Gr 2 . CnDs2		PD1.-	-	P004	111SS-38	17				HPSVMCB1	28	3I313100 J07	033	
044	PACS Logic Supply Gr 2 . CnD2		PD1.-	-	P004	111SS-38	17				HPSVMCB1	28	3I313100 J07	044	
034	PACS Logic Supply Gr 2 . VDDs2		PD1.-	-	P004	111SS-38	17				HPSVMCB1	28	3I313100 J07	034	
045	PACS Logic Supply Gr 2 . VDD2		PD1.-	-	P004	111SS-38	17			2 Wires	HPSVMCB1	28	3I313100 J07	045	
045	PACS Logic Supply Gr 2 . VDD2		PD1.-	-	P004	111SS-38	17			2 Wires	HPSVMCB1	28	3I313100 J07	045	3.
030	PACS Logic Supply Gr 2 . SH004		PD1.-	-	P004	111SS-38	17			Cable 004 Shd	HPSVMCB1	28	3I313100 J07	030	
-															

Astrium GmbH	**Pin Allocation List** (Harness)	Doc.No.: HP-2-ASED-IC-0015
Project: HERSCHEL		Issue: 1.0 Date: 21.04.2004
		Sheet: PAL-3 (of 4)

Connector: 211121 P08 **Function:** UFThr 070.8° (PACS XP-02 J15,16,17,18) **Conn.-Type:** 197-012P22-35S (Plug)

Item: CVVUCR **Location:** 33 / CVV I/F CB Top PFM (CVVUCR) **Backshell:** G9254 F22 M / M22-03

EMC-Category: 2I/Sig H fr CVVFT to SVMCB

		Interface-Code					Grouping:								
Pin	**Signal Designation**	**Circuit**	**Signal**	**Pos.**	**Ch. ID**	**Wiring**	**Shd**	**Cable**	**Twist**	**Comment**	**Target-Item**	**Location**	**Connector**	**Pin**	**New**
009	PACS DC Supply Gr 2 . VDDa2		PD2.-	-	P005	241SS-38	18			2 Wires	HPSVMCB1	28	3I313100 J07	009	
009	PACS DC Supply Gr 2 . VDDa2		PD2.-	-	P005	241SS-38	18			2 Wires	HPSVMCB1	28	3I313100 J07	009	3.
018	PACS DC Supply Gr 2 . VDas2		PD2.-	-	P005	241SS-38	18				HPSVMCB1	28	3I313100 J07	018	
010	PACS DC Supply Gr 2 . VSS2		PD2.-	-	P005	241SS-38	18			2 Wires	HPSVMCB1	28	3I313100 J07	010	
010	PACS DC Supply Gr 2 . VSS2		PD2.-	-	P005	241SS-38	18			2 Wires	HPSVMCB1	28	3I313100 J07	010	3.
019	PACS DC Supply Gr 2 . VSSs2		PD2.-	-	P005	241SS-38	18				HPSVMCB1	28	3I313100 J07	019	
011	PACS DC Supply Gr 2 . CaP2		PD2.-	-	P005	241SS-38	18				HPSVMCB1	28	3I313100 J07	011	
020	PACS DC Supply Gr 2 . CaPs2		PD2.-	-	P005	241SS-38	18				HPSVMCB1	28	3I313100 J07	020	
012	PACS DC Supply Gr 2 . CaN2		PD2.-	-	P005	241SS-38	18			H24138SS	HPSVMCB1	28	3I313100 J07	012	
021	PACS DC Supply Gr 2 . CaNs2		PD2.-	-	P005	241SS-38	18				HPSVMCB1	28	3I313100 J07	021	
013	PACS DC Supply Gr 2 . CaN12		PD2.-	-	P005	241SS-38	18				HPSVMCB1	28	3I313100 J07	013	
022	PACS DC Supply Gr 2 . CN1s2		PD2.-	-	P005	241SS-38	18				HPSVMCB1	28	3I313100 J07	022	
014	PACS DC Supply Gr 2 . CaN22		PD2.-	-	P005	241SS-38	18				HPSVMCB1	28	3I313100 J07	014	
023	PACS DC Supply Gr 2 . CN2s2		PD2.-	-	P005	241SS-38	18				HPSVMCB1	28	3I313100 J07	023	
015	PACS DC Supply Gr 2 . VDDr2		PD2.-	-	P005	241SS-38	18				HPSVMCB1	28	3I313100 J07	015	
024	PACS DC Supply Gr 2 . VDrs2		PD2.-	-	P005	241SS-38	18				HPSVMCB1	28	3I313100 J07	024	
006	PACS DC Supply Gr 2 . LVL2		PD2.-	-	P005	241SS-38	18				HPSVMCB1	28	3I313100 J07	006	
007	PACS DC Supply Gr 2 . LVLs2		PD2.-	-	P005	241SS-38	18				HPSVMCB1	28	3I313100 J07	007	
004	PACS DC Supply Gr 2 . WELL2		PD2.-	-	P005	241SS-38	18				HPSVMCB1	28	3I313100 J07	004	
005	PACS DC Supply Gr 2 . WELs2		PD2.-	-	P005	241SS-38	18				HPSVMCB1	28	3I313100 J07	005	
002	PACS DC Supply Gr 2 . SUB2		PD2.-	-	P005	241SS-38	18				HPSVMCB1	28	3I313100 J07	002	
003	PACS DC Supply Gr 2 . SUBs2		PD2.-	-	P005	241SS-38	18				HPSVMCB1	28	3I313100 J07	003	
001	PACS DC Supply Gr 2 . SH005		PD2.-	-	P005	241SS-38	18			Cable 005 Shd	HPSVMCB1	28	3I313100 J07	001	
-															
027	PACS Detec Bias Gr 2 . Zero2		PD3.-	-	P006	061SS-38	19			Steel 061SS38	HPSVMCB1	28	3I313100 J07	027	
038	PACS Detec Bias Gr 2 . Zers2		PD3.-	-	P006	061SS-38	19				HPSVMCB1	28	3I313100 J07	038	
028	PACS Detec Bias Gr 2 . Gnd2		PD3.-	-	P006	061SS-38	19				HPSVMCB1	28	3I313100 J07	028	
039	PACS Detec Bias Gr 2 . GnSe2		PD3.-	-	P006	061SS-38	19			H06138SS	HPSVMCB1	28	3I313100 J07	039	
029	PACS Detec Bias Gr 2 . R2		PD3.-	-	P006	061SS-38	19				HPSVMCB1	28	3I313100 J07	029	
040	PACS Detec Bias Gr 2 . Rs2		PD3.-	-	P006	061SS-38	19				HPSVMCB1	28	3I313100 J07	040	
037	PACS Detec Bias Gr 2 . SH006		PD3.-	-	P006	061SS-38	19			Cable 006 Shd	HPSVMCB1	28	3I313100 J07	037	
-	NC														
-	NC														
-	NC														
-	NC														
-	NC														
-	NC														
-	NC														
-	NC														
-	NC														

Astrium GmbH	**Pin Allocation List** (Harness)	Doc.No.: HP-2-ASED-IC-0015
Project: HERSCHEL		Issue: 1.0 Date: 21.04.2004
		Sheet: PAL-4 (of 4)

Connector: 211121 P08 **Function:** UFThr 070.8° (PACS XP-02 J15,16,17,18) **Conn.-Type:** 197-012P22-35S (Plug)

Item: CVVUCR **Location:** 33 / CVV I/F CB Top PFM (CVVUCR) **Backshell:** G9254 F22 M / M22-03

EMC-Category: 2I/Sig H fr CVVFT to SVMCB

Pin	Signal Designation	Interface-Code Circuit	Signal	Pos.	Ch. ID	Wiring	Grouping: Shd	Cable	Twist	Comment	Target-Item	Location	Connector	Pin	New
-	NC														
-	NC														
-	NC														
-	NC														
-	NC														
-	NC														
-															
CH	Connector Housing									Overall Shd con to Backshell					

Astrium GmbH	**Pin Allocation List**	Doc.No.: HP-2-ASED-IC-0015
Project: HERSCHEL	**(Harness)**	Issue: 1.0 Date: 21.04.2004
		Sheet: PAL-1 (of 5)

Connector: 211121 P02 **Function:** UFThr 013.0° (PACS XP-03 20,21,22,23,24) **Conn.-Type:** 197-012P24-35S (Plug)

Item: CVVUCR **Location:** 33 / CVV I/F CB Top PFM (CVVUCR) **Backshell:** G9254 F24 M / M24-03

EMC-Category: 3I/LL Sig H fr CVVFT to SVMCB

		Interface-Code					Grouping:							
Pin	**Signal Designation**	**Circuit**	**Signal**	**Pos.**	**Ch. ID**	**Wiring**	**Shd**	**Cable**	**Twist**	**Comment**	**Target-Item**	**Location**	**Connector**	**Pin**	**New**
107	PACS DC Supply Gr 3 . VDDa3		PD2.-	-	P008	241SS-38	1			2 Wires	HPSVMCB1	28	313100 J02	107	
107	PACS DC Supply Gr 3 . VDDa3		PD2.-	-	P008	241SS-38	1			2 Wires	HPSVMCB1	28	313100 J02	107	3.
116	PACS DC Supply Gr 3 . VDas3		PD2.-	-	P008	241SS-38	1				HPSVMCB1	28	313100 J02	116	
123	PACS DC Supply Gr 3 . VSS3		PD2.-	-	P008	241SS-38	1			2 Wires	HPSVMCB1	28	313100 J02	123	
123	PACS DC Supply Gr 3 . VSS3		PD2.-	-	P008	241SS-38	1			2 Wires	HPSVMCB1	28	313100 J02	123	3.
124	PACS DC Supply Gr 3 . VSSs3		PD2.-	-	P008	241SS-38	1				HPSVMCB1	28	313100 J02	124	
108	PACS DC Supply Gr 3 . CaP3		PD2.-	-	P008	241SS-38	1				HPSVMCB1	28	313100 J02	108	
117	PACS DC Supply Gr 3 . CaPs3		PD2.-	-	P008	241SS-38	1				HPSVMCB1	28	313100 J02	117	
109	PACS DC Supply Gr 3 . CaN3		PD2.-	-	P008	241SS-38	1			Steel 241SS38	HPSVMCB1	28	313100 J02	109	
118	PACS DC Supply Gr 3 . CaNs3		PD2.-	-	P008	241SS-38	1				HPSVMCB1	28	313100 J02	118	
125	PACS DC Supply Gr 3 . CaN13		PD2.-	-	P008	241SS-38	1				HPSVMCB1	28	313100 J02	125	
126	PACS DC Supply Gr 3 . CN1s3		PD2.-	-	P008	241SS-38	1			H24138SS	HPSVMCB1	28	313100 J02	126	
110	PACS DC Supply Gr 3 . CaN23		PD2.-	-	P008	241SS-38	1				HPSVMCB1	28	313100 J02	110	
119	PACS DC Supply Gr 3 . CN2s3		PD2.-	-	P008	241SS-38	1				HPSVMCB1	28	313100 J02	119	
127	PACS DC Supply Gr 3 . VDDr3		PD2.-	-	P008	241SS-38	1				HPSVMCB1	28	313100 J02	127	
128	PACS DC Supply Gr 3 . VDrs3		PD2.-	-	P008	241SS-38	1				HPSVMCB1	28	313100 J02	128	
111	PACS DC Supply Gr 3 . LVL3		PD2.-	-	P008	241SS-38	1				HPSVMCB1	28	313100 J02	111	
120	PACS DC Supply Gr 3 . LVLs3		PD2.-	-	P008	241SS-38	1				HPSVMCB1	28	313100 J02	120	
121	PACS DC Supply Gr 3 . WELL3		PD2.-	-	P008	241SS-38	1				HPSVMCB1	28	313100 J02	121	
114	PACS DC Supply Gr 3 . WELs3		PD2.-	-	P008	241SS-38	1				HPSVMCB1	28	313100 J02	114	
112	PACS DC Supply Gr 3 . SUB3		PD2.-	-	P008	241SS-38	1				HPSVMCB1	28	313100 J02	112	
113	PACS DC Supply Gr 3 . SUBs3		PD2.-	-	P008	241SS-38	1				HPSVMCB1	28	313100 J02	113	
122	PACS DC Supply Gr 3 . SH008		PD2.-	-	P008	241SS-38	1			Cable P008 Shd	HPSVMCB1	28	313100 J02	122	
-															
104	PACS Detec Bias Gr 3 . Zero3		PD3.-	-	P009	061SS-38	2			Steel 061SS38	HPSVMCB1	28	313100 J02	104	
103	PACS Detec Bias Gr 3 . Zers3		PD3.-	-	P009	061SS-38	2				HPSVMCB1	28	313100 J02	103	
092	PACS Detec Bias Gr 3 . Gnd3		PD3.-	-	P009	061SS-38	2				HPSVMCB1	28	313100 J02	092	
102	PACS Detec Bias Gr 3 . GnSe3		PD3.-	-	P009	061SS-38	2			H06138SS	HPSVMCB1	28	313100 J02	102	
093	PACS Detec Bias Gr 3 . R3		PD3.-	-	P009	061SS-38	2				HPSVMCB1	28	313100 J02	093	
091	PACS Detec Bias Gr 3 . Rs3		PD3.-	-	P009	061SS-38	2				HPSVMCB1	28	313100 J02	091	
090	PACS Detec Bias Gr 3 . SH009		PD3.-	-	P009	061SS-38	2			Cable P009 Shd	HPSVMCB1	28	313100 J02	090	
-															
089	PACS Logic Supply Gr 3 . SELC3		PD1.-	-	P007	111SS-38	3			Steel 111SS38	HPSVMCB1	28	313100 J02	089	
101	PACS Logic Supply Gr 3 . SEL13		PD1.-	-	P007	111SS-38	3				HPSVMCB1	28	313100 J02	101	
100	PACS Logic Supply Gr 3 . SEL23		PD1.-	-	P007	111SS-38	3				HPSVMCB1	28	313100 J02	100	
088	PACS Logic Supply Gr 3 . CaDs3		PD1.-	-	P007	111SS-38	3			H11138SS	HPSVMCB1	28	313100 J02	088	
087	PACS Logic Supply Gr 3 . CaD3		PD1.-	-	P007	111SS-38	3				HPSVMCB1	28	313100 J02	087	
099	PACS Logic Supply Gr 3 . CnDs3		PD1.-	-	P007	111SS-38	3				HPSVMCB1	28	313100 J02	099	
098	PACS Logic Supply Gr 3 . CnD3		PD1.-	-	P007	111SS-38	3				HPSVMCB1	28	313100 J02	098	

Astrium GmbH	**Pin Allocation List**	Doc.No.: HP-2-ASED-IC-0015
Project: HERSCHEL	**(Harness)**	Issue: 1.0 Date: 21.04.2004
		Sheet: PAL-2 (of 5)

Connector: 211121 P02 **Function:** UFThr 013.0° (PACS XP-03 20,21,22,23,24) **Conn.-Type:** 197-012P24-35S (Plug)

Item: CVVUCR **Location:** 33 / CVV I/F CB Top PFM (CVVUCR) **Backshell:** G9254 F24 M / M24-03

EMC-Category: 3I/LL Sig H fr CVVFT to SVMCB

		Interface-Code					Grouping:							
Pin	**Signal Designation**	**Circuit**	**Signal**	**Pos.**	**Ch. ID**	**Wiring**	**Shd**	**Cable**	**Twist**	**Comment**	**Target-Item**	**Location**	**Connector**	**Pin**	**New**
086	PACS Logic Supply Gr 3 . VDDs3		PD1.-	-	P007	111SS-38	3				HPSVMCB1	28	313100 J02	086	
097	PACS Logic Supply Gr 3 . VDD3		PD1.-	-	P007	111SS-38	3			2 Wires	HPSVMCB1	28	313100 J02	097	
097	PACS Logic Supply Gr 3 . VDD3		PD1.-	-	P007	111SS-38	3			2 Wires	HPSVMCB1	28	313100 J02	097	3.
085	PACS Logic Supply Gr 3 . SH007		PD1.-	-	P007	111SS-38	3			Cable P007 Shd	HPSVMCB1	28	313100 J02	085	
-															
070	PACS Detec Out 01 . 3		PDO.-	-	P046	012SS-38	4			012SS38 TRIAX	HPSVMCB1	28	313100 J02	070	
069	PACS Detec Out 01 . I		PDO.-	-	P046	012SS-38	4			inner Shield	HPSVMCB1	28	313100 J02	069	
081	PACS Detec Out 01 . O		PDO.-	-	P046	012SS-38	4			outer Shield	HPSVMCB1	28	313100 J02	081	
-															
079	PACS Detec Out 02 . 3		PDO.-	-	P047	012SS-38	5			012SS38 TRIAX	HPSVMCB1	28	313100 J02	079	
080	PACS Detec Out 02 . I		PDO.-	-	P047	012SS-38	5			inner Shield	HPSVMCB1	28	313100 J02	080	
068	PACS Detec Out 02 . O		PDO.-	-	P047	012SS-38	5			outer Shield	HPSVMCB1	28	313100 J02	068	
-															
066	PACS Detec Out 03 . 3		PDO.-	-	P048	012SS-38	6			012SS38 TRIAX	HPSVMCB1	28	313100 J02	066	
078	PACS Detec Out 03 . I		PDO.-	-	P048	012SS-38	6			inner Shield	HPSVMCB1	28	313100 J02	078	
067	PACS Detec Out 03 . O		PDO.-	-	P048	012SS-38	6			outer Shield	HPSVMCB1	28	313100 J02	067	
-															
076	PACS Detec Out 04 . 3		PDO.-	-	P049	012SS-38	7			012SS38 TRIAX	HPSVMCB1	28	313100 J02	076	
065	PACS Detec Out 04 . I		PDO.-	-	P049	012SS-38	7			inner Shield	HPSVMCB1	28	313100 J02	065	
077	PACS Detec Out 04 . O		PDO.-	-	P049	012SS-38	7			outer Shield	HPSVMCB1	28	313100 J02	077	
-															
073	PACS Detec Out 05 . 3		PDO.-	-	P050	012SS-38	8			012SS38 TRIAX	HPSVMCB1	28	313100 J02	073	
062	PACS Detec Out 05 . I		PDO.-	-	P050	012SS-38	8			inner Shield	HPSVMCB1	28	313100 J02	062	
074	PACS Detec Out 05 . O		PDO.-	-	P050	012SS-38	8			outer Shield	HPSVMCB1	28	313100 J02	074	
-															
095	PACS Detec Out 06 . 3		PDO.-	-	P051	012SS-38	9			012SS38 TRIAX	HPSVMCB1	28	313100 J02	095	
084	PACS Detec Out 06 . I		PDO.-	-	P051	012SS-38	9			inner Shield	HPSVMCB1	28	313100 J02	084	
096	PACS Detec Out 06 . O		PDO.-	-	P051	012SS-38	9			outer Shield	HPSVMCB1	28	313100 J02	096	
-															
071	PACS Detec Out 07 . 3		PDO.-	-	P052	012SS-38	10			012SS38 TRIAX	HPSVMCB1	28	313100 J02	071	
083	PACS Detec Out 07 . I		PDO.-	-	P052	012SS-38	10			inner Shield	HPSVMCB1	28	313100 J02	083	
072	PACS Detec Out 07 . O		PDO.-	-	P052	012SS-38	10			outer Shield	HPSVMCB1	28	313100 J02	072	
-															
048	PACS Detec Outref a Gr 3 . 3		PDR.-	-	P15A	012SS-38	11			012SS38 TRIAX	HPSVMCB1	28	313100 J02	048	
049	PACS Detec Outref a Gr 3 . I		PDR.-	-	P15A	012SS-38	11			inner Shield	HPSVMCB1	28	313100 J02	049	
060	PACS Detec Outref a Gr 3 . O		PDR.-	-	P15A	012SS-38	11			outer Shield	HPSVMCB1	28	313100 J02	060	
-															
063	PACS Detec Out 08 . 3		PDO.-	-	P053	012SS-38	12			012SS38 TRIAX	HPSVMCB1	28	313100 J02	063	

Astrium GmbH	**Pin Allocation List**	Doc.No.: HP-2-ASED-IC-0015
Project: HERSCHEL	**(Harness)**	Issue: 1.0 Date: 21.04.2004
		Sheet: PAL-3 (of 5)

Connector: 211121 P02 **Function:** UFThr 013.0° (PACS XP-03 20,21,22,23,24) **Conn.-Type:** 197-012P24-35S (Plug)

Item: CVVUCR **Location:** 33 / CVV I/F CB Top PFM (CVVUCR) **Backshell:** G9254 F24 M / M24-03

EMC-Category: 3I/LL Sig H fr CVVFT to SVMCB

		Interface-Code					Grouping:							
Pin	**Signal Designation**	**Circuit**	**Signal**	**Pos.**	**Ch. ID**	**Wiring**	**Shd**	**Cable**	**Twist**	**Comment**	**Target-Item**	**Location**	**Connector**	**Pin**	**New**
075	PACS Detec Out 08 . I		PDO.-	-	P053	012SS-38	12			inner Shield	HPSVMCB1	28	313100 J02	075	
064	PACS Detec Out 08 . O		PDO.-	-	P053	012SS-38	12			outer Shield	HPSVMCB1	28	313100 J02	064	
-															
047	PACS Detec Out 09 . 3		PDO.-	-	P054	012SS-38	13			012SS38 TRIAX	HPSVMCB1	28	313100 J02	047	
046	PACS Detec Out 09 . I		PDO.-	-	P054	012SS-38	13			inner Shield	HPSVMCB1	28	313100 J02	046	
058	PACS Detec Out 09 . O		PDO.-	-	P054	012SS-38	13			outer Shield	HPSVMCB1	28	313100 J02	058	
-															
057	PACS Detec Out 10 . 3		PDO.-	-	P055	012SS-38	14			012SS38 TRIAX	HPSVMCB1	28	313100 J02	057	
056	PACS Detec Out 10 . I		PDO.-	-	P055	012SS-38	14			inner Shield	HPSVMCB1	28	313100 J02	056	
045	PACS Detec Out 10 . O		PDO.-	-	P055	012SS-38	14			outer Shield	HPSVMCB1	28	313100 J02	045	
-															
044	PACS Detec Out 11 . 3		PDO.-	-	P056	012SS-38	15			012SS38 TRIAX	HPSVMCB1	28	313100 J02	044	
043	PACS Detec Out 11 . I		PDO.-	-	P056	012SS-38	15			inner Shield	HPSVMCB1	28	313100 J02	043	
055	PACS Detec Out 11 . O		PDO.-	-	P056	012SS-38	15			outer Shield	HPSVMCB1	28	313100 J02	055	
-															
042	PACS Detec Out 12 . 3		PDO.-	-	P057	012SS-38	16			012SS38 TRIAX	HPSVMCB1	28	313100 J02	042	
053	PACS Detec Out 12 . I		PDO.-	-	P057	012SS-38	16			inner Shield	HPSVMCB1	28	313100 J02	053	
054	PACS Detec Out 12 . O		PDO.-	-	P057	012SS-38	16			outer Shield	HPSVMCB1	28	313100 J02	054	
-															
040	PACS Detec Out 13 . 3		PDO.-	-	P058	012SS-38	17			012SS38 TRIAX	HPSVMCB1	28	313100 J02	040	
041	PACS Detec Out 13 . I		PDO.-	-	P058	012SS-38	17			inner Shield	HPSVMCB1	28	313100 J02	041	
052	PACS Detec Out 13 . O		PDO.-	-	P058	012SS-38	17			outer Shield	HPSVMCB1	28	313100 J02	052	
-															
050	PACS Detec Outref b Gr 3 . 3		PDR.-	-	P15B	012SS-38	18			012SS38 TRIAX	HPSVMCB1	28	313100 J02	050	
039	PACS Detec Outref b Gr 3 . I		PDR.-	-	P15B	012SS-38	18			inner Shield	HPSVMCB1	28	313100 J02	039	
051	PACS Detec Outref b Gr 3 . O		PDR.-	-	P15B	012SS-38	18			outer Shield	HPSVMCB1	28	313100 J02	051	
-															
017	PACS Detec Synch Gr 3 . SIG		PDS.-	-	P059	021SS-38	19			2 Wires	HPSVMCB1	28	313100 J02	017	
017	PACS Detec Synch Gr 3 . SIG		PDS.-	-	P059	021SS-38	19			2 Wires	HPSVMCB1	28	313100 J02	017	3.
009	PACS Detec Synch Gr 3 . SH059		PDS.-	-	P059	021SS-38	19			Cable P059 Shd	HPSVMCB1	28	313100 J02	009	
-															
018	PACS Detec Clock Gr 3 . SIG		PDC.-	-	P060	021SS-38	20			2 Wires	HPSVMCB1	28	313100 J02	018	
018	PACS Detec Clock Gr 3 . SIG		PDC.-	-	P060	021SS-38	20			2 Wires	HPSVMCB1	28	313100 J02	018	3.
028	PACS Detec Clock Gr 3 . SH060		PDC.-	-	P060	021SS-38	20			Cable P060 Shd	HPSVMCB1	28	313100 J02	028	
-															
010	PACS Detec Tsens+H Sup 3/4 . I163		PD4.-	-	P076	191SS-38	21			Steel 191SS38	HPSVMCB1	28	313100 J02	010	
019	PACS Detec Tsens+H Sup 3/4 . U163		PD4.-	-	P076	191SS-38	21				HPSVMCB1	28	313100 J02	019	
011	PACS Detec Tsens+H Sup 3/4 . U263		PD4.-	-	P076	191SS-38	21				HPSVMCB1	28	313100 J02	011	

Astrium GmbH	**Pin Allocation List** (Harness)	Doc.No.: HP-2-ASED-IC-0015
Project: HERSCHEL		Issue: 1.0 Date: 21.04.2004
		Sheet: PAL-4 (of 5)

Connector: 211121 P02 **Function:** UFThr 013.0° (PACS XP-03 20,21,22,23,24) **Conn.-Type:** 197-012P24-35S (Plug)

Item: CVVUCR **Location:** 33 / CVV I/F CB Top PFM (CVVUCR) **Backshell:** G9254 F24 M / M24-03

EMC-Category: 3I/LL Sig H fr CVVFT to SVMCB

Pin	Signal Designation	Interface-Code Circuit	Signal	Pos.	Ch. ID	Wiring	Grouping: Shd	Cable	Twist	Comment	Target-Item	Location	Connector	Pin	New
020	PACS Detec Tsens+H Sup 3/4 . U363		PD4.-	-	P076	191SS-38	21			H19138SS	HPSVMCB1	28	313100 J02	020	
012	PACS Detec Tsens+H Sup 3/4 . I263		PD4.-	-	P076	191SS-38	21				HPSVMCB1	28	313100 J02	012	
021	PACS Detec Tsens+H Sup 3/4 . I1194		PD4.-	-	P076	191SS-38	21				HPSVMCB1	28	313100 J02	021	
013	PACS Detec Tsens+H Sup 3/4 . U1194		PD4.-	-	P076	191SS-38	21				HPSVMCB1	28	313100 J02	013	
022	PACS Detec Tsens+H Sup 3/4 . U2194		PD4.-	-	P076	191SS-38	21				HPSVMCB1	28	313100 J02	022	
014	PACS Detec Tsens+H Sup 3/4 . U3194		PD4.-	-	P076	191SS-38	21				HPSVMCB1	28	313100 J02	014	
023	PACS Detec Tsens+H Sup 3/4 . I2194		PD4.-	-	P076	191SS-38	21				HPSVMCB1	28	313100 J02	023	
004	PACS Detec Tsens+H Sup 3/4 . He1hi		PD4.-	-	P076	191SS-38	21			2 Wires	HPSVMCB1	28	313100 J02	004	
004	PACS Detec Tsens+H Sup 3/4 . He1hi		PD4.-	-	P076	191SS-38	21			2 Wires	HPSVMCB1	28	313100 J02	004	3.
005	PACS Detec Tsens+H Sup 3/4 . He1lo		PD4.-	-	P076	191SS-38	21			2 Wires	HPSVMCB1	28	313100 J02	005	
005	PACS Detec Tsens+H Sup 3/4 . He1lo		PD4.-	-	P076	191SS-38	21			2 Wires	HPSVMCB1	28	313100 J02	005	3.
006	PACS Detec Tsens+H Sup 3/4 . He2hi		PD4.-	-	P076	191SS-38	21			2 Wires	HPSVMCB1	28	313100 J02	006	
006	PACS Detec Tsens+H Sup 3/4 . He2hi		PD4.-	-	P076	191SS-38	21			2 Wires	HPSVMCB1	28	313100 J02	006	3.
007	PACS Detec Tsens+H Sup 3/4 . He2lo		PD4.-	-	P076	191SS-38	21			2 Wires	HPSVMCB1	28	313100 J02	007	
007	PACS Detec Tsens+H Sup 3/4 . He2lo		PD4.-	-	P076	191SS-38	21			2 Wires	HPSVMCB1	28	313100 J02	007	3.
003	PACS Detec Tsens+H Sup 3/4 . SH076		PD4.-	-	P076	191SS-38	21			Cable P076 Shd	HPSVMCB1	28	313100 J02	003	
-	NC														
-	NC														
-	NC														
-	NC														
-	NC														
-	NC														
-	NC														
-	NC														
-	NC														
-	NC														
-	NC														
-	NC														
-	NC														
-	NC														
-	NC														
-	NC														
-	NC														
-	NC														
-	NC														
-	NC														
-	NC														
-	NC														
-	NC														
-	NC														
-	NC														

Astrium GmbH	**Pin Allocation List** (Harness)	Doc.No.: HP-2-ASED-IC-0015
Project: HERSCHEL		Issue: 1.0 Date: 21.04.2004
		Sheet: PAL-5 (of 5)

Connector: 211121 P02 **Function:** UFThr 013.0° (PACS XP-03 20,21,22,23,24) **Conn.-Type:** 197-012P24-35S (Plug)

Item: CVVUCR **Location:** 33 / CVV I/F CB Top PFM (CVVUCR) **Backshell:** G9254 F24 M / M24-03

EMC-Category: 3I/LL Sig H fr CVVFT to SVMCB

Pin	Signal Designation	Interface-Code Circuit	Signal	Pos.	Ch. ID	Wiring	Grouping: Shd	Cable	Twist	Comment	Target-Item	Location	Connector	Pin	New
-	NC														
-	NC														
-															
CH	Connector Housing									Overall Shd con to Backshell					

Astrium GmbH	**Pin Allocation List**	Doc.No.: HP-2-ASED-IC-0015
Project: HERSCHEL	**(Harness)**	Issue: 1.0 Date: 21.04.2004
		Sheet: PAL-1 (of 4)

Connector: 211121 P01 **Function:** UFThr 006.8° (PACS XP-04 25,26,27,28) **Conn.-Type:** 197-012P22-35S (Plug)

Item: CVVUCR **Location:** 33 / CVV I/F CB Top PFM (CVVUCR) **Backshell:** G9254 F22 M / M22-03

EMC-Category: 3I/LL Sig H fr CVVFT to SVMCB

		Interface-Code					Grouping:							
Pin	**Signal Designation**	**Circuit**	**Signal**	**Pos.**	**Ch. ID**	**Wiring**	**Shd**	**Cable**	**Twist**	**Comment**	**Target-Item**	**Location**	**Connector**	**Pin**	**New**
093	PACS Detec Out 21 4 . 4		PDO.-	-	P068	012SS-38	1			012SS38 TRIAX	HPSVMCB1	28	313100 J01	093	
092	PACS Detec Out 21 4 . I		PDO.-	-	P068	012SS-38	1			inner Shield	HPSVMCB1	28	313100 J01	092	
100	PACS Detec Out 21 4 . O		PDO.-	-	P068	012SS-38	1			outer Shield	HPSVMCB1	28	313100 J01	100	
-															
099	PACS Detec Out 22 4 . 4		PDO.-	-	P069	012SS-38	2			012SS38 TRIAX	HPSVMCB1	28	313100 J01	099	
098	PACS Detec Out 22 4 . I		PDO.-	-	P069	012SS-38	2			inner Shield	HPSVMCB1	28	313100 J01	098	
091	PACS Detec Out 22 4 . O		PDO.-	-	P069	012SS-38	2			outer Shield	HPSVMCB1	28	313100 J01	091	
-															
090	PACS Detec Out 23 4 . 4		PDO.-	-	P070	012SS-38	3			012SS38 TRIAX	HPSVMCB1	28	313100 J01	090	
081	PACS Detec Out 23 4 . I		PDO.-	-	P070	012SS-38	3			inner Shield	HPSVMCB1	28	313100 J01	081	
089	PACS Detec Out 23 4 . O		PDO.-	-	P070	012SS-38	3			outer Shield	HPSVMCB1	28	313100 J01	089	
-															
096	PACS Detec Out 24 4 . 4		PDO.-	-	P071	012SS-38	4			012SS38 TRIAX	HPSVMCB1	28	313100 J01	096	
095	PACS Detec Out 24 4 . I		PDO.-	-	P071	012SS-38	4			inner Shield	HPSVMCB1	28	313100 J01	095	
097	PACS Detec Out 24 4 . O		PDO.-	-	P071	012SS-38	4			outer Shield	HPSVMCB1	28	313100 J01	097	
-															
087	PACS Detec Out 25 4 . 4		PDO.-	-	P072	012SS-38	5			012SS38 TRIAX	HPSVMCB1	28	313100 J01	087	
094	PACS Detec Out 25 4 . I		PDO.-	-	P072	012SS-38	5			inner Shield	HPSVMCB1	28	313100 J01	094	
088	PACS Detec Out 25 4 . O		PDO.-	-	P072	012SS-38	5			outer Shield	HPSVMCB1	28	313100 J01	088	
-															
080	PACS Detec Outref b Gr 4 . 4		PDR.-	-	P16B	012SS-38	6			012SS38 TRIAX	HPSVMCB1	28	313100 J01	080	
070	PACS Detec Outref b Gr 4 . I		PDR.-	-	P16B	012SS-38	6			inner Shield	HPSVMCB1	28	313100 J01	070	
079	PACS Detec Outref b Gr 4 . O		PDR.-	-	P16B	012SS-38	6			outer Shield	HPSVMCB1	28	313100 J01	079	
-															
086	PACS Detec Synch Gr 4 . SIG		PDS.-	-	P073	021SS-38	7			2 Wires	HPSVMCB1	28	313100 J01	086	
086	PACS Detec Synch Gr 4 . SIG		PDS.-	-	P073	021SS-38	7			2 Wires	HPSVMCB1	28	313100 J01	086	3.
077	PACS Detec Synch Gr 4 . SH073		PDS.-	-	P073	021SS-38	7			Cable 073 Shd	HPSVMCB1	28	313100 J01	077	
-															
068	PACS Detec Clock Gr 4 . SIG		PDC.-	-	P074	021SS-38	8			2 Wires	HPSVMCB1	28	313100 J01	068	
068	PACS Detec Clock Gr 4 . SIG		PDC.-	-	P074	021SS-38	8			2 Wires	HPSVMCB1	28	313100 J01	068	3.
078	PACS Detec Clock Gr 4 . SH074		PDC.-	-	P074	021SS-38	8			Cable 074 Shd	HPSVMCB1	28	313100 J01	078	
-															
076	PACS Detec Out 14 4 . 4		PDO.-	-	P061	012SS-38	9			012SS38 TRIAX	HPSVMCB1	28	313100 J01	076	
075	PACS Detec Out 14 4 . I		PDO.-	-	P061	012SS-38	9			inner Shield	HPSVMCB1	28	313100 J01	075	
085	PACS Detec Out 14 4 . O		PDO.-	-	P061	012SS-38	9			outer Shield	HPSVMCB1	28	313100 J01	085	
-															
074	PACS Detec Out 15 4 . 4		PDO.-	-	P062	012SS-38	10			012SS38 TRIAX	HPSVMCB1	28	313100 J01	074	
083	PACS Detec Out 15 4 . I		PDO.-	-	P062	012SS-38	10			inner Shield	HPSVMCB1	28	313100 J01	083	

Astrium GmbH	**Pin Allocation List**	Doc.No.: HP-2-ASED-IC-0015
Project: HERSCHEL	**(Harness)**	Issue: 1.0 Date: 21.04.2004
		Sheet: PAL-2 (of 4)

Connector: 211121 P01 **Function:** UFThr 006.8° (PACS XP-04 25,26,27,28) **Conn.-Type:** 197-012P22-35S (Plug)

Item: CVVUCR **Location:** 33 / CVV I/F CB Top PFM (CVVUCR) **Backshell:** G9254 F22 M / M22-03

EMC-Category: 3I/LL Sig H fr CVVFT to SVMCB

		Interface-Code					Grouping:								
Pin	**Signal Designation**	**Circuit**	**Signal**	**Pos.**	**Ch. ID**	**Wiring**	**Shd**	**Cable**	**Twist**	**Comment**	**Target-Item**	**Location**	**Connector**	**Pin**	**New**
084	PACS Detec Out 15 4 . O		PDO.-	-	P062	012SS-38	10			outer Shield	HPSVMCB1	28	313100 J01	084	
-															
072	PACS Detec Out 16 4 . 4		PDO.-	-	P063	012SS-38	11			012SS38 TRIAX	HPSVMCB1	28	313100 J01	072	
073	PACS Detec Out 16 4 . I		PDO.-	-	P063	012SS-38	11			inner Shield	HPSVMCB1	28	313100 J01	073	
082	PACS Detec Out 16 4 . O		PDO.-	-	P063	012SS-38	11			outer Shield	HPSVMCB1	28	313100 J01	082	
-															
061	PACS Detec Out 17 4 . 4		PDO.-	-	P064	012SS-38	12			012SS38 TRIAX	HPSVMCB1	28	313100 J01	061	
071	PACS Detec Out 17 4 . I		PDO.-	-	P064	012SS-38	12			inner Shield	HPSVMCB1	28	313100 J01	071	
060	PACS Detec Out 17 4 . O		PDO.-	-	P064	012SS-38	12			outer Shield	HPSVMCB1	28	313100 J01	060	
-															
059	PACS Detec Out 18 4 . 4		PDO.-	-	P065	012SS-38	13			012SS38 TRIAX	HPSVMCB1	28	313100 J01	059	
058	PACS Detec Out 18 4 . I		PDO.-	-	P065	012SS-38	13			inner Shield	HPSVMCB1	28	313100 J01	058	
069	PACS Detec Out 18 4 . O		PDO.-	-	P065	012SS-38	13			outer Shield	HPSVMCB1	28	313100 J01	069	
-															
055	PACS Detec Out 19 4 . 4		PDO.-	-	P066	012SS-38	14			012SS38 TRIAX	HPSVMCB1	28	313100 J01	055	
066	PACS Detec Out 19 4 . I		PDO.-	-	P066	012SS-38	14			inner Shield	HPSVMCB1	28	313100 J01	066	
065	PACS Detec Out 19 4 . O		PDO.-	-	P066	012SS-38	14			outer Shield	HPSVMCB1	28	313100 J01	065	
-															
053	PACS Detec Out 20 4 . 4		PDO.-	-	P067	012SS-38	15			012SS38 TRIAX	HPSVMCB1	28	313100 J01	053	
054	PACS Detec Out 20 4 . I		PDO.-	-	P067	012SS-38	15			inner Shield	HPSVMCB1	28	313100 J01	054	
064	PACS Detec Out 20 4 . O		PDO.-	-	P067	012SS-38	15			outer Shield	HPSVMCB1	28	313100 J01	064	
-															
052	PACS Detec Outref a Gr 4 . 4		PDR.-	-	P16A	012SS-38	16			012SS38 TRIAX	HPSVMCB1	28	313100 J01	052	
051	PACS Detec Outref a Gr 4 . I		PDR.-	-	P16A	012SS-38	16			inner Shield	HPSVMCB1	28	313100 J01	051	
062	PACS Detec Outref a Gr 4 . O		PDR.-	-	P16A	012SS-38	16			outer Shield	HPSVMCB1	28	313100 J01	062	
-															
041	PACS Logic Supply Gr 4 . SELC4		PD1.-	-	P010	111SS-38	17			Steel 111SS38	HPSVMCB1	28	313100 J01	041	
031	PACS Logic Supply Gr 4 . SEL14		PD1.-	-	P010	111SS-38	17				HPSVMCB1	28	313100 J01	031	
042	PACS Logic Supply Gr 4 . SEL24		PD1.-	-	P010	111SS-38	17			H11138SS	HPSVMCB1	28	313100 J01	042	
032	PACS Logic Supply Gr 4 . CaDs4		PD1.-	-	P010	111SS-38	17				HPSVMCB1	28	313100 J01	032	
043	PACS Logic Supply Gr 4 . CaD4		PD1.-	-	P010	111SS-38	17				HPSVMCB1	28	313100 J01	043	
033	PACS Logic Supply Gr 4 . CnDs4		PD1.-	-	P010	111SS-38	17				HPSVMCB1	28	313100 J01	033	
044	PACS Logic Supply Gr 4 . CnD4		PD1.-	-	P010	111SS-38	17				HPSVMCB1	28	313100 J01	044	
034	PACS Logic Supply Gr 4 . VDds4		PD1.-	-	P010	111SS-38	17				HPSVMCB1	28	313100 J01	034	
045	PACS Logic Supply Gr 4 . VDDd4		PD1.-	-	P010	111SS-38	17			2 Wires	HPSVMCB1	28	313100 J01	045	
045	PACS Logic Supply Gr 4 . VDDd4		PD1.-	-	P010	111SS-38	17			2 Wires	HPSVMCB1	28	313100 J01	045	3.
030	PACS Logic Supply Gr 4 . SH010		PD1.-	-	P010	111SS-38	17			Cable 017 Shd	HPSVMCB1	28	313100 J01	030	
-															

Astrium GmbH	**Pin Allocation List** (Harness)	Doc.No.: HP-2-ASED-IC-0015
Project: HERSCHEL		Issue: 1.0 Date: 21.04.2004
		Sheet: PAL-3 (of 4)

Connector: 211121 P01 **Function:** UFThr 006.8° (PACS XP-04 25,26,27,28) **Conn.-Type:** 197-012P22-35S (Plug)

Item: CVVUCR **Location:** 33 / CVV I/F CB Top PFM (CVVUCR) **Backshell:** G9254 F22 M / M22-03

EMC-Category: 3I/LL Sig H fr CVVFT to SVMCB

		Interface-Code					Grouping:							
Pin	**Signal Designation**	**Circuit**	**Signal**	**Pos.**	**Ch. ID**	**Wiring**	**Shd**	**Cable**	**Twist**	**Comment**	**Target-Item**	**Location**	**Connector**	**Pin**	**New**
009	PACS DC Supply Gr 4 . VDDa4		PD2.-	-	P011	241SS-38	18			2 Wires	HPSVMCB1	28	313100 J01	009	
009	PACS DC Supply Gr 4 . VDDa4		PD2.-	-	P011	241SS-38	18			2 Wires	HPSVMCB1	28	313100 J01	009	3.
018	PACS DC Supply Gr 4 . VDas4		PD2.-	-	P011	241SS-38	18				HPSVMCB1	28	313100 J01	018	
010	PACS DC Supply Gr 4 . VSS4		PD2.-	-	P011	241SS-38	18			2 Wires	HPSVMCB1	28	313100 J01	010	
010	PACS DC Supply Gr 4 . VSS4		PD2.-	-	P011	241SS-38	18			2 Wires	HPSVMCB1	28	313100 J01	010	3.
019	PACS DC Supply Gr 4 . VSSs4		PD2.-	-	P011	241SS-38	18				HPSVMCB1	28	313100 J01	019	
011	PACS DC Supply Gr 4 . CasP4		PD2.-	-	P011	241SS-38	18			Steel 241SS38	HPSVMCB1	28	313100 J01	011	
020	PACS DC Supply Gr 4 . CaPs4		PD2.-	-	P011	241SS-38	18				HPSVMCB1	28	313100 J01	020	
012	PACS DC Supply Gr 4 . CasN4		PD2.-	-	P011	241SS-38	18				HPSVMCB1	28	313100 J01	012	
021	PACS DC Supply Gr 4 . CaNs4		PD2.-	-	P011	241SS-38	18			H24138SS	HPSVMCB1	28	313100 J01	021	
013	PACS DC Supply Gr 4 . CaN14		PD2.-	-	P011	241SS-38	18				HPSVMCB1	28	313100 J01	013	
022	PACS DC Supply Gr 4 . CN1s4		PD2.-	-	P011	241SS-38	18				HPSVMCB1	28	313100 J01	022	
014	PACS DC Supply Gr 4 . CaN24		PD2.-	-	P011	241SS-38	18				HPSVMCB1	28	313100 J01	014	
023	PACS DC Supply Gr 4 . CN2s4		PD2.-	-	P011	241SS-38	18				HPSVMCB1	28	313100 J01	023	
015	PACS DC Supply Gr 4 . VDDr4		PD2.-	-	P011	241SS-38	18				HPSVMCB1	28	313100 J01	015	
024	PACS DC Supply Gr 4 . VDrs4		PD2.-	-	P011	241SS-38	18				HPSVMCB1	28	313100 J01	024	
006	PACS DC Supply Gr 4 . LVL4		PD2.-	-	P011	241SS-38	18				HPSVMCB1	28	313100 J01	006	
007	PACS DC Supply Gr 4 . LVLs4		PD2.-	-	P011	241SS-38	18				HPSVMCB1	28	313100 J01	007	
004	PACS DC Supply Gr 4 . WELL4		PD2.-	-	P011	241SS-38	18				HPSVMCB1	28	313100 J01	004	
005	PACS DC Supply Gr 4 . WELs4		PD2.-	-	P011	241SS-38	18				HPSVMCB1	28	313100 J01	005	
002	PACS DC Supply Gr 4 . SUB4		PD2.-	-	P011	241SS-38	18				HPSVMCB1	28	313100 J01	002	
003	PACS DC Supply Gr 4 . SUBs4		PD2.-	-	P011	241SS-38	18				HPSVMCB1	28	313100 J01	003	
001	PACS DC Supply Gr 4 . SH011		PD2.-	-	P011	241SS-38	18			Cable 018 Shd	HPSVMCB1	28	313100 J01	001	
-															
027	PACS Detec Bias Gr 4 . Zero4		PD3.-	-	P012	061SS-38	19			Steel 061SS38	HPSVMCB1	28	313100 J01	027	
038	PACS Detec Bias Gr 4 . Zers4		PD3.-	-	P012	061SS-38	19				HPSVMCB1	28	313100 J01	038	
028	PACS Detec Bias Gr 4 . Gnd4		PD3.-	-	P012	061SS-38	19			H06138SS	HPSVMCB1	28	313100 J01	028	
039	PACS Detec Bias Gr 4 . GnSe4		PD3.-	-	P012	061SS-38	19				HPSVMCB1	28	313100 J01	039	
029	PACS Detec Bias Gr 4 . R4		PD3.-	-	P012	061SS-38	19				HPSVMCB1	28	313100 J01	029	
040	PACS Detec Bias Gr 4 . Rs4		PD3.-	-	P012	061SS-38	19				HPSVMCB1	28	313100 J01	040	
037	PACS Detec Bias Gr 4 . SH012		PD3.-	-	P012	061SS-38	19			Cable 019 Shd	HPSVMCB1	28	313100 J01	037	
-	NC														
-	NC														
-	NC														
-	NC														
-	NC														
-	NC														
-	NC														
-	NC														

Astrium GmbH	**Pin Allocation List** (Harness)	Doc.No.: HP-2-ASED-IC-0015
Project: HERSCHEL		Issue: 1.0 Date: 21.04.2004
		Sheet: PAL-4 (of 4)

Connector: 211121 P01 **Function:** UFThr 006.8° (PACS XP-04 25,26,27,28) **Conn.-Type:** 197-012P22-35S (Plug)

Item: CVVUCR **Location:** 33 / CVV I/F CB Top PFM (CVVUCR) **Backshell:** G9254 F22 M / M22-03

EMC-Category: 3I/LL Sig H fr CVVFT to SVMCB

Pin	Signal Designation	Interface-Code Circuit	Signal	Pos.	Ch. ID	Wiring	Grouping: Shd	Cable	Twist	Comment	Target-Item	Location	Connector	Pin	New
-	NC														
-	NC														
-	NC														
-	NC														
-	NC														
-	NC														
-	NC														
-															
CH	Connector Housing									Overall Shd con to Backshell					

Astrium GmbH	**Pin Allocation List**	Doc.No.: HP-2-ASED-IC-0015
Project: HERSCHEL	**(Harness)**	Issue: 1.0 Date: 21.04.2004
		Sheet: PAL-1 (of 4)

Connector: 211121 P05 **Function:** UFThr 041.9° (PACS XP-05 50,51,52) **Conn.-Type:** 197-012P24-35S (Plug)

Item: CVVUCR **Location:** 33 / CVV I/F CB Top PFM (CVVUCR) **Backshell:** G9254 F24 M / M24-03

EMC-Category: 3I/LL Sig H fr CVVFT to SVMCB

Pin	Signal Designation	Interface-Code Circuit	Signal	Pos.	Ch. ID	Wiring	Grouping: Shd	Cable	Twist	Comment	Target-Item	Location	Connector	Pin	New	
105	PACS S1-16 B 1 . REF16		PX1.-	-	P601	TP8SS-38	1			Steel AWG 38	HPSVMCB2	22	313200 J04	105		
115	PACS S1-16 B 1 . S16		PX1.-	-	P601	TP8SS-38	1				HPSVMCB2	22	313200 J04	115		
106	PACS S1-16 B 1 . REF15		PX1.-	-	P601	TP8SS-38	1				HPSVMCB2	22	313200 J04	106		
107	PACS S1-16 B 1 . S15		PX1.-	-	P601	TP8SS-38	1				HPSVMCB2	22	313200 J04	107		
122	PACS S1-16 B 1 . REF14		PX1.-	-	P601	TP8SS-38	1				HPSVMCB2	22	313200 J04	122		
123	PACS S1-16 B 1 . S14		PX1.-	-	P601	TP8SS-38	1				HPSVMCB2	22	313200 J04	123		
116	PACS S1-16 B 1 . REF13		PX1.-	-	P601	TP8SS-38	1				HPSVMCB2	22	313200 J04	116		
117	PACS S1-16 B 1 . S13		PX1.-	-	P601	TP8SS-38	1				HPSVMCB2	22	313200 J04	117	3.	3.
108	PACS S1-16 B 1 . REF12		PX1.-	-	P601	TP8SS-38	1				HPSVMCB2	22	313200 J04	108		
109	PACS S1-16 B 1 . S12		PX1.-	-	P601	TP8SS-38	1				HPSVMCB2	22	313200 J04	109		
124	PACS S1-16 B 1 . REF11		PX1.-	-	P601	TP8SS-38	1				HPSVMCB2	22	313200 J04	124		
125	PACS S1-16 B 1 . S11		PX1.-	-	P601	TP8SS-38	1				HPSVMCB2	22	313200 J04	125		
118	PACS S1-16 B 1 . REF10		PX1.-	-	P601	TP8SS-38	1				HPSVMCB2	22	313200 J04	118		
110	PACS S1-16 B 1 . S10		PX1.-	-	P601	TP8SS-38	1				HPSVMCB2	22	313200 J04	110		
119	PACS S1-16 B 1 . REF09		PX1.-	-	P601	TP8SS-38	1				HPSVMCB2	22	313200 J04	119		
126	PACS S1-16 B 1 . S09		PX1.-	-	P601	TP8SS-38	1				HPSVMCB2	22	313200 J04	126		
094	PACS S1-16 B 1 . S601b		PX1.-	-	P601	TP8SS-38	1			Cable 601b Shd	HPSVMCB2	22	313200 J04	094		
-																
127	PACS S1-16 B 1 . REF08		PX1.-	-	P601	TP8SS-38	2			Steel AWG 38	HPSVMCB2	22	313200 J04	127		
120	PACS S1-16 B 1 . S08		PX1.-	-	P601	TP8SS-38	2				HPSVMCB2	22	313200 J04	120		
128	PACS S1-16 B 1 . REF07		PX1.-	-	P601	TP8SS-38	2				HPSVMCB2	22	313200 J04	128		
121	PACS S1-16 B 1 . S07		PX1.-	-	P601	TP8SS-38	2				HPSVMCB2	22	313200 J04	121		
112	PACS S1-16 B 1 . REF06		PX1.-	-	P601	TP8SS-38	2				HPSVMCB2	22	313200 J04	112		
102	PACS S1-16 B 1 . S06		PX1.-	-	P601	TP8SS-38	2				HPSVMCB2	22	313200 J04	102		
113	PACS S1-16 B 1 . REF05		PX1.-	-	P601	TP8SS-38	2				HPSVMCB2	22	313200 J04	113		
103	PACS S1-16 B 1 . S05		PX1.-	-	P601	TP8SS-38	2				HPSVMCB2	22	313200 J04	103	3.	3.
091	PACS S1-16 B 1 . REF04		PX1.-	-	P601	TP8SS-38	2				HPSVMCB2	22	313200 J04	091		
080	PACS S1-16 B 1 . S04		PX1.-	-	P601	TP8SS-38	2				HPSVMCB2	22	313200 J04	080		
114	PACS S1-16 B 1 . REF03		PX1.-	-	P601	TP8SS-38	2				HPSVMCB2	22	313200 J04	114		
104	PACS S1-16 B 1 . S03		PX1.-	-	P601	TP8SS-38	2				HPSVMCB2	22	313200 J04	104		
092	PACS S1-16 B 1 . REF02		PX1.-	-	P601	TP8SS-38	2				HPSVMCB2	22	313200 J04	092		
093	PACS S1-16 B 1 . S02		PX1.-	-	P601	TP8SS-38	2				HPSVMCB2	22	313200 J04	093		
069	PACS S1-16 B 1 . REF01		PX1.-	-	P601	TP8SS-38	2				HPSVMCB2	22	313200 J04	069		
081	PACS S1-16 B 1 . S01		PX1.-	-	P601	TP8SS-38	2				HPSVMCB2	22	313200 J04	081		
111	PACS S1-16 B 1 . S601c		PX1.-	-	P601	TP8SS-38	2			Cable 601c Shd	HPSVMCB2	22	313200 J04	111		
-																
026	PACS S17-32 B 1 . REF32		PX1.-	-	P602	TP8SS-38	3			Steel AWG 38	HPSVMCB2	22	313200 J04	026		
015	PACS S17-32 B 1 . S32		PX1.-	-	P602	TP8SS-38	3				HPSVMCB2	22	313200 J04	015		
016	PACS S17-32 B 1 . REF31		PX1.-	-	P602	TP8SS-38	3				HPSVMCB2	22	313200 J04	016		
027	PACS S17-32 B 1 . S31		PX1.-	-	P602	TP8SS-38	3				HPSVMCB2	22	313200 J04	027		

Astrium GmbH	**Pin Allocation List** (Harness)	Doc.No.: HP-2-ASED-IC-0015
Project: HERSCHEL		Issue: 1.0 Date: 21.04.2004
		Sheet: PAL-2 (of 4)

Connector: 211121 P05 **Function:** UFThr 041.9° (PACS XP-05 50,51,52) **Conn.-Type:** 197-012P24-35S (Plug)

Item: CVVUCR **Location:** 33 / CVV I/F CB Top PFM (CVVUCR) **Backshell:** G9254 F24 M / M24-03

EMC-Category: 3I/LL Sig H fr CVVFT to SVMCB

		Interface-Code					Grouping:								
Pin	**Signal Designation**	**Circuit**	**Signal**	**Pos.**	**Ch. ID**	**Wiring**	**Shd**	**Cable**	**Twist**	**Comment**	**Target-Item**	**Location**	**Connector**	**Pin**	**New**	
008	PACS S17-32 B 1 . REF30		PX1.-	-	P602	TP8SS-38	3				HPSVMCB2	22	313200 J04	008		
001	PACS S17-32 B 1 . S30		PX1.-	-	P602	TP8SS-38	3				HPSVMCB2	22	313200 J04	001		
028	PACS S17-32 B 1 . REF29		PX1.-	-	P602	TP8SS-38	3				HPSVMCB2	22	313200 J04	028		
017	PACS S17-32 B 1 . S29		PX1.-	-	P602	TP8SS-38	3				HPSVMCB2	22	313200 J04	017	3.	3.
009	PACS S17-32 B 1 . REF28		PX1.-	-	P602	TP8SS-38	3				HPSVMCB2	22	313200 J04	009		
002	PACS S17-32 B 1 . S28		PX1.-	-	P602	TP8SS-38	3				HPSVMCB2	22	313200 J04	002		
018	PACS S17-32 B 1 . REF27		PX1.-	-	P602	TP8SS-38	3				HPSVMCB2	22	313200 J04	018		
010	PACS S17-32 B 1 . S27		PX1.-	-	P602	TP8SS-38	3				HPSVMCB2	22	313200 J04	010		
003	PACS S17-32 B 1 . REF26		PX1.-	-	P602	TP8SS-38	3				HPSVMCB2	22	313200 J04	003		
004	PACS S17-32 B 1 . S26		PX1.-	-	P602	TP8SS-38	3				HPSVMCB2	22	313200 J04	004		
011	PACS S17-32 B 1 . REF25		PX1.-	-	P602	TP8SS-38	3				HPSVMCB2	22	313200 J04	011		
019	PACS S17-32 B 1 . S25		PX1.-	-	P602	TP8SS-38	3				HPSVMCB2	22	313200 J04	019		
025	PACS S17-32 B 1 . S602b		PX1.-	-	P602	TP8SS-38	3			Cable 602b Shd	HPSVMCB2	22	313200 J04	025		
-																
006	PACS S17-32 B 1 . REF24		PX1.-	-	P602	TP8SS-38	4			Steel AWG 38	HPSVMCB2	22	313200 J04	006		
005	PACS S17-32 B 1 . S24		PX1.-	-	P602	TP8SS-38	4				HPSVMCB2	22	313200 J04	005		
013	PACS S17-32 B 1 . REF23		PX1.-	-	P602	TP8SS-38	4				HPSVMCB2	22	313200 J04	013		
007	PACS S17-32 B 1 . S23		PX1.-	-	P602	TP8SS-38	4				HPSVMCB2	22	313200 J04	007		
014	PACS S17-32 B 1 . REF22		PX1.-	-	P602	TP8SS-38	4				HPSVMCB2	22	313200 J04	014		
023	PACS S17-32 B 1 . S22		PX1.-	-	P602	TP8SS-38	4				HPSVMCB2	22	313200 J04	023		
022	PACS S17-32 B 1 . REF21		PX1.-	-	P602	TP8SS-38	4				HPSVMCB2	22	313200 J04	022		
033	PACS S17-32 B 1 . S21		PX1.-	-	P602	TP8SS-38	4				HPSVMCB2	22	313200 J04	033	3.	3.
034	PACS S17-32 B 1 . REF20		PX1.-	-	P602	TP8SS-38	4				HPSVMCB2	22	313200 J04	034		
024	PACS S17-32 B 1 . S20		PX1.-	-	P602	TP8SS-38	4				HPSVMCB2	22	313200 J04	024		
045	PACS S17-32 B 1 . REF19		PX1.-	-	P602	TP8SS-38	4				HPSVMCB2	22	313200 J04	045		
046	PACS S17-32 B 1 . S19		PX1.-	-	P602	TP8SS-38	4				HPSVMCB2	22	313200 J04	046		
035	PACS S17-32 B 1 . REF18		PX1.-	-	P602	TP8SS-38	4				HPSVMCB2	22	313200 J04	035		
047	PACS S17-32 B 1 . S18		PX1.-	-	P602	TP8SS-38	4				HPSVMCB2	22	313200 J04	047		
058	PACS S17-32 B 1 . REF17		PX1.-	-	P602	TP8SS-38	4				HPSVMCB2	22	313200 J04	058		
057	PACS S17-32 B 1 . S17		PX1.-	-	P602	TP8SS-38	4				HPSVMCB2	22	313200 J04	057		
012	PACS S17-32 B 1 . S602c		PX1.-	-	P602	TP8SS-38	4			Cable 602c Shd	HPSVMCB2	22	313200 J04	012		
-																
096	PACS FLCLK B 1 . VGDEC		PX6.-	-	P605	111SS-38	5			Steel 111SS38	HPSVMCB2	22	313200 J04	096		
084	PACS FLCLK B 1 . VSEL		PX6.-	-	P605	111SS-38	5				HPSVMCB2	22	313200 J04	084		
097	PACS FLCLK B 1 . VGSEL		PX6.-	-	P605	111SS-38	5				HPSVMCB2	22	313200 J04	097		
085	PACS FLCLK B 1 . AD6		PX6.-	-	P605	111SS-38	5			H11138SS	HPSVMCB2	22	313200 J04	085		
098	PACS FLCLK B 1 . AD5		PX6.-	-	P605	111SS-38	5				HPSVMCB2	22	313200 J04	098		
086	PACS FLCLK B 1 . AD4		PX6.-	-	P605	111SS-38	5				HPSVMCB2	22	313200 J04	086		
099	PACS FLCLK B 1 . AD3		PX6.-	-	P605	111SS-38	5				HPSVMCB2	22	313200 J04	099		
087	PACS FLCLK B 1 . AD2		PX6.-	-	P605	111SS-38	5				HPSVMCB2	22	313200 J04	087		

Astrium GmbH	**Pin Allocation List**	Doc.No.: HP-2-ASED-IC-0015
Project: HERSCHEL	**(Harness)**	Issue: 1.0 Date: 21.04.2004
		Sheet: PAL-3 (of 4)

Connector: 211121 P05 **Function:** UFThr 041.9° (PACS XP-05 50,51,52) **Conn.-Type:** 197-012P24-35S (Plug)

Item: CVVUCR **Location:** 33 / CVV I/F CB Top PFM (CVVUCR) **Backshell:** G9254 F24 M / M24-03

EMC-Category: 3I/LL Sig H fr CVVFT to SVMCB

		Interface-Code					Grouping:								
Pin	**Signal Designation**	**Circuit**	**Signal**	**Pos.**	**Ch. ID**	**Wiring**	**Shd**	**Cable**	**Twist**	**Comment**	**Target-Item**	**Location**	**Connector**	**Pin**	**New**
100	PACS FLCLK B 1 . AD1		PX6.-	-	P605	111SS-38	5				HPSVMCB2	22	313200 J04	100	
088	PACS FLCLK B 1 . AD0		PX6.-	-	P605	111SS-38	5				HPSVMCB2	22	313200 J04	088	
072	PACS FLCLK B 1 . SH605		PX6.-	-	P605	111SS-38	5			Cable 605 Shd	HPSVMCB2	22	313200 J04	072	
-															
040	PACS LLClk B 1 . VSMS		PX4.-	-	P604	031SS-38	6			Steel 031SS38	HPSVMCB2	22	313200 J04	040	
051	PACS LLClk B 1 . CKRI		PX4.-	-	P604	031SS-38	6			H03138SS	HPSVMCB2	22	313200 J04	051	
052	PACS LLClk B 1 . VDECX		PX4.-	-	P604	031SS-38	6				HPSVMCB2	22	313200 J04	052	
050	PACS LLClk B 1 . SH604		PX4.-	-	P604	031SS-38	6			Cable 604 Shd	HPSVMCB2	22	313200 J04	050	
-															
068	PACS Fil Bias B 1 . VHB		PX2.-	-	P603	X09SB---	7			Steel 191SS38	HPSVMCB2	22	313200 J04	068	3.
079	PACS Fil Bias B 1 . VTRIL		PX2.-	-	P603	X09SB---	7				HPSVMCB2	22	313200 J04	079	3.
056	PACS Fil Bias B 1 . GNDCL		PX2.-	-	P603	X09SB---	7				HPSVMCB2	22	313200 J04	056	3.
067	PACS Fil Bias B 1 . VDPRO		PX2.-	-	P603	X09SB---	7			H19138SS	HPSVMCB2	22	313200 J04	067	3.
090	PACS Fil Bias B 1 . VH		PX2.-	-	P603	X09SB---	7				HPSVMCB2	22	313200 J04	090	3.
078	PACS Fil Bias B 1 . VL		PX2.-	-	P603	X09SB---	7				HPSVMCB2	22	313200 J04	078	3.
101	PACS Fil Bias B 1 . VRL		PX2.-	-	P603	X09SB---	7				HPSVMCB2	22	313200 J04	101	3.
089	PACS Fil Bias B 1 . VCH		PX2.-	-	P603	X09SB---	7				HPSVMCB2	22	313200 J04	089	3.
055	PACS Fil Bias B 1 . VSS		PX2.-	-	P603	X09SB---	7				HPSVMCB2	22	313200 J04	055	3.
044	PACS Fil Bias B 1 . VDL		PX2.-	-	P603	X09SB---	7				HPSVMCB2	22	313200 J04	044	3.
043	PACS Fil Bias B 1 . VINJ		PX2.-	-	P603	X09SB---	7				HPSVMCB2	22	313200 J04	043	3.
032	PACS Fil Bias B 1 . VGL		PX2.-	-	P603	X09SB---	7				HPSVMCB2	22	313200 J04	032	3.
066	PACS Fil Bias B 1 . VDD		PX2.-	-	P603	X09SB---	7				HPSVMCB2	22	313200 J04	066	3.
077	PACS Fil Bias B 1 . GNDBU		PX2.-	-	P603	X09SB---	7				HPSVMCB2	22	313200 J04	077	3.
065	PACS Fil Bias B 1 . VPRBU		PX2.-	-	P603	X09SB---	7				HPSVMCB2	22	313200 J04	065	3.
054	PACS Fil Bias B 1 . VGLBU		PX2.-	-	P603	X09SB---	7				HPSVMCB2	22	313200 J04	054	3.
042	PACS Fil Bias B 1 . VGG		PX2.-	-	P603	X09SB---	7				HPSVMCB2	22	313200 J04	042	3.
064	PACS Fil Bias B 1 . SH603		PX2.-	-	P603	X09SB---	7			Cable 603 Shd	HPSVMCB2	22	313200 J04	064	
-															
041	PACS Fil Bias B 1 . VSSBU		PX2.-	-	P603	X09SB---	4			Brass 021BS30	HPSVMCB2	22	313200 J04	041	
053	PACS Fil Bias B 1 . VDLBU		PX2.-	-	P603	X09SB---	4			H02130BS	HPSVMCB2	22	313200 J04	053	3.
030	PACS Fil Bias B 1 . S603b		PX2.-	-	P603	X09SB---	4			Cable 603b Shd	HPSVMCB2	22	313200 J04	030	
-	NC														
-	NC														
-	NC														
-	NC														
-	NC														
-	NC														
-	NC														
-	NC														

Astrium GmbH	**Pin Allocation List** (Harness)	Doc.No.: HP-2-ASED-IC-0015
Project: HERSCHEL		Issue: 1.0 Date: 21.04.2004
		Sheet: PAL-4 (of 4)

Connector: 211121 P05 **Function:** UFThr 041.9° (PACS XP-05 50,51,52) **Conn.-Type:** 197-012P24-35S (Plug)

Item: CVVUCR **Location:** 33 / CVV I/F CB Top PFM (CVVUCR) **Backshell:** G9254 F24 M / M24-03

EMC-Category: 3I/LL Sig H fr CVVFT to SVMCB

Pin	Signal Designation	Interface-Code Circuit	Signal	Pos.	Ch. ID	Wiring	Grouping: Shd	Cable	Twist	Comment	Target-Item	Location	Connector	Pin	New
-	NC														
-	NC														
-	NC														
-	NC														
-	NC														
-	NC														
-	NC														
-	NC														
-	NC														
-	NC														
-	NC														
-	NC														
-	NC														
-	NC														
-	NC														
-	NC														
CH	Connector Housing									Overall Shd con to Backshell					

Astrium GmbH	**Pin Allocation List**	Doc.No.: HP-2-ASED-IC-0015
Project: HERSCHEL	**(Harness)**	Issue: 1.0 Date: 21.04.2004
		Sheet: PAL-1 (of 4)

Connector: 211121 P06 **Function:** UFThr 077.0° (PACS XP-06 53,54,55) **Conn.-Type:** 197-012P24-35S (Plug)

Item: CVVUCR **Location:** 33 / CVV I/F CB Top PFM (CVVUCR) **Backshell:** G9254 F24 M / M24-03

EMC-Category: 3I/LL Sig H fr CVVFT to SVMCB

		Interface-Code					Grouping:								
Pin	**Signal Designation**	**Circuit**	**Signal**	**Pos.**	**Ch. ID**	**Wiring**	**Shd**	**Cable**	**Twist**	**Comment**	**Target-Item**	**Location**	**Connector**	**Pin**	**New**
105	PACS S1-16 B 2 . REF16		PX1.-	-	P606	TP8SS-38				Steel AWG 38	HPSVMCB2	22	313200 J06	105	
115	PACS S1-16 B 2 . S16		PX1.-	-	P606	TP8SS-38					HPSVMCB2	22	313200 J06	115	
106	PACS S1-16 B 2 . REF15		PX1.-	-	P606	TP8SS-38					HPSVMCB2	22	313200 J06	106	
107	PACS S1-16 B 2 . S15		PX1.-	-	P606	TP8SS-38					HPSVMCB2	22	313200 J06	107	
122	PACS S1-16 B 2 . REF14		PX1.-	-	P606	TP8SS-38					HPSVMCB2	22	313200 J06	122	
123	PACS S1-16 B 2 . S14		PX1.-	-	P606	TP8SS-38					HPSVMCB2	22	313200 J06	123	
116	PACS S1-16 B 2 . REF13		PX1.-	-	P606	TP8SS-38					HPSVMCB2	22	313200 J06	116	
117	PACS S1-16 B 2 . S13		PX1.-	-	P606	TP8SS-38					HPSVMCB2	22	313200 J06	117	3. 3.
108	PACS S1-16 B 2 . REF12		PX1.-	-	P606	TP8SS-38					HPSVMCB2	22	313200 J06	108	
109	PACS S1-16 B 2 . S12		PX1.-	-	P606	TP8SS-38					HPSVMCB2	22	313200 J06	109	
124	PACS S1-16 B 2 . REF11		PX1.-	-	P606	TP8SS-38					HPSVMCB2	22	313200 J06	124	
125	PACS S1-16 B 2 . S11		PX1.-	-	P606	TP8SS-38					HPSVMCB2	22	313200 J06	125	
118	PACS S1-16 B 2 . REF10		PX1.-	-	P606	TP8SS-38					HPSVMCB2	22	313200 J06	118	
110	PACS S1-16 B 2 . S10		PX1.-	-	P606	TP8SS-38					HPSVMCB2	22	313200 J06	110	
119	PACS S1-16 B 2 . REF09		PX1.-	-	P606	TP8SS-38					HPSVMCB2	22	313200 J06	119	
126	PACS S1-16 B 2 . S09		PX1.-	-	P606	TP8SS-38					HPSVMCB2	22	313200 J06	126	
094	PACS S1-16 B 2 . S606b		PX1.-	-	P606	TP8SS-38				Cable 606b Shd	HPSVMCB2	22	313200 J06	094	
-															
127	PACS S1-16 B 2 . REF08		PX1.-	-	P606	TP8SS-38				Steel AWG 38	HPSVMCB2	22	313200 J06	127	
120	PACS S1-16 B 2 . S08		PX1.-	-	P606	TP8SS-38					HPSVMCB2	22	313200 J06	120	
128	PACS S1-16 B 2 . REF07		PX1.-	-	P606	TP8SS-38					HPSVMCB2	22	313200 J06	128	
121	PACS S1-16 B 2 . S07		PX1.-	-	P606	TP8SS-38					HPSVMCB2	22	313200 J06	121	
112	PACS S1-16 B 2 . REF06		PX1.-	-	P606	TP8SS-38					HPSVMCB2	22	313200 J06	112	
102	PACS S1-16 B 2 . S06		PX1.-	-	P606	TP8SS-38					HPSVMCB2	22	313200 J06	102	
113	PACS S1-16 B 2 . REF05		PX1.-	-	P606	TP8SS-38					HPSVMCB2	22	313200 J06	113	
103	PACS S1-16 B 2 . S05		PX1.-	-	P606	TP8SS-38					HPSVMCB2	22	313200 J06	103	3. 3.
091	PACS S1-16 B 2 . REF04		PX1.-	-	P606	TP8SS-38					HPSVMCB2	22	313200 J06	091	
080	PACS S1-16 B 2 . S04		PX1.-	-	P606	TP8SS-38					HPSVMCB2	22	313200 J06	080	
114	PACS S1-16 B 2 . REF03		PX1.-	-	P606	TP8SS-38					HPSVMCB2	22	313200 J06	114	
104	PACS S1-16 B 2 . S03		PX1.-	-	P606	TP8SS-38					HPSVMCB2	22	313200 J06	104	
092	PACS S1-16 B 2 . REF02		PX1.-	-	P606	TP8SS-38					HPSVMCB2	22	313200 J06	092	
093	PACS S1-16 B 2 . S02		PX1.-	-	P606	TP8SS-38					HPSVMCB2	22	313200 J06	093	
069	PACS S1-16 B 2 . REF01		PX1.-	-	P606	TP8SS-38					HPSVMCB2	22	313200 J06	069	
081	PACS S1-16 B 2 . S01		PX1.-	-	P606	TP8SS-38					HPSVMCB2	22	313200 J06	081	
111	PACS S1-16 B 2 . S606c		PX1.-	-	P606	TP8SS-38				Cable 606c	HPSVMCB2	22	313200 J06	111	
-															
026	PACS S17-32 B 2 . REF32		PX1.-	-	P607	TP8SS-38				Steel AWG 38	HPSVMCB2	22	313200 J06	026	
015	PACS S17-32 B 2 . S32		PX1.-	-	P607	TP8SS-38					HPSVMCB2	22	313200 J06	015	
016	PACS S17-32 B 2 . REF31		PX1.-	-	P607	TP8SS-38					HPSVMCB2	22	313200 J06	016	
027	PACS S17-32 B 2 . S31		PX1.-	-	P607	TP8SS-38					HPSVMCB2	22	313200 J06	027	

Astrium GmbH	**Pin Allocation List** (Harness)	Doc.No.: HP-2-ASED-IC-0015
Project: HERSCHEL		Issue: 1.0 Date: 21.04.2004
		Sheet: PAL-2 (of 4)

Connector: 211121 P06 **Function:** UFThr 077.0° (PACS XP-06 53,54,55) **Conn.-Type:** 197-012P24-35S (Plug)

Item: CVVUCR **Location:** 33 / CVV I/F CB Top PFM (CVVUCR) **Backshell:** G9254 F24 M / M24-03

EMC-Category: 3I/LL Sig H fr CVVFT to SVMCB

Pin	Signal Designation	Interface-Code Circuit	Signal	Pos.	Ch. ID	Wiring	Grouping: Shd	Cable	Twist	Comment	Target-Item	Location	Connector	Pin	New	
008	PACS S17-32 B 2 . REF30		PX1.-	-	P607	TP8SS-38					HPSVMCB2	22	313200 J06	008		
001	PACS S17-32 B 2 . S30		PX1.-	-	P607	TP8SS-38					HPSVMCB2	22	313200 J06	001		
028	PACS S17-32 B 2 . REF29		PX1.-	-	P607	TP8SS-38					HPSVMCB2	22	313200 J06	028		
017	PACS S17-32 B 2 . S29		PX1.-	-	P607	TP8SS-38					HPSVMCB2	22	313200 J06	017	3.	3.
009	PACS S17-32 B 2 . REF28		PX1.-	-	P607	TP8SS-38					HPSVMCB2	22	313200 J06	009		
002	PACS S17-32 B 2 . S28		PX1.-	-	P607	TP8SS-38					HPSVMCB2	22	313200 J06	002		
018	PACS S17-32 B 2 . REF27		PX1.-	-	P607	TP8SS-38					HPSVMCB2	22	313200 J06	018		
010	PACS S17-32 B 2 . S27		PX1.-	-	P607	TP8SS-38					HPSVMCB2	22	313200 J06	010		
003	PACS S17-32 B 2 . REF26		PX1.-	-	P607	TP8SS-38					HPSVMCB2	22	313200 J06	003		
004	PACS S17-32 B 2 . S26		PX1.-	-	P607	TP8SS-38					HPSVMCB2	22	313200 J06	004		
011	PACS S17-32 B 2 . REF25		PX1.-	-	P607	TP8SS-38					HPSVMCB2	22	313200 J06	011		
019	PACS S17-32 B 2 . S25		PX1.-	-	P607	TP8SS-38					HPSVMCB2	22	313200 J06	019		
025	PACS S17-32 B 2 . S607b		PX1.-	-	P607	TP8SS-38				Cable 607b Shd	HPSVMCB2	22	313200 J06	025		
-																
006	PACS S17-32 B 2 . REF24		PX1.-	-	P607	TP8SS-38				Steel AWG 38	HPSVMCB2	22	313200 J06	006		
005	PACS S17-32 B 2 . S24		PX1.-	-	P607	TP8SS-38					HPSVMCB2	22	313200 J06	005		
013	PACS S17-32 B 2 . REF23		PX1.-	-	P607	TP8SS-38					HPSVMCB2	22	313200 J06	013		
007	PACS S17-32 B 2 . S23		PX1.-	-	P607	TP8SS-38					HPSVMCB2	22	313200 J06	007		
014	PACS S17-32 B 2 . REF22		PX1.-	-	P607	TP8SS-38					HPSVMCB2	22	313200 J06	014		
023	PACS S17-32 B 2 . S22		PX1.-	-	P607	TP8SS-38					HPSVMCB2	22	313200 J06	023		
022	PACS S17-32 B 2 . REF21		PX1.-	-	P607	TP8SS-38					HPSVMCB2	22	313200 J06	022		
033	PACS S17-32 B 2 . S21		PX1.-	-	P607	TP8SS-38					HPSVMCB2	22	313200 J06	033	3.	3.
034	PACS S17-32 B 2 . REF20		PX1.-	-	P607	TP8SS-38					HPSVMCB2	22	313200 J06	034		
024	PACS S17-32 B 2 . S20		PX1.-	-	P607	TP8SS-38					HPSVMCB2	22	313200 J06	024		
045	PACS S17-32 B 2 . REF19		PX1.-	-	P607	TP8SS-38					HPSVMCB2	22	313200 J06	045		
046	PACS S17-32 B 2 . S19		PX1.-	-	P607	TP8SS-38					HPSVMCB2	22	313200 J06	046		
035	PACS S17-32 B 2 . REF18		PX1.-	-	P607	TP8SS-38					HPSVMCB2	22	313200 J06	035		
047	PACS S17-32 B 2 . S18		PX1.-	-	P607	TP8SS-38					HPSVMCB2	22	313200 J06	047		
058	PACS S17-32 B 2 . REF17		PX1.-	-	P607	TP8SS-38					HPSVMCB2	22	313200 J06	058		
057	PACS S17-32 B 2 . S17		PX1.-	-	P607	TP8SS-38					HPSVMCB2	22	313200 J06	057		
012	PACS S17-32 B 2 . S607c		PX1.-	-	P607	TP8SS-38				Cable 607c Shd	HPSVMCB2	22	313200 J06	012		
-																
096	PACS FL CLK B 2 . VGDEC		PX6.-	-	P610	111SS-38				Steel 111SS38	HPSVMCB2	22	313200 J06	096		3.
084	PACS FL CLK B 2 . VSEL		PX6.-	-	P610	111SS-38					HPSVMCB2	22	313200 J06	084		
097	PACS FL CLK B 2 . VGSEL		PX6.-	-	P610	111SS-38					HPSVMCB2	22	313200 J06	097		
085	PACS FL CLK B 2 . AD6		PX6.-	-	P610	111SS-38				H11138SS	HPSVMCB2	22	313200 J06	085		
098	PACS FL CLK B 2 . AD5		PX6.-	-	P610	111SS-38					HPSVMCB2	22	313200 J06	098		
086	PACS FL CLK B 2 . AD4		PX6.-	-	P610	111SS-38					HPSVMCB2	22	313200 J06	086		
099	PACS FL CLK B 2 . AD3		PX6.-	-	P610	111SS-38					HPSVMCB2	22	313200 J06	099		
087	PACS FL CLK B 2 . AD2		PX6.-	-	P610	111SS-38					HPSVMCB2	22	313200 J06	087		

Astrium GmbH	**Pin Allocation List** (Harness)	Doc.No.: HP-2-ASED-IC-0015
Project: HERSCHEL		Issue: 1.0 Date: 21.04.2004
		Sheet: PAL-3 (of 4)

Connector: 211121 P06 **Function:** UFThr 077.0° (PACS XP-06 53,54,55) **Conn.-Type:** 197-012P24-35S (Plug)

Item: CVVUCR **Location:** 33 / CVV I/F CB Top PFM (CVVUCR) **Backshell:** G9254 F24 M / M24-03

EMC-Category: 3I/LL Sig H fr CVVFT to SVMCB

		Interface-Code					Grouping:								
Pin	**Signal Designation**	**Circuit**	**Signal**	**Pos.**	**Ch. ID**	**Wiring**	**Shd**	**Cable**	**Twist**	**Comment**	**Target-Item**	**Location**	**Connector**	**Pin**	**New**	
100	PACS FL CLK B 2 . AD1		PX6.-	-	P610	111SS-38					HPSVMCB2	22	313200 J06	100		
088	PACS FL CLK B 2 . AD0		PX6.-	-	P610	111SS-38					HPSVMCB2	22	313200 J06	088		
072	PACS FL CLK B 2 . SH610		PX6.-	-	P610	111SS-38				Cable 610 Shd	HPSVMCB2	22	313200 J06	072		
-																
040	PACS Fil LL CLK B 2 . VSMS		PX4.-	-	P609	031SS-38				Steel 031SS38	HPSVMCB2	22	313200 J06	040		
051	PACS Fil LL CLK B 2 . CKRI		PX4.-	-	P609	031SS-38				H03138SS	HPSVMCB2	22	313200 J06	051		
052	PACS Fil LL CLK B 2 . VDECX		PX4.-	-	P609	031SS-38					HPSVMCB2	22	313200 J06	052		
050	PACS Fil LL CLK B 2 . SH609		PX4.-	-	P609	031SS-38				Cable 609 Shd	HPSVMCB2	22	313200 J06	050		
-																
068	PACS Fil Bias B 2 . VHB		PX2.-	-	P608	X09SB---				Steel 191SS38	HPSVMCB2	22	313200 J06	068		3.
079	PACS Fil Bias B 2 . VTRIL		PX2.-	-	P608	X09SB---				191SS38	HPSVMCB2	22	313200 J06	079	3.	3.
056	PACS Fil Bias B 2 . GNDCL		PX2.-	-	P608	X09SB---				191SS38	HPSVMCB2	22	313200 J06	056	3.	3.
067	PACS Fil Bias B 2 . VDPRO		PX2.-	-	P608	X09SB---				191SS38	HPSVMCB2	22	313200 J06	067	3.	3.
090	PACS Fil Bias B 2 . VH		PX2.-	-	P608	X09SB---				191SS38	HPSVMCB2	22	313200 J06	090	3.	3.
078	PACS Fil Bias B 2 . VL		PX2.-	-	P608	X09SB---				191SS38	HPSVMCB2	22	313200 J06	078	3.	3.
101	PACS Fil Bias B 2 . VRL		PX2.-	-	P608	X09SB---				191SS38	HPSVMCB2	22	313200 J06	101	3.	3.
089	PACS Fil Bias B 2 . VCH		PX2.-	-	P608	X09SB---				191SS38	HPSVMCB2	22	313200 J06	089	3.	3.
055	PACS Fil Bias B 2 . VSS		PX2.-	-	P608	X09SB---				191SS38	HPSVMCB2	22	313200 J06	055	3.	3.
044	PACS Fil Bias B 2 . VDL		PX2.-	-	P608	X09SB---				191SS38	HPSVMCB2	22	313200 J06	044	3.	3.
043	PACS Fil Bias B 2 . VINJ		PX2.-	-	P608	X09SB---				191SS38	HPSVMCB2	22	313200 J06	043	3.	3.
032	PACS Fil Bias B 2 . VGL		PX2.-	-	P608	X09SB---				191SS38	HPSVMCB2	22	313200 J06	032	3.	3.
066	PACS Fil Bias B 2 . VDD		PX2.-	-	P608	X09SB---				191SS38	HPSVMCB2	22	313200 J06	066	3.	3.
077	PACS Fil Bias B 2 . GNDBU		PX2.-	-	P608	X09SB---				191SS38	HPSVMCB2	22	313200 J06	077	3.	3.
065	PACS Fil Bias B 2 . VPRBU		PX2.-	-	P608	X09SB---				191SS38	HPSVMCB2	22	313200 J06	065	3.	3.
054	PACS Fil Bias B 2 . VGLBU		PX2.-	-	P608	X09SB---				191SS38	HPSVMCB2	22	313200 J06	054	3.	3.
042	PACS Fil Bias B 2 . VGG		PX2.-	-	P608	X09SB---				191SS38	HPSVMCB2	22	313200 J06	042	3.	3.
064	PACS Fil Bias B 2 . SH608		PX2.-	-	P608	X09SB---				Cable 608 Shd	HPSVMCB2	22	313200 J06	064		
-																
041	PACS Fil Bias B 2 . VSSBU		PX2.-	-	P608	X09SB---				Brass 021BS30	HPSVMCB2	22	313200 J06	041		
053	PACS Fil Bias B 2 . VDLBU		PX2.-	-	P608	X09SB---				Brass 021BS30	HPSVMCB2	22	313200 J06	053	3.	3.
030	PACS Fil Bias B 2 . S608b		PX2.-	-	P608	X09SB---				Cable 608b Shd	HPSVMCB2	22	313200 J06	030		
-	NC															
-	NC															
-	NC															
-	NC															
-	NC															
-	NC															
-	NC															

Astrium GmbH	**Pin Allocation List** (Harness)	Doc.No.: HP-2-ASED-IC-0015
Project: HERSCHEL		Issue: 1.0 Date: 21.04.2004
		Sheet: PAL-4 (of 4)

Connector: 211121 P06 **Function:** UFThr 077.0° (PACS XP-06 53,54,55) **Conn.-Type:** 197-012P24-35S (Plug)

Item: CVVUCR **Location:** 33 / CVV I/F CB Top PFM (CVVUCR) **Backshell:** G9254 F24 M / M24-03

EMC-Category: 3I/LL Sig H fr CVVFT to SVMCB

Pin	Signal Designation	Interface-Code Circuit	Signal	Pos.	Ch. ID	Wiring	Grouping: Shd	Cable	Twist	Comment	Target-Item	Location	Connector	Pin	New
-	NC														
-	NC														
-	NC														
-	NC														
-	NC														
-	NC														
-	NC														
-	NC														
-	NC														
-	NC														
-	NC														
-	NC														
-	NC														
-	NC														
-	NC														
-	NC														
-	NC														
CH	Connector Housing									Overall Shd con to Backshell					

Astrium GmbH	**Pin Allocation List**	Doc.No.: HP-2-ASED-IC-0015
Project: HERSCHEL	**(Harness)**	Issue: 1.0 Date: 21.04.2004
		Sheet: PAL-1 (of 4)

Connector: 211121 P10 **Function:** UFThr 083.2° (PACS XP-07 56,57,58) **Conn.-Type:** 197-012P24-35S (Plug)

Item: CVVUCR **Location:** 33 / CVV I/F CB Top PFM (CVVUCR) **Backshell:** G9254 F24 M / M24-03

EMC-Category: 3I/LL Sig H fr CVVFT to SVMCB

		Interface-Code					Grouping:								
Pin	**Signal Designation**	**Circuit**	**Signal**	**Pos.**	**Ch. ID**	**Wiring**	**Shd**	**Cable**	**Twist**	**Comment**	**Target-Item**	**Location**	**Connector**	**Pin**	**New**
105	PACS S01-16 B 3 . REF16		PX1.-	-	P611	TP8SS-38				Steel AWG 38	HPSVMCB2	22	313200 J08	105	
115	PACS S01-16 B 3 . S16		PX1.-	-	P611	TP8SS-38					HPSVMCB2	22	313200 J08	115	
106	PACS S01-16 B 3 . REF15		PX1.-	-	P611	TP8SS-38					HPSVMCB2	22	313200 J08	106	
107	PACS S01-16 B 3 . S15		PX1.-	-	P611	TP8SS-38					HPSVMCB2	22	313200 J08	107	
122	PACS S01-16 B 3 . REF14		PX1.-	-	P611	TP8SS-38					HPSVMCB2	22	313200 J08	122	
123	PACS S01-16 B 3 . S14		PX1.-	-	P611	TP8SS-38					HPSVMCB2	22	313200 J08	123	
116	PACS S01-16 B 3 . REF13		PX1.-	-	P611	TP8SS-38					HPSVMCB2	22	313200 J08	116	
117	PACS S01-16 B 3 . S13		PX1.-	-	P611	TP8SS-38					HPSVMCB2	22	313200 J08	117	3. 3.
108	PACS S01-16 B 3 . REF12		PX1.-	-	P611	TP8SS-38					HPSVMCB2	22	313200 J08	108	
109	PACS S01-16 B 3 . S12		PX1.-	-	P611	TP8SS-38					HPSVMCB2	22	313200 J08	109	
124	PACS S01-16 B 3 . REF11		PX1.-	-	P611	TP8SS-38					HPSVMCB2	22	313200 J08	124	
125	PACS S01-16 B 3 . S11		PX1.-	-	P611	TP8SS-38					HPSVMCB2	22	313200 J08	125	
118	PACS S01-16 B 3 . REF10		PX1.-	-	P611	TP8SS-38					HPSVMCB2	22	313200 J08	118	
110	PACS S01-16 B 3 . S10		PX1.-	-	P611	TP8SS-38					HPSVMCB2	22	313200 J08	110	
119	PACS S01-16 B 3 . REF09		PX1.-	-	P611	TP8SS-38					HPSVMCB2	22	313200 J08	119	
126	PACS S01-16 B 3 . S09		PX1.-	-	P611	TP8SS-38					HPSVMCB2	22	313200 J08	126	
094	PACS S01-16 B 3 . S611b		PX1.-	-	P611	TP8SS-38				Cable 611b Shd	HPSVMCB2	22	313200 J08	094	
-															
127	PACS S01-16 B 3 . REF08		PX1.-	-	P611	TP8SS-38				Steel AWG 38	HPSVMCB2	22	313200 J08	127	
120	PACS S01-16 B 3 . S08		PX1.-	-	P611	TP8SS-38					HPSVMCB2	22	313200 J08	120	
128	PACS S01-16 B 3 . REF07		PX1.-	-	P611	TP8SS-38					HPSVMCB2	22	313200 J08	128	
121	PACS S01-16 B 3 . S07		PX1.-	-	P611	TP8SS-38					HPSVMCB2	22	313200 J08	121	
112	PACS S01-16 B 3 . REF06		PX1.-	-	P611	TP8SS-38					HPSVMCB2	22	313200 J08	112	
102	PACS S01-16 B 3 . S06		PX1.-	-	P611	TP8SS-38					HPSVMCB2	22	313200 J08	102	
113	PACS S01-16 B 3 . REF05		PX1.-	-	P611	TP8SS-38					HPSVMCB2	22	313200 J08	113	
103	PACS S01-16 B 3 . S05		PX1.-	-	P611	TP8SS-38					HPSVMCB2	22	313200 J08	103	3. 3.
091	PACS S01-16 B 3 . REF04		PX1.-	-	P611	TP8SS-38					HPSVMCB2	22	313200 J08	091	
080	PACS S01-16 B 3 . S04		PX1.-	-	P611	TP8SS-38					HPSVMCB2	22	313200 J08	080	
114	PACS S01-16 B 3 . REF03		PX1.-	-	P611	TP8SS-38					HPSVMCB2	22	313200 J08	114	
104	PACS S01-16 B 3 . S03		PX1.-	-	P611	TP8SS-38					HPSVMCB2	22	313200 J08	104	
092	PACS S01-16 B 3 . REF02		PX1.-	-	P611	TP8SS-38					HPSVMCB2	22	313200 J08	092	
093	PACS S01-16 B 3 . S02		PX1.-	-	P611	TP8SS-38					HPSVMCB2	22	313200 J08	093	
069	PACS S01-16 B 3 . REF01		PX1.-	-	P611	TP8SS-38					HPSVMCB2	22	313200 J08	069	
081	PACS S01-16 B 3 . S01		PX1.-	-	P611	TP8SS-38					HPSVMCB2	22	313200 J08	081	
111	PACS S01-16 B 3 . S611c		PX1.-	-	P611	TP8SS-38				Cable 611c Shd	HPSVMCB2	22	313200 J08	111	
-															
026	PACS S17-32 B 3 . REF32		PX1.-	-	P612	TP8SS-38				Steel AWG 38	HPSVMCB2	22	313200 J08	026	
015	PACS S17-32 B 3 . S32		PX1.-	-	P612	TP8SS-38					HPSVMCB2	22	313200 J08	015	
016	PACS S17-32 B 3 . REF31		PX1.-	-	P612	TP8SS-38					HPSVMCB2	22	313200 J08	016	
027	PACS S17-32 B 3 . S31		PX1.-	-	P612	TP8SS-38					HPSVMCB2	22	313200 J08	027	

Astrium GmbH	**Pin Allocation List** (Harness)	Doc.No.: HP-2-ASED-IC-0015
Project: HERSCHEL		Issue: 1.0 Date: 21.04.2004
		Sheet: PAL-2 (of 4)

Connector: 211121 P10 **Function:** UFThr 083.2° (PACS XP-07 56,57,58) **Conn.-Type:** 197-012P24-35S (Plug)

Item: CVVUCR **Location:** 33 / CVV I/F CB Top PFM (CVVUCR) **Backshell:** G9254 F24 M / M24-03

EMC-Category: 3I/LL Sig H fr CVVFT to SVMCB

Pin	Signal Designation	Interface-Code Circuit	Signal	Pos.	Ch. ID	Wiring	Grouping: Shd	Cable	Twist	Comment	Target-Item	Location	Connector	Pin	New	
008	PACS S17-32 B 3 . REF30		PX1.-	-	P612	TP8SS-38					HPSVMCB2	22	313200 J08	008		
001	PACS S17-32 B 3 . S30		PX1.-	-	P612	TP8SS-38					HPSVMCB2	22	313200 J08	001		
028	PACS S17-32 B 3 . REF29		PX1.-	-	P612	TP8SS-38					HPSVMCB2	22	313200 J08	028		
017	PACS S17-32 B 3 . S29		PX1.-	-	P612	TP8SS-38					HPSVMCB2	22	313200 J08	017	3.	3.
009	PACS S17-32 B 3 . REF28		PX1.-	-	P612	TP8SS-38					HPSVMCB2	22	313200 J08	009		
002	PACS S17-32 B 3 . S28		PX1.-	-	P612	TP8SS-38					HPSVMCB2	22	313200 J08	002		
018	PACS S17-32 B 3 . REF27		PX1.-	-	P612	TP8SS-38					HPSVMCB2	22	313200 J08	018		
010	PACS S17-32 B 3 . S27		PX1.-	-	P612	TP8SS-38					HPSVMCB2	22	313200 J08	010		
003	PACS S17-32 B 3 . REF26		PX1.-	-	P612	TP8SS-38					HPSVMCB2	22	313200 J08	003		
004	PACS S17-32 B 3 . S26		PX1.-	-	P612	TP8SS-38					HPSVMCB2	22	313200 J08	004		
011	PACS S17-32 B 3 . REF25		PX1.-	-	P612	TP8SS-38					HPSVMCB2	22	313200 J08	011		
019	PACS S17-32 B 3 . S25		PX1.-	-	P612	TP8SS-38					HPSVMCB2	22	313200 J08	019		
025	PACS S17-32 B 3 . S612b		PX1.-	-	P612	TP8SS-38				Cable 612b Shd	HPSVMCB2	22	313200 J08	025		
-																
006	PACS S17-32 B 3 . REF24		PX1.-	-	P612	TP8SS-38				Steel AWG 38	HPSVMCB2	22	313200 J08	006		
005	PACS S17-32 B 3 . S24		PX1.-	-	P612	TP8SS-38					HPSVMCB2	22	313200 J08	005		
013	PACS S17-32 B 3 . REF23		PX1.-	-	P612	TP8SS-38					HPSVMCB2	22	313200 J08	013		
007	PACS S17-32 B 3 . S23		PX1.-	-	P612	TP8SS-38					HPSVMCB2	22	313200 J08	007		
014	PACS S17-32 B 3 . REF22		PX1.-	-	P612	TP8SS-38					HPSVMCB2	22	313200 J08	014		
023	PACS S17-32 B 3 . S22		PX1.-	-	P612	TP8SS-38					HPSVMCB2	22	313200 J08	023		
022	PACS S17-32 B 3 . REF21		PX1.-	-	P612	TP8SS-38					HPSVMCB2	22	313200 J08	022		
033	PACS S17-32 B 3 . S21		PX1.-	-	P612	TP8SS-38					HPSVMCB2	22	313200 J08	033	3.	3.
034	PACS S17-32 B 3 . REF20		PX1.-	-	P612	TP8SS-38					HPSVMCB2	22	313200 J08	034		
024	PACS S17-32 B 3 . S20		PX1.-	-	P612	TP8SS-38					HPSVMCB2	22	313200 J08	024		
045	PACS S17-32 B 3 . REF19		PX1.-	-	P612	TP8SS-38					HPSVMCB2	22	313200 J08	045		
046	PACS S17-32 B 3 . S19		PX1.-	-	P612	TP8SS-38					HPSVMCB2	22	313200 J08	046		
035	PACS S17-32 B 3 . REF18		PX1.-	-	P612	TP8SS-38					HPSVMCB2	22	313200 J08	035		
047	PACS S17-32 B 3 . S18		PX1.-	-	P612	TP8SS-38					HPSVMCB2	22	313200 J08	047		
058	PACS S17-32 B 3 . REF17		PX1.-	-	P612	TP8SS-38					HPSVMCB2	22	313200 J08	058		
057	PACS S17-32 B 3 . S17		PX1.-	-	P612	TP8SS-38					HPSVMCB2	22	313200 J08	057		
012	PACS S17-32 B 3 . S612c		PX1.-	-	P612	TP8SS-38				Cable 612c Shd	HPSVMCB2	22	313200 J08	012		
-																
096	PACS FL Clock B 3 . VGDEC		PX6.-	-	P615	111SS-38				Steel 111SS38	HPSVMCB2	22	313200 J08	096		
084	PACS FL Clock B 3 . VSEL		PX6.-	-	P615	111SS-38					HPSVMCB2	22	313200 J08	084		
097	PACS FL Clock B 3 . VGSEL		PX6.-	-	P615	111SS-38					HPSVMCB2	22	313200 J08	097		
085	PACS FL Clock B 3 . AD6		PX6.-	-	P615	111SS-38					HPSVMCB2	22	313200 J08	085	3.	
098	PACS FL Clock B 3 . AD5		PX6.-	-	P615	111SS-38					HPSVMCB2	22	313200 J08	098		
086	PACS FL Clock B 3 . AD4		PX6.-	-	P615	111SS-38					HPSVMCB2	22	313200 J08	086		
099	PACS FL Clock B 3 . AD3		PX6.-	-	P615	111SS-38					HPSVMCB2	22	313200 J08	099		
087	PACS FL Clock B 3 . AD2		PX6.-	-	P615	111SS-38					HPSVMCB2	22	313200 J08	087		

Astrium GmbH	**Pin Allocation List** (Harness)	Doc.No.: HP-2-ASED-IC-0015
Project: HERSCHEL		Issue: 1.0 Date: 21.04.2004
		Sheet: PAL-3 (of 4)

Connector: 211121 P10 **Function:** UFThr 083.2° (PACS XP-07 56,57,58) **Conn.-Type:** 197-012P24-35S (Plug)

Item: CVVUCR **Location:** 33 / CVV I/F CB Top PFM (CVVUCR) **Backshell:** G9254 F24 M / M24-03

EMC-Category: 3I/LL Sig H fr CVVFT to SVMCB

		Interface-Code					Grouping:								
Pin	**Signal Designation**	**Circuit**	**Signal**	**Pos.**	**Ch. ID**	**Wiring**	**Shd**	**Cable**	**Twist**	**Comment**	**Target-Item**	**Location**	**Connector**	**Pin**	**New**	
100	PACS FL Clock B 3 . AD1		PX6.-	-	P615	111SS-38					HPSVMCB2	22	313200 J08	100		
088	PACS FL Clock B 3 . AD0		PX6.-	-	P615	111SS-38					HPSVMCB2	22	313200 J08	088		
072	PACS FL Clock B 3 . SH615		PX6.-	-	P615	111SS-38				Cable 615 Shd	HPSVMCB2	22	313200 J08	072		
-																
040	PACS Fil LL CLK B 3 . VSMS		PX4.-	-	P614	031SS-38				Steel 031SS38	HPSVMCB2	22	313200 J08	040		
051	PACS Fil LL CLK B 3 . CKRI		PX4.-	-	P614	031SS-38				H03138SS	HPSVMCB2	22	313200 J08	051		
052	PACS Fil LL CLK B 3 . VDECX		PX4.-	-	P614	031SS-38					HPSVMCB2	22	313200 J08	052		
050	PACS Fil LL CLK B 3 . SH614		PX4.-	-	P614	031SS-38				Cable 614 Shd	HPSVMCB2	22	313200 J08	050		
-																
068	PACS Fil Bias B 3 . VHB		PX2.-	-	P613	X09SB---				Steel 191SS38	HPSVMCB2	22	313200 J08	068		3.
079	PACS Fil Bias B 3 . VTRIL		PX2.-	-	P613	X09SB---				191SS38	HPSVMCB2	22	313200 J08	079	3.	3.
056	PACS Fil Bias B 3 . GNDCL		PX2.-	-	P613	X09SB---				191SS38	HPSVMCB2	22	313200 J08	056	3.	3.
067	PACS Fil Bias B 3 . VDPRO		PX2.-	-	P613	X09SB---				191SS38	HPSVMCB2	22	313200 J08	067	3.	3.
090	PACS Fil Bias B 3 . VH		PX2.-	-	P613	X09SB---				191SS38	HPSVMCB2	22	313200 J08	090	3.	3.
078	PACS Fil Bias B 3 . VL		PX2.-	-	P613	X09SB---				191SS38	HPSVMCB2	22	313200 J08	078	3.	3.
101	PACS Fil Bias B 3 . VRL		PX2.-	-	P613	X09SB---				191SS38	HPSVMCB2	22	313200 J08	101	3.	3.
089	PACS Fil Bias B 3 . VCH		PX2.-	-	P613	X09SB---				191SS38	HPSVMCB2	22	313200 J08	089	3.	3.
055	PACS Fil Bias B 3 . VSS		PX2.-	-	P613	X09SB---				191SS38	HPSVMCB2	22	313200 J08	055	3.	3.
044	PACS Fil Bias B 3 . VDL		PX2.-	-	P613	X09SB---				191SS38	HPSVMCB2	22	313200 J08	044	3.	3.
043	PACS Fil Bias B 3 . VINJ		PX2.-	-	P613	X09SB---				191SS38	HPSVMCB2	22	313200 J08	043	3.	3.
032	PACS Fil Bias B 3 . VGL		PX2.-	-	P613	X09SB---				191SS38	HPSVMCB2	22	313200 J08	032	3.	3.
066	PACS Fil Bias B 3 . VDD		PX2.-	-	P613	X09SB---				191SS38	HPSVMCB2	22	313200 J08	066	3.	3.
077	PACS Fil Bias B 3 . GNDBU		PX2.-	-	P613	X09SB---				191SS38	HPSVMCB2	22	313200 J08	077	3.	3.
065	PACS Fil Bias B 3 . VPRBU		PX2.-	-	P613	X09SB---				191SS38	HPSVMCB2	22	313200 J08	065	3.	3.
054	PACS Fil Bias B 3 . VGLBU		PX2.-	-	P613	X09SB---				191SS38	HPSVMCB2	22	313200 J08	054	3.	3.
042	PACS Fil Bias B 3 . VGG		PX2.-	-	P613	X09SB---				191SS38	HPSVMCB2	22	313200 J08	042	3.	3.
064	PACS Fil Bias B 3 . SH613		PX2.-	-	P613	X09SB---				Cable 613 Shd	HPSVMCB2	22	313200 J08	064		
-																
041	PACS Fil Bias B 3 . VSSBU		PX2.-	-	P613	X09SB---				Brass 021BS30	HPSVMCB2	22	313200 J08	041		
053	PACS Fil Bias B 3 . VDLBU		PX2.-	-	P613	X09SB---				Brass 021BS30	HPSVMCB2	22	313200 J08	053	3.	3.
030	PACS Fil Bias B 3 . S613b		PX2.-	-	P613	X09SB---				Cable 613b Shd	HPSVMCB2	22	313200 J08	030		
-	NC															
-	NC															
-	NC															
-	NC															
-	NC															
-	NC															
-	NC															

Astrium GmbH	**Pin Allocation List** (Harness)	Doc.No.: HP-2-ASED-IC-0015
Project: HERSCHEL		Issue: 1.0 Date: 21.04.2004
		Sheet: PAL-4 (of 4)

Connector: 211121 P10 **Function:** UFThr 083.2° (PACS XP-07 56,57,58) **Conn.-Type:** 197-012P24-35S (Plug)

Item: CVVUCR **Location:** 33 / CVV I/F CB Top PFM (CVVUCR) **Backshell:** G9254 F24 M / M24-03

EMC-Category: 3I/LL Sig H fr CVVFT to SVMCB

Pin	Signal Designation	Interface-Code Circuit	Signal	Pos.	Ch. ID	Wiring	Grouping: Shd	Cable	Twist	Comment	Target-Item	Location	Connector	Pin	New
-	NC														
-	NC														
-	NC														
-	NC														
-	NC														
-	NC														
-	NC														
-	NC														
-	NC														
-	NC														
-	NC														
-	NC														
-	NC														
-	NC														
-	NC														
-	NC														
-	NC														
-	NC														
-															
CH	Connector Housing									Overall Shd con to Backshell					

Astrium GmbH	**Pin Allocation List**	Doc.No.: HP-2-ASED-IC-0015
Project: HERSCHEL	**(Harness)**	Issue: 1.0 Date: 21.04.2004
		Sheet: PAL-1 (of 4)

Connector: 211121 P11 **Function:** UFThr 096.8° (PACS XP-08 59,60,61) **Conn.-Type:** 197-012P24-35S (Plug)

Item: CVVUCR **Location:** 33 / CVV I/F CB Top PFM (CVVUCR) **Backshell:** G9254 F24 M / M24-03

EMC-Category: 3I/LL Sig H fr CVVFT to SVMCB

		Interface-Code					Grouping:								
Pin	**Signal Designation**	**Circuit**	**Signal**	**Pos.**	**Ch. ID**	**Wiring**	**Shd**	**Cable**	**Twist**	**Comment**	**Target-Item**	**Location**	**Connector**	**Pin**	**New**
105	PACS S01-16 B 4 . REF16		PX1.-	-	P616	TP8SS-38				Steel AWG 38	HPSVMCB2	22	313200 J02	105	
115	PACS S01-16 B 4 . S16		PX1.-	-	P616	TP8SS-38					HPSVMCB2	22	313200 J02	115	
106	PACS S01-16 B 4 . REF15		PX1.-	-	P616	TP8SS-38					HPSVMCB2	22	313200 J02	106	
107	PACS S01-16 B 4 . S15		PX1.-	-	P616	TP8SS-38					HPSVMCB2	22	313200 J02	107	
122	PACS S01-16 B 4 . REF14		PX1.-	-	P616	TP8SS-38					HPSVMCB2	22	313200 J02	122	
123	PACS S01-16 B 4 . S14		PX1.-	-	P616	TP8SS-38					HPSVMCB2	22	313200 J02	123	
116	PACS S01-16 B 4 . REF13		PX1.-	-	P616	TP8SS-38					HPSVMCB2	22	313200 J02	116	
117	PACS S01-16 B 4 . S13		PX1.-	-	P616	TP8SS-38					HPSVMCB2	22	313200 J02	117	3. 3.
108	PACS S01-16 B 4 . REF12		PX1.-	-	P616	TP8SS-38					HPSVMCB2	22	313200 J02	108	
109	PACS S01-16 B 4 . S12		PX1.-	-	P616	TP8SS-38					HPSVMCB2	22	313200 J02	109	
124	PACS S01-16 B 4 . REF11		PX1.-	-	P616	TP8SS-38					HPSVMCB2	22	313200 J02	124	
125	PACS S01-16 B 4 . S11		PX1.-	-	P616	TP8SS-38					HPSVMCB2	22	313200 J02	125	
118	PACS S01-16 B 4 . REF10		PX1.-	-	P616	TP8SS-38					HPSVMCB2	22	313200 J02	118	
110	PACS S01-16 B 4 . S10		PX1.-	-	P616	TP8SS-38					HPSVMCB2	22	313200 J02	110	
119	PACS S01-16 B 4 . REF09		PX1.-	-	P616	TP8SS-38					HPSVMCB2	22	313200 J02	119	
126	PACS S01-16 B 4 . S09		PX1.-	-	P616	TP8SS-38					HPSVMCB2	22	313200 J02	126	
094	PACS S01-16 B 4 . S616b		PX1.-	-	P616	TP8SS-38				Cable 616b Shd	HPSVMCB2	22	313200 J02	094	
-															
127	PACS S01-16 B 4 . REF08		PX1.-	-	P616	TP8SS-38				Steel AWG 38	HPSVMCB2	22	313200 J02	127	
120	PACS S01-16 B 4 . S08		PX1.-	-	P616	TP8SS-38					HPSVMCB2	22	313200 J02	120	
128	PACS S01-16 B 4 . REF07		PX1.-	-	P616	TP8SS-38					HPSVMCB2	22	313200 J02	128	
121	PACS S01-16 B 4 . S07		PX1.-	-	P616	TP8SS-38					HPSVMCB2	22	313200 J02	121	
112	PACS S01-16 B 4 . REF06		PX1.-	-	P616	TP8SS-38					HPSVMCB2	22	313200 J02	112	
102	PACS S01-16 B 4 . S06		PX1.-	-	P616	TP8SS-38					HPSVMCB2	22	313200 J02	102	
113	PACS S01-16 B 4 . REF05		PX1.-	-	P616	TP8SS-38					HPSVMCB2	22	313200 J02	113	
103	PACS S01-16 B 4 . S05		PX1.-	-	P616	TP8SS-38					HPSVMCB2	22	313200 J02	103	3. 3.
091	PACS S01-16 B 4 . REF04		PX1.-	-	P616	TP8SS-38					HPSVMCB2	22	313200 J02	091	
080	PACS S01-16 B 4 . S04		PX1.-	-	P616	TP8SS-38					HPSVMCB2	22	313200 J02	080	
114	PACS S01-16 B 4 . REF03		PX1.-	-	P616	TP8SS-38					HPSVMCB2	22	313200 J02	114	
104	PACS S01-16 B 4 . S03		PX1.-	-	P616	TP8SS-38					HPSVMCB2	22	313200 J02	104	
092	PACS S01-16 B 4 . REF02		PX1.-	-	P616	TP8SS-38					HPSVMCB2	22	313200 J02	092	
093	PACS S01-16 B 4 . S02		PX1.-	-	P616	TP8SS-38					HPSVMCB2	22	313200 J02	093	
069	PACS S01-16 B 4 . REF01		PX1.-	-	P616	TP8SS-38					HPSVMCB2	22	313200 J02	069	
081	PACS S01-16 B 4 . S01		PX1.-	-	P616	TP8SS-38					HPSVMCB2	22	313200 J02	081	
111	PACS S01-16 B 4 . S616c		PX1.-	-	P616	TP8SS-38				Cable 616c Shd	HPSVMCB2	22	313200 J02	111	
-															
026	PACS S17-32 B 4 . REF32		PX1.-	-	P617	TP8SS-38				Steel AWG 38	HPSVMCB2	22	313200 J02	026	
015	PACS S17-32 B 4 . S32		PX1.-	-	P617	TP8SS-38					HPSVMCB2	22	313200 J02	015	
016	PACS S17-32 B 4 . REF31		PX1.-	-	P617	TP8SS-38					HPSVMCB2	22	313200 J02	016	
027	PACS S17-32 B 4 . S31		PX1.-	-	P617	TP8SS-38					HPSVMCB2	22	313200 J02	027	

Astrium GmbH	**Pin Allocation List**	Doc.No.: HP-2-ASED-IC-0015
Project: HERSCHEL	**(Harness)**	Issue: 1.0 Date: 21.04.2004
		Sheet: PAL-2 (of 4)

Connector: 211121 P11 **Function:** UFThr 096.8° (PACS XP-08 59,60,61) **Conn.-Type:** 197-012P24-35S (Plug)

Item: CVVUCR **Location:** 33 / CVV I/F CB Top PFM (CVVUCR) **Backshell:** G9254 F24 M / M24-03

EMC-Category: 3I/LL Sig H fr CVVFT to SVMCB

		Interface-Code				Grouping:								
Pin	**Signal Designation**	**Circuit**	**Signal**	**Pos.**	**Ch. ID**	**Wiring**	**Shd**	**Cable**	**Twist**	**Comment**	**Target-Item**	**Location**	**Connector**	**Pin**	**New**	
008	PACS S17-32 B 4 . REF30		PX1.-	-	P617	TP8SS-38					HPSVMCB2	22	313200 J02	008		
001	PACS S17-32 B 4 . S30		PX1.-	-	P617	TP8SS-38					HPSVMCB2	22	313200 J02	001		
028	PACS S17-32 B 4 . REF29		PX1.-	-	P617	TP8SS-38					HPSVMCB2	22	313200 J02	028		
017	PACS S17-32 B 4 . S29		PX1.-	-	P617	TP8SS-38					HPSVMCB2	22	313200 J02	017	3.	3.
009	PACS S17-32 B 4 . REF28		PX1.-	-	P617	TP8SS-38					HPSVMCB2	22	313200 J02	009		
002	PACS S17-32 B 4 . S28		PX1.-	-	P617	TP8SS-38					HPSVMCB2	22	313200 J02	002		
018	PACS S17-32 B 4 . REF27		PX1.-	-	P617	TP8SS-38					HPSVMCB2	22	313200 J02	018		
010	PACS S17-32 B 4 . S27		PX1.-	-	P617	TP8SS-38					HPSVMCB2	22	313200 J02	010		
003	PACS S17-32 B 4 . REF26		PX1.-	-	P617	TP8SS-38					HPSVMCB2	22	313200 J02	003		
004	PACS S17-32 B 4 . S26		PX1.-	-	P617	TP8SS-38					HPSVMCB2	22	313200 J02	004		
011	PACS S17-32 B 4 . REF25		PX1.-	-	P617	TP8SS-38					HPSVMCB2	22	313200 J02	011		
019	PACS S17-32 B 4 . S25		PX1.-	-	P617	TP8SS-38					HPSVMCB2	22	313200 J02	019		
025	PACS S17-32 B 4 . S617b		PX1.-	-	P617	TP8SS-38				Cable 617b Shd	HPSVMCB2	22	313200 J02	025		
-																
006	PACS S17-32 B 4 . REF24		PX1.-	-	P617	TP8SS-38				Steel AWG 38	HPSVMCB2	22	313200 J02	006		
005	PACS S17-32 B 4 . S24		PX1.-	-	P617	TP8SS-38					HPSVMCB2	22	313200 J02	005		
013	PACS S17-32 B 4 . REF23		PX1.-	-	P617	TP8SS-38					HPSVMCB2	22	313200 J02	013		
007	PACS S17-32 B 4 . S23		PX1.-	-	P617	TP8SS-38					HPSVMCB2	22	313200 J02	007		
014	PACS S17-32 B 4 . REF22		PX1.-	-	P617	TP8SS-38					HPSVMCB2	22	313200 J02	014		
023	PACS S17-32 B 4 . S22		PX1.-	-	P617	TP8SS-38					HPSVMCB2	22	313200 J02	023		
022	PACS S17-32 B 4 . REF21		PX1.-	-	P617	TP8SS-38					HPSVMCB2	22	313200 J02	022		
033	PACS S17-32 B 4 . S21		PX1.-	-	P617	TP8SS-38					HPSVMCB2	22	313200 J02	033	3.	3.
034	PACS S17-32 B 4 . REF20		PX1.-	-	P617	TP8SS-38					HPSVMCB2	22	313200 J02	034		
024	PACS S17-32 B 4 . S20		PX1.-	-	P617	TP8SS-38					HPSVMCB2	22	313200 J02	024		
045	PACS S17-32 B 4 . REF19		PX1.-	-	P617	TP8SS-38					HPSVMCB2	22	313200 J02	045		
046	PACS S17-32 B 4 . S19		PX1.-	-	P617	TP8SS-38					HPSVMCB2	22	313200 J02	046		
035	PACS S17-32 B 4 . REF18		PX1.-	-	P617	TP8SS-38					HPSVMCB2	22	313200 J02	035		
047	PACS S17-32 B 4 . S18		PX1.-	-	P617	TP8SS-38					HPSVMCB2	22	313200 J02	047		
058	PACS S17-32 B 4 . REF17		PX1.-	-	P617	TP8SS-38					HPSVMCB2	22	313200 J02	058		
057	PACS S17-32 B 4 . S17		PX1.-	-	P617	TP8SS-38					HPSVMCB2	22	313200 J02	057		
012	PACS S17-32 B 4 . S617c		PX1.-	-	P617	TP8SS-38				Cable 617c Shd	HPSVMCB2	22	313200 J02	012		
-																
096	PACS FL Clock B 4 . VGDEC		PX6.-	-	P620	111SS-38				Steel 111SS38	HPSVMCB2	22	313200 J02	096		
084	PACS FL Clock B 4 . VSEL		PX6.-	-	P620	111SS-38					HPSVMCB2	22	313200 J02	084		
097	PACS FL Clock B 4 . VGSEL		PX6.-	-	P620	111SS-38					HPSVMCB2	22	313200 J02	097		
085	PACS FL Clock B 4 . AD6		PX6.-	-	P620	111SS-38					HPSVMCB2	22	313200 J02	085	3.	
098	PACS FL Clock B 4 . AD5		PX6.-	-	P620	111SS-38					HPSVMCB2	22	313200 J02	098		
086	PACS FL Clock B 4 . AD4		PX6.-	-	P620	111SS-38					HPSVMCB2	22	313200 J02	086		
099	PACS FL Clock B 4 . AD3		PX6.-	-	P620	111SS-38					HPSVMCB2	22	313200 J02	099		
087	PACS FL Clock B 4 . AD2		PX6.-	-	P620	111SS-38					HPSVMCB2	22	313200 J02	087		

Astrium GmbH	**Pin Allocation List**	Doc.No.: HP-2-ASED-IC-0015
Project: HERSCHEL	**(Harness)**	Issue: 1.0 Date: 21.04.2004
		Sheet: PAL-3 (of 4)

Connector: 211121 P11 **Function:** UFThr 096.8° (PACS XP-08 59,60,61) **Conn.-Type:** 197-012P24-35S (Plug)

Item: CVVUCR **Location:** 33 / CVV I/F CB Top PFM (CVVUCR) **Backshell:** G9254 F24 M / M24-03

EMC-Category: 3I/LL Sig H fr CVVFT to SVMCB

		Interface-Code					Grouping:								
Pin	**Signal Designation**	**Circuit**	**Signal**	**Pos.**	**Ch. ID**	**Wiring**	**Shd**	**Cable**	**Twist**	**Comment**	**Target-Item**	**Location**	**Connector**	**Pin**	**New**	
100	PACS FL Clock B 4 . AD1		PX6.-	-	P620	111SS-38					HPSVMCB2	22	313200 J02	100		
088	PACS FL Clock B 4 . AD0		PX6.-	-	P620	111SS-38					HPSVMCB2	22	313200 J02	088		
072	PACS FL Clock B 4 . SH620		PX6.-	-	P620	111SS-38				Cable 620 Shd	HPSVMCB2	22	313200 J02	072		
-																
040	PACS Fil LL CLK B 4 . VSMS		PX4.-	-	P619	031SS-38				Steel 031SS38	HPSVMCB2	22	313200 J02	040		
051	PACS Fil LL CLK B 4 . CKRI		PX4.-	-	P619	031SS-38					HPSVMCB2	22	313200 J02	051	3.	
052	PACS Fil LL CLK B 4 . VDECX		PX4.-	-	P619	031SS-38					HPSVMCB2	22	313200 J02	052		
050	PACS Fil LL CLK B 4 . SH619		PX4.-	-	P619	031SS-38				Cable 619 Shd	HPSVMCB2	22	313200 J02	050		
-																
068	PACS Fil Bias B 4 . VHB		PX2.-	-	P618	X09SB---				Steel 191SS38	HPSVMCB2	22	313200 J02	068		3.
079	PACS Fil Bias B 4 . VTRIL		PX2.-	-	P618	X09SB---				191SS38	HPSVMCB2	22	313200 J02	079	3.	3.
056	PACS Fil Bias B 4 . GNDCL		PX2.-	-	P618	X09SB---				191SS38	HPSVMCB2	22	313200 J02	056	3.	3.
067	PACS Fil Bias B 4 . VDPRO		PX2.-	-	P618	X09SB---				191SS38	HPSVMCB2	22	313200 J02	067	3.	3.
090	PACS Fil Bias B 4 . VH		PX2.-	-	P618	X09SB---				191SS38	HPSVMCB2	22	313200 J02	090	3.	3.
078	PACS Fil Bias B 4 . VL		PX2.-	-	P618	X09SB---				191SS38	HPSVMCB2	22	313200 J02	078	3.	3.
101	PACS Fil Bias B 4 . VRL		PX2.-	-	P618	X09SB---				191SS38	HPSVMCB2	22	313200 J02	101	3.	3.
089	PACS Fil Bias B 4 . VCH		PX2.-	-	P618	X09SB---				191SS38	HPSVMCB2	22	313200 J02	089	3.	3.
055	PACS Fil Bias B 4 . VSS		PX2.-	-	P618	X09SB---				191SS38	HPSVMCB2	22	313200 J02	055	3.	3.
044	PACS Fil Bias B 4 . VDL		PX2.-	-	P618	X09SB---				191SS38	HPSVMCB2	22	313200 J02	044	3.	3.
043	PACS Fil Bias B 4 . VINJ		PX2.-	-	P618	X09SB---				191SS38	HPSVMCB2	22	313200 J02	043	3.	3.
032	PACS Fil Bias B 4 . VGL		PX2.-	-	P618	X09SB---				191SS38	HPSVMCB2	22	313200 J02	032	3.	3.
066	PACS Fil Bias B 4 . VDD		PX2.-	-	P618	X09SB---				191SS38	HPSVMCB2	22	313200 J02	066	3.	3.
077	PACS Fil Bias B 4 . GNDBU		PX2.-	-	P618	X09SB---				191SS38	HPSVMCB2	22	313200 J02	077	3.	3.
065	PACS Fil Bias B 4 . VPRBU		PX2.-	-	P618	X09SB---				191SS38	HPSVMCB2	22	313200 J02	065	3.	3.
054	PACS Fil Bias B 4 . VGLBU		PX2.-	-	P618	X09SB---				191SS38	HPSVMCB2	22	313200 J02	054	3.	3.
042	PACS Fil Bias B 4 . VGG		PX2.-	-	P618	X09SB---				191SS38	HPSVMCB2	22	313200 J02	042	3.	3.
064	PACS Fil Bias B 4 . SH618		PX2.-	-	P618	X09SB---				Cable 618 Shd	HPSVMCB2	22	313200 J02			
-																
041	PACS Fil Bias B 4 . VSSBU		PX2.-	-	P618	X09SB---				Brass 021BS30	HPSVMCB2	22	313200 J02	041		
053	PACS Fil Bias B 4 . VDLBU		PX2.-	-	P618	X09SB---				Brass 021BS30	HPSVMCB2	22	313200 J02	053	3.	3.
030	PACS Fil Bias B 4 . S618b		PX2.-	-	P618	X09SB---				Cable 618b Shd	HPSVMCB2	22	313200 J02	030		
-	NC															
-	NC															
-	NC															
-	NC															
-	NC															
-	NC															
-	NC															

Astrium GmbH	**Pin Allocation List** (Harness)	Doc.No.: HP-2-ASED-IC-0015
Project: HERSCHEL		Issue: 1.0 Date: 21.04.2004
		Sheet: PAL-4 (of 4)

Connector: 211121 P11 **Function:** UFThr 096.8° (PACS XP-08 59,60,61) **Conn.-Type:** 197-012P24-35S (Plug)

Item: CVVUCR **Location:** 33 / CVV I/F CB Top PFM (CVVUCR) **Backshell:** G9254 F24 M / M24-03

EMC-Category: 3I/LL Sig H fr CVVFT to SVMCB

Pin	Signal Designation	Interface-Code Circuit	Signal	Pos.	Ch. ID	Wiring	Grouping: Shd	Cable	Twist	Comment	Target-Item	Location	Connector	Pin	New
-	NC														
-	NC														
-	NC														
-	NC														
-	NC														
-	NC														
-	NC														
-	NC														
-	NC														
-	NC														
-	NC														
-	NC														
-	NC														
-	NC														
-	NC														
-	NC														
-	NC														
-	NC														
-															
CH	Connector Housing									Overall Shd con to Backshell					

Astrium GmbH	**Pin Allocation List**	Doc.No.: HP-2-ASED-IC-0015
Project: HERSCHEL	**(Harness)**	Issue: 1.0 Date: 21.04.2004
		Sheet: PAL-1 (of 3)

Connector: 211121 P12 **Function:** UFThr 103.0° (PACS XP-09 62,63) **Conn.-Type:** 197-012P22-35S (Plug)

Item: CVVUCR **Location:** 33 / CVV I/F CB Top PFM (CVVUCR) **Backshell:** G9254 F22 M / M22-02

EMC-Category: 3I/LL Sig H fr CVVFT to SVMCB

		Interface-Code					Grouping:								
Pin	**Signal Designation**	**Circuit**	**Signal**	**Pos.**	**Ch. ID**	**Wiring**	**Shd**	**Cable**	**Twist**	**Comment**	**Target-Item**	**Location**	**Connector**	**Pin**	**New**	
086	PACS S01-16 B 5 . REF16		PX1.-	-	P621	TP8SS-38				Steel AWG 38	HPSVMCB2	22	313200 J01	086		
078	PACS S01-16 B 5 . S16		PX1.-	-	P621	TP8SS-38					HPSVMCB2	22	313200 J01	078		
087	PACS S01-16 B 5 . REF15		PX1.-	-	P621	TP8SS-38					HPSVMCB2	22	313200 J01	087		
079	PACS S01-16 B 5 . S15		PX1.-	-	P621	TP8SS-38					HPSVMCB2	22	313200 J01	079		
088	PACS S01-16 B 5 . REF14		PX1.-	-	P621	TP8SS-38					HPSVMCB2	22	313200 J01	088		
080	PACS S01-16 B 5 . S14		PX1.-	-	P621	TP8SS-38					HPSVMCB2	22	313200 J01	080		
089	PACS S01-16 B 5 . REF13		PX1.-	-	P621	TP8SS-38					HPSVMCB2	22	313200 J01	089		
081	PACS S01-16 B 5 . S13		PX1.-	-	P621	TP8SS-38					HPSVMCB2	22	313200 J01	081	3.	3.
069	PACS S01-16 B 5 . REF12		PX1.-	-	P621	TP8SS-38					HPSVMCB2	22	313200 J01	069		
059	PACS S01-16 B 5 . S12		PX1.-	-	P621	TP8SS-38					HPSVMCB2	22	313200 J01	059		
070	PACS S01-16 B 5 . REF11		PX1.-	-	P621	TP8SS-38					HPSVMCB2	22	313200 J01	070		
060	PACS S01-16 B 5 . S11		PX1.-	-	P621	TP8SS-38					HPSVMCB2	22	313200 J01	060		
071	PACS S01-16 B 5 . REF10		PX1.-	-	P621	TP8SS-38					HPSVMCB2	22	313200 J01	071		
061	PACS S01-16 B 5 . S10		PX1.-	-	P621	TP8SS-38					HPSVMCB2	22	313200 J01	061		
072	PACS S01-16 B 5 . REF09		PX1.-	-	P621	TP8SS-38					HPSVMCB2	22	313200 J01	072		
062	PACS S01-16 B 5 . S09		PX1.-	-	P621	TP8SS-38					HPSVMCB2	22	313200 J01	062		
077	PACS S01-16 B 5 . S621b		PX1.-	-	P621	TP8SS-38				Cable 621b Shd	HPSVMCB2	22	313200 J01	077		
-																
090	PACS S01-16 B 5 . REF08		PX1.-	-	P621	TP8SS-38				Steel AWG 38	HPSVMCB2	22	313200 J01	090		
082	PACS S01-16 B 5 . S08		PX1.-	-	P621	TP8SS-38					HPSVMCB2	22	313200 J01	082		
091	PACS S01-16 B 5 . REF07		PX1.-	-	P621	TP8SS-38					HPSVMCB2	22	313200 J01	091		
083	PACS S01-16 B 5 . S07		PX1.-	-	P621	TP8SS-38					HPSVMCB2	22	313200 J01	083		
092	PACS S01-16 B 5 . REF06		PX1.-	-	P621	TP8SS-38					HPSVMCB2	22	313200 J01	092		
084	PACS S01-16 B 5 . S06		PX1.-	-	P621	TP8SS-38					HPSVMCB2	22	313200 J01	084		
093	PACS S01-16 B 5 . REF05		PX1.-	-	P621	TP8SS-38					HPSVMCB2	22	313200 J01	093		
085	PACS S01-16 B 5 . S05		PX1.-	-	P621	TP8SS-38					HPSVMCB2	22	313200 J01	085	3.	3.
073	PACS S01-16 B 5 . REF04		PX1.-	-	P621	TP8SS-38					HPSVMCB2	22	313200 J01	073		
063	PACS S01-16 B 5 . S04		PX1.-	-	P621	TP8SS-38					HPSVMCB2	22	313200 J01	063		
074	PACS S01-16 B 5 . REF03		PX1.-	-	P621	TP8SS-38					HPSVMCB2	22	313200 J01	074		
064	PACS S01-16 B 5 . S03		PX1.-	-	P621	TP8SS-38					HPSVMCB2	22	313200 J01	064		
075	PACS S01-16 B 5 . REF02		PX1.-	-	P621	TP8SS-38					HPSVMCB2	22	313200 J01	075		
065	PACS S01-16 B 5 . S02		PX1.-	-	P621	TP8SS-38					HPSVMCB2	22	313200 J01	065		
076	PACS S01-16 B 5 . REF01		PX1.-	-	P621	TP8SS-38					HPSVMCB2	22	313200 J01	076		
066	PACS S01-16 B 5 . S01		PX1.-	-	P621	TP8SS-38					HPSVMCB2	22	313200 J01	066		
097	PACS S01-16 B 5 . S621c		PX1.-	-	P621	TP8SS-38				Cable 621c Shd	HPSVMCB2	22	313200 J01	097		
-																
008	PACS FL Clock B 5 . VGDEC		PX6.-	-	P624	111SS-38				Steel 111SS38	HPSVMCB2	22	313200 J01	008		
009	PACS FL Clock B 5 . VSEL		PX6.-	-	P624	111SS-38					HPSVMCB2	22	313200 J01	009		
010	PACS FL Clock B 5 . VGSEL		PX6.-	-	P624	111SS-38					HPSVMCB2	22	313200 J01	010		
011	PACS FL Clock B 5 . AD6		PX6.-	-	P624	111SS-38				H11138SS	HPSVMCB2	22	313200 J01	011		

Astrium GmbH	**Pin Allocation List**	Doc.No.: HP-2-ASED-IC-0015
Project: HERSCHEL	**(Harness)**	Issue: 1.0 Date: 21.04.2004
		Sheet: PAL-2 (of 3)

Connector: 211121 P12 **Function:** UFThr 103.0° (PACS XP-09 62,63) **Conn.-Type:** 197-012P22-35S (Plug)

Item: CVVUCR **Location:** 33 / CVV I/F CB Top PFM (CVVUCR) **Backshell:** G9254 F22 M / M22-02

EMC-Category: 3I/LL Sig H fr CVVFT to SVMCB

		Interface-Code					Grouping:							
Pin	**Signal Designation**	**Circuit**	**Signal**	**Pos.**	**Ch. ID**	**Wiring**	**Shd**	**Cable**	**Twist**	**Comment**	**Target-Item**	**Location**	**Connector**	**Pin**	**New**
017	PACS FL Clock B 5 . AD5		PX6.-	-	P624	111SS-38					HPSVMCB2	22	313200 J01	017	
018	PACS FL Clock B 5 . AD4		PX6.-	-	P624	111SS-38					HPSVMCB2	22	313200 J01	018	
019	PACS FL Clock B 5 . AD3		PX6.-	-	P624	111SS-38					HPSVMCB2	22	313200 J01	019	
020	PACS FL Clock B 5 . AD2		PX6.-	-	P624	111SS-38					HPSVMCB2	22	313200 J01	020	
029	PACS FL Clock B 5 . AD1		PX6.-	-	P624	111SS-38					HPSVMCB2	22	313200 J01	029	
030	PACS FL Clock B 5 . AD0		PX6.-	-	P624	111SS-38					HPSVMCB2	22	313200 J01	030	
016	PACS FL Clock B 5 . SH624		PX6.-	-	P624	111SS-38				Cable 624 Shd	HPSVMCB2	22	313200 J01	016	
-															
001	PACS Fil LL CLK B 5 . VSMS		PX4.-	-	P623	031SS-38				Steel 031SS38	HPSVMCB2	22	313200 J01	001	
002	PACS Fil LL CLK B 5 . CKRI		PX4.-	-	P623	031SS-38				H03138SS	HPSVMCB2	22	313200 J01	002	
003	PACS Fil LL CLK B 5 . VDECX		PX4.-	-	P623	031SS-38					HPSVMCB2	22	313200 J01	003	
004	PACS Fil LL CLK B 5 . SH623		PX4.-	-	P623	031SS-38				Cable 623 Shd	HPSVMCB2	22	313200 J01	004	
-															
012	PACS Fil Bias B 5 . VHB		PX2.-	-	P622	X09SB---				Steel 191SS38	HPSVMCB2	22	313200 J01	012	3.
013	PACS Fil Bias B 5 . VTRIL		PX2.-	-	P622	X09SB---					HPSVMCB2	22	313200 J01	013	3.
014	PACS Fil Bias B 5 . GNDCL		PX2.-	-	P622	X09SB---					HPSVMCB2	22	313200 J01	014	3.
015	PACS Fil Bias B 5 . VDPRO		PX2.-	-	P622	X09SB---					HPSVMCB2	22	313200 J01	015	3.
021	PACS Fil Bias B 5 . VH		PX2.-	-	P622	X09SB---					HPSVMCB2	22	313200 J01	021	3.
022	PACS Fil Bias B 5 . VL		PX2.-	-	P622	X09SB---				H19138SS	HPSVMCB2	22	313200 J01	022	3.
023	PACS Fil Bias B 5 . VRL		PX2.-	-	P622	X09SB---					HPSVMCB2	22	313200 J01	023	3.
024	PACS Fil Bias B 5 . VCH		PX2.-	-	P622	X09SB---					HPSVMCB2	22	313200 J01	024	3.
031	PACS Fil Bias B 5 . VSS		PX2.-	-	P622	X09SB---					HPSVMCB2	22	313200 J01	031	3.
032	PACS Fil Bias B 5 . VDL		PX2.-	-	P622	X09SB---					HPSVMCB2	22	313200 J01	032	3.
033	PACS Fil Bias B 5 . VINJ		PX2.-	-	P622	X09SB---					HPSVMCB2	22	313200 J01	033	3.
034	PACS Fil Bias B 5 . VGL		PX2.-	-	P622	X09SB---					HPSVMCB2	22	313200 J01	034	3.
042	PACS Fil Bias B 5 . VDD		PX2.-	-	P622	X09SB---					HPSVMCB2	22	313200 J01	042	3.
043	PACS Fil Bias B 5 . GNDBU		PX2.-	-	P622	X09SB---					HPSVMCB2	22	313200 J01	043	3.
044	PACS Fil Bias B 5 . VPRBU		PX2.-	-	P622	X09SB---					HPSVMCB2	22	313200 J01	044	3.
045	PACS Fil Bias B 5 . VGLBU		PX2.-	-	P622	X09SB---					HPSVMCB2	22	313200 J01	045	3.
041	PACS Fil Bias B 5 . VGG		PX2.-	-	P622	X09SB---					HPSVMCB2	22	313200 J01	041	3.
052	PACS Fil Bias B 5 . SH622		PX2.-	-	P622	X09SB---				Cable 622 Shd	HPSVMCB2	22	313200 J01	052	
-															
005	PACS Fil Bias B 5 . VSSBU		PX2.-	-	P622	X09SB---				Brass 021BS30	HPSVMCB2	22	313200 J01	005	
006	PACS Fil Bias B 5 . VDLBU		PX2.-	-	P622	X09SB---				H02130BS	HPSVMCB2	22	313200 J01	006	3.
007	PACS Fil Bias B 5 . S622b		PX2.-	-	P622	X09SB---				Cable 622b Shd	HPSVMCB2	22	313200 J01	007	
-	NC														
-	NC														
-	NC														
-	NC														

Astrium GmbH	**Pin Allocation List** (Harness)	Doc.No.: HP-2-ASED-IC-0015
Project: HERSCHEL		Issue: 1.0 Date: 21.04.2004
		Sheet: PAL-3 (of 3)

Connector: 211121 P12 **Function:** UFThr 103.0° (PACS XP-09 62,63) **Conn.-Type:** 197-012P22-35S (Plug)

Item: CVVUCR **Location:** 33 / CVV I/F CB Top PFM (CVVUCR) **Backshell:** G9254 F22 M / M22-02

EMC-Category: 3I/LL Sig H fr CVVFT to SVMCB

Pin	Signal Designation	Interface-Code Circuit	Signal	Pos.	Ch. ID	Wiring	Grouping: Shd	Cable	Twist	Comment	Target-Item	Location	Connector	Pin	New
-	NC														
-	NC														
-	NC														
-	NC														
-	NC														
-	NC														
-	NC														
-	NC														
-	NC														
-	NC														
-	NC														
-	NC														
-	NC														
-	NC														
-	NC														
-	NC														
-	NC														
-	NC														
-	NC														
-	NC														
-															
CH	Connector Housing									Overall Shd con to Backshell					

Astrium GmbH	**Pin Allocation List**	Doc.No.: HP-2-ASED-IC-0015
Project: HERSCHEL	**(Harness)**	Issue: 1.0 Date: 21.04.2004
		Sheet: PAL-1 (of 3)

Connector: 211121 P13 **Function:** UFThr 109.2° (PACS XP-10 64,65) **Conn.-Type:** 197-012P22-35S (Plug)

Item: CVVUCR **Location:** 33 / CVV I/F CB Top PFM (CVVUCR) **Backshell:** G9254 F22 M / M22-02

EMC-Category: 3I/LL Sig H fr CVVFT to SVMCB

		Interface-Code					Grouping:								
Pin	**Signal Designation**	**Circuit**	**Signal**	**Pos.**	**Ch. ID**	**Wiring**	**Shd**	**Cable**	**Twist**	**Comment**	**Target-Item**	**Location**	**Connector**	**Pin**	**New**
086	PACS S01-16 B 6 . REF16		PX1.-	-	P625	TP8SS-38				Steel AWG 38	HPSVMCB2	22	313200 J03	086	
078	PACS S01-16 B 6 . S16		PX1.-	-	P625	TP8SS-38					HPSVMCB2	22	313200 J03	078	
087	PACS S01-16 B 6 . REF15		PX1.-	-	P625	TP8SS-38					HPSVMCB2	22	313200 J03	087	
079	PACS S01-16 B 6 . S15		PX1.-	-	P625	TP8SS-38					HPSVMCB2	22	313200 J03	079	
088	PACS S01-16 B 6 . REF14		PX1.-	-	P625	TP8SS-38					HPSVMCB2	22	313200 J03	088	
080	PACS S01-16 B 6 . S14		PX1.-	-	P625	TP8SS-38					HPSVMCB2	22	313200 J03	080	
089	PACS S01-16 B 6 . REF13		PX1.-	-	P625	TP8SS-38					HPSVMCB2	22	313200 J03	089	
081	PACS S01-16 B 6 . S13		PX1.-	-	P625	TP8SS-38					HPSVMCB2	22	313200 J03	081	3. 3.
069	PACS S01-16 B 6 . REF12		PX1.-	-	P625	TP8SS-38					HPSVMCB2	22	313200 J03	069	
059	PACS S01-16 B 6 . S12		PX1.-	-	P625	TP8SS-38					HPSVMCB2	22	313200 J03	059	
070	PACS S01-16 B 6 . REF11		PX1.-	-	P625	TP8SS-38					HPSVMCB2	22	313200 J03	070	
060	PACS S01-16 B 6 . S11		PX1.-	-	P625	TP8SS-38					HPSVMCB2	22	313200 J03	060	
071	PACS S01-16 B 6 . REF10		PX1.-	-	P625	TP8SS-38					HPSVMCB2	22	313200 J03	071	
061	PACS S01-16 B 6 . S10		PX1.-	-	P625	TP8SS-38					HPSVMCB2	22	313200 J03	061	
072	PACS S01-16 B 6 . REF09		PX1.-	-	P625	TP8SS-38					HPSVMCB2	22	313200 J03	072	
062	PACS S01-16 B 6 . S09		PX1.-	-	P625	TP8SS-38					HPSVMCB2	22	313200 J03	062	
077	PACS S01-16 B 6 . S625b		PX1.-	-	P625	TP8SS-38				Cable 625b Shd	HPSVMCB2	22	313200 J03	077	
-															
090	PACS S01-16 B 6 . REF08		PX1.-	-	P625	TP8SS-38				Steel AWG 38	HPSVMCB2	22	313200 J03	090	
082	PACS S01-16 B 6 . S08		PX1.-	-	P625	TP8SS-38					HPSVMCB2	22	313200 J03	082	
091	PACS S01-16 B 6 . REF07		PX1.-	-	P625	TP8SS-38					HPSVMCB2	22	313200 J03	091	
083	PACS S01-16 B 6 . S07		PX1.-	-	P625	TP8SS-38					HPSVMCB2	22	313200 J03	083	
092	PACS S01-16 B 6 . REF06		PX1.-	-	P625	TP8SS-38					HPSVMCB2	22	313200 J03	092	
084	PACS S01-16 B 6 . S06		PX1.-	-	P625	TP8SS-38					HPSVMCB2	22	313200 J03	084	
093	PACS S01-16 B 6 . REF05		PX1.-	-	P625	TP8SS-38					HPSVMCB2	22	313200 J03	093	
085	PACS S01-16 B 6 . S05		PX1.-	-	P625	TP8SS-38					HPSVMCB2	22	313200 J03	085	3. 3.
073	PACS S01-16 B 6 . REF04		PX1.-	-	P625	TP8SS-38					HPSVMCB2	22	313200 J03	073	
063	PACS S01-16 B 6 . S04		PX1.-	-	P625	TP8SS-38					HPSVMCB2	22	313200 J03	063	
074	PACS S01-16 B 6 . REF03		PX1.-	-	P625	TP8SS-38					HPSVMCB2	22	313200 J03	074	
064	PACS S01-16 B 6 . S03		PX1.-	-	P625	TP8SS-38					HPSVMCB2	22	313200 J03	064	
075	PACS S01-16 B 6 . REF02		PX1.-	-	P625	TP8SS-38					HPSVMCB2	22	313200 J03	075	
065	PACS S01-16 B 6 . S02		PX1.-	-	P625	TP8SS-38					HPSVMCB2	22	313200 J03	065	
076	PACS S01-16 B 6 . REF01		PX1.-	-	P625	TP8SS-38					HPSVMCB2	22	313200 J03	076	
066	PACS S01-16 B 6 . S01		PX1.-	-	P625	TP8SS-38					HPSVMCB2	22	313200 J03	066	
097	PACS S01-16 B 6 . S625c		PX1.-	-	P625	TP8SS-38				Cable 625c Shd	HPSVMCB2	22	313200 J03	097	
-															
008	PACS FL Clock B 6 . VGDEC		PX6.-	-	P628	111SS-38				Steel 111SS38	HPSVMCB2	22	313200 J03	008	
009	PACS FL Clock B 6 . VSEL		PX6.-	-	P628	111SS-38					HPSVMCB2	22	313200 J03	009	
010	PACS FL Clock B 6 . VGSEL		PX6.-	-	P628	111SS-38					HPSVMCB2	22	313200 J03	010	
011	PACS FL Clock B 6 . AD6		PX6.-	-	P628	111SS-38					HPSVMCB2	22	313200 J03	011	

Astrium GmbH	**Pin Allocation List**	Doc.No.: HP-2-ASED-IC-0015
Project: HERSCHEL	**(Harness)**	Issue: 1.0 Date: 21.04.2004
		Sheet: PAL-2 (of 3)

Connector: 211121 P13 **Function:** UFThr 109.2° (PACS XP-10 64,65) **Conn.-Type:** 197-012P22-35S (Plug)

Item: CVVUCR **Location:** 33 / CVV I/F CB Top PFM (CVVUCR) **Backshell:** G9254 F22 M / M22-02

EMC-Category: 3I/LL Sig H fr CVVFT to SVMCB

		Interface-Code					Grouping:							
Pin	**Signal Designation**	**Circuit**	**Signal**	**Pos.**	**Ch. ID**	**Wiring**	**Shd**	**Cable**	**Twist**	**Comment**	**Target-Item**	**Location**	**Connector**	**Pin**	**New**
017	PACS FL Clock B 6 . AD5		PX6.-	-	P628	111SS-38				H11138SS	HPSVMCB2	22	313200 J03	017	
018	PACS FL Clock B 6 . AD4		PX6.-	-	P628	111SS-38					HPSVMCB2	22	313200 J03	018	
019	PACS FL Clock B 6 . AD3		PX6.-	-	P628	111SS-38					HPSVMCB2	22	313200 J03	019	
020	PACS FL Clock B 6 . AD2		PX6.-	-	P628	111SS-38					HPSVMCB2	22	313200 J03	020	
029	PACS FL Clock B 6 . AD1		PX6.-	-	P628	111SS-38					HPSVMCB2	22	313200 J03	029	
030	PACS FL Clock B 6 . AD0		PX6.-	-	P628	111SS-38					HPSVMCB2	22	313200 J03	030	
016	PACS FL Clock B 6 . SH628		PX6.-	-	P628	111SS-38				Cable 628 Shd	HPSVMCB2	22	313200 J03	016	
-															
001	PACS Fill LL CLK B 6 . VSMS		PX4.-	-	P627	031SS-38				Steel 031SS38	HPSVMCB2	22	313200 J03	001	
002	PACS Fill LL CLK B 6 . CKRI		PX4.-	-	P627	031SS-38				H03138SS	HPSVMCB2	22	313200 J03	002	
003	PACS Fill LL CLK B 6 . VDECX		PX4.-	-	P627	031SS-38					HPSVMCB2	22	313200 J03	003	
004	PACS Fill LL CLK B 6 . SH627		PX4.-	-	P627	031SS-38				Cable 627 Shd	HPSVMCB2	22	313200 J03	004	
-															
012	PACS Fil Bias B 6 . VHB		PX2.-	-	P626	X09SB---				Steel 191SS38	HPSVMCB2	22	313200 J03	012	3.
013	PACS Fil Bias B 6 . VTRIL		PX2.-	-	P626	X09SB---					HPSVMCB2	22	313200 J03	013	3.
014	PACS Fil Bias B 6 . GNDCL		PX2.-	-	P626	X09SB---					HPSVMCB2	22	313200 J03	014	3.
015	PACS Fil Bias B 6 . VDPRO		PX2.-	-	P626	X09SB---					HPSVMCB2	22	313200 J03	015	3.
021	PACS Fil Bias B 6 . VH		PX2.-	-	P626	X09SB---				H19138SS	HPSVMCB2	22	313200 J03	021	3.
022	PACS Fil Bias B 6 . VL		PX2.-	-	P626	X09SB---					HPSVMCB2	22	313200 J03	022	3.
023	PACS Fil Bias B 6 . VRL		PX2.-	-	P626	X09SB---					HPSVMCB2	22	313200 J03	023	3.
024	PACS Fil Bias B 6 . VCH		PX2.-	-	P626	X09SB---					HPSVMCB2	22	313200 J03	024	3.
031	PACS Fil Bias B 6 . VSS		PX2.-	-	P626	X09SB---					HPSVMCB2	22	313200 J03	031	3.
032	PACS Fil Bias B 6 . VDL		PX2.-	-	P626	X09SB---					HPSVMCB2	22	313200 J03	032	3.
033	PACS Fil Bias B 6 . VINJ		PX2.-	-	P626	X09SB---					HPSVMCB2	22	313200 J03	033	3.
034	PACS Fil Bias B 6 . VGL		PX2.-	-	P626	X09SB---					HPSVMCB2	22	313200 J03	034	3.
042	PACS Fil Bias B 6 . VDD		PX2.-	-	P626	X09SB---					HPSVMCB2	22	313200 J03	042	3.
043	PACS Fil Bias B 6 . GNDBU		PX2.-	-	P626	X09SB---					HPSVMCB2	22	313200 J03	043	3.
044	PACS Fil Bias B 6 . VPRBU		PX2.-	-	P626	X09SB---					HPSVMCB2	22	313200 J03	044	3.
045	PACS Fil Bias B 6 . VGLBU		PX2.-	-	P626	X09SB---					HPSVMCB2	22	313200 J03	045	3.
041	PACS Fil Bias B 6 . VGG		PX2.-	-	P626	X09SB---					HPSVMCB2	22	313200 J03	041	3.
052	PACS Fil Bias B 6 . SH626		PX2.-	-	P626	X09SB---				Cable 626 Shd	HPSVMCB2	22	313200 J03	052	
-															
005	PACS Fil Bias B 6 . VSSBU		PX2.-	-	P626	X09SB---				Brass 021BS30	HPSVMCB2	22	313200 J03	005	
006	PACS Fil Bias B 6 . VDLBU		PX2.-	-	P626	X09SB---				H02130BS	HPSVMCB2	22	313200 J03	006	3.
007	PACS Fil Bias B 6 . S626b		PX2.-	-	P626	X09SB---				Cable 626b Shd	HPSVMCB2	22	313200 J03	007	
-	NC														
-	NC														
-	NC														
-	NC														

Astrium GmbH	**Pin Allocation List** (Harness)	Doc.No.: HP-2-ASED-IC-0015
Project: HERSCHEL		Issue: 1.0 Date: 21.04.2004
		Sheet: PAL-3 (of 3)

Connector: 211121 P13 **Function:** UFThr 109.2° (PACS XP-10 64,65) **Conn.-Type:** 197-012P22-35S (Plug)

Item: CVVUCR **Location:** 33 / CVV I/F CB Top PFM (CVVUCR) **Backshell:** G9254 F22 M / M22-02

EMC-Category: 3I/LL Sig H fr CVVFT to SVMCB

Pin	Signal Designation	Interface-Code Circuit	Signal	Pos.	Ch. ID	Wiring	Grouping: Shd	Cable	Twist	Comment	Target-Item	Location	Connector	Pin	New
-	NC														
-	NC														
-	NC														
-	NC														
-	NC														
-	NC														
-	NC														
-	NC														
-	NC														
-	NC														
-	NC														
-	NC														
-	NC														
-	NC														
-	NC														
-	NC														
-	NC														
-	NC														
-	NC														
-	NC														
-	NC														
-															
CH	Connector Housing									Overall Shd con to Backshell					

Astrium GmbH	**Pin Allocation List**	Doc.No.: HP-2-ASED-IC-0015
Project: HERSCHEL	**(Harness)**	Issue: 1.0 Date: 21.04.2004
		Sheet: PAL-1 (of 3)

Connector: 211121 P14 **Function:** UFThr 125.9° (PACS XP-11 66,68) **Conn.-Type:** 197-012P22-35S (Plug)

Item: CVVUCR **Location:** 33 / CVV I/F CB Top PFM (CVVUCR) **Backshell:** G9254 F22 M / M22-02

EMC-Category: 2I/Sig H fr CVVFT to SVMCB

Pin	Signal Designation	Interface-Code Circuit	Signal	Pos.	Ch. ID	Wiring	Grouping: Shd	Cable	Twist	Comment	Target-Item	Location	Connector	Pin	New	
041	PACS Co M SP Temp . SENS		PBT.-	-	P629	TP2SS-38	1			Steel 2 xTP38 + Shd	HPSVMCB2	22	3I313200 J05	041		
031	PACS Co M SP Temp . SENRT		PBT.-	-	P629	TP2SS-38	1				HPSVMCB2	22	3I313200 J05	031		
042	PACS Co M SP Temp . DRV		PBT.-	-	P629	TP2SS-38	1				HPSVMCB2	22	3I313200 J05	042	3.	3.
032	PACS Co M SP Temp . DRVRT		PBT.-	-	P629	TP2SS-38	1				HPSVMCB2	22	3I313200 J05	032		
033	PACS Co M SP Temp . SH629		PBT.-	-	P629	TP2SS-38	1			Cable 629 Shd	HPSVMCB2	22	3I313200 J05	033		
-																
090	PACS Co M EV Temp . SENS		PBT.-	-	P630	TP2SS-38	2			Steel 2 xTP38 + Shd	HPSVMCB2	22	3I313200 J05	090		
082	PACS Co M EV Temp . SENRT		PBT.-	-	P630	TP2SS-38	2				HPSVMCB2	22	3I313200 J05	082		
091	PACS Co M EV Temp . DRV		PBT.-	-	P630	TP2SS-38	2				HPSVMCB2	22	3I313200 J05	091	3.	3.
083	PACS Co M EV Temp . DRVRT		PBT.-	-	P630	TP2SS-38	2				HPSVMCB2	22	3I313200 J05	083		
084	PACS Co M EV Temp . SH630		PBT.-	-	P630	TP2SS-38	2			Cable 630 Shd	HPSVMCB2	22	3I313200 J05	084		
-																
088	PACS Co M HSP Pump Temp . SENS		PBT.-	-	P631	TP2SS-38	3			Steel 2 xTP38 + Shd	HPSVMCB2	22	3I313200 J05	088		
080	PACS Co M HSP Pump Temp . SENRT		PBT.-	-	P631	TP2SS-38	3				HPSVMCB2	22	3I313200 J05	080		
089	PACS Co M HSP Pump Temp . DRV		PBT.-	-	P631	TP2SS-38	3				HPSVMCB2	22	3I313200 J05	089	3.	3.
081	PACS Co M HSP Pump Temp . DRVRT		PBT.-	-	P631	TP2SS-38	3				HPSVMCB2	22	3I313200 J05	081		
087	PACS Co M HSP Pump Temp . SH631		PBT.-	-	P631	TP2SS-38	3			Cable 631 Shd	HPSVMCB2	22	3I313200 J05	087		
-																
070	PACS Co M HSE Pump Temp . SENS		PBT.-	-	P632	TP2SS-38	4			Steel 2 xTP38 + Shd	HPSVMCB2	22	3I313200 J05	070		
060	PACS Co M HSE Pump Temp . SENRT		PBT.-	-	P632	TP2SS-38	4				HPSVMCB2	22	3I313200 J05	060		
071	PACS Co M HSE Pump Temp . DRV		PBT.-	-	P632	TP2SS-38	4				HPSVMCB2	22	3I313200 J05	071		
061	PACS Co M HSE Pump Temp . DRVRT		PBT.-	-	P632	TP2SS-38	4				HPSVMCB2	22	3I313200 J05	061		
069	PACS Co M HSE Pump Temp . SH632		PBT.-	-	P632	TP2SS-38	4			Cable 632 Shd	HPSVMCB2	22	3I313200 J05	069		
-																
049	PACS CO M Shunt Temp . SENS		PBT.-	-	P633	TP2SS-38	5			Steel 2 xTP38 + Shd	HPSVMCB2	22	3I313200 J05	049		
039	PACS CO M Shunt Temp . SENRT		PBT.-	-	P633	TP2SS-38	5				HPSVMCB2	22	3I313200 J05	039		
050	PACS CO M Shunt Temp . DRV		PBT.-	-	P633	TP2SS-38	5				HPSVMCB2	22	3I313200 J05	050	3.	3.
040	PACS CO M Shunt Temp . DRVRT		PBT.-	-	P633	TP2SS-38	5				HPSVMCB2	22	3I313200 J05	040		
048	PACS CO M Shunt Temp . SH633		PBT.-	-	P633	TP2SS-38	5			Cable 633 Shd	HPSVMCB2	22	3I313200 J05	048		
-																
073	PACS CO M Heat . SPSEN		PBH.-	-	P634	TP6BS-30	6			Brass 6x TP30 +Shd	HPSVMCB2	22	3I313200 J05	073		
063	PACS CO M Heat . SPSRT		PBH.-	-	P634	TP6BS-30	6				HPSVMCB2	22	3I313200 J05	063		
074	PACS CO M Heat . SPDRV		PBH.-	-	P634	TP6BS-30	6				HPSVMCB2	22	3I313200 J05	074		
064	PACS CO M Heat . SPDRT		PBH.-	-	P634	TP6BS-30	6				HPSVMCB2	22	3I313200 J05	064		
075	PACS CO M Heat . HSESE		PBH.-	-	P634	TP6BS-30	6			H06-02130BS	HPSVMCB2	22	3I313200 J05	075		
065	PACS CO M Heat . HSESR		PBH.-	-	P634	TP6BS-30	6				HPSVMCB2	22	3I313200 J05	065		
076	PACS CO M Heat . HSEDV		PBH.-	-	P634	TP6BS-30	6				HPSVMCB2	22	3I313200 J05	076		
066	PACS CO M Heat . HSEDR		PBH.-	-	P634	TP6BS-30	6				HPSVMCB2	22	3I313200 J05	066		
052	PACS CO M Heat . HSPSE		PBH.-	-	P634	TP6BS-30	6				HPSVMCB2	22	3I313200 J05	052		

Astrium GmbH	**Pin Allocation List**	Doc.No.: HP-2-ASED-IC-0015
Project: HERSCHEL	**(Harness)**	Issue: 1.0 Date: 21.04.2004
		Sheet: PAL-2 (of 3)

Connector: 211121 P14 **Function:** UFThr 125.9° (PACS XP-11 66,68) **Conn.-Type:** 197-012P22-35S (Plug)

Item: CVVUCR **Location:** 33 / CVV I/F CB Top PFM (CVVUCR) **Backshell:** G9254 F22 M / M22-02

EMC-Category: 2I/Sig H fr CVVFT to SVMCB

		Interface-Code					Grouping:								
Pin	**Signal Designation**	**Circuit**	**Signal**	**Pos.**	**Ch. ID**	**Wiring**	**Shd**	**Cable**	**Twist**	**Comment**	**Target-Item**	**Location**	**Connector**	**Pin**	**New**
053	PACS CO M Heat . HSPSR		PBH.-	-	P634	TP6BS-30	6				HPSVMCB2	22	3I313200 J05	053	
054	PACS CO M Heat . HSPDV		PBH.-	-	P634	TP6BS-30	6				HPSVMCB2	22	3I313200 J05	054	
055	PACS CO M Heat . HSPDR		PBH.-	-	P634	TP6BS-30	6				HPSVMCB2	22	3I313200 J05	055	
045	PACS CO M Heat . SH634		PBH.-	-	P634	TP6BS-30	6			Cable 634 Shd	HPSVMCB2	22	3I313200 J05	045	
-															
018	PACS FPU 1 M Temp . SENS		PBT.-	-	P641	TP2SS-38	7			Steel 2 xTP38 + Shd	HPSVMCB2	22	3I313200 J05	018	
010	PACS FPU 1 M Temp . SENRT		PBT.-	-	P641	TP2SS-38	7				HPSVMCB2	22	3I313200 J05	010	
019	PACS FPU 1 M Temp . DRV		PBT.-	-	P641	TP2SS-38	7				HPSVMCB2	22	3I313200 J05	019	3. 3.
011	PACS FPU 1 M Temp . DRVRT		PBT.-	-	P641	TP2SS-38	7				HPSVMCB2	22	3I313200 J05	011	
017	PACS FPU 1 M Temp . SH641		PBT.-	-	P641	TP2SS-38	7			Cable 641 Shd	HPSVMCB2	22	3I313200 J05	017	
-															
029	PACS FPU 2 M Temp . SENS		PBT.-	-	P642	TP2SS-38	8			Steel 2 xTP38 + Shd	HPSVMCB2	22	3I313200 J05	029	
020	PACS FPU 2 M Temp . SENRT		PBT.-	-	P642	TP2SS-38	8				HPSVMCB2	22	3I313200 J05	020	
030	PACS FPU 2 M Temp . DRV		PBT.-	-	P642	TP2SS-38	8				HPSVMCB2	22	3I313200 J05	030	3. 3.
021	PACS FPU 2 M Temp . DRVRT		PBT.-	-	P642	TP2SS-38	8				HPSVMCB2	22	3I313200 J05	021	
028	PACS FPU 2 M Temp . SH642		PBT.-	-	P642	TP2SS-38	8			Cable 642 Shd	HPSVMCB2	22	3I313200 J05	028	
-															
004	PACS FPU M Struc Temp . SENS		PBT.-	-	P643	TP2SS-38	9			Steel 2 xTP38 + Shd	HPSVMCB2	22	3I313200 J05	004	
005	PACS FPU M Struc Temp . SENRT		PBT.-	-	P643	TP2SS-38	9				HPSVMCB2	22	3I313200 J05	005	
006	PACS FPU M Struc Temp . DRV		PBT.-	-	P643	TP2SS-38	9				HPSVMCB2	22	3I313200 J05	006	3. 3.
007	PACS FPU M Struc Temp . DRVRT		PBT.-	-	P643	TP2SS-38	9				HPSVMCB2	22	3I313200 J05	007	
003	PACS FPU M Struc Temp . SH643		PBT.-	-	P643	TP2SS-38	9			Cable 643 Shd	HPSVMCB2	22	3I313200 J05	003	
-															
023	PACS FPU M Heat . SENS		PBF.-	-	P644	TP2BS-30	10			Brass 2 xTP30 + Shd	HPSVMCB2	22	3I313200 J05	023	
014	PACS FPU M Heat . SENRT		PBF.-	-	P644	TP2BS-30	10				HPSVMCB2	22	3I313200 J05	014	
024	PACS FPU M Heat . DRV		PBF.-	-	P644	TP2BS-30	10				HPSVMCB2	22	3I313200 J05	024	3. 3.
015	PACS FPU M Heat . DRVRT		PBF.-	-	P644	TP2BS-30	10				HPSVMCB2	22	3I313200 J05	015	
013	PACS FPU M Heat . SH644		PBF.-	-	P644	TP2BS-30	10			Cable 644 Shd	HPSVMCB2	22	3I313200 J05	013	
-	NC														
-	NC														
-	NC														
-	NC														
-	NC														
-	NC														
-	NC														
-	NC														
-	NC														
-	NC														
-	NC														
-	NC														

Connector: 211121 P14
Item: CVVUCR
EMC-Category: 2I/Sig H fr CVVFT to SVMCB

Function: UFThr 125.9° (PACS XP-11 66,68)
Location: 33 / CVV I/F CB Top PFM (CVVUCR)

Conn.-Type: 197-012P22-35S (Plug)
Backshell: G9254 F22 M / M22-02

Pin	Signal Designation	Interface-Code Circuit	Signal	Pos.	Ch. ID	Wiring	Grouping: Shd	Cable	Twist	Comment	Target-Item	Location	Connector	Pin	New
-	NC														
-	NC														
-	NC														
-	NC														
-	NC														
-	NC														
-	NC														
-	NC														
-	NC														
-	NC														
-	NC														
-	NC														
-	NC														
-	NC														
-	NC														
-	NC														
-	NC														
-	NC														
-	NC														
-	NC														
-	NC														
-	NC														
-	NC														
-	NC														
-	NC														
-	NC														
-	NC														
-	NC														
-	NC														
-	NC														
CH	Connector Housing									Overall Shd con to Backshell					

Astrium GmbH	**Pin Allocation List**	Doc.No.: HP-2-ASED-IC-0015
Project: HERSCHEL	**(Harness)**	Issue: 1.0 Date: 21.04.2004
		Sheet: PAL-1 (of 3)

Connector: 211121 P15 **Function:** UFThr 132.1° (PACS XP-12 67,69) **Conn.-Type:** 197-012P22-35S (Plug)

Item: CVVUCR **Location:** 33 / CVV I/F CB Top PFM (CVVUCR) **Backshell:** G9254 F22 M / M22-02

EMC-Category: 2I/Sig H fr CVVFT to SVMCB

		Interface-Code					Grouping:								
Pin	**Signal Designation**	**Circuit**	**Signal**	**Pos.**	**Ch. ID**	**Wiring**	**Shd**	**Cable**	**Twist**	**Comment**	**Target-Item**	**Location**	**Connector**	**Pin**	**New**
041	PACS Co R SP Temp . SENS		PBT.-	-	P635	TP2SS-38				Steel 2 xTP38 + Shd	HPSVMCB2	22	3I313200 J07	041	
031	PACS Co R SP Temp . SENRT		PBT.-	-	P635	TP2SS-38					HPSVMCB2	22	3I313200 J07	031	
042	PACS Co R SP Temp . DRV		PBT.-	-	P635	TP2SS-38					HPSVMCB2	22	3I313200 J07	042	3. 3.
032	PACS Co R SP Temp . DRVRT		PBT.-	-	P635	TP2SS-38					HPSVMCB2	22	3I313200 J07	032	
033	PACS Co R SP Temp . SH635		PBT.-	-	P635	TP2SS-38				Cable 635 Shd	HPSVMCB2	22	3I313200 J07	033	
-															
090	PACS Co R EV Temp . SENS		PBT.-	-	P636	TP2SS-38				Steel 2 xTP38 + Shd	HPSVMCB2	22	3I313200 J07	090	
082	PACS Co R EV Temp . SENRT		PBT.-	-	P636	TP2SS-38					HPSVMCB2	22	3I313200 J07	082	
091	PACS Co R EV Temp . DRV		PBT.-	-	P636	TP2SS-38					HPSVMCB2	22	3I313200 J07	091	3. 3.
083	PACS Co R EV Temp . DRVRT		PBT.-	-	P636	TP2SS-38					HPSVMCB2	22	3I313200 J07	083	
084	PACS Co R EV Temp . SH636		PBT.-	-	P636	TP2SS-38				Cable 636 Shd	HPSVMCB2	22	3I313200 J07	084	
-															
088	PACS Co R HSP Pump Temp . SENS		PBT.-	-	P637	TP2SS-38				Steel 2 xTP38 + Shd	HPSVMCB2	22	3I313200 J07	088	
080	PACS Co R HSP Pump Temp . SENRT		PBT.-	-	P637	TP2SS-38					HPSVMCB2	22	3I313200 J07	080	
089	PACS Co R HSP Pump Temp . DRV		PBT.-	-	P637	TP2SS-38					HPSVMCB2	22	3I313200 J07	089	3. 3.
081	PACS Co R HSP Pump Temp . DRVRT		PBT.-	-	P637	TP2SS-38					HPSVMCB2	22	3I313200 J07	081	
087	PACS Co R HSP Pump Temp . SH637		PBT.-	-	P637	TP2SS-38				Cable 637 Shd	HPSVMCB2	22	3I313200 J07	087	
-															
070	PACS Co R HSE Pump Temp . SENS		PBT.-	-	P638	TP2SS-38				Steel 2 xTP38 + Shd	HPSVMCB2	22	3I313200 J07	070	
060	PACS Co R HSE Pump Temp . SENRT		PBT.-	-	P638	TP2SS-38					HPSVMCB2	22	3I313200 J07	060	
071	PACS Co R HSE Pump Temp . DRV		PBT.-	-	P638	TP2SS-38					HPSVMCB2	22	3I313200 J07	071	3. 3.
061	PACS Co R HSE Pump Temp . DRVRT		PBT.-	-	P638	TP2SS-38					HPSVMCB2	22	3I313200 J07	061	
069	PACS Co R HSE Pump Temp . SH638		PBT.-	-	P638	TP2SS-38				Cable 638 Shd	HPSVMCB2	22	3I313200 J07	069	
-															
049	PACS Co R Shunt Temp . SENS		PBT.-	-	P639	TP2SS-38				Steel 2 xTP38 + Shd	HPSVMCB2	22	3I313200 J07	049	
039	PACS Co R Shunt Temp . SENRT		PBT.-	-	P639	TP2SS-38					HPSVMCB2	22	3I313200 J07	039	
050	PACS Co R Shunt Temp . DRV		PBT.-	-	P639	TP2SS-38					HPSVMCB2	22	3I313200 J07	050	3. 3.
040	PACS Co R Shunt Temp . DRVRT		PBT.-	-	P639	TP2SS-38					HPSVMCB2	22	3I313200 J07	040	
048	PACS Co R Shunt Temp . SH639		PBT.-	-	P639	TP2SS-38				Cable 639 Shd	HPSVMCB2	22	3I313200 J07	048	
-															
073	PACS R Heat . SPSEN		PBH.-	-	P640	TP6BS-30				Brass 6x TP30 +Shd	HPSVMCB2	22	3I313200 J07	073	
063	PACS R Heat . SPSER		PBH.-	-	P640	TP6BS-30					HPSVMCB2	22	3I313200 J07	063	
074	PACS R Heat . SPDRV		PBH.-	-	P640	TP6BS-30					HPSVMCB2	22	3I313200 J07	074	
064	PACS R Heat . SPDRT		PBH.-	-	P640	TP6BS-30					HPSVMCB2	22	3I313200 J07	064	3. 3.
075	PACS R Heat . HSESE		PBH.-	-	P640	TP6BS-30					HPSVMCB2	22	3I313200 J07	075	
065	PACS R Heat . HSERT		PBH.-	-	P640	TP6BS-30					HPSVMCB2	22	3I313200 J07	065	
076	PACS R Heat . HSEDV		PBH.-	-	P640	TP6BS-30					HPSVMCB2	22	3I313200 J07	076	
066	PACS R Heat . HSEDR		PBH.-	-	P640	TP6BS-30					HPSVMCB2	22	3I313200 J07	066	
052	PACS R Heat . HSPSE		PBH.-	-	P640	TP6BS-30					HPSVMCB2	22	3I313200 J07	052	

Astrium GmbH	**Pin Allocation List**	Doc.No.: HP-2-ASED-IC-0015
Project: HERSCHEL	**(Harness)**	Issue: 1.0 Date: 21.04.2004
		Sheet: PAL-2 (of 3)

Connector: 211121 P15 **Function:** UFThr 132.1° (PACS XP-12 67,69) **Conn.-Type:** 197-012P22-35S (Plug)

Item: CVVUCR **Location:** 33 / CVV I/F CB Top PFM (CVVUCR) **Backshell:** G9254 F22 M / M22-02

EMC-Category: 2I/Sig H fr CVVFT to SVMCB

		Interface-Code					Grouping:								
Pin	**Signal Designation**	**Circuit**	**Signal**	**Pos.**	**Ch. ID**	**Wiring**	**Shd**	**Cable**	**Twist**	**Comment**	**Target-Item**	**Location**	**Connector**	**Pin**	**New**
053	PACS R Heat . HSPSR		PBH.-	-	P640	TP6BS-30					HPSVMCB2	22	3I313200 J07	053	
054	PACS R Heat . HSPDV		PBH.-	-	P640	TP6BS-30					HPSVMCB2	22	3I313200 J07	054	
055	PACS R Heat . HSPDR		PBH.-	-	P640	TP6BS-30					HPSVMCB2	22	3I313200 J07	055	
045	PACS R Heat . SH640		PBH.-	-	P640	TP6BS-30				Cable 640 Shd	HPSVMCB2	22	3I313200 J07	045	
-															
018	PACS FPU 1 R Temp . SENS		PBT.-	-	P645	TP2SS-38				Steel 2 xTP38 + Shd	HPSVMCB2	22	3I313200 J07	018	
010	PACS FPU 1 R Temp . SENRT		PBT.-	-	P645	TP2SS-38					HPSVMCB2	22	3I313200 J07	010	
019	PACS FPU 1 R Temp . DRV		PBT.-	-	P645	TP2SS-38					HPSVMCB2	22	3I313200 J07	019	3. 3.
011	PACS FPU 1 R Temp . DRVRT		PBT.-	-	P645	TP2SS-38					HPSVMCB2	22	3I313200 J07	011	
017	PACS FPU 1 R Temp . SH645		PBT.-	-	P645	TP2SS-38				Cable 645 Shd	HPSVMCB2	22	3I313200 J07	017	
-															
029	PACS FPU2 R Temp . SENS		PBT.-	-	P646	TP2SS-38				Steel 2 xTP38 + Shd	HPSVMCB2	22	3I313200 J07	029	
020	PACS FPU2 R Temp . SENRT		PBT.-	-	P646	TP2SS-38					HPSVMCB2	22	3I313200 J07	020	
030	PACS FPU2 R Temp . DRV		PBT.-	-	P646	TP2SS-38					HPSVMCB2	22	3I313200 J07	030	3. 3.
021	PACS FPU2 R Temp . DRVRT		PBT.-	-	P646	TP2SS-38					HPSVMCB2	22	3I313200 J07	021	
028	PACS FPU2 R Temp . SH646		PBT.-	-	P646	TP2SS-38				Cable 646 Shd	HPSVMCB2	22	3I313200 J07	028	
-															
004	PACS FPU R Struc Temp . SENS		PBT.-	-	P647	TP2SS-38				Steel 2 xTP38 + Shd	HPSVMCB2	22	3I313200 J07	004	
005	PACS FPU R Struc Temp . SENRT		PBT.-	-	P647	TP2SS-38					HPSVMCB2	22	3I313200 J07	005	
006	PACS FPU R Struc Temp . DRV		PBT.-	-	P647	TP2SS-38					HPSVMCB2	22	3I313200 J07	006	3. 3.
007	PACS FPU R Struc Temp . DRVRT		PBT.-	-	P647	TP2SS-38					HPSVMCB2	22	3I313200 J07	007	
003	PACS FPU R Struc Temp . SH647		PBT.-	-	P647	TP2SS-38				Cable 647 Shd	HPSVMCB2	22	3I313200 J07	003	
-															
023	PACS FPU R Heat . SENS		PBF.-	-	P648	TP2BS-30				Brass 2 xTP30 + Shd	HPSVMCB2	22	3I313200 J07	023	
014	PACS FPU R Heat . SENRT		PBF.-	-	P648	TP2BS-30					HPSVMCB2	22	3I313200 J07	014	
024	PACS FPU R Heat . DRV		PBF.-	-	P648	TP2BS-30					HPSVMCB2	22	3I313200 J07	024	3. 3.
015	PACS FPU R Heat . DRVRT		PBF.-	-	P648	TP2BS-30					HPSVMCB2	22	3I313200 J07	015	
013	PACS FPU R Heat . SH648		PBF.-	-	P648	TP2BS-30				Cable 648 Shd	HPSVMCB2	22	3I313200 J07	013	
-	NC														
-	NC														
-	NC														
-	NC														
-	NC														
-	NC														
-	NC														
-	NC														
-	NC														
-	NC														
-	NC														
-	NC														

Connector: 211121 P15 **Function:** UFThr 132.1° (PACS XP-12 67,69) **Conn.-Type:** 197-012P22-35S (Plug)

Item: CVVUCR **Location:** 33 / CVV I/F CB Top PFM (CVVUCR) **Backshell:** G9254 F22 M / M22-02

EMC-Category: 2I/Sig H fr CVVFT to SVMCB

Pin	Signal Designation	Interface-Code Circuit	Signal	Pos.	Ch. ID	Wiring	Grouping: Shd	Cable	Twist	Comment	Target-Item	Location	Connector	Pin	New
-	NC														
-	NC														
-	NC														
-	NC														
-	NC														
-	NC														
-	NC														
-	NC														
-	NC														
-	NC														
-	NC														
-	NC														
-	NC														
-	NC														
-	NC														
-	NC														
-	NC														
-	NC														
-	NC														
-	NC														
-	NC														
-	NC														
-	NC														
-	NC														
-	NC														
-	NC														
-	NC														
-	NC														
-	NC														
-	NC														
CH	Connector Housing									Overall Shd con to Backshell					

Astrium GmbH	**Pin Allocation List**	Doc.No.: HP-2-ASED-IC-0015
Project: HERSCHEL	**(Harness)**	Issue: 1.0 Date: 21.04.2004
		Sheet: PAL-1 (of 4)

Connector: 211121 P07 **Function:** UFThr 054.3° (PACS XP-13 01,03,07,09) **Conn.-Type:** 197-012P24-35S (Plug)

Item: CVVUCR **Location:** 33 / CVV I/F CB Top PFM (CVVUCR) **Backshell:** G9254 F24 M / M24-03

EMC-Category: 3I/LL Sig H fr CVVFT to SVMCB

		Interface-Code					Grouping:								
Pin	**Signal Designation**	**Circuit**	**Signal**	**Pos.**	**Ch. ID**	**Wiring**	**Shd**	**Cable**	**Twist**	**Comment**	**Target-Item**	**Location**	**Connector**	**Pin**	**New**
104	PACS FW 1 Coil N . 1		PFC.-	-	P077	TP2BS-30	1			Brass 2 x TP30	HPSVMCB1	28	313100 J06	104	
093	PACS FW 1 Coil N . 2		PFC.-	-	P077	TP2BS-30	1				HPSVMCB1	28	313100 J06	093	
092	PACS FW 1 Coil N . 1RTN		PFC.-	-	P077	TP2BS-30	1				HPSVMCB1	28	313100 J06	092	3. 3.
081	PACS FW 1 Coil N . 2RTN		PFC.-	-	P077	TP2BS-30	1				HPSVMCB1	28	313100 J06	081	
080	PACS FW 1 Coil N . SH077		PFC.-	-	P077	TP2BS-30	1			Cable 077 Shd	HPSVMCB1	28	313100 J06	080	
-															
121	PACS FW 1 HP1N . I		PFH.-	-	P078	041SS-38	2			Steel 041SS38	HPSVMCB1	28	313100 J06	121	
114	PACS FW 1 HP1N . U		PFH.-	-	P078	041SS-38	2				HPSVMCB1	28	313100 J06	114	
113	PACS FW 1 HP1N . IRTN		PFH.-	-	P078	041SS-38	2			H04138SS	HPSVMCB1	28	313100 J06	113	3.
103	PACS FW 1 HP1N . URTN		PFH.-	-	P078	041SS-38	2				HPSVMCB1	28	313100 J06	103	
091	PACS FW 1 HP1N . SH078		PFH.-	-	P078	041SS-38	2			Cable 078 Shd	HPSVMCB1	28	313100 J06	091	
-															
127	PACS FW 1 HP2N . I		PFH.-	-	P079	041SS-38	3			Steel 041SS38	HPSVMCB1	28	313100 J06	127	
128	PACS FW 1 HP2N . U		PFH.-	-	P079	041SS-38	3				HPSVMCB1	28	313100 J06	128	
120	PACS FW 1 HP2N . IRTN		PFH.-	-	P079	041SS-38	3			H04138SS	HPSVMCB1	28	313100 J06	120	3.
112	PACS FW 1 HP2N . URTN		PFH.-	-	P079	041SS-38	3				HPSVMCB1	28	313100 J06	112	
101	PACS FW 1 HP2N . SH079		PFH.-	-	P079	041SS-38	3			Cable 079 Shd	HPSVMCB1	28	313100 J06	101	
-															
077	PACS FW 1 S N . 12I		PFS.-	-	P080	081SS-38	4			Steel 081SS38	HPSVMCB1	28	313100 J06	077	
078	PACS FW 1 S N . 1U		PFS.-	-	P080	081SS-38	4				HPSVMCB1	28	313100 J06	078	
079	PACS FW 1 S N . 2U		PFS.-	-	P080	081SS-38	4				HPSVMCB1	28	313100 J06	079	
068	PACS FW 1 S N . 12IRT		PFS.-	-	P080	081SS-38	4				HPSVMCB1	28	313100 J06	068	
088	PACS FW 1 S N . 34I		PFS.-	-	P080	081SS-38	4			H08138SS	HPSVMCB1	28	313100 J06	088	3.
089	PACS FW 1 S N . 3U		PFS.-	-	P080	081SS-38	4				HPSVMCB1	28	313100 J06	089	
090	PACS FW 1 S N . 4U		PFS.-	-	P080	081SS-38	4				HPSVMCB1	28	313100 J06	090	
087	PACS FW 1 S N . 34IRT		PFS.-	-	P080	081SS-38	4				HPSVMCB1	28	313100 J06	087	
076	PACS FW 1 S N . SH080		PFS.-	-	P080	081SS-38	4			Cable 080 Shd	HPSVMCB1	28	313100 J06	076	
-															
125	PACS FW 1 TS N . I		PFT.-	-	P081	041SS-38	5			Steel 041SS38	HPSVMCB1	28	313100 J06	125	
126	PACS FW 1 TS N . U		PFT.-	-	P081	041SS-38	5				HPSVMCB1	28	313100 J06	126	
118	PACS FW 1 TS N . IRTN		PFT.-	-	P081	041SS-38	5			H04138SS	HPSVMCB1	28	313100 J06	118	3.
119	PACS FW 1 TS N . URTN		PFT.-	-	P081	041SS-38	5				HPSVMCB1	28	313100 J06	119	
111	PACS FW 1 TS N . SH081		PFT.-	-	P081	041SS-38	5			Cable 081 Shd	HPSVMCB1	28	313100 J06	111	
-															
035	PACS FW 2 Coil 1/2 No . 1		PFC.-	-	P087	TP2BS-30	6			Brass 2 xTP30	HPSVMCB1	28	313100 J06	035	
047	PACS FW 2 Coil 1/2 No . 2		PFC.-	-	P087	TP2BS-30	6				HPSVMCB1	28	313100 J06	047	
046	PACS FW 2 Coil 1/2 No . 1RTN		PFC.-	-	P087	TP2BS-30	6				HPSVMCB1	28	313100 J06	046	3. 3.
058	PACS FW 2 Coil 1/2 No . 2RTN		PFC.-	-	P087	TP2BS-30	6				HPSVMCB1	28	313100 J06	058	
057	PACS FW 2 Coil 1/2 No . SH087		PFC.-	-	P087	TP2BS-30	6			Cable 087 Shd	HPSVMCB1	28	313100 J06	057	

Astrium GmbH	**Pin Allocation List**	Doc.No.: HP-2-ASED-IC-0015
Project: HERSCHEL	**(Harness)**	Issue: 1.0 Date: 21.04.2004
		Sheet: PAL-2 (of 4)

Connector: 211121 P07 **Function:** UFThr 054.3° (PACS XP-13 01,03,07,09) **Conn.-Type:** 197-012P24-35S (Plug)

Item: CVVUCR **Location:** 33 / CVV I/F CB Top PFM (CVVUCR) **Backshell:** G9254 F24 M / M24-03

EMC-Category: 3I/LL Sig H fr CVVFT to SVMCB

Pin	Signal Designation	Interface-Code Circuit	Signal	Pos.	Ch. ID	Wiring	Grouping: Shd	Cable	Twist	Comment	Target-Item	Location	Connector	Pin	New	
-																
014	PACS FW 2 HP1N . I		PFH.-	-	P088	041SS-38	7			Steel 041SS38	HPSVMCB1	28	313100 J06	014		
024	PACS FW 2 HP1N . U		PFH.-	-	P088	041SS-38	7				HPSVMCB1	28	313100 J06	024		
023	PACS FW 2 HP1N . IRTN		PFH.-	-	P088	041SS-38	7			H04138SS	HPSVMCB1	28	313100 J06	023		3.
034	PACS FW 2 HP1N . URTN		PFH.-	-	P088	041SS-38	7				HPSVMCB1	28	313100 J06	034		
045	PACS FW 2 HP1N . SH088		PFH.-	-	P088	041SS-38	7			Cable 088 Shd	HPSVMCB1	28	313100 J06	045		
-																
006	PACS FW 2 HP2N . I		PFH.-	-	P089	041SS-38	8			Steel 041SS38	HPSVMCB1	28	313100 J06	006		
007	PACS FW 2 HP2N . U		PFH.-	-	P089	041SS-38	8				HPSVMCB1	28	313100 J06	007		
013	PACS FW 2 HP2N . IRTN		PFH.-	-	P089	041SS-38	8			H04138SS	HPSVMCB1	28	313100 J06	013		3.
022	PACS FW 2 HP2N . URTN		PFH.-	-	P089	041SS-38	8				HPSVMCB1	28	313100 J06	022		
032	PACS FW 2 HP2N . SH089		PFH.-	-	P089	041SS-38	8			Cable 089 Shd	HPSVMCB1	28	313100 J06	032		
-																
053	PACS FW 2 S N . 12I		PFS.-	-	P090	081SS-38	9			Steel 081SS38	HPSVMCB1	28	313100 J06	053		
054	PACS FW 2 S N . 1U		PFS.-	-	P090	081SS-38	9				HPSVMCB1	28	313100 J06	054		
055	PACS FW 2 S N . 2U		PFS.-	-	P090	081SS-38	9				HPSVMCB1	28	313100 J06	055		
056	PACS FW 2 S N . 12IRT		PFS.-	-	P090	081SS-38	9			H08138SS	HPSVMCB1	28	313100 J06	056		3.
042	PACS FW 2 S N . 34I		PFS.-	-	P090	081SS-38	9				HPSVMCB1	28	313100 J06	042		
043	PACS FW 2 S N . 3U		PFS.-	-	P090	081SS-38	9				HPSVMCB1	28	313100 J06	043		
044	PACS FW 2 S N . 4U		PFS.-	-	P090	081SS-38	9				HPSVMCB1	28	313100 J06	044		
041	PACS FW 2 S N . 34IRT		PFS.-	-	P090	081SS-38	9				HPSVMCB1	28	313100 J06	041		
064	PACS FW 2 S N . SH090		PFS.-	-	P090	081SS-38	9			Cable 090 Shd	HPSVMCB1	28	313100 J06	064		
-																
004	PACS FW 2 TS N . I		PFT.-	-	P091	041SS-38	10			Steel 041SS38	HPSVMCB1	28	313100 J06	004		
005	PACS FW 2 TS N . U		PFT.-	-	P091	041SS-38	10				HPSVMCB1	28	313100 J06	005		
011	PACS FW 2 TS N . IRTN		PFT.-	-	P091	041SS-38	10			H04138SS	HPSVMCB1	28	313100 J06	011		3.
012	PACS FW 2 TS N . URTN		PFT.-	-	P091	041SS-38	10				HPSVMCB1	28	313100 J06	012		
021	PACS FW 2 TS N . SH091		PFT.-	-	P091	041SS-38	10			Cable 091 Shd	HPSVMCB1	28	313100 J06	021		
-																
110	PACS Ch drv . A		PCD.-	-	P116	TP2BS-30	11			Brass 2 x TP30	HPSVMCB1	28	313100 J06	110		
109	PACS Ch drv . B		PCD.-	-	P116	TP2BS-30	11				HPSVMCB1	28	313100 J06	109		
100	PACS Ch drv . ARTN		PCD.-	-	P116	TP2BS-30	11				HPSVMCB1	28	313100 J06	100	3.	3.
099	PACS Ch drv . BRTN		PCD.-	-	P116	TP2BS-30	11				HPSVMCB1	28	313100 J06	099		
098	PACS Ch drv . SH116		PCD.-	-	P116	TP2BS-30	11			Cable 116 Shd	HPSVMCB1	28	313100 J06	098		
-																
123	PACS Ch drv. . Ar1		PCD.-	-	P916	TP2BS-30	12			Brass 2 x TP30	HPSVMCB1	28	313100 J06	123		
124	PACS Ch drv. . Br1		PCD.-	-	P916	TP2BS-30	12				HPSVMCB1	28	313100 J06	124		
116	PACS Ch drv. . Ar2		PCD.-	-	P916	TP2BS-30	12				HPSVMCB1	28	313100 J06	116	3.	3.
117	PACS Ch drv. . Br2		PCD.-	-	P916	TP2BS-30	12			Is Cable 116a	HPSVMCB1	28	313100 J06	117		

Astrium GmbH	**Pin Allocation List**	Doc.No.: HP-2-ASED-IC-0015
Project: HERSCHEL	**(Harness)**	Issue: 1.0 Date: 21.04.2004
		Sheet: PAL-3 (of 4)

Connector: 211121 P07 **Function:** UFThr 054.3° (PACS XP-13 01,03,07,09) **Conn.-Type:** 197-012P24-35S (Plug)

Item: CVVUCR **Location:** 33 / CVV I/F CB Top PFM (CVVUCR) **Backshell:** G9254 F24 M / M24-03

EMC-Category: 3I/LL Sig H fr CVVFT to SVMCB

		Interface-Code					Grouping:							
Pin	**Signal Designation**	**Circuit**	**Signal**	**Pos.**	**Ch. ID**	**Wiring**	**Shd**	**Cable**	**Twist**	**Comment**	**Target-Item**	**Location**	**Connector**	**Pin**	**New**
122	PACS Ch drv. . S116a		PCD.-	-	P916	TP2BS-30	12			Cable 916 Shd	HPSVMCB1	28	313100 J06	122	
-															
106	PACS Ch pos 1 . drv		PCP.-	-	P113	081SS-38	13			2 Wires	HPSVMCB1	28	313100 J06	106	
106	PACS Ch pos 1 . drv		PCP.-	-	P113	081SS-38	13			2 Wires	HPSVMCB1	28	313100 J06	106	3.
107	PACS Ch pos 1 . drsen		PCP.-	-	P113	081SS-38	13			Steel 081SS38	HPSVMCB1	28	313100 J06	107	
095	PACS Ch pos 1 . drRT		PCP.-	-	P113	081SS-38	13			2 Wires	HPSVMCB1	28	313100 J06	095	
095	PACS Ch pos 1 . drRT		PCP.-	-	P113	081SS-38	13			2 Wires	HPSVMCB1	28	313100 J06	095	3.
096	PACS Ch pos 1 . dseRT		PCP.-	-	P113	081SS-38	13				HPSVMCB1	28	313100 J06	096	
108	PACS Ch pos 1 . outA		PCP.-	-	P113	081SS-38	13			H08138SS	HPSVMCB1	28	313100 J06	108	
097	PACS Ch pos 1 . outB		PCP.-	-	P113	081SS-38	13				HPSVMCB1	28	313100 J06	097	
105	PACS Ch pos 1 . SH113		PCP.-	-	P113	081SS-38	13			Cable 113 Shd	HPSVMCB1	28	313100 J06	105	
-															
084	PACS Ch pos 2 . drv		PCP.-	-	P114	081SS-38	14			2 Wires	HPSVMCB1	28	313100 J06	084	
084	PACS Ch pos 2 . drv		PCP.-	-	P114	081SS-38	14			2 Wires	HPSVMCB1	28	313100 J06	084	3.
085	PACS Ch pos 2 . drsen		PCP.-	-	P114	081SS-38	14			Steel 081SS38	HPSVMCB1	28	313100 J06	085	
073	PACS Ch pos 2 . drRT		PCP.-	-	P114	081SS-38	14			2 Wires	HPSVMCB1	28	313100 J06	073	
073	PACS Ch pos 2 . drRT		PCP.-	-	P114	081SS-38	14			2 Wires	HPSVMCB1	28	313100 J06	073	3.
074	PACS Ch pos 2 . dseRT		PCP.-	-	P114	081SS-38	14				HPSVMCB1	28	313100 J06	074	
086	PACS Ch pos 2 . outA		PCP.-	-	P114	081SS-38	14			H08138SS	HPSVMCB1	28	313100 J06	086	
075	PACS Ch pos 2 . outB		PCP.-	-	P114	081SS-38	14				HPSVMCB1	28	313100 J06	075	
072	PACS Ch pos 2 . SH114		PCP.-	-	P114	081SS-38	14			Cable 114 Shd	HPSVMCB1	28	313100 J06	072	
-															
062	PACS Ch tsens . drv		PCT.-	-	P115	041SS-38	15			Steel 041SS38	HPSVMCB1	28	313100 J06	062	
063	PACS Ch tsens . sens		PCT.-	-	P115	041SS-38	15				HPSVMCB1	28	313100 J06	063	
051	PACS Ch tsens . drvRT		PCT.-	-	P115	041SS-38	15			H04138SS	HPSVMCB1	28	313100 J06	051	
052	PACS Ch tsens . senRT		PCT.-	-	P115	041SS-38	15				HPSVMCB1	28	313100 J06	052	
050	PACS Ch tsens . SH115		PCT.-	-	P115	041SS-38	15			Cable 115 Shd	HPSVMCB1	28	313100 J06	050	
-															
028	PACS TS red . 3drv		PTS.-	-	P124	081SS-38	16			Steel 081SS38	HPSVMCB1	28	313100 J06	028	
018	PACS TS red . 3sens		PTS.-	-	P124	081SS-38	16				HPSVMCB1	28	313100 J06	018	
017	PACS TS red . 3drRT		PTS.-	-	P124	081SS-38	16				HPSVMCB1	28	313100 J06	017	
009	PACS TS red . 3seRT		PTS.-	-	P124	081SS-38	16				HPSVMCB1	28	313100 J06	009	
001	PACS TS red . 4sens		PTS.-	-	P124	081SS-38	16			H08138SS	HPSVMCB1	28	313100 J06	001	
010	PACS TS red . 4drv		PTS.-	-	P124	081SS-38	16				HPSVMCB1	28	313100 J06	010	
002	PACS TS red . 4seRT		PTS.-	-	P124	081SS-38	16				HPSVMCB1	28	313100 J06	002	
003	PACS TS red . 4drRT		PTS.-	-	P124	081SS-38	16				HPSVMCB1	28	313100 J06	003	
008	PACS TS red . SH124		PTS.-	-	P124	081SS-38	16			Cable 124 Shd	HPSVMCB1	28	313100 J06	008	
-	NC														

Astrium GmbH	# Pin Allocation List	Doc.No.: HP-2-ASED-IC-0015
Project: HERSCHEL	**(Harness)**	Issue: 1.0 Date: 21.04.2004
		Sheet: PAL-4 (of 4)

Connector: 211121 P07
Function: UFThr 054.3° (PACS XP-13 01,03,07,09)
Conn.-Type: 197-012P24-35S (Plug)
Item: CVVUCR
Location: 33 / CVV I/F CB Top PFM (CVVUCR)
Backshell: G9254 F24 M / M24-03
EMC-Category: 3I/LL Sig H fr CVVFT to SVMCB

		Interface-Code					Grouping:								
Pin	**Signal Designation**	**Circuit**	**Signal**	**Pos.**	**Ch. ID**	**Wiring**	**Shd**	**Cable**	**Twist**	**Comment**	**Target-Item**	**Location**	**Connector**	**Pin**	**New**
-	NC														
-	NC														
-	NC														
-	NC														
-	NC														
-	NC														
-	NC														
-	NC														
-	NC														
-	NC														
-	NC														
-	NC														
-	NC														
-	NC														
-	NC														
-	NC														
-	NC														
-	NC														
-	NC														
-	NC														
-	NC														
-	NC														
-	NC														
-	NC														
-	NC														
-	NC														
-	NC														
-	NC														
-	NC														
-	NC														
-	NC														
CH	Connector Housing									Overall Shd con to Backshell					

Astrium GmbH	**Pin Allocation List** (Harness)	Doc.No.: HP-2-ASED-IC-0015
Project: HERSCHEL		Issue: 1.0 Date: 21.04.2004
		Sheet: PAL-1 (of 4)

Connector: 211121 P03 **Function:** UFThr 019.2° (PACS XP-14 02,04,06,42,43) **Conn.-Type:** 197-012P24-35S (Plug)

Item: CVVUCR **Location:** 33 / CVV I/F CB Top PFM (CVVUCR) **Backshell:** G9254 F24 M / M24-03

EMC-Category: 2I/Sig H fr CVVFT to SVMCB

		Interface-Code					Grouping:							
Pin	**Signal Designation**	**Circuit**	**Signal**	**Pos.**	**Ch. ID**	**Wiring**	**Shd**	**Cable**	**Twist**	**Comment**	**Target-Item**	**Location**	**Connector**	**Pin**	**New**
121	PACS FW 1 Coil R . 1R		PFC.-	-	P082	TP2BS-30				Brass 2 x TP30	HPSVMCB1	28	3I313100 J04	121	
114	PACS FW 1 Coil R . 2R		PFC.-	-	P082	TP2BS-30					HPSVMCB1	28	3I313100 J04	114	
113	PACS FW 1 Coil R . 1RRTN		PFC.-	-	P082	TP2BS-30					HPSVMCB1	28	3I313100 J04	113	3.
103	PACS FW 1 Coil R . 2RRTN		PFC.-	-	P082	TP2BS-30					HPSVMCB1	28	3I313100 J04	103	
102	PACS FW 1 Coil R . SH082		PFC.-	-	P082	TP2BS-30				Cable P082 Shd	HPSVMCB1	28	3I313100 J04	102	
-															
127	PACS FW 1 HP1R . I		PFH.-	-	P083	041SS-38				Steel 041SS38	HPSVMCB1	28	3I313100 J04	127	
128	PACS FW 1 HP1R . U		PFH.-	-	P083	041SS-38					HPSVMCB1	28	3I313100 J04	128	
120	PACS FW 1 HP1R . IRTN		PFH.-	-	P083	041SS-38				H04138SS	HPSVMCB1	28	3I313100 J04	120	
112	PACS FW 1 HP1R . URTN		PFH.-	-	P083	041SS-38					HPSVMCB1	28	3I313100 J04	112	
111	PACS FW 1 HP1R . SH083		PFH.-	-	P083	041SS-38				Cable P083 Shd	HPSVMCB1	28	3I313100 J04	111	
-															
125	PACS FW 1 HP2R . I		PFH.-	-	P084	041SS-38				Steel 041SS38	HPSVMCB1	28	3I313100 J04	125	
126	PACS FW 1 HP2R . U		PFH.-	-	P084	041SS-38					HPSVMCB1	28	3I313100 J04	126	
118	PACS FW 1 HP2R . IRTN		PFH.-	-	P084	041SS-38				H04138SS	HPSVMCB1	28	3I313100 J04	118	
119	PACS FW 1 HP2R . URTN		PFH.-	-	P084	041SS-38					HPSVMCB1	28	3I313100 J04	119	
110	PACS FW 1 HP2R . SH084		PFH.-	-	P084	041SS-38				Cable P084 Shd	HPSVMCB1	28	3I313100 J04	110	
-															
079	PACS FW 1 S R . 12I		PFS.-	-	P085	081SS-38				Steel 081SS38	HPSVMCB1	28	3I313100 J04	079	
080	PACS FW 1 S R . 1U		PFS.-	-	P085	081SS-38					HPSVMCB1	28	3I313100 J04	080	
081	PACS FW 1 S R . 2U		PFS.-	-	P085	081SS-38					HPSVMCB1	28	3I313100 J04	081	
078	PACS FW 1 S R . 12IRT		PFS.-	-	P085	081SS-38					HPSVMCB1	28	3I313100 J04	078	
090	PACS FW 1 S R . 34I		PFS.-	-	P085	081SS-38				H08138SS	HPSVMCB1	28	3I313100 J04	090	
091	PACS FW 1 S R . 3U		PFS.-	-	P085	081SS-38					HPSVMCB1	28	3I313100 J04	091	
092	PACS FW 1 S R . 4U		PFS.-	-	P085	081SS-38					HPSVMCB1	28	3I313100 J04	092	
093	PACS FW 1 S R . 34IRT		PFS.-	-	P085	081SS-38					HPSVMCB1	28	3I313100 J04	093	
101	PACS FW 1 S R . SH085		PFS.-	-	P085	081SS-38				Cable P085 Shd	HPSVMCB1	28	3I313100 J04	101	
-															
123	PACS FW 1 TS R . I		PFT.-	-	P086	041SS-38				Steel 041SS38	HPSVMCB1	28	3I313100 J04	123	
124	PACS FW 1 TS R . U		PFT.-	-	P086	041SS-38					HPSVMCB1	28	3I313100 J04	124	
116	PACS FW 1 TS R . IRTN		PFT.-	-	P086	041SS-38				H04138SS	HPSVMCB1	28	3I313100 J04	116	
117	PACS FW 1 TS R . URTN		PFT.-	-	P086	041SS-38					HPSVMCB1	28	3I313100 J04	117	
109	PACS FW 1 TS R . SH086		PFT.-	-	P086	041SS-38				Cable P086 Shd	HPSVMCB1	28	3I313100 J04	109	
-															
047	PACS FW 2 Coil 1/2 Re . 1		PFC.-	-	P092	TP2BS-30				Brass 2 x TP30	HPSVMCB1	28	3I313100 J04	047	
035	PACS FW 2 Coil 1/2 Re . 2		PFC.-	-	P092	TP2BS-30					HPSVMCB1	28	3I313100 J04	035	
046	PACS FW 2 Coil 1/2 Re . 1RTN		PFC.-	-	P092	TP2BS-30					HPSVMCB1	28	3I313100 J04	046	3.
034	PACS FW 2 Coil 1/2 Re . 2RTN		PFC.-	-	P092	TP2BS-30					HPSVMCB1	28	3I313100 J04	034	
023	PACS FW 2 Coil 1/2 Re . SH092		PFC.-	-	P092	TP2BS-30				Cable P092 Shd	HPSVMCB1	28	3I313100 J04	023	

Astrium GmbH	**Pin Allocation List**	Doc.No.: HP-2-ASED-IC-0015
Project: HERSCHEL	**(Harness)**	Issue: 1.0 Date: 21.04.2004
		Sheet: PAL-2 (of 4)

Connector: 211121 P03 **Function:** UFThr 019.2° (PACS XP-14 02,04,06,42,43) **Conn.-Type:** 197-012P24-35S (Plug)

Item: CVVUCR **Location:** 33 / CVV I/F CB Top PFM (CVVUCR) **Backshell:** G9254 F24 M / M24-03

EMC-Category: 2I/Sig H fr CVVFT to SVMCB

Pin	Signal Designation	Interface-Code Circuit	Signal	Pos.	Ch. ID	Wiring	Grouping: Shd	Cable	Twist	Comment	Target-Item	Location	Connector	Pin	New
-															
006	PACS FW 2 HP1R . I		PFH.-	-	P093	041SS-38				Steel 041SS38	HPSVMCB1	28	3I313100 J04	006	
014	PACS FW 2 HP1R . U		PFH.-	-	P093	041SS-38					HPSVMCB1	28	3I313100 J04	014	
007	PACS FW 2 HP1R . IRTN		PFH.-	-	P093	041SS-38				H04138SS	HPSVMCB1	28	3I313100 J04	007	
024	PACS FW 2 HP1R . URTN		PFH.-	-	P093	041SS-38					HPSVMCB1	28	3I313100 J04	024	
005	PACS FW 2 HP1R . SH093		PFH.-	-	P093	041SS-38				Cable P093 Shd	HPSVMCB1	28	3I313100 J04	005	
-															
044	PACS FW 2 HP2R . I		PFH.-	-	P094	041SS-38				Steel 041SS38	HPSVMCB1	28	3I313100 J04	044	
045	PACS FW 2 HP2R . U		PFH.-	-	P094	041SS-38					HPSVMCB1	28	3I313100 J04	045	
032	PACS FW 2 HP2R . IRTN		PFH.-	-	P094	041SS-38				H04138SS	HPSVMCB1	28	3I313100 J04	032	
033	PACS FW 2 HP2R . URTN		PFH.-	-	P094	041SS-38					HPSVMCB1	28	3I313100 J04	033	
043	PACS FW 2 HP2R . SH094		PFH.-	-	P094	041SS-38				Cable P094 Shd	HPSVMCB1	28	3I313100 J04	043	
-															
067	PACS FW 2 S R . 12I		PFS.-	-	P095	081SS-38				Steel 081SS38	HPSVMCB1	28	3I313100 J04	067	
068	PACS FW 2 S R . 1U		PFS.-	-	P095	081SS-38					HPSVMCB1	28	3I313100 J04	068	
069	PACS FW 2 S R . 2U		PFS.-	-	P095	081SS-38					HPSVMCB1	28	3I313100 J04	069	
070	PACS FW 2 S R . 12IRT		PFS.-	-	P095	081SS-38					HPSVMCB1	28	3I313100 J04	070	
058	PACS FW 2 S R . 34I		PFS.-	-	P095	081SS-38				H08138SS	HPSVMCB1	28	3I313100 J04	058	
057	PACS FW 2 S R . 3U		PFS.-	-	P095	081SS-38					HPSVMCB1	28	3I313100 J04	057	
056	PACS FW 2 S R . 4U		PFS.-	-	P095	081SS-38					HPSVMCB1	28	3I313100 J04	056	
055	PACS FW 2 S R . 34IRT		PFS.-	-	P095	081SS-38					HPSVMCB1	28	3I313100 J04	055	
066	PACS FW 2 S R . SH095		PFS.-	-	P095	081SS-38				Cable P095 Shd	HPSVMCB1	28	3I313100 J04	066	
-															
021	PACS FW 2 TS R . I		PFT.-	-	P096	041SS-38				Steel 041SS38	HPSVMCB1	28	3I313100 J04	021	
022	PACS FW 2 TS R . U		PFT.-	-	P096	041SS-38					HPSVMCB1	28	3I313100 J04	022	
012	PACS FW 2 TS R . IRTN		PFT.-	-	P096	041SS-38				H04138SS	HPSVMCB1	28	3I313100 J04	012	
013	PACS FW 2 TS R . URTN		PFT.-	-	P096	041SS-38					HPSVMCB1	28	3I313100 J04	013	
031	PACS FW 2 TS R . SH096		PFT.-	-	P096	041SS-38				Cable P096 Shd	HPSVMCB1	28	3I313100 J04	031	
-															
099	PACS Cal BB1red . sens		PAD.-	-	P120	TP2BS-30				Brass 2 x TP30	HPSVMCB1	28	3I313100 J04	099	
100	PACS Cal BB1red . drv		PAD.-	-	P120	TP2BS-30					HPSVMCB1	28	3I313100 J04	100	
087	PACS Cal BB1red . senRT		PAD.-	-	P120	TP2BS-30					HPSVMCB1	28	3I313100 J04	087	3.
088	PACS Cal BB1red . drvRT		PAD.-	-	P120	TP2BS-30					HPSVMCB1	28	3I313100 J04	088	
076	PACS Cal BB1red . SH120		PAD.-	-	P120	TP2BS-30				Cable P120 Shd	HPSVMCB1	28	3I313100 J04	076	
-															
097	PACS Cal BB2 red . sens		PAD.-	-	P121	TP2BS-30				Brass 2 x TP30	HPSVMCB1	28	3I313100 J04	097	
098	PACS Cal BB2 red . drv		PAD.-	-	P121	TP2BS-30					HPSVMCB1	28	3I313100 J04	098	
085	PACS Cal BB2 red . senRT		PAD.-	-	P121	TP2BS-30				H02-02130BS	HPSVMCB1	28	3I313100 J04	085	
086	PACS Cal BB2 red . drvRT		PAD.-	-	P121	TP2BS-30					HPSVMCB1	28	3I313100 J04	086	

Pin Allocation List

(Harness)

Connector: 211121 P03 **Function:** UFThr 019.2° (PACS XP-14 02,04,06,42,43) **Conn.-Type:** 197-012P24-35S (Plug)

Item: CVVUCR **Location:** 33 / CVV I/F CB Top PFM (CVVUCR) **Backshell:** G9254 F24 M / M24-03

EMC-Category: 2I/Sig H fr CVVFT to SVMCB

Pin	Signal Designation	Interface-Code Circuit	Signal	Pos.	Ch. ID	Wiring	Grouping: Shd	Cable	Twist	Comment	Target-Item	Location	Connector	Pin	New	
108	PACS Cal BB2 red . SH121		PAD.-	-	P121	TP2BS-30				Cable 121 Shd	HPSVMCB1	28	3I313100 J04	108		
-																
106	PACS Cal BB2 tsens . sens		PAT.-	-	P122	041SS-38				Brass 2 x TP30	HPSVMCB1	28	3I313100 J04	106		
107	PACS Cal BB2 tsens . drv		PAT.-	-	P122	041SS-38					HPSVMCB1	28	3I313100 J04	107		
095	PACS Cal BB2 tsens . senRT		PAT.-	-	P122	041SS-38				H04138SS	HPSVMCB1	28	3I313100 J04	095		
096	PACS Cal BB2 tsens . drvRT		PAT.-	-	P122	041SS-38					HPSVMCB1	28	3I313100 J04	096		
122	PACS Cal BB2 tsens . SH122		PAT.-	-	P122	041SS-38				Cable P122 Shd	HPSVMCB1	28	3I313100 J04	122		
-																
063	PACS Gdrv Coil LL Red . 1r		PGC.-	-	P105	TP3BS-30				Brass 3 x TP30	HPSVMCB1	28	3I313100 J04	063		
064	PACS Gdrv Coil LL Red . 2r		PGC.-	-	P105	TP3BS-30					HPSVMCB1	28	3I313100 J04	064		
051	PACS Gdrv Coil LL Red . 1rrtn		PGC.-	-	P105	TP3BS-30					HPSVMCB1	28	3I313100 J04	051		
052	PACS Gdrv Coil LL Red . 2rrtn		PGC.-	-	P105	TP3BS-30					HPSVMCB1	28	3I313100 J04	052	3.	
065	PACS Gdrv Coil LL Red . drv		PGC.-	-	P105	TP3BS-30					HPSVMCB1	28	3I313100 J04	065		
053	PACS Gdrv Coil LL Red . drrtn		PGC.-	-	P105	TP3BS-30					HPSVMCB1	28	3I313100 J04	053		
062	PACS Gdrv Coil LL Red . SH105		PGC.-	-	P105	TP3BS-30				Cable P105 Shd	HPSVMCB1	28	3I313100 J04	062		
-																
039	PACS Gdrv Switch Red . drv1		PGS.-	-	P106	081SS-38				Steel 081SS38	HPSVMCB1	28	3I313100 J04	039		
027	PACS Gdrv Switch Red . drv2		PGS.-	-	P106	081SS-38					HPSVMCB1	28	3I313100 J04	027		
040	PACS Gdrv Switch Red . drrt1		PGS.-	-	P106	081SS-38					HPSVMCB1	28	3I313100 J04	040		
028	PACS Gdrv Switch Red . drrt2		PGS.-	-	P106	081SS-38					HPSVMCB1	28	3I313100 J04	028		
041	PACS Gdrv Switch Red . LLp		PGS.-	-	P106	081SS-38				H08138SS	HPSVMCB1	28	3I313100 J04	041		
029	PACS Gdrv Switch Red . LL+		PGS.-	-	P106	081SS-38					HPSVMCB1	28	3I313100 J04	029		
042	PACS Gdrv Switch Red . LL-		PGS.-	-	P106	081SS-38					HPSVMCB1	28	3I313100 J04	042		
030	PACS Gdrv Switch Red . LLrtn		PGS.-	-	P106	081SS-38					HPSVMCB1	28	3I313100 J04	030		
054	PACS Gdrv Switch Red . SH106		PGS.-	-	P106	081SS-38				Cable P106 Shd	HPSVMCB1	28	3I313100 J04	054		
-																
073	PACS Gsensdrv Red . drv		PGD.-	-	P107	021BS-30				Brass 1 x TP30	HPSVMCB1	28	3I313100 J04	073		
061	PACS Gsensdrv Red . drrtn		PGD.-	-	P107	021BS-30				H02130BS	HPSVMCB1	28	3I313100 J04	061		
050	PACS Gsensdrv Red . SH107		PGD.-	-	P107	021BS-30				Cable P107 Shd	HPSVMCB1	28	3I313100 J04	050		
-																
083	PACS Gsens 1 Red . dr1rs		PGH.-	-	P108	061SS-38				Steel 061SS38	HPSVMCB1	28	3I313100 J04	083		
071	PACS Gsens 1 Red . drv1r		PGH.-	-	P108	061SS-38				2 Wires	HPSVMCB1	28	3I313100 J04	071	3.	3.
071	PACS Gsens 1 Red . drv1r		PGH.-	-	P108	061SS-38				2 Wires	HPSVMCB1	28	3I313100 J04	071	3.	3.
072	PACS Gsens 1 Red . d1rsr		PGH.-	-	P108	061SS-38					HPSVMCB1	28	3I313100 J04	072		
060	PACS Gsens 1 Red . d1rrt		PGH.-	-	P108	061SS-38				2 Wires	HPSVMCB1	28	3I313100 J04	060	3.	3.
060	PACS Gsens 1 Red . d1rrt		PGH.-	-	P108	061SS-38				2 Wires	HPSVMCB1	28	3I313100 J04	060	3.	3.
082	PACS Gsens 1 Red . SH108		PGH.-	-	P108	061SS-38				Cable P108 Shd	HPSVMCB1	28	3I313100 J04	082		
-																
026	PACS Gsens 2 Red . dr2rs		PGH.-	-	P109	061SS-38				Steel 061SS38	HPSVMCB1	28	3I313100 J04	026		

Astrium GmbH	**Pin Allocation List**	Doc.No.: HP-2-ASED-IC-0015
Project: HERSCHEL	**(Harness)**	Issue: 1.0 Date: 21.04.2004
		Sheet: PAL-4 (of 4)

Connector: 211121 P03 **Function:** UFThr 019.2° (PACS XP-14 02,04,06,42,43) **Conn.-Type:** 197-012P24-35S (Plug)

Item: CVVUCR **Location:** 33 / CVV I/F CB Top PFM (CVVUCR) **Backshell:** G9254 F24 M / M24-03

EMC-Category: 2I/Sig H fr CVVFT to SVMCB

		Interface-Code					Grouping:									
Pin	**Signal Designation**	**Circuit**	**Signal**	**Pos.**	**Ch. ID**	**Wiring**	**Shd**	**Cable**	**Twist**	**Comment**	**Target-Item**	**Location**	**Connector**	**Pin**	**New**	
015	PACS Gsens 2 Red . drv2r		PGH.-	-	P109	061SS-38				2 Wires	HPSVMCB1	28	3I313100 J04	015	3.	3.
015	PACS Gsens 2 Red . drv2r		PGH.-	-	P109	061SS-38				2 Wires	HPSVMCB1	28	3I313100 J04	015	3.	3.
016	PACS Gsens 2 Red . d2rsr		PGH.-	-	P109	061SS-38					HPSVMCB1	28	3I313100 J04	016		
008	PACS Gsens 2 Red . d2rrt		PGH.-	-	P109	061SS-38				2 Wires	HPSVMCB1	28	3I313100 J04	008	3.	3.
008	PACS Gsens 2 Red . d2rrt		PGH.-	-	P109	061SS-38				2 Wires	HPSVMCB1	28	3I313100 J04	008	3.	3.
001	PACS Gsens 2 Red . SH109		PGH.-	-	P109	061SS-38				Cable P109 Shd	HPSVMCB1	28	3I313100 J04	001		
-																
036	PACS Gsens sin Red . sin		PGI.-	-	P110	021SS-38				Steel 1 x TP38	HPSVMCB1	28	3I313100 J04	036		
025	PACS Gsens sin Red . sinrt		PGI.-	-	P110	021SS-38					HPSVMCB1	28	3I313100 J04	025		
048	PACS Gsens sin Red . SH110		PGI.-	-	P110	021SS-38				Cable P110 Shd	HPSVMCB1	28	3I313100 J04	048		
-																
049	PACS Gsens cos Red . cos		PGO.-	-	P111	021SS-38				Steel 1 x TP 38	HPSVMCB1	28	3I313100 J04	049		
037	PACS Gsens cos Red . cosrt		PGO.-	-	P111	021SS-38					HPSVMCB1	28	3I313100 J04	037		
038	PACS Gsens cos Red . SH111		PGO.-	-	P111	021SS-38				Cable P111 Shd	HPSVMCB1	28	3I313100 J04	038		
-	NC															
009	PACS Gtsens Red . drv		PGT.-	-	P112	041SS-38				Steel 041SS38	HPSVMCB1	28	3I313100 J04	009		
003	PACS Gtsens Red . rs		PGT.-	-	P112	041SS-38					HPSVMCB1	28	3I313100 J04	003		
002	PACS Gtsens Red . drvrt		PGT.-	-	P112	041SS-38					HPSVMCB1	28	3I313100 J04	002		
004	PACS Gtsens Red . srtn		PGT.-	-	P112	041SS-38					HPSVMCB1	28	3I313100 J04	004		
017	PACS Gtsens Red . SH112		PGT.-	-	P112	041SS-38				Cable P112 Shd	HPSVMCB1	28	3I313100 J04	017		
-	NC															
-	NC															
-	NC															
-	NC															
-	NC															
-	NC															
CH	Connector Housing									Overall Shd con to Backshell						

Astrium GmbH	**Pin Allocation List**	Doc.No.: HP-2-ASED-IC-0015
Project: HERSCHEL	**(Harness)**	Issue: 1.0 Date: 21.04.2004
		Sheet: PAL-1 (of 3)

Connector: 211121 P04 **Function:** UFThr 035.7° (PACS XP-15 05,08,40,41) **Conn.-Type:** 197-012P22-35S (Plug)

Item: CVVUCR **Location:** 33 / CVV I/F CB Top PFM (CVVUCR) **Backshell:** G9254 F22 M / M22-03

EMC-Category: 3I/LL Sig H fr CVVFT to SVMCB

		Interface-Code					Grouping:							
Pin	**Signal Designation**	**Circuit**	**Signal**	**Pos.**	**Ch. ID**	**Wiring**	**Shd**	**Cable**	**Twist**	**Comment**	**Target-Item**	**Location**	**Connector**	**Pin**	**New**
099	PACS Cal BB1 nom . sens		PAD.-	-	P117	TP2BS-30	1			Brass 2 xTP30	HPSVMCB1	28	313100 J05	099	
100	PACS Cal BB1 nom . drv		PAD.-	-	P117	TP2BS-30	1				HPSVMCB1	28	313100 J05	100	
091	PACS Cal BB1 nom . senRT		PAD.-	-	P117	TP2BS-30	1			H02-02130BS	HPSVMCB1	28	313100 J05	091	
092	PACS Cal BB1 nom . drvRT		PAD.-	-	P117	TP2BS-30	1				HPSVMCB1	28	313100 J05	092	
093	PACS Cal BB1 nom . SH117		PAD.-	-	P117	TP2BS-30	1			Cable P117 Shd	HPSVMCB1	28	313100 J05	093	
-															
096	PACS Cal BB2 nom . sens		PAD.-	-	P118	TP2BS-30	2			Brass 2 xTP30	HPSVMCB1	28	313100 J05	096	
098	PACS Cal BB2 nom . drv		PAD.-	-	P118	TP2BS-30	2				HPSVMCB1	28	313100 J05	098	
097	PACS Cal BB2 nom . senRT		PAD.-	-	P118	TP2BS-30	2				HPSVMCB1	28	313100 J05	097	3.
090	PACS Cal BB2 nom . drvRT		PAD.-	-	P118	TP2BS-30	2				HPSVMCB1	28	313100 J05	090	
089	PACS Cal BB2 nom . SH118		PAD.-	-	P118	TP2BS-30	2			Cable P118 Shd	HPSVMCB1	28	313100 J05	089	
-															
095	PACS Cal BB1 tsens . drv		PAT.-	-	P119	041SS-38	3			H04130BS	HPSVMCB1	28	313100 J05	095	
094	PACS Cal BB1 tsens . drvRT		PAT.-	-	P119	041SS-38	3				HPSVMCB1	28	313100 J05	094	
088	PACS Cal BB1 tsens . sens		PAT.-	-	P119	041SS-38	3			Brass 2 xTP30	HPSVMCB1	28	313100 J05	088	
087	PACS Cal BB1 tsens . senRT		PAT.-	-	P119	041SS-38	3				HPSVMCB1	28	313100 J05	087	
086	PACS Cal BB1 tsens . SH119		PAT.-	-	P119	041SS-38	3			Cable P119 Shd	HPSVMCB1	28	313100 J05	086	
-															
082	PACS TS nom . drv		PTS.-	-	P123	081SS-38	4			Steel 081SS38	HPSVMCB1	28	313100 J05	082	
083	PACS TS nom . 1sens		PTS.-	-	P123	081SS-38	4				HPSVMCB1	28	313100 J05	083	
073	PACS TS nom . 1drRT		PTS.-	-	P123	081SS-38	4				HPSVMCB1	28	313100 J05	073	
074	PACS TS nom . 1seRT		PTS.-	-	P123	081SS-38	4			H08138SS	HPSVMCB1	28	313100 J05	074	
084	PACS TS nom . 2sens		PTS.-	-	P123	081SS-38	4				HPSVMCB1	28	313100 J05	084	
085	PACS TS nom . 2drv		PTS.-	-	P123	081SS-38	4				HPSVMCB1	28	313100 J05	085	
075	PACS TS nom . 2seRT		PTS.-	-	P123	081SS-38	4				HPSVMCB1	28	313100 J05	075	
076	PACS TS nom . 2drRT		PTS.-	-	P123	081SS-38	4				HPSVMCB1	28	313100 J05	076	
081	PACS TS nom . SH123		PTS.-	-	P123	081SS-38	4			Cable P123 Shd	HPSVMCB1	28	313100 J05	081	
-															
078	PACS Gdrv Coil LL Nom . 1n		PGC.-	-	P097	TP3BS-30	5			Brass 3xTP30	HPSVMCB1	28	313100 J05	078	
079	PACS Gdrv Coil LL Nom . 2n		PGC.-	-	P097	TP3BS-30	5				HPSVMCB1	28	313100 J05	079	
068	PACS Gdrv Coil LL Nom . nrtn		PGC.-	-	P097	TP3BS-30	5				HPSVMCB1	28	313100 J05	068	3.
069	PACS Gdrv Coil LL Nom . 2nrtn		PGC.-	-	P097	TP3BS-30	5				HPSVMCB1	28	313100 J05	069	
080	PACS Gdrv Coil LL Nom . drv		PGC.-	-	P097	TP3BS-30	5				HPSVMCB1	28	313100 J05	080	
070	PACS Gdrv Coil LL Nom . drrtn		PGC.-	-	P097	TP3BS-30	5				HPSVMCB1	28	313100 J05	070	
077	PACS Gdrv Coil LL Nom . SH097		PGC.-	-	P097	TP3BS-30	5			Cable P097 Shd	HPSVMCB1	28	313100 J05	077	
-															
065	PACS Gsensdrv Nom . drv		PGD.-	-	P099	021BS-30	6			Brass 1xTP30	HPSVMCB1	28	313100 J05	065	
055	PACS Gsensdrv Nom . drrtn		PGD.-	-	P099	021BS-30	6			H02130BS	HPSVMCB1	28	313100 J05	055	
066	PACS Gsensdrv Nom . SH099		PGD.-	-	P099	021BS-30	6			Cable P099 Shd	HPSVMCB1	28	313100 J05	066	

Astrium GmbH	**Pin Allocation List**	Doc.No.: HP-2-ASED-IC-0015
Project: HERSCHEL	**(Harness)**	Issue: 1.0 Date: 21.04.2004
		Sheet: PAL-2 (of 3)

Connector: 211121 P04 **Function:** UFThr 035.7° (PACS XP-15 05,08,40,41) **Conn.-Type:** 197-012P22-35S (Plug)

Item: CVVUCR **Location:** 33 / CVV I/F CB Top PFM (CVVUCR) **Backshell:** G9254 F22 M / M22-03

EMC-Category: 3I/LL Sig H fr CVVFT to SVMCB

		Interface-Code					Grouping:								
Pin	**Signal Designation**	**Circuit**	**Signal**	**Pos.**	**Ch. ID**	**Wiring**	**Shd**	**Cable**	**Twist**	**Comment**	**Target-Item**	**Location**	**Connector**	**Pin**	**New**
-															
061	PACS Gdrv Switch Nom . drv1		PGS.-	-	P098	081SS-38	7			Steel 081SS38	HPSVMCB1	28	313100 J05	061	
062	PACS Gdrv Switch Nom . drv2		PGS.-	-	P098	081SS-38	7				HPSVMCB1	28	313100 J05	062	
052	PACS Gdrv Switch Nom . drrtn		PGS.-	-	P098	081SS-38	7				HPSVMCB1	28	313100 J05	052	
051	PACS Gdrv Switch Nom . drrt2		PGS.-	-	P098	081SS-38	7			H08138SS	HPSVMCB1	28	313100 J05	051	
053	PACS Gdrv Switch Nom . LLp		PGS.-	-	P098	081SS-38	7				HPSVMCB1	28	313100 J05	053	
063	PACS Gdrv Switch Nom . LL+		PGS.-	-	P098	081SS-38	7				HPSVMCB1	28	313100 J05	063	
064	PACS Gdrv Switch Nom . LL-		PGS.-	-	P098	081SS-38	7				HPSVMCB1	28	313100 J05	064	
054	PACS Gdrv Switch Nom . LLrtn		PGS.-	-	P098	081SS-38	7				HPSVMCB1	28	313100 J05	054	
050	PACS Gdrv Switch Nom . SH098		PGS.-	-	P098	081SS-38	7			Cable P098 Shd	HPSVMCB1	28	313100 J05	050	
-															
044	PACS Gsens 1 Nom . dr1ns		PGH.-	-	P100	061SS-38	8				HPSVMCB1	28	313100 J05	044	
033	PACS Gsens 1 Nom . drv1n		PGH.-	-	P100	061SS-38	8			2 Wires	HPSVMCB1	28	313100 J05	033	
033	PACS Gsens 1 Nom . drv1n		PGH.-	-	P100	061SS-38	8			2 Wires	HPSVMCB1	28	313100 J05	033	3.
045	PACS Gsens 1 Nom . d1nsr		PGH.-	-	P100	061SS-38	8			Steel 061SS38	HPSVMCB1	28	313100 J05	045	
034	PACS Gsens 1 Nom . d1nrt		PGH.-	-	P100	061SS-38	8			2 Wires	HPSVMCB1	28	313100 J05	034	
034	PACS Gsens 1 Nom . d1nrt		PGH.-	-	P100	061SS-38	8			2 Wires	HPSVMCB1	28	313100 J05	034	3.
043	PACS Gsens 1 Nom . SH100		PGH.-	-	P100	061SS-38	8			Cable P100 Shd	HPSVMCB1	28	313100 J05	043	
-															
023	PACS Gsens 2 Nom . dr2ns		PGH.-	-	P101	061SS-38	9			Steel 061SS38	HPSVMCB1	28	313100 J05	023	
024	PACS Gsens 2 Nom . drv2n		PGH.-	-	P101	061SS-38	9			2 Wires	HPSVMCB1	28	313100 J05	024	
024	PACS Gsens 2 Nom . drv2n		PGH.-	-	P101	061SS-38	9			2 Wires	HPSVMCB1	28	313100 J05	024	3.
014	PACS Gsens 2 Nom . d2nsr		PGH.-	-	P101	061SS-38	9				HPSVMCB1	28	313100 J05	014	
015	PACS Gsens 2 Nom . d2nrt		PGH.-	-	P101	061SS-38	9			2 Wires	HPSVMCB1	28	313100 J05	015	
015	PACS Gsens 2 Nom . d2nrt		PGH.-	-	P101	061SS-38	9			2 Wires	HPSVMCB1	28	313100 J05	015	3.
007	PACS Gsens 2 Nom . SH101		PGH.-	-	P101	061SS-38	9			Cable P101 Shd	HPSVMCB1	28	313100 J05	007	
-															
042	PACS Gsens sin Nom . sin		PGI.-	-	P102	021SS-38	10			Steel 1xTP38	HPSVMCB1	28	313100 J05	042	
032	PACS Gsens sin Nom . sirtn		PGI.-	-	P102	021SS-38	10			H02138SS	HPSVMCB1	28	313100 J05	032	
031	PACS Gsens sin Nom . SH102		PGI.-	-	P102	021SS-38	10			Cable P102 Shd	HPSVMCB1	28	313100 J05	031	
-															
021	PACS Gsens cos Nom . cos		PGO.-	-	P103	021SS-38	11			Steel 1xTP38	HPSVMCB1	28	313100 J05	021	
013	PACS Gsens cos Nom . cortn		PGO.-	-	P103	021SS-38	11			H02138SS	HPSVMCB1	28	313100 J05	013	
022	PACS Gsens cos Nom . SH103		PGO.-	-	P103	021SS-38	11			Cable P103 Shd	HPSVMCB1	28	313100 J05	022	
-															
004	PACS Gtsens Nom . drv		PGT.-	-	P104	041SS-38	12			Steel 041SS38	HPSVMCB1	28	313100 J05	004	
006	PACS Gtsens Nom . ns		PGT.-	-	P104	041SS-38	12				HPSVMCB1	28	313100 J05	006	
003	PACS Gtsens Nom . drrtn		PGT.-	-	P104	041SS-38	12			H04138SS	HPSVMCB1	28	313100 J05	003	

Connector: 211121 P04
Function: UFThr 035.7° (PACS XP-15 05,08,40,41)
Conn.-Type: 197-012P22-35S (Plug)
Item: CVVUCR
Location: 33 / CVV I/F CB Top PFM (CVVUCR)
Backshell: G9254 F22 M / M22-03
EMC-Category: 3I/LL Sig H fr CVVFT to SVMCB

Pin	Signal Designation	Interface-Code Circuit	Signal	Pos.	Ch. ID	Wiring	Grouping: Shd	Cable	Twist	Comment	Target-Item	Location	Connector	Pin	New
005	PACS Gtsens Nom . srtn		PGT.-	-	P104	041SS-38	12				HPSVMCB1	28	313100 J05	005	
002	PACS Gtsens Nom . SH104		PGT.-	-	P104	041SS-38	12			Cable P104 Shd	HPSVMCB1	28	313100 J05	002	
-	NC														
-	NC														
-	NC														
-	NC														
-	NC														
-	NC														
-	NC														
-	NC														
-	NC														
-	NC														
-	NC														
-	NC														
-	NC														
-	NC														
-	NC														
-	NC														
-	NC														
-	NC														
-	NC														
-	NC														
-	NC														
-	NC														
-	NC														
-	NC														
-	NC														
-	NC														
-	NC														
-	NC														
-	NC														
-	NC														
-	NC														
-	NC														
-	NC														
-	NC														
-	NC														
CH	Connector Housing									Overall Shd con to Backshell					

Astrium GmbH	**Pin Allocation List**	Doc.No.: HP-2-ASED-IC-0015
Project: HERSCHEL	**(Harness)**	Issue: 1.0 Date: 21.04.2004
		Sheet: PAL-1 (of 4)

Connector: 313100 J08 **Function:** PACS SVM CB1 (PACS Bundle 01) **Conn.-Type:** SCC340104401B032435P

Item: HPSVMCB1 **Location:** 28 / I/F CB ab. SVM Panel 8 (PACS) **Backshell:** 440 FS 110 M 24 03

EMC-Category: 3I/LL Sig H fr CVVFT to SVMCB

		Interface-Code					Grouping:								
Pin	**Signal Designation**	**Circuit**	**Signal**	**Pos.**	**Ch. ID**	**Wiring**	**Shd**	**Cable**	**Twist**	**Comment**	**Target-Item**	**Location**	**Connector**	**Pin**	**New**
107	PACS DC Supply Gr 1 . VDDa1		PD2.-	-	P002	241SS-38	1			2 wires	CVVUCR	33	211121 P09	107	
107	PACS DC Supply Gr 1 . VDDa1		PD2.-	-	P002	241SS-38	1			2 wires	CVVUCR	33	211121 P09	107	3.
116	PACS DC Supply Gr 1 . VDas1		PD2.-	-	P002	241SS-38	1				CVVUCR	33	211121 P09	116	
123	PACS DC Supply Gr 1 . VSS1		PD2.-	-	P002	241SS-38	1			2 wires	CVVUCR	33	211121 P09	123	
123	PACS DC Supply Gr 1 . VSS1		PD2.-	-	P002	241SS-38	1			2 wires	CVVUCR	33	211121 P09	123	3.
124	PACS DC Supply Gr 1 . VSSs1		PD2.-	-	P002	241SS-38	1				CVVUCR	33	211121 P09	124	
108	PACS DC Supply Gr 1 . CaP1		PD2.-	-	P002	241SS-38	1				CVVUCR	33	211121 P09	108	
117	PACS DC Supply Gr 1 . CaPs1		PD2.-	-	P002	241SS-38	1				CVVUCR	33	211121 P09	117	
109	PACS DC Supply Gr 1 . CaN1		PD2.-	-	P002	241SS-38	1			Steel 241SS38	CVVUCR	33	211121 P09	109	
118	PACS DC Supply Gr 1 . CaNS1		PD2.-	-	P002	241SS-38	1				CVVUCR	33	211121 P09	118	
125	PACS DC Supply Gr 1 . CaN11		PD2.-	-	P002	241SS-38	1			H24138SS	CVVUCR	33	211121 P09	125	
126	PACS DC Supply Gr 1 . CN1s1		PD2.-	-	P002	241SS-38	1				CVVUCR	33	211121 P09	126	
110	PACS DC Supply Gr 1 . CaN21		PD2.-	-	P002	241SS-38	1				CVVUCR	33	211121 P09	110	
119	PACS DC Supply Gr 1 . CN2s1		PD2.-	-	P002	241SS-38	1				CVVUCR	33	211121 P09	119	
127	PACS DC Supply Gr 1 . VDDr1		PD2.-	-	P002	241SS-38	1				CVVUCR	33	211121 P09	127	
128	PACS DC Supply Gr 1 . VDrs1		PD2.-	-	P002	241SS-38	1				CVVUCR	33	211121 P09	128	
111	PACS DC Supply Gr 1 . LVL1		PD2.-	-	P002	241SS-38	1				CVVUCR	33	211121 P09	111	
120	PACS DC Supply Gr 1 . LVLs1		PD2.-	-	P002	241SS-38	1				CVVUCR	33	211121 P09	120	
121	PACS DC Supply Gr 1 . WELL1		PD2.-	-	P002	241SS-38	1				CVVUCR	33	211121 P09	121	
114	PACS DC Supply Gr 1 . WELs1		PD2.-	-	P002	241SS-38	1				CVVUCR	33	211121 P09	114	
112	PACS DC Supply Gr 1 . SUB1		PD2.-	-	P002	241SS-38	1				CVVUCR	33	211121 P09	112	
113	PACS DC Supply Gr 1 . SUBs1		PD2.-	-	P002	241SS-38	1				CVVUCR	33	211121 P09	113	
122	PACS DC Supply Gr 1 . SH002		PD2.-	-	P002	241SS-38	1			Cable P002 Shd	CVVUCR	33	211121 P09	122	
-															
104	PACS Detec Bias Gr 1 . Zero1		PD3.-	-	P003	061SS-38	2			Steel 061SS 38	CVVUCR	33	211121 P09	104	
103	PACS Detec Bias Gr 1 . Zers1		PD3.-	-	P003	061SS-38	2				CVVUCR	33	211121 P09	103	
092	PACS Detec Bias Gr 1 . Gnd1		PD3.-	-	P003	061SS-38	2			H06138SS	CVVUCR	33	211121 P09	092	
102	PACS Detec Bias Gr 1 . GnSe1		PD3.-	-	P003	061SS-38	2				CVVUCR	33	211121 P09	102	
093	PACS Detec Bias Gr 1 . R1		PD3.-	-	P003	061SS-38	2				CVVUCR	33	211121 P09	093	
091	PACS Detec Bias Gr 1 . Rs1		PD3.-	-	P003	061SS-38	2				CVVUCR	33	211121 P09	091	
090	PACS Detec Bias Gr 1 . SH003		PD3.-	-	P003	061SS-38	2			Cable P003 Shd	CVVUCR	33	211121 P09	090	
-															
089	PACS Logic Supply Gr 1 . SELC1		PD1.-	-	P001	111SS-38	3			Steel 111SS38	CVVUCR	33	211121 P09	089	
101	PACS Logic Supply Gr 1 . SEL11		PD1.-	-	P001	111SS-38	3				CVVUCR	33	211121 P09	101	
100	PACS Logic Supply Gr 1 . SEL21		PD1.-	-	P001	111SS-38	3				CVVUCR	33	211121 P09	100	
088	PACS Logic Supply Gr 1 . CaDs1		PD1.-	-	P001	111SS-38	3			H11138SS	CVVUCR	33	211121 P09	088	
087	PACS Logic Supply Gr 1 . CaD1		PD1.-	-	P001	111SS-38	3				CVVUCR	33	211121 P09	087	
099	PACS Logic Supply Gr 1 . CnDs1		PD1.-	-	P001	111SS-38	3				CVVUCR	33	211121 P09	099	
098	PACS Logic Supply Gr 1 . CnD1		PD1.-	-	P001	111SS-38	3				CVVUCR	33	211121 P09	098	

Astrium GmbH	**Pin Allocation List**	Doc.No.: HP-2-ASED-IC-0015
Project: HERSCHEL	**(Harness)**	Issue: 1.0 Date: 21.04.2004
		Sheet: PAL-2 (of 4)

Connector: 313100 J08 **Function:** PACS SVM CB1 (PACS Bundle 01) **Conn.-Type:** SCC340104401B032435P

Item: HPSVMCB1 **Location:** 28 / I/F CB ab. SVM Panel 8 (PACS) **Backshell:** 440 FS 110 M 24 03

EMC-Category: 3I/LL Sig H fr CVVFT to SVMCB

		Interface-Code					Grouping:							
Pin	**Signal Designation**	**Circuit**	**Signal**	**Pos.**	**Ch. ID**	**Wiring**	**Shd**	**Cable**	**Twist**	**Comment**	**Target-Item**	**Location**	**Connector**	**Pin**	**New**
086	PACS Logic Supply Gr 1 . VDDs1		PD1.-	-	P001	111SS-38	3				CVVUCR	33	211121 P09	086	
097	PACS Logic Supply Gr 1 . VDDd1		PD1.-	-	P001	111SS-38	3			2 Wires	CVVUCR	33	211121 P09	097	
097	PACS Logic Supply Gr 1 . VDDd1		PD1.-	-	P001	111SS-38	3			2 Wires	CVVUCR	33	211121 P09	097	3.
085	PACS Logic Supply Gr 1 . SH001		PD1.-	-	P001	111SS-38	3			Cable P001 Shd	CVVUCR	33	211121 P09	085	
-															
070	PACS Detec Out 01 1 . 1		PDO.-	-	P017	012SS-38	4			012SS38 TRIAX	CVVUCR	33	211121 P09	070	
069	PACS Detec Out 01 1 . I		PDO.-	-	P017	012SS-38	4			inner Shield	CVVUCR	33	211121 P09	069	
081	PACS Detec Out 01 1 . O		PDO.-	-	P017	012SS-38	4			outer Shield	CVVUCR	33	211121 P09	081	
-															
079	PACS Detec Out 02 1 . 1		PDO.-	-	P018	012SS-38	5			012SS38 TRIAX	CVVUCR	33	211121 P09	079	
080	PACS Detec Out 02 1 . I		PDO.-	-	P018	012SS-38	5			inner Shield	CVVUCR	33	211121 P09	080	
068	PACS Detec Out 02 1 . O		PDO.-	-	P018	012SS-38	5			outer Shield	CVVUCR	33	211121 P09	068	
-															
066	PACS Detec Out 03 1 . 1		PDO.-	-	P019	012SS-38	6			012SS38 TRIAX	CVVUCR	33	211121 P09	066	
078	PACS Detec Out 03 1 . I		PDO.-	-	P019	012SS-38	6			inner Shield	CVVUCR	33	211121 P09	078	
067	PACS Detec Out 03 1 . O		PDO.-	-	P019	012SS-38	6			outer Shield	CVVUCR	33	211121 P09	067	
-															
076	PACS Detec Out 04 1 . 1		PDO.-	-	P020	012SS-38	7			012SS38 TRIAX	CVVUCR	33	211121 P09	076	
065	PACS Detec Out 04 1 . I		PDO.-	-	P020	012SS-38	7			inner Shield	CVVUCR	33	211121 P09	065	
077	PACS Detec Out 04 1 . O		PDO.-	-	P020	012SS-38	7			outer Shield	CVVUCR	33	211121 P09	077	
-															
073	PACS Detec Out 05 1 . 1		PDO.-	-	P021	012SS-38	8			012SS38 TRIAX	CVVUCR	33	211121 P09	073	
062	PACS Detec Out 05 1 . I		PDO.-	-	P021	012SS-38	8			inner Shield	CVVUCR	33	211121 P09	062	
074	PACS Detec Out 05 1 . O		PDO.-	-	P021	012SS-38	8			outer Shield	CVVUCR	33	211121 P09	074	
-															
095	PACS Detec Out 06 1 . 1		PDO.-	-	P022	012SS-38	9			012SS38 TRIAX	CVVUCR	33	211121 P09	095	
084	PACS Detec Out 06 1 . I		PDO.-	-	P022	012SS-38	9			inner Shield	CVVUCR	33	211121 P09	084	
096	PACS Detec Out 06 1 . O		PDO.-	-	P022	012SS-38	9			outer Shield	CVVUCR	33	211121 P09	096	
-															
071	PACS Detec Out 07 1 . 1		PDO.-	-	P023	012SS-38	10			012SS38 TRIAX	CVVUCR	33	211121 P09	071	
083	PACS Detec Out 07 1 . I		PDO.-	-	P023	012SS-38	10			inner Shield	CVVUCR	33	211121 P09	083	
072	PACS Detec Out 07 1 . O		PDO.-	-	P023	012SS-38	10			outer Shield	CVVUCR	33	211121 P09	072	
-															
048	PACS Detec Outref a Gr 1 . 1		PDR.X	-	P13A	012BS-38	11			012SS38 TRIAX	CVVUCR	33	211121 P09	048	
049	PACS Detec Outref a Gr 1 . I		PDR.X	-	P13A	012BS-38	11			inner Shield	CVVUCR	33	211121 P09	049	
060	PACS Detec Outref a Gr 1 . O		PDR.X	-	P13A	012BS-38	11			outer Shield	CVVUCR	33	211121 P09	060	
-															
063	PACS Detec Out 08 1 . 1		PDO.-	-	P024	012SS-38	12			012SS38 TRIAX	CVVUCR	33	211121 P09	063	

Astrium GmbH	**Pin Allocation List**	Doc.No.: HP-2-ASED-IC-0015
Project: HERSCHEL	**(Harness)**	Issue: 1.0 Date: 21.04.2004
		Sheet: PAL-3 (of 4)

Connector: 313100 J08 **Function:** PACS SVM CB1 (PACS Bundle 01) **Conn.-Type:** SCC340104401B032435P

Item: HPSVMCB1 **Location:** 28 / I/F CB ab. SVM Panel 8 (PACS) **Backshell:** 440 FS 110 M 24 03

EMC-Category: 3I/LL Sig H fr CVVFT to SVMCB

		Interface-Code					Grouping:								
Pin	**Signal Designation**	**Circuit**	**Signal**	**Pos.**	**Ch. ID**	**Wiring**	**Shd**	**Cable**	**Twist**	**Comment**	**Target-Item**	**Location**	**Connector**	**Pin**	**New**
075	PACS Detec Out 08 1 . I		PDO.-	-	P024	012SS-38	12			inner Shield	CVVUCR	33	211121 P09	075	
064	PACS Detec Out 08 1 . O		PDO.-	-	P024	012SS-38	12			outer Shield	CVVUCR	33	211121 P09	064	
-															
047	PACS Detec Out 09 1 . 1		PDO.-	-	P025	012SS-38	13			012SS38 TRIAX	CVVUCR	33	211121 P09	047	
046	PACS Detec Out 09 1 . I		PDO.-	-	P025	012SS-38	13			inner Shield	CVVUCR	33	211121 P09	046	
058	PACS Detec Out 09 1 . O		PDO.-	-	P025	012SS-38	13			outer Shield	CVVUCR	33	211121 P09	058	
-															
057	PACS Detec Out 10 1 . 1		PDO.-	-	P026	012SS-38	14			012SS38 TRIAX	CVVUCR	33	211121 P09	057	
056	PACS Detec Out 10 1 . I		PDO.-	-	P026	012SS-38	14			inner Shield	CVVUCR	33	211121 P09	056	
045	PACS Detec Out 10 1 . O		PDO.-	-	P026	012SS-38	14			outer Shield	CVVUCR	33	211121 P09	045	
-															
044	PACS Detec Out 11 1 . 1		PDO.-	-	P027	012SS-38	15			012SS38 TRIAX	CVVUCR	33	211121 P09	044	
043	PACS Detec Out 11 1 . I		PDO.-	-	P027	012SS-38	15			inner Shield	CVVUCR	33	211121 P09	043	
055	PACS Detec Out 11 1 . O		PDO.-	-	P027	012SS-38	15			outer Shield	CVVUCR	33	211121 P09	055	
-															
042	PACS Detec Out 12 1 . 1		PDO.-	-	P028	012SS-38	16			012SS38 TRIAX	CVVUCR	33	211121 P09	042	
053	PACS Detec Out 12 1 . I		PDO.-	-	P028	012SS-38	16			inner Shield	CVVUCR	33	211121 P09	053	
054	PACS Detec Out 12 1 . O		PDO.-	-	P028	012SS-38	16			outer Shield	CVVUCR	33	211121 P09	054	
-															
040	PACS Detec Out 13 1 . 1		PDO.-	-	P029	012SS-38	17			012SS38 TRIAX	CVVUCR	33	211121 P09	040	
041	PACS Detec Out 13 1 . I		PDO.-	-	P029	012SS-38	17			inner Shield	CVVUCR	33	211121 P09	041	
052	PACS Detec Out 13 1 . O		PDO.-	-	P029	012SS-38	17			outer Shield	CVVUCR	33	211121 P09	052	
-															
050	PACS Detec Outref b Gr 1 . b1		PDR.X	-	P13B	012BS-38	18			012SS38 TRIAX	CVVUCR	33	211121 P09	050	
039	PACS Detec Outref b Gr 1 . I		PDR.X	-	P13B	012BS-38	18			inner Shield	CVVUCR	33	211121 P09	039	
051	PACS Detec Outref b Gr 1 . O		PDR.X	-	P13B	012BS-38	18			outer Shield	CVVUCR	33	211121 P09	051	
-															
017	PACS Detec Synch Gr 1 . SIG		PDS.-	-	P030	021SS-38	19			2 wires	CVVUCR	33	211121 P09	017	
017	PACS Detec Synch Gr 1 . SIG		PDS.-	-	P030	021SS-38	19			2 wires	CVVUCR	33	211121 P09	017	3.
009	PACS Detec Synch Gr 1 . SH030		PDS.-	-	P030	021SS-38	19			Cable P030 Shd	CVVUCR	33	211121 P09	009	
-															
018	PACS Detec Clock Gr 1 . SIG		PDC.-	-	P031	021SS-38	20			2 Wires	CVVUCR	33	211121 P09	018	
018	PACS Detec Clock Gr 1 . SIG		PDC.-	-	P031	021SS-38	20			2 Wires	CVVUCR	33	211121 P09	018	3.
028	PACS Detec Clock Gr 1 . SH031		PDC.-	-	P031	021SS-38	20			Cable P031 Shd	CVVUCR	33	211121 P09	028	
-															
020	PACS Detec Tsens 1/2 . I161		PDT.-	-	P075	111SS-38	21			Steel 111SS38	CVVUCR	33	211121 P09	020	
031	PACS Detec Tsens 1/2 . U161		PDT.-	-	P075	111SS-38	21				CVVUCR	33	211121 P09	031	
021	PACS Detec Tsens 1/2 . U261		PDT.-	-	P075	111SS-38	21				CVVUCR	33	211121 P09	021	

Connector: 313100 J08 **Function:** PACS SVM CB1 (PACS Bundle 01) **Conn.-Type:** SCC340104401B032435P

Item: HPSVMCB1 **Location:** 28 / I/F CB ab. SVM Panel 8 (PACS) **Backshell:** 440 FS 110 M 24 03

EMC-Category: 3I/LL Sig H fr CVVFT to SVMCB

Pin	Signal Designation	Interface-Code Circuit	Signal	Pos.	Ch. ID	Wiring	Grouping: Shd	Cable	Twist	Comment	Target-Item	Location	Connector	Pin	New
032	PACS Detec Tsens 1/2 . U361		PDT.-	-	P075	111SS-38	21			H11138SS	CVVUCR	33	211121 P09	032	
022	PACS Detec Tsens 1/2 . I261		PDT.-	-	P075	111SS-38	21				CVVUCR	33	211121 P09	022	
033	PACS Detec Tsens 1/2 . I1192		PDT.-	-	P075	111SS-38	21				CVVUCR	33	211121 P09	033	
023	PACS Detec Tsens 1/2 . U1192		PDT.-	-	P075	111SS-38	21				CVVUCR	33	211121 P09	023	
034	PACS Detec Tsens 1/2 . U2192		PDT.-	-	P075	111SS-38	21				CVVUCR	33	211121 P09	034	
024	PACS Detec Tsens 1/2 . U3192		PDT.-	-	P075	111SS-38	21				CVVUCR	33	211121 P09	024	
035	PACS Detec Tsens 1/2 . I2192		PDT.-	-	P075	111SS-38	21				CVVUCR	33	211121 P09	035	
030	PACS Detec Tsens 1/2 . SH075		PDT.-	-	P075	111SS-38	21			Cable P075 Shd	CVVUCR	33	211121 P09	030	
-	NC														
-	NC														
-	NC														
-	NC														
-	NC														
-	NC														
-	NC														
-	NC														
-	NC														
-	NC														
-	NC														
-	NC														
-	NC														
-	NC														
-	NC														
-	NC														
-	NC														
-	NC														
-	NC														
-	NC														
-	NC														
-	NC														
-	NC														
-	NC														
-	NC														
-	NC														
-	NC														
-	NC														
CH	Connector Housing									Overall Shd con to Backshell					

Astrium GmbH	**Pin Allocation List**	Doc.No.: HP-2-ASED-IC-0015
Project: HERSCHEL	**(Harness)**	Issue: 1.0 Date: 21.04.2004
		Sheet: PAL-1 (of 4)

Connector: 313100 J07 **Function:** PACS SVM CB1 (PACS Bundle 02) **Conn.-Type:** SCC340104401B032235P

Item: HPSVMCB1 **Location:** 28 / I/F CB ab. SVM Panel 8 (PACS) **Backshell:** 440 FS 110 M 22 03

EMC-Category: 3I/LL Sig H fr CVVFT to SVMCB

		Interface-Code					Grouping:							
Pin	**Signal Designation**	**Circuit**	**Signal**	**Pos.**	**Ch. ID**	**Wiring**	**Shd**	**Cable**	**Twist**	**Comment**	**Target-Item**	**Location**	**Connector**	**Pin**	**New**
093	PACS Detec Out 21 . 2		PDO.-	-	P039	012SS-38	1			021SS38 TRIAX	CVVUCR	33	2I211121 P08	093	
092	PACS Detec Out 21 . I		PDO.-	-	P039	012SS-38	1			inner Shield	CVVUCR	33	2I211121 P08	092	
100	PACS Detec Out 21 . O		PDO.-	-	P039	012SS-38	1			outer Shield	CVVUCR	33	2I211121 P08	100	
-															
099	PACS Detec Out 22 . 2		PDO.-	-	P040	012SS-38	2			021SS38 TRIAX	CVVUCR	33	2I211121 P08	099	
098	PACS Detec Out 22 . I		PDO.-	-	P040	012SS-38	2			inner Shield	CVVUCR	33	2I211121 P08	098	
091	PACS Detec Out 22 . O		PDO.-	-	P040	012SS-38	2			outer Shield	CVVUCR	33	2I211121 P08	091	
-															
090	PACS Detec Out 23 . 2		PDO.-	-	P041	012SS-38	3			021SS38 TRIAX	CVVUCR	33	2I211121 P08	090	
081	PACS Detec Out 23 . I		PDO.-	-	P041	012SS-38	3			inner Shield	CVVUCR	33	2I211121 P08	081	
089	PACS Detec Out 23 . O		PDO.-	-	P041	012SS-38	3			outer Shield	CVVUCR	33	2I211121 P08	089	
-															
096	PACS Detec Out 24 . 2		PDO.-	-	P042	012SS-38	4			021SS38 TRIAX	CVVUCR	33	2I211121 P08	096	
095	PACS Detec Out 24 . I		PDO.-	-	P042	012SS-38	4			inner Shield	CVVUCR	33	2I211121 P08	095	
097	PACS Detec Out 24 . O		PDO.-	-	P042	012SS-38	4			outer Shield	CVVUCR	33	2I211121 P08	097	
-															
087	PACS Detec Out 25 . 2		PDO.-	-	P043	012SS-38	5			021SS38 TRIAX	CVVUCR	33	2I211121 P08	087	
094	PACS Detec Out 25 . I		PDO.-	-	P043	012SS-38	5			inner Shield	CVVUCR	33	2I211121 P08	094	
088	PACS Detec Out 25 . O		PDO.-	-	P043	012SS-38	5			outer Shield	CVVUCR	33	2I211121 P08	088	
-															
080	PACS Detec Outref b Gr 2 . 2		PDR.X	-	P14B	012BS-38	6			021SS38 TRIAX	CVVUCR	33	2I211121 P08	080	
070	PACS Detec Outref b Gr 2 . I		PDR.X	-	P14B	012BS-38	6			inner Shield	CVVUCR	33	2I211121 P08	070	
079	PACS Detec Outref b Gr 2 . O		PDR.X	-	P14B	012BS-38	6			outer Shield	CVVUCR	33	2I211121 P08	079	
-															
086	PACS Detec Synch Gr 2 . SIG		PDS.-	-	P044	021SS-38	7			2 Wires	CVVUCR	33	2I211121 P08	086	
086	PACS Detec Synch Gr 2 . SIG		PDS.-	-	P044	021SS-38	7			2 Wires	CVVUCR	33	2I211121 P08	086	3.
077	PACS Detec Synch Gr 2 . SH044		PDS.-	-	P044	021SS-38	7			Cable P044 Shd	CVVUCR	33	2I211121 P08	077	
-															
068	PACS Detec Clock Gr 2 . SIG		PDC.-	-	P045	021SS-38	8			2 Wires	CVVUCR	33	2I211121 P08	068	
068	PACS Detec Clock Gr 2 . SIG		PDC.-	-	P045	021SS-38	8			2 Wires	CVVUCR	33	2I211121 P08	068	3.
078	PACS Detec Clock Gr 2 . SH045		PDC.-	-	P045	021SS-38	8			Cable 045 Shd	CVVUCR	33	2I211121 P08	078	
-															
076	PACS Detec Out 14 . 2		PDO.-	-	P032	012SS-38	9			021SS38 TRIAX	CVVUCR	33	2I211121 P08	076	
075	PACS Detec Out 14 . I		PDO.-	-	P032	012SS-38	9			inner Shield	CVVUCR	33	2I211121 P08	075	
085	PACS Detec Out 14 . O		PDO.-	-	P032	012SS-38	9			outer Shield	CVVUCR	33	2I211121 P08	085	
-															
074	PACS Detec Out 15 . 2		PDO.-	-	P033	012SS-38	10			021SS38 TRIAX	CVVUCR	33	2I211121 P08	074	
083	PACS Detec Out 15 . I		PDO.-	-	P033	012SS-38	10			inner Shield	CVVUCR	33	2I211121 P08	083	

Astrium GmbH	**Pin Allocation List**	Doc.No.: HP-2-ASED-IC-0015
Project: HERSCHEL	**(Harness)**	Issue: 1.0 Date: 21.04.2004
		Sheet: PAL-2 (of 4)

Connector: 313100 J07 **Function:** PACS SVM CB1 (PACS Bundle 02) **Conn.-Type:** SCC340104401B032235P

Item: HPSVMCB1 **Location:** 28 / I/F CB ab. SVM Panel 8 (PACS) **Backshell:** 440 FS 110 M 22 03

EMC-Category: 3I/LL Sig H fr CVVFT to SVMCB

		Interface-Code					Grouping:								
Pin	**Signal Designation**	**Circuit**	**Signal**	**Pos.**	**Ch. ID**	**Wiring**	**Shd**	**Cable**	**Twist**	**Comment**	**Target-Item**	**Location**	**Connector**	**Pin**	**New**
084	PACS Detec Out 15 . O		PDO.-	-	P033	012SS-38	10			outer Shield	CVVUCR	33	2I211121 P08	084	
-															
072	PACS Detec Out 16 . 2		PDO.-	-	P034	012SS-38	11			021SS38 TRIAX	CVVUCR	33	2I211121 P08	072	
073	PACS Detec Out 16 . I		PDO.-	-	P034	012SS-38	11			inner Shield	CVVUCR	33	2I211121 P08	073	
082	PACS Detec Out 16 . O		PDO.-	-	P034	012SS-38	11			outer Shield	CVVUCR	33	2I211121 P08	082	
-															
061	PACS Detec Out 17 . 2		PDO.-	-	P035	012SS-38	12			021SS38 TRIAX	CVVUCR	33	2I211121 P08	061	
071	PACS Detec Out 17 . I		PDO.-	-	P035	012SS-38	12			inner Shield	CVVUCR	33	2I211121 P08	071	
060	PACS Detec Out 17 . O		PDO.-	-	P035	012SS-38	12			outer Shield	CVVUCR	33	2I211121 P08	060	
-															
059	PACS Detec Out 18 . 2		PDO.-	-	P036	012SS-38	13			021SS38 TRIAX	CVVUCR	33	2I211121 P08	059	
058	PACS Detec Out 18 . I		PDO.-	-	P036	012SS-38	13			inner Shield	CVVUCR	33	2I211121 P08	058	
069	PACS Detec Out 18 . O		PDO.-	-	P036	012SS-38	13			outer Shield	CVVUCR	33	2I211121 P08	069	
-															
055	PACS Detec Out 19 . 2		PDO.-	-	P037	012SS-38	14			021SS38 TRIAX	CVVUCR	33	2I211121 P08	055	
066	PACS Detec Out 19 . I		PDO.-	-	P037	012SS-38	14			inner Shield	CVVUCR	33	2I211121 P08	066	
065	PACS Detec Out 19 . O		PDO.-	-	P037	012SS-38	14			outer Shield	CVVUCR	33	2I211121 P08	065	
-															
053	PACS Detec Out 20 . 2		PDO.-	-	P038	012SS-38	15			021SS38 TRIAX	CVVUCR	33	2I211121 P08	053	
054	PACS Detec Out 20 . I		PDO.-	-	P038	012SS-38	15			inner Shield	CVVUCR	33	2I211121 P08	054	
064	PACS Detec Out 20 . O		PDO.-	-	P038	012SS-38	15			outer Shield	CVVUCR	33	2I211121 P08	064	
-															
052	PACS Detec Outref a Gr 2 . 2		PDR.X	-	P14A	012BS-38	16			021SS38 TRIAX	CVVUCR	33	2I211121 P08	052	
051	PACS Detec Outref a Gr 2 . I		PDR.X	-	P14A	012BS-38	16			inner Shield	CVVUCR	33	2I211121 P08	051	
062	PACS Detec Outref a Gr 2 . O		PDR.X	-	P14A	012BS-38	16			outer Shield	CVVUCR	33	2I211121 P08	062	
-															
041	PACS Logic Supply Gr 2 . SELC2		PD1.-	-	P004	111SS-38	17			Steel 111SS38	CVVUCR	33	2I211121 P08	041	
031	PACS Logic Supply Gr 2 . SEL12		PD1.-	-	P004	111SS-38	17				CVVUCR	33	2I211121 P08	031	
042	PACS Logic Supply Gr 2 . SEL22		PD1.-	-	P004	111SS-38	17			H11138SS	CVVUCR	33	2I211121 P08	042	
032	PACS Logic Supply Gr 2 . CaDs2		PD1.-	-	P004	111SS-38	17				CVVUCR	33	2I211121 P08	032	
043	PACS Logic Supply Gr 2 . CaD2		PD1.-	-	P004	111SS-38	17				CVVUCR	33	2I211121 P08	043	
033	PACS Logic Supply Gr 2 . CnDs2		PD1.-	-	P004	111SS-38	17				CVVUCR	33	2I211121 P08	033	
044	PACS Logic Supply Gr 2 . CnD2		PD1.-	-	P004	111SS-38	17				CVVUCR	33	2I211121 P08	044	
034	PACS Logic Supply Gr 2 . VDDs2		PD1.-	-	P004	111SS-38	17				CVVUCR	33	2I211121 P08	034	
045	PACS Logic Supply Gr 2 . VDD2		PD1.-	-	P004	111SS-38	17			2 Wires	CVVUCR	33	2I211121 P08	045	
045	PACS Logic Supply Gr 2 . VDD2		PD1.-	-	P004	111SS-38	17			2 Wires	CVVUCR	33	2I211121 P08	045	3.
030	PACS Logic Supply Gr 2 . SH004		PD1.-	-	P004	111SS-38	17			Cable P004 Shd	CVVUCR	33	2I211121 P08	030	
-															

Astrium GmbH	**Pin Allocation List** (Harness)	Doc.No.: HP-2-ASED-IC-0015
Project: HERSCHEL		Issue: 1.0 Date: 21.04.2004
		Sheet: PAL-3 (of 4)

Connector: 313100 J07 **Function:** PACS SVM CB1 (PACS Bundle 02) **Conn.-Type:** SCC340104401B032235P

Item: HPSVMCB1 **Location:** 28 / I/F CB ab. SVM Panel 8 (PACS) **Backshell:** 440 FS 110 M 22 03

EMC-Category: 3I/LL Sig H fr CVVFT to SVMCB

		Interface-Code					Grouping:								
Pin	**Signal Designation**	**Circuit**	**Signal**	**Pos.**	**Ch. ID**	**Wiring**	**Shd**	**Cable**	**Twist**	**Comment**	**Target-Item**	**Location**	**Connector**	**Pin**	**New**
009	PACS DC Supply Gr 2 . VDDa2		PD2.-	-	P005	241SS-38	18			2 Wires	CVVUCR	33	2I211121 P08	009	
009	PACS DC Supply Gr 2 . VDDa2		PD2.-	-	P005	241SS-38	18			2 Wires	CVVUCR	33	2I211121 P08	009	3.
018	PACS DC Supply Gr 2 . VDas2		PD2.-	-	P005	241SS-38	18				CVVUCR	33	2I211121 P08	018	
010	PACS DC Supply Gr 2 . VSS2		PD2.-	-	P005	241SS-38	18			2 Wires	CVVUCR	33	2I211121 P08	010	
010	PACS DC Supply Gr 2 . VSS2		PD2.-	-	P005	241SS-38	18			2 Wires	CVVUCR	33	2I211121 P08	010	3.
019	PACS DC Supply Gr 2 . VSSs2		PD2.-	-	P005	241SS-38	18				CVVUCR	33	2I211121 P08	019	
011	PACS DC Supply Gr 2 . CaP2		PD2.-	-	P005	241SS-38	18				CVVUCR	33	2I211121 P08	011	
020	PACS DC Supply Gr 2 . CaPs2		PD2.-	-	P005	241SS-38	18				CVVUCR	33	2I211121 P08	020	
012	PACS DC Supply Gr 2 . CaN2		PD2.-	-	P005	241SS-38	18			H24138SS	CVVUCR	33	2I211121 P08	012	
021	PACS DC Supply Gr 2 . CaNs2		PD2.-	-	P005	241SS-38	18				CVVUCR	33	2I211121 P08	021	
013	PACS DC Supply Gr 2 . CaN12		PD2.-	-	P005	241SS-38	18				CVVUCR	33	2I211121 P08	013	
022	PACS DC Supply Gr 2 . CN1s2		PD2.-	-	P005	241SS-38	18				CVVUCR	33	2I211121 P08	022	
014	PACS DC Supply Gr 2 . CaN22		PD2.-	-	P005	241SS-38	18				CVVUCR	33	2I211121 P08	014	
023	PACS DC Supply Gr 2 . CN2s2		PD2.-	-	P005	241SS-38	18				CVVUCR	33	2I211121 P08	023	
015	PACS DC Supply Gr 2 . VDDr2		PD2.-	-	P005	241SS-38	18				CVVUCR	33	2I211121 P08	015	
024	PACS DC Supply Gr 2 . VDrs2		PD2.-	-	P005	241SS-38	18				CVVUCR	33	2I211121 P08	024	
006	PACS DC Supply Gr 2 . LVL2		PD2.-	-	P005	241SS-38	18				CVVUCR	33	2I211121 P08	006	
007	PACS DC Supply Gr 2 . LVLs2		PD2.-	-	P005	241SS-38	18				CVVUCR	33	2I211121 P08	007	
004	PACS DC Supply Gr 2 . WELL2		PD2.-	-	P005	241SS-38	18				CVVUCR	33	2I211121 P08	004	
005	PACS DC Supply Gr 2 . WELs2		PD2.-	-	P005	241SS-38	18				CVVUCR	33	2I211121 P08	005	
002	PACS DC Supply Gr 2 . SUB2		PD2.-	-	P005	241SS-38	18				CVVUCR	33	2I211121 P08	002	
003	PACS DC Supply Gr 2 . SUBs2		PD2.-	-	P005	241SS-38	18				CVVUCR	33	2I211121 P08	003	
001	PACS DC Supply Gr 2 . SH005		PD2.-	-	P005	241SS-38	18			Cable P005 Shd	CVVUCR	33	2I211121 P08	001	
-															
027	PACS Detec Bias Gr 2 . Zero2		PD3.-	-	P006	061SS-38	19			Steel 061SS38	CVVUCR	33	2I211121 P08	027	
038	PACS Detec Bias Gr 2 . Zers2		PD3.-	-	P006	061SS-38	19				CVVUCR	33	2I211121 P08	038	
028	PACS Detec Bias Gr 2 . Gnd2		PD3.-	-	P006	061SS-38	19				CVVUCR	33	2I211121 P08	028	
039	PACS Detec Bias Gr 2 . GnSe2		PD3.-	-	P006	061SS-38	19			H06138SS	CVVUCR	33	2I211121 P08	039	
029	PACS Detec Bias Gr 2 . R2		PD3.-	-	P006	061SS-38	19				CVVUCR	33	2I211121 P08	029	
040	PACS Detec Bias Gr 2 . Rs2		PD3.-	-	P006	061SS-38	19				CVVUCR	33	2I211121 P08	040	
037	PACS Detec Bias Gr 2 . SH006		PD3.-	-	P006	061SS-38	19			Cable P006 Shd	CVVUCR	33	2I211121 P08	037	
-	NC														
-	NC														
-	NC														
-	NC														
-	NC														
-	NC														
-	NC														
-	NC														
-	NC														

Astrium GmbH	**Pin Allocation List** (Harness)	Doc.No.: HP-2-ASED-IC-0015
Project: HERSCHEL		Issue: 1.0 Date: 21.04.2004
		Sheet: PAL-4 (of 4)

Connector: 313100 J07 **Function:** PACS SVM CB1 (PACS Bundle 02) **Conn.-Type:** SCC340104401B032235P

Item: HPSVMCB1 **Location:** 28 / I/F CB ab. SVM Panel 8 (PACS) **Backshell:** 440 FS 110 M 22 03

EMC-Category: 3I/LL Sig H fr CVVFT to SVMCB

Pin	Signal Designation	Interface-Code Circuit	Signal	Pos.	Ch. ID	Wiring	Grouping: Shd	Cable	Twist	Comment	Target-Item	Location	Connector	Pin	New
-	NC														
-	NC														
-	NC														
-	NC														
-	NC														
-	NC														
-															
CH	Connector Housing									Overall Shd con to Backshell					

Astrium GmbH	**Pin Allocation List**	Doc.No.: HP-2-ASED-IC-0015
Project: HERSCHEL	**(Harness)**	Issue: 1.0 Date: 21.04.2004
		Sheet: PAL-1 (of 5)

Connector: 313100 J02 **Function:** PACS SVM CB1 (PACS Bundle 03) **Conn.-Type:** SCC340104401B032435P

Item: HPSVMCB1 **Location:** 28 / I/F CB ab. SVM Panel 8 (PACS) **Backshell:** 440 FS 110 M 24 03

EMC-Category: 3I/LL Sig H fr CVVFT to SVMCB

		Interface-Code					Grouping:								
Pin	**Signal Designation**	**Circuit**	**Signal**	**Pos.**	**Ch. ID**	**Wiring**	**Shd**	**Cable**	**Twist**	**Comment**	**Target-Item**	**Location**	**Connector**	**Pin**	**New**
107	PACS DC Supply Gr 3 . VDDa3		PD2.-	-	P008	241SS-38	1			2 Wires	CVVUCR	33	211121 P02	107	
107	PACS DC Supply Gr 3 . VDDa3		PD2.-	-	P008	241SS-38	1			2 Wires	CVVUCR	33	211121 P02	107	3.
116	PACS DC Supply Gr 3 . VDas3		PD2.-	-	P008	241SS-38	1				CVVUCR	33	211121 P02	116	
123	PACS DC Supply Gr 3 . VSS3		PD2.-	-	P008	241SS-38	1			2 Wires	CVVUCR	33	211121 P02	123	
123	PACS DC Supply Gr 3 . VSS3		PD2.-	-	P008	241SS-38	1			2 Wires	CVVUCR	33	211121 P02	123	3.
124	PACS DC Supply Gr 3 . VSSs3		PD2.-	-	P008	241SS-38	1				CVVUCR	33	211121 P02	124	
108	PACS DC Supply Gr 3 . CaP3		PD2.-	-	P008	241SS-38	1				CVVUCR	33	211121 P02	108	
117	PACS DC Supply Gr 3 . CaPs3		PD2.-	-	P008	241SS-38	1				CVVUCR	33	211121 P02	117	
109	PACS DC Supply Gr 3 . CaN3		PD2.-	-	P008	241SS-38	1			Steel 241SS38	CVVUCR	33	211121 P02	109	
118	PACS DC Supply Gr 3 . CaNs3		PD2.-	-	P008	241SS-38	1				CVVUCR	33	211121 P02	118	
125	PACS DC Supply Gr 3 . CaN13		PD2.-	-	P008	241SS-38	1				CVVUCR	33	211121 P02	125	
126	PACS DC Supply Gr 3 . CN1s3		PD2.-	-	P008	241SS-38	1			H24138SS	CVVUCR	33	211121 P02	126	
110	PACS DC Supply Gr 3 . CaN23		PD2.-	-	P008	241SS-38	1				CVVUCR	33	211121 P02	110	
119	PACS DC Supply Gr 3 . CN2s3		PD2.-	-	P008	241SS-38	1				CVVUCR	33	211121 P02	119	
127	PACS DC Supply Gr 3 . VDDr3		PD2.-	-	P008	241SS-38	1				CVVUCR	33	211121 P02	127	
128	PACS DC Supply Gr 3 . VDrs3		PD2.-	-	P008	241SS-38	1				CVVUCR	33	211121 P02	128	
111	PACS DC Supply Gr 3 . LVL3		PD2.-	-	P008	241SS-38	1				CVVUCR	33	211121 P02	111	
120	PACS DC Supply Gr 3 . LVLs3		PD2.-	-	P008	241SS-38	1				CVVUCR	33	211121 P02	120	
121	PACS DC Supply Gr 3 . WELL3		PD2.-	-	P008	241SS-38	1				CVVUCR	33	211121 P02	121	
114	PACS DC Supply Gr 3 . WELs3		PD2.-	-	P008	241SS-38	1				CVVUCR	33	211121 P02	114	
112	PACS DC Supply Gr 3 . SUB3		PD2.-	-	P008	241SS-38	1				CVVUCR	33	211121 P02	112	
113	PACS DC Supply Gr 3 . SUBs3		PD2.-	-	P008	241SS-38	1				CVVUCR	33	211121 P02	113	
122	PACS DC Supply Gr 3 . SH008		PD2.-	-	P008	241SS-38	1			Cable P008 Shd	CVVUCR	33	211121 P02	122	
-															
104	PACS Detec Bias Gr 3 . Zero3		PD3.-	-	P009	061SS-38	2			Steel 061SS38	CVVUCR	33	211121 P02	104	
103	PACS Detec Bias Gr 3 . Zers3		PD3.-	-	P009	061SS-38	2				CVVUCR	33	211121 P02	103	
092	PACS Detec Bias Gr 3 . Gnd3		PD3.-	-	P009	061SS-38	2				CVVUCR	33	211121 P02	092	
102	PACS Detec Bias Gr 3 . GnSe3		PD3.-	-	P009	061SS-38	2			H06138SS	CVVUCR	33	211121 P02	102	
093	PACS Detec Bias Gr 3 . R3		PD3.-	-	P009	061SS-38	2				CVVUCR	33	211121 P02	093	
091	PACS Detec Bias Gr 3 . Rs3		PD3.-	-	P009	061SS-38	2				CVVUCR	33	211121 P02	091	
090	PACS Detec Bias Gr 3 . SH009		PD3.-	-	P009	061SS-38	2			Cable P009 Shd	CVVUCR	33	211121 P02	090	
-															
089	PACS Logic Supply Gr 3 . SELC3		PD1.-	-	P007	111SS-38	3			Steel 111SS38	CVVUCR	33	211121 P02	089	
101	PACS Logic Supply Gr 3 . SEL13		PD1.-	-	P007	111SS-38	3				CVVUCR	33	211121 P02	101	
100	PACS Logic Supply Gr 3 . SEL23		PD1.-	-	P007	111SS-38	3				CVVUCR	33	211121 P02	100	
088	PACS Logic Supply Gr 3 . CaDs3		PD1.-	-	P007	111SS-38	3			H11138SS	CVVUCR	33	211121 P02	088	
087	PACS Logic Supply Gr 3 . CaD3		PD1.-	-	P007	111SS-38	3				CVVUCR	33	211121 P02	087	
099	PACS Logic Supply Gr 3 . CnDs3		PD1.-	-	P007	111SS-38	3				CVVUCR	33	211121 P02	099	
098	PACS Logic Supply Gr 3 . CnD3		PD1.-	-	P007	111SS-38	3				CVVUCR	33	211121 P02	098	

Astrium GmbH	**Pin Allocation List** (Harness)	Doc.No.: HP-2-ASED-IC-0015
Project: HERSCHEL		Issue: 1.0 Date: 21.04.2004
		Sheet: PAL-2 (of 5)

Connector: 313100 J02 **Function:** PACS SVM CB1 (PACS Bundle 03) **Conn.-Type:** SCC340104401B032435P

Item: HPSVMCB1 **Location:** 28 / I/F CB ab. SVM Panel 8 (PACS) **Backshell:** 440 FS 110 M 24 03

EMC-Category: 3I/LL Sig H fr CVVFT to SVMCB

Pin	Signal Designation	Interface-Code Circuit	Signal	Pos.	Ch. ID	Wiring	Grouping: Shd	Cable	Twist	Comment	Target-Item	Location	Connector	Pin	New
086	PACS Logic Supply Gr 3 . VDDs3		PD1.-	-	P007	111SS-38	3				CVVUCR	33	211121 P02	086	
097	PACS Logic Supply Gr 3 . VDD3		PD1.-	-	P007	111SS-38	3			2 Wires	CVVUCR	33	211121 P02	097	
097	PACS Logic Supply Gr 3 . VDD3		PD1.-	-	P007	111SS-38	3			2 Wires	CVVUCR	33	211121 P02	097	3.
085	PACS Logic Supply Gr 3 . SH007		PD1.-	-	P007	111SS-38	3			Cable P007 Shd	CVVUCR	33	211121 P02	085	
-															
070	PACS Detec Out 01 . 3		PDO.-	-	P046	012SS-38	4			012SS38 TRIAX	CVVUCR	33	211121 P02	070	
069	PACS Detec Out 01 . I		PDO.-	-	P046	012SS-38	4			inner Shield	CVVUCR	33	211121 P02	069	
081	PACS Detec Out 01 . O		PDO.-	-	P046	012SS-38	4			outer Shield	CVVUCR	33	211121 P02	081	
-															
079	PACS Detec Out 02 . 3		PDO.-	-	P047	012SS-38	5			012SS38 TRIAX	CVVUCR	33	211121 P02	079	
080	PACS Detec Out 02 . I		PDO.-	-	P047	012SS-38	5			inner Shield	CVVUCR	33	211121 P02	080	
068	PACS Detec Out 02 . O		PDO.-	-	P047	012SS-38	5			outer Shield	CVVUCR	33	211121 P02	068	
-															
066	PACS Detec Out 03 . 3		PDO.-	-	P048	012SS-38	6			012SS38 TRIAX	CVVUCR	33	211121 P02	066	
078	PACS Detec Out 03 . I		PDO.-	-	P048	012SS-38	6			inner Shield	CVVUCR	33	211121 P02	078	
067	PACS Detec Out 03 . O		PDO.-	-	P048	012SS-38	6			outer Shield	CVVUCR	33	211121 P02	067	
-															
076	PACS Detec Out 04 . 3		PDO.-	-	P049	012SS-38	7			012SS38 TRIAX	CVVUCR	33	211121 P02	076	
065	PACS Detec Out 04 . I		PDO.-	-	P049	012SS-38	7			inner Shield	CVVUCR	33	211121 P02	065	
077	PACS Detec Out 04 . O		PDO.-	-	P049	012SS-38	7			outer Shield	CVVUCR	33	211121 P02	077	
-															
073	PACS Detec Out 05 . 3		PDO.-	-	P050	012SS-38	8			012SS38 TRIAX	CVVUCR	33	211121 P02	073	
062	PACS Detec Out 05 . I		PDO.-	-	P050	012SS-38	8			inner Shield	CVVUCR	33	211121 P02	062	
074	PACS Detec Out 05 . O		PDO.-	-	P050	012SS-38	8			outer Shield	CVVUCR	33	211121 P02	074	
-															
095	PACS Detec Out 06 . 3		PDO.-	-	P051	012SS-38	9			012SS38 TRIAX	CVVUCR	33	211121 P02	095	
084	PACS Detec Out 06 . I		PDO.-	-	P051	012SS-38	9			inner Shield	CVVUCR	33	211121 P02	084	
096	PACS Detec Out 06 . O		PDO.-	-	P051	012SS-38	9			outer Shield	CVVUCR	33	211121 P02	096	
-															
071	PACS Detec Out 07 . 3		PDO.-	-	P052	012SS-38	10			012SS38 TRIAX	CVVUCR	33	211121 P02	071	
083	PACS Detec Out 07 . I		PDO.-	-	P052	012SS-38	10			inner Shield	CVVUCR	33	211121 P02	083	
072	PACS Detec Out 07 . O		PDO.-	-	P052	012SS-38	10			outer Shield	CVVUCR	33	211121 P02	072	
-															
048	PACS Detec Outref a Gr 3 . 3		PDR.-	-	P15A	012SS-38	11			012SS38 TRIAX	CVVUCR	33	211121 P02	048	
049	PACS Detec Outref a Gr 3 . I		PDR.-	-	P15A	012SS-38	11			inner Shield	CVVUCR	33	211121 P02	049	
060	PACS Detec Outref a Gr 3 . O		PDR.-	-	P15A	012SS-38	11			outer Shield	CVVUCR	33	211121 P02	060	
-															
063	PACS Detec Out 08 . 3		PDO.-	-	P053	012SS-38	12			012SS38 TRIAX	CVVUCR	33	211121 P02	063	

Astrium GmbH	**Pin Allocation List**	Doc.No.: HP-2-ASED-IC-0015
Project: HERSCHEL	**(Harness)**	Issue: 1.0 Date: 21.04.2004
		Sheet: PAL-3 (of 5)

Connector: 313100 J02 **Function:** PACS SVM CB1 (PACS Bundle 03) **Conn.-Type:** SCC340104401B032435P

Item: HPSVMCB1 **Location:** 28 / I/F CB ab. SVM Panel 8 (PACS) **Backshell:** 440 FS 110 M 24 03

EMC-Category: 3I/LL Sig H fr CVVFT to SVMCB

		Interface-Code					Grouping:							
Pin	**Signal Designation**	**Circuit**	**Signal**	**Pos.**	**Ch. ID**	**Wiring**	**Shd**	**Cable**	**Twist**	**Comment**	**Target-Item**	**Location**	**Connector**	**Pin**	**New**
075	PACS Detec Out 08 . I		PDO.-	-	P053	012SS-38	12			inner Shield	CVVUCR	33	211121 P02	075	
064	PACS Detec Out 08 . O		PDO.-	-	P053	012SS-38	12			outer Shield	CVVUCR	33	211121 P02	064	
-															
047	PACS Detec Out 09 . 3		PDO.-	-	P054	012SS-38	13			012SS38 TRIAX	CVVUCR	33	211121 P02	047	
046	PACS Detec Out 09 . I		PDO.-	-	P054	012SS-38	13			inner Shield	CVVUCR	33	211121 P02	046	
058	PACS Detec Out 09 . O		PDO.-	-	P054	012SS-38	13			outer Shield	CVVUCR	33	211121 P02	058	
-															
057	PACS Detec Out 10 . 3		PDO.-	-	P055	012SS-38	14			012SS38 TRIAX	CVVUCR	33	211121 P02	057	
056	PACS Detec Out 10 . I		PDO.-	-	P055	012SS-38	14			inner Shield	CVVUCR	33	211121 P02	056	
045	PACS Detec Out 10 . O		PDO.-	-	P055	012SS-38	14			outer Shield	CVVUCR	33	211121 P02	045	
-															
044	PACS Detec Out 11 . 3		PDO.-	-	P056	012SS-38	15			012SS38 TRIAX	CVVUCR	33	211121 P02	044	
043	PACS Detec Out 11 . I		PDO.-	-	P056	012SS-38	15			inner Shield	CVVUCR	33	211121 P02	043	
055	PACS Detec Out 11 . O		PDO.-	-	P056	012SS-38	15			outer Shield	CVVUCR	33	211121 P02	055	
-															
042	PACS Detec Out 12 . 3		PDO.-	-	P057	012SS-38	16			012SS38 TRIAX	CVVUCR	33	211121 P02	042	
053	PACS Detec Out 12 . I		PDO.-	-	P057	012SS-38	16			inner Shield	CVVUCR	33	211121 P02	053	
054	PACS Detec Out 12 . O		PDO.-	-	P057	012SS-38	16			outer Shield	CVVUCR	33	211121 P02	054	
-															
040	PACS Detec Out 13 . 3		PDO.-	-	P058	012SS-38	17			012SS38 TRIAX	CVVUCR	33	211121 P02	040	
041	PACS Detec Out 13 . I		PDO.-	-	P058	012SS-38	17			inner Shield	CVVUCR	33	211121 P02	041	
052	PACS Detec Out 13 . O		PDO.-	-	P058	012SS-38	17			outer Shield	CVVUCR	33	211121 P02	052	
-															
050	PACS Detec Outref b Gr 3 . 3		PDR.-	-	P15B	012SS-38	18			012SS38 TRIAX	CVVUCR	33	211121 P02	050	
039	PACS Detec Outref b Gr 3 . I		PDR.-	-	P15B	012SS-38	18			inner Shield	CVVUCR	33	211121 P02	039	
051	PACS Detec Outref b Gr 3 . O		PDR.-	-	P15B	012SS-38	18			outer Shield	CVVUCR	33	211121 P02	051	
-															
017	PACS Detec Synch Gr 3 . SIG		PDS.-	-	P059	021SS-38	19			2 Wires	CVVUCR	33	211121 P02	017	
017	PACS Detec Synch Gr 3 . SIG		PDS.-	-	P059	021SS-38	19			2 Wires	CVVUCR	33	211121 P02	017	3.
009	PACS Detec Synch Gr 3 . SH059		PDS.-	-	P059	021SS-38	19			Cable P059 Shd	CVVUCR	33	211121 P02	009	
-															
018	PACS Detec Clock Gr 3 . SIG		PDC.-	-	P060	021SS-38	20			2 Wires	CVVUCR	33	211121 P02	018	
018	PACS Detec Clock Gr 3 . SIG		PDC.-	-	P060	021SS-38	20			2 Wires	CVVUCR	33	211121 P02	018	3.
028	PACS Detec Clock Gr 3 . SH060		PDC.-	-	P060	021SS-38	20			Cable P060 Shd	CVVUCR	33	211121 P02	028	
-															
010	PACS Detec Tsens+H Sup 3/4 . I163		PD4.-	-	P076	191SS-38	21			Steel 191SS38	CVVUCR	33	211121 P02	010	
019	PACS Detec Tsens+H Sup 3/4 . U163		PD4.-	-	P076	191SS-38	21				CVVUCR	33	211121 P02	019	
011	PACS Detec Tsens+H Sup 3/4 . U263		PD4.-	-	P076	191SS-38	21				CVVUCR	33	211121 P02	011	

Astrium GmbH	**Pin Allocation List** (Harness)	Doc.No.: HP-2-ASED-IC-0015
Project: HERSCHEL		Issue: 1.0 Date: 21.04.2004
		Sheet: PAL-4 (of 5)

Connector: 313100 J02 **Function:** PACS SVM CB1 (PACS Bundle 03) **Conn.-Type:** SCC340104401B032435P

Item: HPSVMCB1 **Location:** 28 / I/F CB ab. SVM Panel 8 (PACS) **Backshell:** 440 FS 110 M 24 03

EMC-Category: 3I/LL Sig H fr CVVFT to SVMCB

		Interface-Code					Grouping:							
Pin	**Signal Designation**	**Circuit**	**Signal**	**Pos.**	**Ch. ID**	**Wiring**	**Shd**	**Cable**	**Twist**	**Comment**	**Target-Item**	**Location**	**Connector**	**Pin**	**New**
020	PACS Detec Tsens+H Sup 3/4 . U363		PD4.-	-	P076	191SS-38	21			H19138SS	CVVUCR	33	211121 P02	020	
012	PACS Detec Tsens+H Sup 3/4 . I263		PD4.-	-	P076	191SS-38	21				CVVUCR	33	211121 P02	012	
021	PACS Detec Tsens+H Sup 3/4 . I1194		PD4.-	-	P076	191SS-38	21				CVVUCR	33	211121 P02	021	
013	PACS Detec Tsens+H Sup 3/4 . U1194		PD4.-	-	P076	191SS-38	21				CVVUCR	33	211121 P02	013	
022	PACS Detec Tsens+H Sup 3/4 . U2194		PD4.-	-	P076	191SS-38	21				CVVUCR	33	211121 P02	022	
014	PACS Detec Tsens+H Sup 3/4 . U3194		PD4.-	-	P076	191SS-38	21				CVVUCR	33	211121 P02	014	
023	PACS Detec Tsens+H Sup 3/4 . I2194		PD4.-	-	P076	191SS-38	21				CVVUCR	33	211121 P02	023	
004	PACS Detec Tsens+H Sup 3/4 . He1hi		PD4.-	-	P076	191SS-38	21			2 Wires	CVVUCR	33	211121 P02	004	
004	PACS Detec Tsens+H Sup 3/4 . He1hi		PD4.-	-	P076	191SS-38	21			2 Wires	CVVUCR	33	211121 P02	004	3.
005	PACS Detec Tsens+H Sup 3/4 . He1lo		PD4.-	-	P076	191SS-38	21			2 Wires	CVVUCR	33	211121 P02	005	
005	PACS Detec Tsens+H Sup 3/4 . He1lo		PD4.-	-	P076	191SS-38	21			2 Wires	CVVUCR	33	211121 P02	005	3.
006	PACS Detec Tsens+H Sup 3/4 . He2hi		PD4.-	-	P076	191SS-38	21			2 Wires	CVVUCR	33	211121 P02	006	
006	PACS Detec Tsens+H Sup 3/4 . He2hi		PD4.-	-	P076	191SS-38	21			2 Wires	CVVUCR	33	211121 P02	006	3.
007	PACS Detec Tsens+H Sup 3/4 . He2lo		PD4.-	-	P076	191SS-38	21			2 Wires	CVVUCR	33	211121 P02	007	
007	PACS Detec Tsens+H Sup 3/4 . He2lo		PD4.-	-	P076	191SS-38	21			2 Wires	CVVUCR	33	211121 P02	007	3.
003	PACS Detec Tsens+H Sup 3/4 . SH076		PD4.-	-	P076	191SS-38	21			Cable P076 Shd	CVVUCR	33	211121 P02	003	
-	NC														
-	NC														
-	NC														
-	NC														
-	NC														
-	NC														
-	NC														
-	NC														
-	NC														
-	NC														
-	NC														
-	NC														
-	NC														
-	NC														
-	NC														
-	NC														
-	NC														
-	NC														
-	NC														
-	NC														
-	NC														
-	NC														
-	NC														
-	NC														
-	NC														
-	NC														

Astrium GmbH	**Pin Allocation List** (Harness)	Doc.No.: HP-2-ASED-IC-0015
Project: HERSCHEL		Issue: 1.0 Date: 21.04.2004
		Sheet: PAL-5 (of 5)

Connector: 313100 J02 **Function:** PACS SVM CB1 (PACS Bundle 03) **Conn.-Type:** SCC340104401B032435P

Item: HPSVMCB1 **Location:** 28 / I/F CB ab. SVM Panel 8 (PACS) **Backshell:** 440 FS 110 M 24 03

EMC-Category: 3I/LL Sig H fr CVVFT to SVMCB

Pin	Signal Designation	Interface-Code Circuit	Signal	Pos.	Ch. ID	Wiring	Grouping: Shd	Cable	Twist	Comment	Target-Item	Location	Connector	Pin	New
-	NC														
-	NC														
-															
CH	Connector Housing									Overall Shd con to Backshell					

Astrium GmbH	**Pin Allocation List**	Doc.No.: HP-2-ASED-IC-0015
Project: HERSCHEL	**(Harness)**	Issue: 1.0 Date: 21.04.2004
		Sheet: PAL-1 (of 4)

Connector: 313100 J01 **Function:** PACS SVM CB1 (PACS Bundle 04) **Conn.-Type:** SCC340104401B032235P

Item: HPSVMCB1 **Location:** 28 / I/F CB ab. SVM Panel 8 (PACS) **Backshell:** 440 FS 110 M 22 03

EMC-Category: 3I/LL Sig H fr CVVFT to SVMCB

		Interface-Code					Grouping:							
Pin	**Signal Designation**	**Circuit**	**Signal**	**Pos.**	**Ch. ID**	**Wiring**	**Shd**	**Cable**	**Twist**	**Comment**	**Target-Item**	**Location**	**Connector**	**Pin**	**New**
093	PACS Detec Out 21 4 . 4		PDO.-	-	P068	012SS-38	1			012SS38 TRIAX	CVVUCR	33	211121 P01	093	
092	PACS Detec Out 21 4 . I		PDO.-	-	P068	012SS-38	1			inner Shield	CVVUCR	33	211121 P01	092	
100	PACS Detec Out 21 4 . O		PDO.-	-	P068	012SS-38	1			outer Shield	CVVUCR	33	211121 P01	100	
-															
099	PACS Detec Out 22 4 . 4		PDO.-	-	P069	012SS-38	2			012SS38 TRIAX	CVVUCR	33	211121 P01	099	
098	PACS Detec Out 22 4 . I		PDO.-	-	P069	012SS-38	2			inner Shield	CVVUCR	33	211121 P01	098	
091	PACS Detec Out 22 4 . O		PDO.-	-	P069	012SS-38	2			outer Shield	CVVUCR	33	211121 P01	091	
-															
090	PACS Detec Out 23 4 . 4		PDO.-	-	P070	012SS-38	3			012SS38 TRIAX	CVVUCR	33	211121 P01	090	
081	PACS Detec Out 23 4 . I		PDO.-	-	P070	012SS-38	3			inner Shield	CVVUCR	33	211121 P01	081	
089	PACS Detec Out 23 4 . O		PDO.-	-	P070	012SS-38	3			outer Shield	CVVUCR	33	211121 P01	089	
-															
096	PACS Detec Out 24 4 . 4		PDO.-	-	P071	012SS-38	4			012SS38 TRIAX	CVVUCR	33	211121 P01	096	
095	PACS Detec Out 24 4 . I		PDO.-	-	P071	012SS-38	4			inner Shield	CVVUCR	33	211121 P01	095	
097	PACS Detec Out 24 4 . O		PDO.-	-	P071	012SS-38	4			outer Shield	CVVUCR	33	211121 P01	097	
-															
087	PACS Detec Out 25 4 . 4		PDO.-	-	P072	012SS-38	5			012SS38 TRIAX	CVVUCR	33	211121 P01	087	
094	PACS Detec Out 25 4 . I		PDO.-	-	P072	012SS-38	5			inner Shield	CVVUCR	33	211121 P01	094	
088	PACS Detec Out 25 4 . O		PDO.-	-	P072	012SS-38	5			outer Shield	CVVUCR	33	211121 P01	088	
-															
080	PACS Detec Outref b Gr 4 . 4		PDR.-	-	P16B	012SS-38	6			012SS38 TRIAX	CVVUCR	33	211121 P01	080	
070	PACS Detec Outref b Gr 4 . I		PDR.-	-	P16B	012SS-38	6			inner Shield	CVVUCR	33	211121 P01	070	
079	PACS Detec Outref b Gr 4 . O		PDR.-	-	P16B	012SS-38	6			outer Shield	CVVUCR	33	211121 P01	079	
-															
086	PACS Detec Synch Gr 4 . SIG		PDS.-	-	P073	021SS-38	7			2 Wires	CVVUCR	33	211121 P01	086	
086	PACS Detec Synch Gr 4 . SIG		PDS.-	-	P073	021SS-38	7			2 Wires	CVVUCR	33	211121 P01	086	3.
077	PACS Detec Synch Gr 4 . SH073		PDS.-	-	P073	021SS-38	7			Cable P073 Shd	CVVUCR	33	211121 P01	077	
-															
068	PACS Detec Clock Gr 4 . SIG		PDC.-	-	P074	021SS-38	8			2 Wires	CVVUCR	33	211121 P01	068	
068	PACS Detec Clock Gr 4 . SIG		PDC.-	-	P074	021SS-38	8			2 Wires	CVVUCR	33	211121 P01	068	3.
078	PACS Detec Clock Gr 4 . SH074		PDC.-	-	P074	021SS-38	8			Cable P074 Shd	CVVUCR	33	211121 P01	078	
-															
076	PACS Detec Out 14 4 . 4		PDO.-	-	P061	012SS-38	9			012SS38 TRIAX	CVVUCR	33	211121 P01	076	
075	PACS Detec Out 14 4 . I		PDO.-	-	P061	012SS-38	9			inner Shield	CVVUCR	33	211121 P01	075	
085	PACS Detec Out 14 4 . O		PDO.-	-	P061	012SS-38	9			outer Shield	CVVUCR	33	211121 P01	085	
-															
074	PACS Detec Out 15 4 . 4		PDO.-	-	P062	012SS-38	10			012SS38 TRIAX	CVVUCR	33	211121 P01	074	
083	PACS Detec Out 15 4 . I		PDO.-	-	P062	012SS-38	10			inner Shield	CVVUCR	33	211121 P01	083	

Astrium GmbH	**Pin Allocation List**	Doc.No.: HP-2-ASED-IC-0015
Project: HERSCHEL	**(Harness)**	Issue: 1.0 Date: 21.04.2004
		Sheet: PAL-2 (of 4)

Connector: 313100 J01 **Function:** PACS SVM CB1 (PACS Bundle 04) **Conn.-Type:** SCC340104401B032235P

Item: HPSVMCB1 **Location:** 28 / I/F CB ab. SVM Panel 8 (PACS) **Backshell:** 440 FS 110 M 22 03

EMC-Category: 3I/LL Sig H fr CVVFT to SVMCB

		Interface-Code					Grouping:								
Pin	**Signal Designation**	**Circuit**	**Signal**	**Pos.**	**Ch. ID**	**Wiring**	**Shd**	**Cable**	**Twist**	**Comment**	**Target-Item**	**Location**	**Connector**	**Pin**	**New**
084	PACS Detec Out 15 4 . O		PDO.-	-	P062	012SS-38	10			outer Shield	CVVUCR	33	211121 P01	084	
-															
072	PACS Detec Out 16 4 . 4		PDO.-	-	P063	012SS-38	11			012SS38 TRIAX	CVVUCR	33	211121 P01	072	
073	PACS Detec Out 16 4 . I		PDO.-	-	P063	012SS-38	11			inner Shield	CVVUCR	33	211121 P01	073	
082	PACS Detec Out 16 4 . O		PDO.-	-	P063	012SS-38	11			outer Shield	CVVUCR	33	211121 P01	082	
-															
061	PACS Detec Out 17 4 . 4		PDO.-	-	P064	012SS-38	12			012SS38 TRIAX	CVVUCR	33	211121 P01	061	
071	PACS Detec Out 17 4 . I		PDO.-	-	P064	012SS-38	12			inner Shield	CVVUCR	33	211121 P01	071	
060	PACS Detec Out 17 4 . O		PDO.-	-	P064	012SS-38	12			outer Shield	CVVUCR	33	211121 P01	060	
-															
059	PACS Detec Out 18 4 . 4		PDO.-	-	P065	012SS-38	13			012SS38 TRIAX	CVVUCR	33	211121 P01	059	
058	PACS Detec Out 18 4 . I		PDO.-	-	P065	012SS-38	13			inner Shield	CVVUCR	33	211121 P01	058	
069	PACS Detec Out 18 4 . O		PDO.-	-	P065	012SS-38	13			outer Shield	CVVUCR	33	211121 P01	069	
-															
055	PACS Detec Out 19 4 . 4		PDO.-	-	P066	012SS-38	14			012SS38 TRIAX	CVVUCR	33	211121 P01	055	
066	PACS Detec Out 19 4 . I		PDO.-	-	P066	012SS-38	14			inner Shield	CVVUCR	33	211121 P01	066	
065	PACS Detec Out 19 4 . O		PDO.-	-	P066	012SS-38	14			outer Shield	CVVUCR	33	211121 P01	065	
-															
053	PACS Detec Out 20 4 . 4		PDO.-	-	P067	012SS-38	15			012SS38 TRIAX	CVVUCR	33	211121 P01	053	
054	PACS Detec Out 20 4 . I		PDO.-	-	P067	012SS-38	15			inner Shield	CVVUCR	33	211121 P01	054	
064	PACS Detec Out 20 4 . O		PDO.-	-	P067	012SS-38	15			outer Shield	CVVUCR	33	211121 P01	064	
-															
052	PACS Detec Outref a Gr 4 . 4		PDR.-	-	P16A	012SS-38	16			012SS38 TRIAX	CVVUCR	33	211121 P01	052	
051	PACS Detec Outref a Gr 4 . I		PDR.-	-	P16A	012SS-38	16			inner Shield	CVVUCR	33	211121 P01	051	
062	PACS Detec Outref a Gr 4 . O		PDR.-	-	P16A	012SS-38	16			outer Shield	CVVUCR	33	211121 P01	062	
-															
041	PACS Logic Supply Gr 4 . SELC4		PD1.-	-	P010	111SS-38	17			Steel 111SS38	CVVUCR	33	211121 P01	041	
031	PACS Logic Supply Gr 4 . SEL14		PD1.-	-	P010	111SS-38	17				CVVUCR	33	211121 P01	031	
042	PACS Logic Supply Gr 4 . SEL24		PD1.-	-	P010	111SS-38	17			H11138SS	CVVUCR	33	211121 P01	042	
032	PACS Logic Supply Gr 4 . CaDs4		PD1.-	-	P010	111SS-38	17				CVVUCR	33	211121 P01	032	
043	PACS Logic Supply Gr 4 . CaD4		PD1.-	-	P010	111SS-38	17				CVVUCR	33	211121 P01	043	
033	PACS Logic Supply Gr 4 . CnDs4		PD1.-	-	P010	111SS-38	17				CVVUCR	33	211121 P01	033	
044	PACS Logic Supply Gr 4 . CnD4		PD1.-	-	P010	111SS-38	17				CVVUCR	33	211121 P01	044	
034	PACS Logic Supply Gr 4 . VDds4		PD1.-	-	P010	111SS-38	17				CVVUCR	33	211121 P01	034	
045	PACS Logic Supply Gr 4 . VDDd4		PD1.-	-	P010	111SS-38	17			2 Wires	CVVUCR	33	211121 P01	045	
045	PACS Logic Supply Gr 4 . VDDd4		PD1.-	-	P010	111SS-38	17			2 Wires	CVVUCR	33	211121 P01	045	3.
030	PACS Logic Supply Gr 4 . SH010		PD1.-	-	P010	111SS-38	17			Cable P010 Shd	CVVUCR	33	211121 P01	030	
-															

Astrium GmbH	**Pin Allocation List**	Doc.No.: HP-2-ASED-IC-0015
Project: HERSCHEL	**(Harness)**	Issue: 1.0 Date: 21.04.2004
		Sheet: PAL-3 (of 4)

Connector: 313100 J01 **Function:** PACS SVM CB1 (PACS Bundle 04) **Conn.-Type:** SCC340104401B032235P

Item: HPSVMCB1 **Location:** 28 / I/F CB ab. SVM Panel 8 (PACS) **Backshell:** 440 FS 110 M 22 03

EMC-Category: 3I/LL Sig H fr CVVFT to SVMCB

		Interface-Code					Grouping:							
Pin	**Signal Designation**	**Circuit**	**Signal**	**Pos.**	**Ch. ID**	**Wiring**	**Shd**	**Cable**	**Twist**	**Comment**	**Target-Item**	**Location**	**Connector**	**Pin**	**New**
009	PACS DC Supply Gr 4 . VDDa4		PD2.-	-	P011	241SS-38	18			2 Wires	CVVUCR	33	211121 P01	009	
009	PACS DC Supply Gr 4 . VDDa4		PD2.-	-	P011	241SS-38	18			2 Wires	CVVUCR	33	211121 P01	009	3.
018	PACS DC Supply Gr 4 . VDas4		PD2.-	-	P011	241SS-38	18				CVVUCR	33	211121 P01	018	
010	PACS DC Supply Gr 4 . VSS4		PD2.-	-	P011	241SS-38	18			2 Wires	CVVUCR	33	211121 P01	010	
010	PACS DC Supply Gr 4 . VSS4		PD2.-	-	P011	241SS-38	18			2 Wires	CVVUCR	33	211121 P01	010	3.
019	PACS DC Supply Gr 4 . VSSs4		PD2.-	-	P011	241SS-38	18				CVVUCR	33	211121 P01	019	
011	PACS DC Supply Gr 4 . CasP4		PD2.-	-	P011	241SS-38	18			Steel 241SS38	CVVUCR	33	211121 P01	011	
020	PACS DC Supply Gr 4 . CaPs4		PD2.-	-	P011	241SS-38	18				CVVUCR	33	211121 P01	020	
012	PACS DC Supply Gr 4 . CasN4		PD2.-	-	P011	241SS-38	18				CVVUCR	33	211121 P01	012	
021	PACS DC Supply Gr 4 . CaNs4		PD2.-	-	P011	241SS-38	18			H24138SS	CVVUCR	33	211121 P01	021	
013	PACS DC Supply Gr 4 . CaN14		PD2.-	-	P011	241SS-38	18				CVVUCR	33	211121 P01	013	
022	PACS DC Supply Gr 4 . CN1s4		PD2.-	-	P011	241SS-38	18				CVVUCR	33	211121 P01	022	
014	PACS DC Supply Gr 4 . CaN24		PD2.-	-	P011	241SS-38	18				CVVUCR	33	211121 P01	014	
023	PACS DC Supply Gr 4 . CN2s4		PD2.-	-	P011	241SS-38	18				CVVUCR	33	211121 P01	023	
015	PACS DC Supply Gr 4 . VDDr4		PD2.-	-	P011	241SS-38	18				CVVUCR	33	211121 P01	015	
024	PACS DC Supply Gr 4 . VDrs4		PD2.-	-	P011	241SS-38	18				CVVUCR	33	211121 P01	024	
006	PACS DC Supply Gr 4 . LVL4		PD2.-	-	P011	241SS-38	18				CVVUCR	33	211121 P01	006	
007	PACS DC Supply Gr 4 . LVLs4		PD2.-	-	P011	241SS-38	18				CVVUCR	33	211121 P01	007	
004	PACS DC Supply Gr 4 . WELL4		PD2.-	-	P011	241SS-38	18				CVVUCR	33	211121 P01	004	
005	PACS DC Supply Gr 4 . WELs4		PD2.-	-	P011	241SS-38	18				CVVUCR	33	211121 P01	005	
002	PACS DC Supply Gr 4 . SUB4		PD2.-	-	P011	241SS-38	18				CVVUCR	33	211121 P01	002	
003	PACS DC Supply Gr 4 . SUBs4		PD2.-	-	P011	241SS-38	18				CVVUCR	33	211121 P01	003	
001	PACS DC Supply Gr 4 . SH011		PD2.-	-	P011	241SS-38	18			Cable P011 Shd	CVVUCR	33	211121 P01	001	
-															
027	PACS Detec Bias Gr 4 . Zero4		PD3.-	-	P012	061SS-38	19			Steel 061SS38	CVVUCR	33	211121 P01	027	
038	PACS Detec Bias Gr 4 . Zers4		PD3.-	-	P012	061SS-38	19				CVVUCR	33	211121 P01	038	
028	PACS Detec Bias Gr 4 . Gnd4		PD3.-	-	P012	061SS-38	19			H06138SS	CVVUCR	33	211121 P01	028	
039	PACS Detec Bias Gr 4 . GnSe4		PD3.-	-	P012	061SS-38	19				CVVUCR	33	211121 P01	039	
029	PACS Detec Bias Gr 4 . R4		PD3.-	-	P012	061SS-38	19				CVVUCR	33	211121 P01	029	
040	PACS Detec Bias Gr 4 . Rs4		PD3.-	-	P012	061SS-38	19				CVVUCR	33	211121 P01	040	
037	PACS Detec Bias Gr 4 . SH012		PD3.-	-	P012	061SS-38	19			Cable P012 Shd	CVVUCR	33	211121 P01	037	
-	NC														
-	NC														
-	NC														
-	NC														
-	NC														
-	NC														
-	NC														
-	NC														

Astrium GmbH	**Pin Allocation List** (Harness)	Doc.No.: HP-2-ASED-IC-0015
Project: HERSCHEL		Issue: 1.0 Date: 21.04.2004
		Sheet: PAL-4 (of 4)

Connector: 313100 J01 **Function:** PACS SVM CB1 (PACS Bundle 04) **Conn.-Type:** SCC340104401B032235P

Item: HPSVMCB1 **Location:** 28 / I/F CB ab. SVM Panel 8 (PACS) **Backshell:** 440 FS 110 M 22 03

EMC-Category: 3I/LL Sig H fr CVVFT to SVMCB

Pin	Signal Designation	Interface-Code Circuit	Signal	Pos.	Ch. ID	Wiring	Grouping: Shd	Cable	Twist	Comment	Target-Item	Location	Connector	Pin	New
-	NC														
-	NC														
-	NC														
-	NC														
-	NC														
-	NC														
-	NC														
-															
CH	Connector Housing									Overall Shd con to Backshell					

Astrium GmbH	**Pin Allocation List**	Doc.No.: HP-2-ASED-IC-0015
Project: HERSCHEL	**(Harness)**	Issue: 1.0 Date: 21.04.2004
		Sheet: PAL-1 (of 4)

Connector: 313200 J04 **Function:** PACS SVM CB2 (PACS Bundel 05) **Conn.-Type:** SCC340104401B032435P

Item: HPSVMCB2 **Location:** 22 / I/F CB ab. SVM Panel 2 (RWDE) **Backshell:** 440 FS 110 M 24 32

EMC-Category: 3I/LL Sig H fr CVVFT to SVMCB

		Interface-Code					Grouping:									
Pin	**Signal Designation**	**Circuit**	**Signal**	**Pos.**	**Ch. ID**	**Wiring**	**Shd**	**Cable**	**Twist**	**Comment**	**Target-Item**	**Location**	**Connector**	**Pin**	**New**	
105	PACS S1-16 B 1 . REF16		PX1.-	-	P601	TP8SS-38	1			Steel AWG 38	CVVUCR	33	211121 P05	105		
115	PACS S1-16 B 1 . S16		PX1.-	-	P601	TP8SS-38	1				CVVUCR	33	211121 P05	115		
106	PACS S1-16 B 1 . REF15		PX1.-	-	P601	TP8SS-38	1				CVVUCR	33	211121 P05	106		
107	PACS S1-16 B 1 . S15		PX1.-	-	P601	TP8SS-38	1				CVVUCR	33	211121 P05	107		
122	PACS S1-16 B 1 . REF14		PX1.-	-	P601	TP8SS-38	1				CVVUCR	33	211121 P05	122		
123	PACS S1-16 B 1 . S14		PX1.-	-	P601	TP8SS-38	1				CVVUCR	33	211121 P05	123		
116	PACS S1-16 B 1 . REF13		PX1.-	-	P601	TP8SS-38	1				CVVUCR	33	211121 P05	116		
117	PACS S1-16 B 1 . S13		PX1.-	-	P601	TP8SS-38	1				CVVUCR	33	211121 P05	117	3.	3.
108	PACS S1-16 B 1 . REF12		PX1.-	-	P601	TP8SS-38	1				CVVUCR	33	211121 P05	108		
109	PACS S1-16 B 1 . S12		PX1.-	-	P601	TP8SS-38	1				CVVUCR	33	211121 P05	109		
124	PACS S1-16 B 1 . REF11		PX1.-	-	P601	TP8SS-38	1				CVVUCR	33	211121 P05	124		
125	PACS S1-16 B 1 . S11		PX1.-	-	P601	TP8SS-38	1				CVVUCR	33	211121 P05	125		
118	PACS S1-16 B 1 . REF10		PX1.-	-	P601	TP8SS-38	1				CVVUCR	33	211121 P05	118		
110	PACS S1-16 B 1 . S10		PX1.-	-	P601	TP8SS-38	1				CVVUCR	33	211121 P05	110		
119	PACS S1-16 B 1 . REF09		PX1.-	-	P601	TP8SS-38	1				CVVUCR	33	211121 P05	119		
126	PACS S1-16 B 1 . S09		PX1.-	-	P601	TP8SS-38	1				CVVUCR	33	211121 P05	126		
094	PACS S1-16 B 1 . S601b		PX1.-	-	P601	TP8SS-38	1			Cable P601b Shd	CVVUCR	33	211121 P05	094		
-																
127	PACS S1-16 B 1 . REF08		PX1.-	-	P601	TP8SS-38	2			Steel AWG 38	CVVUCR	33	211121 P05	127		
120	PACS S1-16 B 1 . S08		PX1.-	-	P601	TP8SS-38	2				CVVUCR	33	211121 P05	120		
128	PACS S1-16 B 1 . REF07		PX1.-	-	P601	TP8SS-38	2				CVVUCR	33	211121 P05	128		
121	PACS S1-16 B 1 . S07		PX1.-	-	P601	TP8SS-38	2				CVVUCR	33	211121 P05	121		
112	PACS S1-16 B 1 . REF06		PX1.-	-	P601	TP8SS-38	2				CVVUCR	33	211121 P05	112		
102	PACS S1-16 B 1 . S06		PX1.-	-	P601	TP8SS-38	2				CVVUCR	33	211121 P05	102		
113	PACS S1-16 B 1 . REF05		PX1.-	-	P601	TP8SS-38	2				CVVUCR	33	211121 P05	113		
103	PACS S1-16 B 1 . S05		PX1.-	-	P601	TP8SS-38	2				CVVUCR	33	211121 P05	103	3.	3.
091	PACS S1-16 B 1 . REF04		PX1.-	-	P601	TP8SS-38	2				CVVUCR	33	211121 P05	091		
080	PACS S1-16 B 1 . S04		PX1.-	-	P601	TP8SS-38	2				CVVUCR	33	211121 P05	080		
114	PACS S1-16 B 1 . REF03		PX1.-	-	P601	TP8SS-38	2				CVVUCR	33	211121 P05	114		
104	PACS S1-16 B 1 . S03		PX1.-	-	P601	TP8SS-38	2				CVVUCR	33	211121 P05	104		
092	PACS S1-16 B 1 . REF02		PX1.-	-	P601	TP8SS-38	2				CVVUCR	33	211121 P05	092		
093	PACS S1-16 B 1 . S02		PX1.-	-	P601	TP8SS-38	2				CVVUCR	33	211121 P05	093		
069	PACS S1-16 B 1 . REF01		PX1.-	-	P601	TP8SS-38	2				CVVUCR	33	211121 P05	069		
081	PACS S1-16 B 1 . S01		PX1.-	-	P601	TP8SS-38	2				CVVUCR	33	211121 P05	081		
111	PACS S1-16 B 1 . S601c		PX1.-	-	P601	TP8SS-38	2			Cable P601c Shd	CVVUCR	33	211121 P05	111		
-																
026	PACS S17-32 B 1 . REF32		PX1.-	-	P602	TP8SS-38	3			Steel AWG 38	CVVUCR	33	211121 P05	026		
015	PACS S17-32 B 1 . S32		PX1.-	-	P602	TP8SS-38	3				CVVUCR	33	211121 P05	015		
016	PACS S17-32 B 1 . REF31		PX1.-	-	P602	TP8SS-38	3				CVVUCR	33	211121 P05	016		
027	PACS S17-32 B 1 . S31		PX1.-	-	P602	TP8SS-38	3				CVVUCR	33	211121 P05	027		

Astrium GmbH	**Pin Allocation List**	Doc.No.: HP-2-ASED-IC-0015
Project: HERSCHEL	**(Harness)**	Issue: 1.0 Date: 21.04.2004
		Sheet: PAL-2 (of 4)

Connector: 313200 J04 **Function:** PACS SVM CB2 (PACS Bundel 05) **Conn.-Type:** SCC340104401B032435P

Item: HPSVMCB2 **Location:** 22 / I/F CB ab. SVM Panel 2 (RWDE) **Backshell:** 440 FS 110 M 24 32

EMC-Category: 3I/LL Sig H fr CVVFT to SVMCB

		Interface-Code					Grouping:								
Pin	**Signal Designation**	**Circuit**	**Signal**	**Pos.**	**Ch. ID**	**Wiring**	**Shd**	**Cable**	**Twist**	**Comment**	**Target-Item**	**Location**	**Connector**	**Pin**	**New**	
008	PACS S17-32 B 1 . REF30		PX1.-	-	P602	TP8SS-38	3				CVVUCR	33	211121 P05	008		
001	PACS S17-32 B 1 . S30		PX1.-	-	P602	TP8SS-38	3				CVVUCR	33	211121 P05	001		
028	PACS S17-32 B 1 . REF29		PX1.-	-	P602	TP8SS-38	3				CVVUCR	33	211121 P05	028		
017	PACS S17-32 B 1 . S29		PX1.-	-	P602	TP8SS-38	3				CVVUCR	33	211121 P05	017	3.	3.
009	PACS S17-32 B 1 . REF28		PX1.-	-	P602	TP8SS-38	3				CVVUCR	33	211121 P05	009		
002	PACS S17-32 B 1 . S28		PX1.-	-	P602	TP8SS-38	3				CVVUCR	33	211121 P05	002		
018	PACS S17-32 B 1 . REF27		PX1.-	-	P602	TP8SS-38	3				CVVUCR	33	211121 P05	018		
010	PACS S17-32 B 1 . S27		PX1.-	-	P602	TP8SS-38	3				CVVUCR	33	211121 P05	010		
003	PACS S17-32 B 1 . REF26		PX1.-	-	P602	TP8SS-38	3				CVVUCR	33	211121 P05	003		
004	PACS S17-32 B 1 . S26		PX1.-	-	P602	TP8SS-38	3				CVVUCR	33	211121 P05	004		
011	PACS S17-32 B 1 . REF25		PX1.-	-	P602	TP8SS-38	3				CVVUCR	33	211121 P05	011		
019	PACS S17-32 B 1 . S25		PX1.-	-	P602	TP8SS-38	3				CVVUCR	33	211121 P05	019		
025	PACS S17-32 B 1 . S602b		PX1.-	-	P602	TP8SS-38	3			Cable P602b Shd	CVVUCR	33	211121 P05	025		
-																
006	PACS S17-32 B 1 . REF24		PX1.-	-	P602	TP8SS-38	4			Steel AWG 38	CVVUCR	33	211121 P05	006		
005	PACS S17-32 B 1 . S24		PX1.-	-	P602	TP8SS-38	4				CVVUCR	33	211121 P05	005		
013	PACS S17-32 B 1 . REF23		PX1.-	-	P602	TP8SS-38	4				CVVUCR	33	211121 P05	013		
007	PACS S17-32 B 1 . S23		PX1.-	-	P602	TP8SS-38	4				CVVUCR	33	211121 P05	007		
014	PACS S17-32 B 1 . REF22		PX1.-	-	P602	TP8SS-38	4				CVVUCR	33	211121 P05	014		
023	PACS S17-32 B 1 . S22		PX1.-	-	P602	TP8SS-38	4				CVVUCR	33	211121 P05	023		
022	PACS S17-32 B 1 . REF21		PX1.-	-	P602	TP8SS-38	4				CVVUCR	33	211121 P05	022		
033	PACS S17-32 B 1 . S21		PX1.-	-	P602	TP8SS-38	4				CVVUCR	33	211121 P05	033	3.	3.
034	PACS S17-32 B 1 . REF20		PX1.-	-	P602	TP8SS-38	4				CVVUCR	33	211121 P05	034		
024	PACS S17-32 B 1 . S20		PX1.-	-	P602	TP8SS-38	4				CVVUCR	33	211121 P05	024		
045	PACS S17-32 B 1 . REF19		PX1.-	-	P602	TP8SS-38	4				CVVUCR	33	211121 P05	045		
046	PACS S17-32 B 1 . S19		PX1.-	-	P602	TP8SS-38	4				CVVUCR	33	211121 P05	046		
035	PACS S17-32 B 1 . REF18		PX1.-	-	P602	TP8SS-38	4				CVVUCR	33	211121 P05	035		
047	PACS S17-32 B 1 . S18		PX1.-	-	P602	TP8SS-38	4				CVVUCR	33	211121 P05	047		
058	PACS S17-32 B 1 . REF17		PX1.-	-	P602	TP8SS-38	4				CVVUCR	33	211121 P05	058		
057	PACS S17-32 B 1 . S17		PX1.-	-	P602	TP8SS-38	4				CVVUCR	33	211121 P05	057		
012	PACS S17-32 B 1 . S602c		PX1.-	-	P602	TP8SS-38	4			Cable P602c Shd	CVVUCR	33	211121 P05	012		
-																
096	PACS FLCLK B 1 . VGDEC		PX6.-	-	P605	111SS-38	5			Steel 111SS38	CVVUCR	33	211121 P05	096		
084	PACS FLCLK B 1 . VSEL		PX6.-	-	P605	111SS-38	5				CVVUCR	33	211121 P05	084		
097	PACS FLCLK B 1 . VGSEL		PX6.-	-	P605	111SS-38	5				CVVUCR	33	211121 P05	097		
085	PACS FLCLK B 1 . AD6		PX6.-	-	P605	111SS-38	5			H11138SS	CVVUCR	33	211121 P05	085		
098	PACS FLCLK B 1 . AD5		PX6.-	-	P605	111SS-38	5				CVVUCR	33	211121 P05	098		
086	PACS FLCLK B 1 . AD4		PX6.-	-	P605	111SS-38	5				CVVUCR	33	211121 P05	086		
099	PACS FLCLK B 1 . AD3		PX6.-	-	P605	111SS-38	5				CVVUCR	33	211121 P05	099		
087	PACS FLCLK B 1 . AD2		PX6.-	-	P605	111SS-38	5				CVVUCR	33	211121 P05	087		

Astrium GmbH	**Pin Allocation List** (Harness)	Doc.No.: HP-2-ASED-IC-0015
Project: HERSCHEL		Issue: 1.0 Date: 21.04.2004
		Sheet: PAL-3 (of 4)

Connector: 313200 J04 **Function:** PACS SVM CB2 (PACS Bundel 05) **Conn.-Type:** SCC340104401B032435P

Item: HPSVMCB2 **Location:** 22 / I/F CB ab. SVM Panel 2 (RWDE) **Backshell:** 440 FS 110 M 24 32

EMC-Category: 3I/LL Sig H fr CVVFT to SVMCB

		Interface-Code					Grouping:							
Pin	**Signal Designation**	**Circuit**	**Signal**	**Pos.**	**Ch. ID**	**Wiring**	**Shd**	**Cable**	**Twist**	**Comment**	**Target-Item**	**Location**	**Connector**	**Pin**	**New**
100	PACS FLCLK B 1 . AD1		PX6.-	-	P605	111SS-38	5				CVVUCR	33	211121 P05	100	
088	PACS FLCLK B 1 . AD0		PX6.-	-	P605	111SS-38	5				CVVUCR	33	211121 P05	088	
072	PACS FLCLK B 1 . SH605		PX6.-	-	P605	111SS-38	5			Cable P605 Shd	CVVUCR	33	211121 P05	072	
-															
040	PACS LLClk B 1 . VSMS		PX4.-	-	P604	031SS-38	6			Steel 031SS38	CVVUCR	33	211121 P05	040	
051	PACS LLClk B 1 . CKRI		PX4.-	-	P604	031SS-38	6			H03138SS	CVVUCR	33	211121 P05	051	
052	PACS LLClk B 1 . VDECX		PX4.-	-	P604	031SS-38	6				CVVUCR	33	211121 P05	052	
050	PACS LLClk B 1 . SH604		PX4.-	-	P604	031SS-38	6			Cable P604 Shd	CVVUCR	33	211121 P05	050	
-															
068	PACS Fil Bias B 1 . VHB		PX2.-	-	P603	X09SB---	7			191SS38	CVVUCR	33	211121 P05	068	3.
079	PACS Fil Bias B 1 . VTRIL		PX2.-	-	P603	X09SB---	7			191SS38	CVVUCR	33	211121 P05	079	3.
056	PACS Fil Bias B 1 . GNDCL		PX2.-	-	P603	X09SB---	7			191SS38	CVVUCR	33	211121 P05	056	3.
067	PACS Fil Bias B 1 . VDPRO		PX2.-	-	P603	X09SB---	7			191SS38	CVVUCR	33	211121 P05	067	3.
090	PACS Fil Bias B 1 . VH		PX2.-	-	P603	X09SB---	7			191SS38	CVVUCR	33	211121 P05	090	3.
078	PACS Fil Bias B 1 . VL		PX2.-	-	P603	X09SB---	7			191SS38	CVVUCR	33	211121 P05	078	3.
101	PACS Fil Bias B 1 . VRL		PX2.-	-	P603	X09SB---	7			191SS38	CVVUCR	33	211121 P05	101	3.
089	PACS Fil Bias B 1 . VCH		PX2.-	-	P603	X09SB---	7			191SS38	CVVUCR	33	211121 P05	089	3.
055	PACS Fil Bias B 1 . VSS		PX2.-	-	P603	X09SB---	7			191SS38	CVVUCR	33	211121 P05	055	3.
044	PACS Fil Bias B 1 . VDL		PX2.-	-	P603	X09SB---	7			191SS38	CVVUCR	33	211121 P05	044	3.
043	PACS Fil Bias B 1 . VINJ		PX2.-	-	P603	X09SB---	7			191SS38	CVVUCR	33	211121 P05	043	3.
032	PACS Fil Bias B 1 . VGL		PX2.-	-	P603	X09SB---	7			191SS38	CVVUCR	33	211121 P05	032	3.
066	PACS Fil Bias B 1 . VDD		PX2.-	-	P603	X09SB---	7			191SS38	CVVUCR	33	211121 P05	066	3.
077	PACS Fil Bias B 1 . GNDBU		PX2.-	-	P603	X09SB---	7			191SS38	CVVUCR	33	211121 P05	077	3.
065	PACS Fil Bias B 1 . VPRBU		PX2.-	-	P603	X09SB---	7			191SS38	CVVUCR	33	211121 P05	065	3.
054	PACS Fil Bias B 1 . VGLBU		PX2.-	-	P603	X09SB---	7			191SS38	CVVUCR	33	211121 P05	054	3.
042	PACS Fil Bias B 1 . VGG		PX2.-	-	P603	X09SB---	7			191SS38	CVVUCR	33	211121 P05	042	3.
064	PACS Fil Bias B 1 . SH603		PX2.-	-	P603	X09SB---	7			Cable P603 Shd	CVVUCR	33	211121 P05	064	
-															
041	PACS Fil Bias B 1 . VSSBU		PX2.-	-	P603	X09SB---	4			Brass 021BS30	CVVUCR	33	211121 P05	041	
053	PACS Fil Bias B 1 . VDLBU		PX2.-	-	P603	X09SB---	4			Brass 021BS30	CVVUCR	33	211121 P05	053	3.
030	PACS Fil Bias B 1 . S603b		PX2.-	-	P603	X09SB---	4			Cable P603b Shd	CVVUCR	33	211121 P05	030	
-	NC														
-	NC														
-	NC														
-	NC														
-	NC														
-	NC														
-	NC														

Astrium GmbH	**Pin Allocation List** (Harness)	Doc.No.: HP-2-ASED-IC-0015
Project: HERSCHEL		Issue: 1.0 Date: 21.04.2004
		Sheet: PAL-4 (of 4)

Connector: 313200 J04 **Function:** PACS SVM CB2 (PACS Bundel 05) **Conn.-Type:** SCC340104401B032435P

Item: HPSVMCB2 **Location:** 22 / I/F CB ab. SVM Panel 2 (RWDE) **Backshell:** 440 FS 110 M 24 32

EMC-Category: 3I/LL Sig H fr CVVFT to SVMCB

Pin	Signal Designation	Interface-Code Circuit	Signal	Pos.	Ch. ID	Wiring	Grouping: Shd	Cable	Twist	Comment	Target-Item	Location	Connector	Pin	New
-	NC														
-	NC														
-	NC														
-	NC														
-	NC														
-	NC														
-	NC														
-	NC														
-	NC														
-	NC														
-	NC														
-	NC														
-	NC														
-	NC														
-	NC														
-	NC														
-	NC														
CH	Connector Housing									Overall Shd con to Backshell					

Astrium GmbH	**Pin Allocation List**	Doc.No.: HP-2-ASED-IC-0015
Project: HERSCHEL	**(Harness)**	Issue: 1.0 Date: 21.04.2004
		Sheet: PAL-1 (of 4)

Connector: 313200 J06 **Function:** PACS SVM CB2 (PACS Bundle 06) **Conn.-Type:** SCC340104401B032435P

Item: HPSVMCB2 **Location:** 22 / I/F CB ab. SVM Panel 2 (RWDE) **Backshell:** 440 FS 110 M 24 32

EMC-Category: 3I/LL Sig H fr CVVFT to SVMCB

		Interface-Code					Grouping:									
Pin	**Signal Designation**	**Circuit**	**Signal**	**Pos.**	**Ch. ID**	**Wiring**	**Shd**	**Cable**	**Twist**	**Comment**	**Target-Item**	**Location**	**Connector**	**Pin**	**New**	
105	PACS S1-16 B 2 . REF16		PX1.-	-	P606	TP8SS-38				Steel AWG 38	CVVUCR	33	211121 P06	105		
115	PACS S1-16 B 2 . S16		PX1.-	-	P606	TP8SS-38					CVVUCR	33	211121 P06	115		
106	PACS S1-16 B 2 . REF15		PX1.-	-	P606	TP8SS-38					CVVUCR	33	211121 P06	106		
107	PACS S1-16 B 2 . S15		PX1.-	-	P606	TP8SS-38					CVVUCR	33	211121 P06	107		
122	PACS S1-16 B 2 . REF14		PX1.-	-	P606	TP8SS-38					CVVUCR	33	211121 P06	122		
123	PACS S1-16 B 2 . S14		PX1.-	-	P606	TP8SS-38					CVVUCR	33	211121 P06	123		
116	PACS S1-16 B 2 . REF13		PX1.-	-	P606	TP8SS-38					CVVUCR	33	211121 P06	116		
117	PACS S1-16 B 2 . S13		PX1.-	-	P606	TP8SS-38					CVVUCR	33	211121 P06	117	3.	3.
108	PACS S1-16 B 2 . REF12		PX1.-	-	P606	TP8SS-38					CVVUCR	33	211121 P06	108		
109	PACS S1-16 B 2 . S12		PX1.-	-	P606	TP8SS-38					CVVUCR	33	211121 P06	109		
124	PACS S1-16 B 2 . REF11		PX1.-	-	P606	TP8SS-38					CVVUCR	33	211121 P06	124		
125	PACS S1-16 B 2 . S11		PX1.-	-	P606	TP8SS-38					CVVUCR	33	211121 P06	125		
118	PACS S1-16 B 2 . REF10		PX1.-	-	P606	TP8SS-38					CVVUCR	33	211121 P06	118		
110	PACS S1-16 B 2 . S10		PX1.-	-	P606	TP8SS-38					CVVUCR	33	211121 P06	110		
119	PACS S1-16 B 2 . REF09		PX1.-	-	P606	TP8SS-38					CVVUCR	33	211121 P06	119		
126	PACS S1-16 B 2 . S09		PX1.-	-	P606	TP8SS-38					CVVUCR	33	211121 P06	126		
094	PACS S1-16 B 2 . S606b		PX1.-	-	P606	TP8SS-38				Cable P606b Shd	CVVUCR	33	211121 P06	094		
-																
127	PACS S1-16 B 2 . REF08		PX1.-	-	P606	TP8SS-38				Steel AWG 38	CVVUCR	33	211121 P06	127		
120	PACS S1-16 B 2 . S08		PX1.-	-	P606	TP8SS-38					CVVUCR	33	211121 P06	120		
128	PACS S1-16 B 2 . REF07		PX1.-	-	P606	TP8SS-38					CVVUCR	33	211121 P06	128		
121	PACS S1-16 B 2 . S07		PX1.-	-	P606	TP8SS-38					CVVUCR	33	211121 P06	121		
112	PACS S1-16 B 2 . REF06		PX1.-	-	P606	TP8SS-38					CVVUCR	33	211121 P06	112		
102	PACS S1-16 B 2 . S06		PX1.-	-	P606	TP8SS-38					CVVUCR	33	211121 P06	102		
113	PACS S1-16 B 2 . REF05		PX1.-	-	P606	TP8SS-38					CVVUCR	33	211121 P06	113		
103	PACS S1-16 B 2 . S05		PX1.-	-	P606	TP8SS-38					CVVUCR	33	211121 P06	103	3.	3.
091	PACS S1-16 B 2 . REF04		PX1.-	-	P606	TP8SS-38					CVVUCR	33	211121 P06	091		
080	PACS S1-16 B 2 . S04		PX1.-	-	P606	TP8SS-38					CVVUCR	33	211121 P06	080		
114	PACS S1-16 B 2 . REF03		PX1.-	-	P606	TP8SS-38					CVVUCR	33	211121 P06	114		
104	PACS S1-16 B 2 . S03		PX1.-	-	P606	TP8SS-38					CVVUCR	33	211121 P06	104		
092	PACS S1-16 B 2 . REF02		PX1.-	-	P606	TP8SS-38					CVVUCR	33	211121 P06	092		
093	PACS S1-16 B 2 . S02		PX1.-	-	P606	TP8SS-38					CVVUCR	33	211121 P06	093		
069	PACS S1-16 B 2 . REF01		PX1.-	-	P606	TP8SS-38					CVVUCR	33	211121 P06	069		
081	PACS S1-16 B 2 . S01		PX1.-	-	P606	TP8SS-38					CVVUCR	33	211121 P06	081		
111	PACS S1-16 B 2 . S606c		PX1.-	-	P606	TP8SS-38				Cable P606c Shd	CVVUCR	33	211121 P06	111		
-																
026	PACS S17-32 B 2 . REF32		PX1.-	-	P607	TP8SS-38				Steel AWG 38	CVVUCR	33	211121 P06	026		
015	PACS S17-32 B 2 . S32		PX1.-	-	P607	TP8SS-38					CVVUCR	33	211121 P06	015		
016	PACS S17-32 B 2 . REF31		PX1.-	-	P607	TP8SS-38					CVVUCR	33	211121 P06	016		
027	PACS S17-32 B 2 . S31		PX1.-	-	P607	TP8SS-38					CVVUCR	33	211121 P06	027		

Astrium GmbH	**Pin Allocation List**	Doc.No.: HP-2-ASED-IC-0015
Project: HERSCHEL	**(Harness)**	Issue: 1.0 Date: 21.04.2004
		Sheet: PAL-2 (of 4)

Connector: 313200 J06 **Function:** PACS SVM CB2 (PACS Bundle 06) **Conn.-Type:** SCC340104401B032435P

Item: HPSVMCB2 **Location:** 22 / I/F CB ab. SVM Panel 2 (RWDE) **Backshell:** 440 FS 110 M 24 32

EMC-Category: 3I/LL Sig H fr CVVFT to SVMCB

		Interface-Code					Grouping:								
Pin	**Signal Designation**	**Circuit**	**Signal**	**Pos.**	**Ch. ID**	**Wiring**	**Shd**	**Cable**	**Twist**	**Comment**	**Target-Item**	**Location**	**Connector**	**Pin**	**New**	
008	PACS S17-32 B 2 . REF30		PX1.-	-	P607	TP8SS-38					CVVUCR	33	211121 P06	008		
001	PACS S17-32 B 2 . S30		PX1.-	-	P607	TP8SS-38					CVVUCR	33	211121 P06	001		
028	PACS S17-32 B 2 . REF29		PX1.-	-	P607	TP8SS-38					CVVUCR	33	211121 P06	028		
017	PACS S17-32 B 2 . S29		PX1.-	-	P607	TP8SS-38					CVVUCR	33	211121 P06	017	3.	3.
009	PACS S17-32 B 2 . REF28		PX1.-	-	P607	TP8SS-38					CVVUCR	33	211121 P06	009		
002	PACS S17-32 B 2 . S28		PX1.-	-	P607	TP8SS-38					CVVUCR	33	211121 P06	002		
018	PACS S17-32 B 2 . REF27		PX1.-	-	P607	TP8SS-38					CVVUCR	33	211121 P06	018		
010	PACS S17-32 B 2 . S27		PX1.-	-	P607	TP8SS-38					CVVUCR	33	211121 P06	010		
003	PACS S17-32 B 2 . REF26		PX1.-	-	P607	TP8SS-38					CVVUCR	33	211121 P06	003		
004	PACS S17-32 B 2 . S26		PX1.-	-	P607	TP8SS-38					CVVUCR	33	211121 P06	004		
011	PACS S17-32 B 2 . REF25		PX1.-	-	P607	TP8SS-38					CVVUCR	33	211121 P06	011		
019	PACS S17-32 B 2 . S25		PX1.-	-	P607	TP8SS-38					CVVUCR	33	211121 P06	019		
025	PACS S17-32 B 2 . S607b		PX1.-	-	P607	TP8SS-38				Cable P607b Shd	CVVUCR	33	211121 P06	025		
-																
006	PACS S17-32 B 2 . REF24		PX1.-	-	P607	TP8SS-38				Steel AWG 38	CVVUCR	33	211121 P06	006		
005	PACS S17-32 B 2 . S24		PX1.-	-	P607	TP8SS-38					CVVUCR	33	211121 P06	005		
013	PACS S17-32 B 2 . REF23		PX1.-	-	P607	TP8SS-38					CVVUCR	33	211121 P06	013		
007	PACS S17-32 B 2 . S23		PX1.-	-	P607	TP8SS-38					CVVUCR	33	211121 P06	007		
014	PACS S17-32 B 2 . REF22		PX1.-	-	P607	TP8SS-38					CVVUCR	33	211121 P06	014		
023	PACS S17-32 B 2 . S22		PX1.-	-	P607	TP8SS-38					CVVUCR	33	211121 P06	023		
022	PACS S17-32 B 2 . REF21		PX1.-	-	P607	TP8SS-38					CVVUCR	33	211121 P06	022		
033	PACS S17-32 B 2 . S21		PX1.-	-	P607	TP8SS-38					CVVUCR	33	211121 P06	033	3.	3.
034	PACS S17-32 B 2 . REF20		PX1.-	-	P607	TP8SS-38					CVVUCR	33	211121 P06	034		
024	PACS S17-32 B 2 . S20		PX1.-	-	P607	TP8SS-38					CVVUCR	33	211121 P06	024		
045	PACS S17-32 B 2 . REF19		PX1.-	-	P607	TP8SS-38					CVVUCR	33	211121 P06	045		
046	PACS S17-32 B 2 . S19		PX1.-	-	P607	TP8SS-38					CVVUCR	33	211121 P06	046		
035	PACS S17-32 B 2 . REF18		PX1.-	-	P607	TP8SS-38					CVVUCR	33	211121 P06	035		
047	PACS S17-32 B 2 . S18		PX1.-	-	P607	TP8SS-38					CVVUCR	33	211121 P06	047		
058	PACS S17-32 B 2 . REF17		PX1.-	-	P607	TP8SS-38					CVVUCR	33	211121 P06	058		
057	PACS S17-32 B 2 . S17		PX1.-	-	P607	TP8SS-38					CVVUCR	33	211121 P06	057		
012	PACS S17-32 B 2 . S607c		PX1.-	-	P607	TP8SS-38				Cable P607c Shd	CVVUCR	33	211121 P06	012		
-																
096	PACS FL CLK B 2 . VGDEC		PX6.-	-	P610	111SS-38				Steel 111SS38	CVVUCR	33	211121 P06	096	3.	
084	PACS FL CLK B 2 . VSEL		PX6.-	-	P610	111SS-38					CVVUCR	33	211121 P06	084		
097	PACS FL CLK B 2 . VGSEL		PX6.-	-	P610	111SS-38					CVVUCR	33	211121 P06	097		
085	PACS FL CLK B 2 . AD6		PX6.-	-	P610	111SS-38				H11138SS	CVVUCR	33	211121 P06	085		
098	PACS FL CLK B 2 . AD5		PX6.-	-	P610	111SS-38					CVVUCR	33	211121 P06	098		
086	PACS FL CLK B 2 . AD4		PX6.-	-	P610	111SS-38					CVVUCR	33	211121 P06	086		
099	PACS FL CLK B 2 . AD3		PX6.-	-	P610	111SS-38					CVVUCR	33	211121 P06	099		
087	PACS FL CLK B 2 . AD2		PX6.-	-	P610	111SS-38					CVVUCR	33	211121 P06	087		

Astrium GmbH	**Pin Allocation List** (Harness)	Doc.No.: HP-2-ASED-IC-0015
Project: HERSCHEL		Issue: 1.0 Date: 21.04.2004
		Sheet: PAL-3 (of 4)

Connector: 313200 J06 **Function:** PACS SVM CB2 (PACS Bundle 06) **Conn.-Type:** SCC340104401B032435P

Item: HPSVMCB2 **Location:** 22 / I/F CB ab. SVM Panel 2 (RWDE) **Backshell:** 440 FS 110 M 24 32

EMC-Category: 3I/LL Sig H fr CVVFT to SVMCB

		Interface-Code					Grouping:								
Pin	**Signal Designation**	**Circuit**	**Signal**	**Pos.**	**Ch. ID**	**Wiring**	**Shd**	**Cable**	**Twist**	**Comment**	**Target-Item**	**Location**	**Connector**	**Pin**	**New**	
100	PACS FL CLK B 2 . AD1		PX6.-	-	P610	111SS-38					CVVUCR	33	211121 P06	100		
088	PACS FL CLK B 2 . AD0		PX6.-	-	P610	111SS-38					CVVUCR	33	211121 P06	088		
072	PACS FL CLK B 2 . SH610		PX6.-	-	P610	111SS-38				Cable P610 Shd	CVVUCR	33	211121 P06	072		
-																
040	PACS Fil LL CLK B 2 . VSMS		PX4.-	-	P609	031SS-38				Steel 031SS38	CVVUCR	33	211121 P06	040		
051	PACS Fil LL CLK B 2 . CKRI		PX4.-	-	P609	031SS-38				H03138SS	CVVUCR	33	211121 P06	051		
052	PACS Fil LL CLK B 2 . VDECX		PX4.-	-	P609	031SS-38					CVVUCR	33	211121 P06	052		
050	PACS Fil LL CLK B 2 . SH609		PX4.-	-	P609	031SS-38				Cable P609 Shd	CVVUCR	33	211121 P06	050		
-																
068	PACS Fil Bias B 2 . VHB		PX2.-	-	P608	X09SB---				191SS38	CVVUCR	33	211121 P06	068	3.	
079	PACS Fil Bias B 2 . VTRIL		PX2.-	-	P608	X09SB---				191SS38	CVVUCR	33	211121 P06	079	3.	3.
056	PACS Fil Bias B 2 . GNDCL		PX2.-	-	P608	X09SB---				191SS38	CVVUCR	33	211121 P06	056	3.	3.
067	PACS Fil Bias B 2 . VDPRO		PX2.-	-	P608	X09SB---				191SS38	CVVUCR	33	211121 P06	067	3.	3.
090	PACS Fil Bias B 2 . VH		PX2.-	-	P608	X09SB---				191SS38	CVVUCR	33	211121 P06	090	3.	3.
078	PACS Fil Bias B 2 . VL		PX2.-	-	P608	X09SB---				191SS38	CVVUCR	33	211121 P06	078	3.	3.
101	PACS Fil Bias B 2 . VRL		PX2.-	-	P608	X09SB---				191SS38	CVVUCR	33	211121 P06	101	3.	3.
089	PACS Fil Bias B 2 . VCH		PX2.-	-	P608	X09SB---				191SS38	CVVUCR	33	211121 P06	089	3.	3.
055	PACS Fil Bias B 2 . VSS		PX2.-	-	P608	X09SB---				191SS38	CVVUCR	33	211121 P06	055	3.	3.
044	PACS Fil Bias B 2 . VDL		PX2.-	-	P608	X09SB---				191SS38	CVVUCR	33	211121 P06	044	3.	3.
043	PACS Fil Bias B 2 . VINJ		PX2.-	-	P608	X09SB---				191SS38	CVVUCR	33	211121 P06	043	3.	3.
032	PACS Fil Bias B 2 . VGL		PX2.-	-	P608	X09SB---				191SS38	CVVUCR	33	211121 P06	032	3.	3.
066	PACS Fil Bias B 2 . VDD		PX2.-	-	P608	X09SB---				191SS38	CVVUCR	33	211121 P06	066	3.	3.
077	PACS Fil Bias B 2 . GNDBU		PX2.-	-	P608	X09SB---				191SS38	CVVUCR	33	211121 P06	077	3.	3.
065	PACS Fil Bias B 2 . VPRBU		PX2.-	-	P608	X09SB---				191SS38	CVVUCR	33	211121 P06	065	3.	3.
054	PACS Fil Bias B 2 . VGLBU		PX2.-	-	P608	X09SB---				191SS38	CVVUCR	33	211121 P06	054	3.	3.
042	PACS Fil Bias B 2 . VGG		PX2.-	-	P608	X09SB---				191SS38	CVVUCR	33	211121 P06	042	3.	3.
064	PACS Fil Bias B 2 . SH608		PX2.-	-	P608	X09SB---				Cable P608 Shd	CVVUCR	33	211121 P06	064		
-																
041	PACS Fil Bias B 2 . VSSBU		PX2.-	-	P608	X09SB---				Brass 021BS30	CVVUCR	33	211121 P06	041		
053	PACS Fil Bias B 2 . VDLBU		PX2.-	-	P608	X09SB---				Brass 021BS30	CVVUCR	33	211121 P06	053	3.	3.
030	PACS Fil Bias B 2 . S608b		PX2.-	-	P608	X09SB---				Cable 608b Shd	CVVUCR	33	211121 P06	030		
-	NC															
-	NC															
-	NC															
-	NC															
-	NC															
-	NC															
-	NC															

Astrium GmbH	**Pin Allocation List** (Harness)	Doc.No.: HP-2-ASED-IC-0015
Project: HERSCHEL		Issue: 1.0 Date: 21.04.2004
		Sheet: PAL-4 (of 4)

Connector: 313200 J06 **Function:** PACS SVM CB2 (PACS Bundle 06) **Conn.-Type:** SCC340104401B032435P

Item: HPSVMCB2 **Location:** 22 / I/F CB ab. SVM Panel 2 (RWDE) **Backshell:** 440 FS 110 M 24 32

EMC-Category: 3I/LL Sig H fr CVVFT to SVMCB

Pin	Signal Designation	Interface-Code Circuit	Signal	Pos.	Ch. ID	Wiring	Grouping: Shd	Cable	Twist	Comment	Target-Item	Location	Connector	Pin	New
-	NC														
-	NC														
-	NC														
-	NC														
-	NC														
-	NC														
-	NC														
-	NC														
-	NC														
-	NC														
-	NC														
-	NC														
-	NC														
-	NC														
-	NC														
-	NC														
-	NC														
CH	Connector Housing									Overall Shd con to Backshell					

Astrium GmbH	**Pin Allocation List**	Doc.No.: HP-2-ASED-IC-0015
Project: HERSCHEL	**(Harness)**	Issue: 1.0 Date: 21.04.2004
		Sheet: PAL-1 (of 4)

Connector: 313200 J08 **Function:** PACS SVM CB2 (PACS Bundle 07) **Conn.-Type:** SCC340104401B032435P

Item: HPSVMCB2 **Location:** 22 / I/F CB ab. SVM Panel 2 (RWDE) **Backshell:** 440 FS 110 M 24 32

EMC-Category: 3I/LL Sig H fr CVVFT to SVMCB

		Interface-Code					Grouping:								
Pin	**Signal Designation**	**Circuit**	**Signal**	**Pos.**	**Ch. ID**	**Wiring**	**Shd**	**Cable**	**Twist**	**Comment**	**Target-Item**	**Location**	**Connector**	**Pin**	**New**
105	PACS S01-16 B 3 . REF16		PX1.-	-	P611	TP8SS-38				Steel AWG 38	CVVUCR	33	211121 P10	105	
115	PACS S01-16 B 3 . S16		PX1.-	-	P611	TP8SS-38					CVVUCR	33	211121 P10	115	
106	PACS S01-16 B 3 . REF15		PX1.-	-	P611	TP8SS-38					CVVUCR	33	211121 P10	106	
107	PACS S01-16 B 3 . S15		PX1.-	-	P611	TP8SS-38					CVVUCR	33	211121 P10	107	
122	PACS S01-16 B 3 . REF14		PX1.-	-	P611	TP8SS-38					CVVUCR	33	211121 P10	122	
123	PACS S01-16 B 3 . S14		PX1.-	-	P611	TP8SS-38					CVVUCR	33	211121 P10	123	
116	PACS S01-16 B 3 . REF13		PX1.-	-	P611	TP8SS-38					CVVUCR	33	211121 P10	116	
117	PACS S01-16 B 3 . S13		PX1.-	-	P611	TP8SS-38					CVVUCR	33	211121 P10	117	3. 3.
108	PACS S01-16 B 3 . REF12		PX1.-	-	P611	TP8SS-38					CVVUCR	33	211121 P10	108	
109	PACS S01-16 B 3 . S12		PX1.-	-	P611	TP8SS-38					CVVUCR	33	211121 P10	109	
124	PACS S01-16 B 3 . REF11		PX1.-	-	P611	TP8SS-38					CVVUCR	33	211121 P10	124	
125	PACS S01-16 B 3 . S11		PX1.-	-	P611	TP8SS-38					CVVUCR	33	211121 P10	125	
118	PACS S01-16 B 3 . REF10		PX1.-	-	P611	TP8SS-38					CVVUCR	33	211121 P10	118	
110	PACS S01-16 B 3 . S10		PX1.-	-	P611	TP8SS-38					CVVUCR	33	211121 P10	110	
119	PACS S01-16 B 3 . REF09		PX1.-	-	P611	TP8SS-38					CVVUCR	33	211121 P10	119	
126	PACS S01-16 B 3 . S09		PX1.-	-	P611	TP8SS-38					CVVUCR	33	211121 P10	126	
094	PACS S01-16 B 3 . S611b		PX1.-	-	P611	TP8SS-38				Cable P611b Shd	CVVUCR	33	211121 P10	094	
-															
127	PACS S01-16 B 3 . REF08		PX1.-	-	P611	TP8SS-38				Steel AWG 38	CVVUCR	33	211121 P10	127	
120	PACS S01-16 B 3 . S08		PX1.-	-	P611	TP8SS-38					CVVUCR	33	211121 P10	120	
128	PACS S01-16 B 3 . REF07		PX1.-	-	P611	TP8SS-38					CVVUCR	33	211121 P10	128	
121	PACS S01-16 B 3 . S07		PX1.-	-	P611	TP8SS-38					CVVUCR	33	211121 P10	121	
112	PACS S01-16 B 3 . REF06		PX1.-	-	P611	TP8SS-38					CVVUCR	33	211121 P10	112	
102	PACS S01-16 B 3 . S06		PX1.-	-	P611	TP8SS-38					CVVUCR	33	211121 P10	102	
113	PACS S01-16 B 3 . REF05		PX1.-	-	P611	TP8SS-38					CVVUCR	33	211121 P10	113	
103	PACS S01-16 B 3 . S05		PX1.-	-	P611	TP8SS-38					CVVUCR	33	211121 P10	103	3. 3.
091	PACS S01-16 B 3 . REF04		PX1.-	-	P611	TP8SS-38					CVVUCR	33	211121 P10	091	
080	PACS S01-16 B 3 . S04		PX1.-	-	P611	TP8SS-38					CVVUCR	33	211121 P10	080	
114	PACS S01-16 B 3 . REF03		PX1.-	-	P611	TP8SS-38					CVVUCR	33	211121 P10	114	
104	PACS S01-16 B 3 . S03		PX1.-	-	P611	TP8SS-38					CVVUCR	33	211121 P10	104	
092	PACS S01-16 B 3 . REF02		PX1.-	-	P611	TP8SS-38					CVVUCR	33	211121 P10	092	
093	PACS S01-16 B 3 . S02		PX1.-	-	P611	TP8SS-38					CVVUCR	33	211121 P10	093	
069	PACS S01-16 B 3 . REF01		PX1.-	-	P611	TP8SS-38					CVVUCR	33	211121 P10	069	
081	PACS S01-16 B 3 . S01		PX1.-	-	P611	TP8SS-38					CVVUCR	33	211121 P10	081	
111	PACS S01-16 B 3 . S611c		PX1.-	-	P611	TP8SS-38				Cable P611c Shd	CVVUCR	33	211121 P10	111	
-															
026	PACS S17-32 B 3 . REF32		PX1.-	-	P612	TP8SS-38				Steel AWG 38	CVVUCR	33	211121 P10	026	
015	PACS S17-32 B 3 . S32		PX1.-	-	P612	TP8SS-38					CVVUCR	33	211121 P10	015	
016	PACS S17-32 B 3 . REF31		PX1.-	-	P612	TP8SS-38					CVVUCR	33	211121 P10	016	
027	PACS S17-32 B 3 . S31		PX1.-	-	P612	TP8SS-38					CVVUCR	33	211121 P10	027	

Astrium GmbH	**Pin Allocation List**	Doc.No.: HP-2-ASED-IC-0015
Project: HERSCHEL	**(Harness)**	Issue: 1.0 Date: 21.04.2004
		Sheet: PAL-2 (of 4)

Connector: 313200 J08 **Function:** PACS SVM CB2 (PACS Bundle 07) **Conn.-Type:** SCC340104401B032435P

Item: HPSVMCB2 **Location:** 22 / I/F CB ab. SVM Panel 2 (RWDE) **Backshell:** 440 FS 110 M 24 32

EMC-Category: 3I/LL Sig H fr CVVFT to SVMCB

		Interface-Code					Grouping:								
Pin	**Signal Designation**	**Circuit**	**Signal**	**Pos.**	**Ch. ID**	**Wiring**	**Shd**	**Cable**	**Twist**	**Comment**	**Target-Item**	**Location**	**Connector**	**Pin**	**New**	
008	PACS S17-32 B 3 . REF30		PX1.-	-	P612	TP8SS-38					CVVUCR	33	211121 P10	008		
001	PACS S17-32 B 3 . S30		PX1.-	-	P612	TP8SS-38					CVVUCR	33	211121 P10	001		
028	PACS S17-32 B 3 . REF29		PX1.-	-	P612	TP8SS-38					CVVUCR	33	211121 P10	028		
017	PACS S17-32 B 3 . S29		PX1.-	-	P612	TP8SS-38					CVVUCR	33	211121 P10	017	3.	3.
009	PACS S17-32 B 3 . REF28		PX1.-	-	P612	TP8SS-38					CVVUCR	33	211121 P10	009		
002	PACS S17-32 B 3 . S28		PX1.-	-	P612	TP8SS-38					CVVUCR	33	211121 P10	002		
018	PACS S17-32 B 3 . REF27		PX1.-	-	P612	TP8SS-38					CVVUCR	33	211121 P10	018		
010	PACS S17-32 B 3 . S27		PX1.-	-	P612	TP8SS-38					CVVUCR	33	211121 P10	010		
003	PACS S17-32 B 3 . REF26		PX1.-	-	P612	TP8SS-38					CVVUCR	33	211121 P10	003		
004	PACS S17-32 B 3 . S26		PX1.-	-	P612	TP8SS-38					CVVUCR	33	211121 P10	004		
011	PACS S17-32 B 3 . REF25		PX1.-	-	P612	TP8SS-38					CVVUCR	33	211121 P10	011		
019	PACS S17-32 B 3 . S25		PX1.-	-	P612	TP8SS-38					CVVUCR	33	211121 P10	019		
025	PACS S17-32 B 3 . S612b		PX1.-	-	P612	TP8SS-38				Cable P612b Shd	CVVUCR	33	211121 P10	025		
-																
006	PACS S17-32 B 3 . REF24		PX1.-	-	P612	TP8SS-38				Steel AWG 38	CVVUCR	33	211121 P10	006		
005	PACS S17-32 B 3 . S24		PX1.-	-	P612	TP8SS-38					CVVUCR	33	211121 P10	005		
013	PACS S17-32 B 3 . REF23		PX1.-	-	P612	TP8SS-38					CVVUCR	33	211121 P10	013		
007	PACS S17-32 B 3 . S23		PX1.-	-	P612	TP8SS-38					CVVUCR	33	211121 P10	007		
014	PACS S17-32 B 3 . REF22		PX1.-	-	P612	TP8SS-38					CVVUCR	33	211121 P10	014		
023	PACS S17-32 B 3 . S22		PX1.-	-	P612	TP8SS-38					CVVUCR	33	211121 P10	023		
022	PACS S17-32 B 3 . REF21		PX1.-	-	P612	TP8SS-38					CVVUCR	33	211121 P10	022		
033	PACS S17-32 B 3 . S21		PX1.-	-	P612	TP8SS-38					CVVUCR	33	211121 P10	033	3.	3.
034	PACS S17-32 B 3 . REF20		PX1.-	-	P612	TP8SS-38					CVVUCR	33	211121 P10	034		
024	PACS S17-32 B 3 . S20		PX1.-	-	P612	TP8SS-38					CVVUCR	33	211121 P10	024		
045	PACS S17-32 B 3 . REF19		PX1.-	-	P612	TP8SS-38					CVVUCR	33	211121 P10	045		
046	PACS S17-32 B 3 . S19		PX1.-	-	P612	TP8SS-38					CVVUCR	33	211121 P10	046		
035	PACS S17-32 B 3 . REF18		PX1.-	-	P612	TP8SS-38					CVVUCR	33	211121 P10	035		
047	PACS S17-32 B 3 . S18		PX1.-	-	P612	TP8SS-38					CVVUCR	33	211121 P10	047		
058	PACS S17-32 B 3 . REF17		PX1.-	-	P612	TP8SS-38					CVVUCR	33	211121 P10	058		
057	PACS S17-32 B 3 . S17		PX1.-	-	P612	TP8SS-38					CVVUCR	33	211121 P10	057		
012	PACS S17-32 B 3 . S612c		PX1.-	-	P612	TP8SS-38				Cable P612c Shd	CVVUCR	33	211121 P10	012		
-																
096	PACS FL Clock B 3 . VGDEC		PX6.-	-	P615	111SS-38				Steel 111SS38	CVVUCR	33	211121 P10	096		
084	PACS FL Clock B 3 . VSEL		PX6.-	-	P615	111SS-38					CVVUCR	33	211121 P10	084		
097	PACS FL Clock B 3 . VGSEL		PX6.-	-	P615	111SS-38					CVVUCR	33	211121 P10	097		
085	PACS FL Clock B 3 . AD6		PX6.-	-	P615	111SS-38				H11138SS	CVVUCR	33	211121 P10	085		3.
098	PACS FL Clock B 3 . AD5		PX6.-	-	P615	111SS-38					CVVUCR	33	211121 P10	098		
086	PACS FL Clock B 3 . AD4		PX6.-	-	P615	111SS-38					CVVUCR	33	211121 P10	086		
099	PACS FL Clock B 3 . AD3		PX6.-	-	P615	111SS-38					CVVUCR	33	211121 P10	099		
087	PACS FL Clock B 3 . AD2		PX6.-	-	P615	111SS-38					CVVUCR	33	211121 P10	087		

Astrium GmbH	**Pin Allocation List** (Harness)	Doc.No.: HP-2-ASED-IC-0015
Project: HERSCHEL		Issue: 1.0 Date: 21.04.2004
		Sheet: PAL-3 (of 4)

Connector: 313200 J08 **Function:** PACS SVM CB2 (PACS Bundle 07) **Conn.-Type:** SCC340104401B032435P

Item: HPSVMCB2 **Location:** 22 / I/F CB ab. SVM Panel 2 (RWDE) **Backshell:** 440 FS 110 M 24 32

EMC-Category: 3I/LL Sig H fr CVVFT to SVMCB

Pin	Signal Designation	Interface-Code Circuit	Signal	Pos.	Ch. ID	Wiring	Grouping: Shd	Cable	Twist	Comment	Target-Item	Location	Connector	Pin	New	
100	PACS FL Clock B 3 . AD1		PX6.-	-	P615	111SS-38					CVVUCR	33	211121 P10	100		
088	PACS FL Clock B 3 . AD0		PX6.-	-	P615	111SS-38					CVVUCR	33	211121 P10	088		
072	PACS FL Clock B 3 . SH615		PX6.-	-	P615	111SS-38				Cable P615 Shd	CVVUCR	33	211121 P10	072		
-																
040	PACS Fil LL CLK B 3 . VSMS		PX4.-	-	P614	031SS-38				Steel 031SS38	CVVUCR	33	211121 P10	040		
051	PACS Fil LL CLK B 3 . CKRI		PX4.-	-	P614	031SS-38				H03138SS	CVVUCR	33	211121 P10	051		
052	PACS Fil LL CLK B 3 . VDECX		PX4.-	-	P614	031SS-38					CVVUCR	33	211121 P10	052		
050	PACS Fil LL CLK B 3 . SH614		PX4.-	-	P614	031SS-38				Cable P614 Shd	CVVUCR	33	211121 P10	050		
-																
068	PACS Fil Bias B 3 . VHB		PX2.-	-	P613	X09SB---				191SS38	CVVUCR	33	211121 P10	068	3.	
079	PACS Fil Bias B 3 . VTRIL		PX2.-	-	P613	X09SB---				191SS38	CVVUCR	33	211121 P10	079	3.	3.
056	PACS Fil Bias B 3 . GNDCL		PX2.-	-	P613	X09SB---				191SS38	CVVUCR	33	211121 P10	056	3.	3.
067	PACS Fil Bias B 3 . VDPRO		PX2.-	-	P613	X09SB---				191SS38	CVVUCR	33	211121 P10	067	3.	3.
090	PACS Fil Bias B 3 . VH		PX2.-	-	P613	X09SB---				191SS38	CVVUCR	33	211121 P10	090	3.	3.
078	PACS Fil Bias B 3 . VL		PX2.-	-	P613	X09SB---				191SS38	CVVUCR	33	211121 P10	078	3.	3.
101	PACS Fil Bias B 3 . VRL		PX2.-	-	P613	X09SB---				191SS38	CVVUCR	33	211121 P10	101	3.	3.
089	PACS Fil Bias B 3 . VCH		PX2.-	-	P613	X09SB---				191SS38	CVVUCR	33	211121 P10	089	3.	3.
055	PACS Fil Bias B 3 . VSS		PX2.-	-	P613	X09SB---				191SS38	CVVUCR	33	211121 P10	055	3.	3.
044	PACS Fil Bias B 3 . VDL		PX2.-	-	P613	X09SB---				191SS38	CVVUCR	33	211121 P10	044	3.	3.
043	PACS Fil Bias B 3 . VINJ		PX2.-	-	P613	X09SB---				191SS38	CVVUCR	33	211121 P10	043	3.	3.
032	PACS Fil Bias B 3 . VGL		PX2.-	-	P613	X09SB---				191SS38	CVVUCR	33	211121 P10	032	3.	3.
066	PACS Fil Bias B 3 . VDD		PX2.-	-	P613	X09SB---				191SS38	CVVUCR	33	211121 P10	066	3.	3.
077	PACS Fil Bias B 3 . GNDBU		PX2.-	-	P613	X09SB---				191SS38	CVVUCR	33	211121 P10	077	3.	3.
065	PACS Fil Bias B 3 . VPRBU		PX2.-	-	P613	X09SB---				191SS38	CVVUCR	33	211121 P10	065	3.	3.
054	PACS Fil Bias B 3 . VGLBU		PX2.-	-	P613	X09SB---				191SS38	CVVUCR	33	211121 P10	054	3.	3.
042	PACS Fil Bias B 3 . VGG		PX2.-	-	P613	X09SB---				191SS38	CVVUCR	33	211121 P10	042	3.	3.
064	PACS Fil Bias B 3 . SH613		PX2.-	-	P613	X09SB---				Cable P613 Shd	CVVUCR	33	211121 P10	064		
-																
041	PACS Fil Bias B 3 . VSSBU		PX2.-	-	P613	X09SB---				Brass 021BS30	CVVUCR	33	211121 P10	041		
053	PACS Fil Bias B 3 . VDLBU		PX2.-	-	P613	X09SB---				Brass 021BS30	CVVUCR	33	211121 P10	053	3.	3.
030	PACS Fil Bias B 3 . S613b		PX2.-	-	P613	X09SB---				Cable P613b Shd	CVVUCR	33	211121 P10	030		
-	NC															
-	NC															
-	NC															
-	NC															
-	NC															
-	NC															
-	NC															

Astrium GmbH	**Pin Allocation List** (Harness)	Doc.No.: HP-2-ASED-IC-0015
Project: HERSCHEL		Issue: 1.0 Date: 21.04.2004
		Sheet: PAL-4 (of 4)

Connector: 313200 J08 **Function:** PACS SVM CB2 (PACS Bundle 07) **Conn.-Type:** SCC340104401B032435P

Item: HPSVMCB2 **Location:** 22 / I/F CB ab. SVM Panel 2 (RWDE) **Backshell:** 440 FS 110 M 24 32

EMC-Category: 3I/LL Sig H fr CVVFT to SVMCB

Pin	Signal Designation	Interface-Code Circuit	Signal	Pos.	Ch. ID	Wiring	Grouping: Shd	Cable	Twist	Comment	Target-Item	Location	Connector	Pin	New
-	NC														
-	NC														
-	NC														
-	NC														
-	NC														
-	NC														
-	NC														
-	NC														
-	NC														
-	NC														
-	NC														
-	NC														
-	NC														
-	NC														
-	NC														
-	NC														
-	NC														
-	NC														
-															
CH	Connector Housing									Overall Shd con to Backshell					

Astrium GmbH	**Pin Allocation List**	Doc.No.: HP-2-ASED-IC-0015
Project: HERSCHEL	**(Harness)**	Issue: 1.0 Date: 21.04.2004
		Sheet: PAL-1 (of 4)

Connector: 313200 J02 **Function:** PACS SVM CB2 (PACS Bundle 08) **Conn.-Type:** SCC340104401B032435P

Item: HPSVMCB2 **Location:** 22 / I/F CB ab. SVM Panel 2 (RWDE) **Backshell:** 440 FS 110 M 24 32

EMC-Category: 3I/LL Sig H fr CVVFT to SVMCB

		Interface-Code					Grouping:								
Pin	**Signal Designation**	**Circuit**	**Signal**	**Pos.**	**Ch. ID**	**Wiring**	**Shd**	**Cable**	**Twist**	**Comment**	**Target-Item**	**Location**	**Connector**	**Pin**	**New**
105	PACS S01-16 B 4 . REF16		PX1.-	-	P616	TP8SS-38				Steel AWG 38	CVVUCR	33	211121 P11	105	
115	PACS S01-16 B 4 . S16		PX1.-	-	P616	TP8SS-38					CVVUCR	33	211121 P11	115	
106	PACS S01-16 B 4 . REF15		PX1.-	-	P616	TP8SS-38					CVVUCR	33	211121 P11	106	
107	PACS S01-16 B 4 . S15		PX1.-	-	P616	TP8SS-38					CVVUCR	33	211121 P11	107	
122	PACS S01-16 B 4 . REF14		PX1.-	-	P616	TP8SS-38					CVVUCR	33	211121 P11	122	
123	PACS S01-16 B 4 . S14		PX1.-	-	P616	TP8SS-38					CVVUCR	33	211121 P11	123	
116	PACS S01-16 B 4 . REF13		PX1.-	-	P616	TP8SS-38					CVVUCR	33	211121 P11	116	
117	PACS S01-16 B 4 . S13		PX1.-	-	P616	TP8SS-38					CVVUCR	33	211121 P11	117	3. 3.
108	PACS S01-16 B 4 . REF12		PX1.-	-	P616	TP8SS-38					CVVUCR	33	211121 P11	108	
109	PACS S01-16 B 4 . S12		PX1.-	-	P616	TP8SS-38					CVVUCR	33	211121 P11	109	
124	PACS S01-16 B 4 . REF11		PX1.-	-	P616	TP8SS-38					CVVUCR	33	211121 P11	124	
125	PACS S01-16 B 4 . S11		PX1.-	-	P616	TP8SS-38					CVVUCR	33	211121 P11	125	
118	PACS S01-16 B 4 . REF10		PX1.-	-	P616	TP8SS-38					CVVUCR	33	211121 P11	118	
110	PACS S01-16 B 4 . S10		PX1.-	-	P616	TP8SS-38					CVVUCR	33	211121 P11	110	
119	PACS S01-16 B 4 . REF09		PX1.-	-	P616	TP8SS-38					CVVUCR	33	211121 P11	119	
126	PACS S01-16 B 4 . S09		PX1.-	-	P616	TP8SS-38					CVVUCR	33	211121 P11	126	
094	PACS S01-16 B 4 . S616b		PX1.-	-	P616	TP8SS-38				Cable P616b Shd	CVVUCR	33	211121 P11	094	
-															
127	PACS S01-16 B 4 . REF08		PX1.-	-	P616	TP8SS-38				Steel AWG 38	CVVUCR	33	211121 P11	127	
120	PACS S01-16 B 4 . S08		PX1.-	-	P616	TP8SS-38					CVVUCR	33	211121 P11	120	
128	PACS S01-16 B 4 . REF07		PX1.-	-	P616	TP8SS-38					CVVUCR	33	211121 P11	128	
121	PACS S01-16 B 4 . S07		PX1.-	-	P616	TP8SS-38					CVVUCR	33	211121 P11	121	
112	PACS S01-16 B 4 . REF06		PX1.-	-	P616	TP8SS-38					CVVUCR	33	211121 P11	112	
102	PACS S01-16 B 4 . S06		PX1.-	-	P616	TP8SS-38					CVVUCR	33	211121 P11	102	
113	PACS S01-16 B 4 . REF05		PX1.-	-	P616	TP8SS-38					CVVUCR	33	211121 P11	113	
103	PACS S01-16 B 4 . S05		PX1.-	-	P616	TP8SS-38					CVVUCR	33	211121 P11	103	3. 3.
091	PACS S01-16 B 4 . REF04		PX1.-	-	P616	TP8SS-38					CVVUCR	33	211121 P11	091	
080	PACS S01-16 B 4 . S04		PX1.-	-	P616	TP8SS-38					CVVUCR	33	211121 P11	080	
114	PACS S01-16 B 4 . REF03		PX1.-	-	P616	TP8SS-38					CVVUCR	33	211121 P11	114	
104	PACS S01-16 B 4 . S03		PX1.-	-	P616	TP8SS-38					CVVUCR	33	211121 P11	104	
092	PACS S01-16 B 4 . REF02		PX1.-	-	P616	TP8SS-38					CVVUCR	33	211121 P11	092	
093	PACS S01-16 B 4 . S02		PX1.-	-	P616	TP8SS-38					CVVUCR	33	211121 P11	093	
069	PACS S01-16 B 4 . REF01		PX1.-	-	P616	TP8SS-38					CVVUCR	33	211121 P11	069	
081	PACS S01-16 B 4 . S01		PX1.-	-	P616	TP8SS-38					CVVUCR	33	211121 P11	081	
111	PACS S01-16 B 4 . S616c		PX1.-	-	P616	TP8SS-38				Cable P616c	CVVUCR	33	211121 P11	111	
-															
026	PACS S17-32 B 4 . REF32		PX1.-	-	P617	TP8SS-38				Steel AWG 38	CVVUCR	33	211121 P11	026	
015	PACS S17-32 B 4 . S32		PX1.-	-	P617	TP8SS-38					CVVUCR	33	211121 P11	015	
016	PACS S17-32 B 4 . REF31		PX1.-	-	P617	TP8SS-38					CVVUCR	33	211121 P11	016	
027	PACS S17-32 B 4 . S31		PX1.-	-	P617	TP8SS-38					CVVUCR	33	211121 P11	027	

Astrium GmbH	**Pin Allocation List**	Doc.No.: HP-2-ASED-IC-0015
Project: HERSCHEL	**(Harness)**	Issue: 1.0 Date: 21.04.2004
		Sheet: PAL-2 (of 4)

Connector: 313200 J02 **Function:** PACS SVM CB2 (PACS Bundle 08) **Conn.-Type:** SCC340104401B032435P

Item: HPSVMCB2 **Location:** 22 / I/F CB ab. SVM Panel 2 (RWDE) **Backshell:** 440 FS 110 M 24 32

EMC-Category: 3I/LL Sig H fr CVVFT to SVMCB

		Interface-Code					Grouping:								
Pin	**Signal Designation**	**Circuit**	**Signal**	**Pos.**	**Ch. ID**	**Wiring**	**Shd**	**Cable**	**Twist**	**Comment**	**Target-Item**	**Location**	**Connector**	**Pin**	**New**	
008	PACS S17-32 B 4 . REF30		PX1.-	-	P617	TP8SS-38					CVVUCR	33	211121 P11	008		
001	PACS S17-32 B 4 . S30		PX1.-	-	P617	TP8SS-38					CVVUCR	33	211121 P11	001		
028	PACS S17-32 B 4 . REF29		PX1.-	-	P617	TP8SS-38					CVVUCR	33	211121 P11	028		
017	PACS S17-32 B 4 . S29		PX1.-	-	P617	TP8SS-38					CVVUCR	33	211121 P11	017	3.	3.
009	PACS S17-32 B 4 . REF28		PX1.-	-	P617	TP8SS-38					CVVUCR	33	211121 P11	009		
002	PACS S17-32 B 4 . S28		PX1.-	-	P617	TP8SS-38					CVVUCR	33	211121 P11	002		
018	PACS S17-32 B 4 . REF27		PX1.-	-	P617	TP8SS-38					CVVUCR	33	211121 P11	018		
010	PACS S17-32 B 4 . S27		PX1.-	-	P617	TP8SS-38					CVVUCR	33	211121 P11	010		
003	PACS S17-32 B 4 . REF26		PX1.-	-	P617	TP8SS-38					CVVUCR	33	211121 P11	003		
004	PACS S17-32 B 4 . S26		PX1.-	-	P617	TP8SS-38					CVVUCR	33	211121 P11	004		
011	PACS S17-32 B 4 . REF25		PX1.-	-	P617	TP8SS-38					CVVUCR	33	211121 P11	011		
019	PACS S17-32 B 4 . S25		PX1.-	-	P617	TP8SS-38					CVVUCR	33	211121 P11	019		
025	PACS S17-32 B 4 . S617b		PX1.-	-	P617	TP8SS-38				Cable P617b Shd	CVVUCR	33	211121 P11	025		
-																
006	PACS S17-32 B 4 . REF24		PX1.-	-	P617	TP8SS-38				Steel AWG 38	CVVUCR	33	211121 P11	006		
005	PACS S17-32 B 4 . S24		PX1.-	-	P617	TP8SS-38					CVVUCR	33	211121 P11	005		
013	PACS S17-32 B 4 . REF23		PX1.-	-	P617	TP8SS-38					CVVUCR	33	211121 P11	013		
007	PACS S17-32 B 4 . S23		PX1.-	-	P617	TP8SS-38					CVVUCR	33	211121 P11	007		
014	PACS S17-32 B 4 . REF22		PX1.-	-	P617	TP8SS-38					CVVUCR	33	211121 P11	014		
023	PACS S17-32 B 4 . S22		PX1.-	-	P617	TP8SS-38					CVVUCR	33	211121 P11	023		
022	PACS S17-32 B 4 . REF21		PX1.-	-	P617	TP8SS-38					CVVUCR	33	211121 P11	022		
033	PACS S17-32 B 4 . S21		PX1.-	-	P617	TP8SS-38					CVVUCR	33	211121 P11	033	3.	3.
034	PACS S17-32 B 4 . REF20		PX1.-	-	P617	TP8SS-38					CVVUCR	33	211121 P11	034		
024	PACS S17-32 B 4 . S20		PX1.-	-	P617	TP8SS-38					CVVUCR	33	211121 P11	024		
045	PACS S17-32 B 4 . REF19		PX1.-	-	P617	TP8SS-38					CVVUCR	33	211121 P11	045		
046	PACS S17-32 B 4 . S19		PX1.-	-	P617	TP8SS-38					CVVUCR	33	211121 P11	046		
035	PACS S17-32 B 4 . REF18		PX1.-	-	P617	TP8SS-38					CVVUCR	33	211121 P11	035		
047	PACS S17-32 B 4 . S18		PX1.-	-	P617	TP8SS-38					CVVUCR	33	211121 P11	047		
058	PACS S17-32 B 4 . REF17		PX1.-	-	P617	TP8SS-38					CVVUCR	33	211121 P11	058		
057	PACS S17-32 B 4 . S17		PX1.-	-	P617	TP8SS-38					CVVUCR	33	211121 P11	057		
012	PACS S17-32 B 4 . S617c		PX1.-	-	P617	TP8SS-38				Cable P617c Shd	CVVUCR	33	211121 P11	012		
-																
096	PACS FL Clock B 4 . VGDEC		PX6.-	-	P620	111SS-38				Steel 111SS38	CVVUCR	33	211121 P11	096		
084	PACS FL Clock B 4 . VSEL		PX6.-	-	P620	111SS-38					CVVUCR	33	211121 P11	084		
097	PACS FL Clock B 4 . VGSEL		PX6.-	-	P620	111SS-38					CVVUCR	33	211121 P11	097		
085	PACS FL Clock B 4 . AD6		PX6.-	-	P620	111SS-38				H11138SS	CVVUCR	33	211121 P11	085		3.
098	PACS FL Clock B 4 . AD5		PX6.-	-	P620	111SS-38					CVVUCR	33	211121 P11	098		
086	PACS FL Clock B 4 . AD4		PX6.-	-	P620	111SS-38					CVVUCR	33	211121 P11	086		
099	PACS FL Clock B 4 . AD3		PX6.-	-	P620	111SS-38					CVVUCR	33	211121 P11	099		
087	PACS FL Clock B 4 . AD2		PX6.-	-	P620	111SS-38					CVVUCR	33	211121 P11	087		

Astrium GmbH	**Pin Allocation List**	Doc.No.: HP-2-ASED-IC-0015
Project: HERSCHEL	**(Harness)**	Issue: 1.0 Date: 21.04.2004
		Sheet: PAL-3 (of 4)

Connector: 313200 J02 **Function:** PACS SVM CB2 (PACS Bundle 08) **Conn.-Type:** SCC340104401B032435P

Item: HPSVMCB2 **Location:** 22 / I/F CB ab. SVM Panel 2 (RWDE) **Backshell:** 440 FS 110 M 24 32

EMC-Category: 3I/LL Sig H fr CVVFT to SVMCB

		Interface-Code					Grouping:								
Pin	**Signal Designation**	**Circuit**	**Signal**	**Pos.**	**Ch. ID**	**Wiring**	**Shd**	**Cable**	**Twist**	**Comment**	**Target-Item**	**Location**	**Connector**	**Pin**	**New**	
100	PACS FL Clock B 4 . AD1		PX6.-	-	P620	111SS-38					CVVUCR	33	211121 P11	100		
088	PACS FL Clock B 4 . AD0		PX6.-	-	P620	111SS-38					CVVUCR	33	211121 P11	088		
072	PACS FL Clock B 4 . SH620		PX6.-	-	P620	111SS-38				Cable P620 Shd	CVVUCR	33	211121 P11	072		
-																
040	PACS Fil LL CLK B 4 . VSMS		PX4.-	-	P619	031SS-38				Steel 031SS38	CVVUCR	33	211121 P11	040		
051	PACS Fil LL CLK B 4 . CKRI		PX4.-	-	P619	031SS-38				H03138SS	CVVUCR	33	211121 P11	051		3.
052	PACS Fil LL CLK B 4 . VDECX		PX4.-	-	P619	031SS-38					CVVUCR	33	211121 P11	052		
050	PACS Fil LL CLK B 4 . SH619		PX4.-	-	P619	031SS-38				Cable P619 Shd	CVVUCR	33	211121 P11	050		
-																
068	PACS Fil Bias B 4 . VHB		PX2.-	-	P618	X09SB---				191SS38	CVVUCR	33	211121 P11	068	3.	
079	PACS Fil Bias B 4 . VTRIL		PX2.-	-	P618	X09SB---				191SS38	CVVUCR	33	211121 P11	079	3.	3.
056	PACS Fil Bias B 4 . GNDCL		PX2.-	-	P618	X09SB---				191SS38	CVVUCR	33	211121 P11	056	3.	3.
067	PACS Fil Bias B 4 . VDPRO		PX2.-	-	P618	X09SB---				191SS38	CVVUCR	33	211121 P11	067	3.	3.
090	PACS Fil Bias B 4 . VH		PX2.-	-	P618	X09SB---				191SS38	CVVUCR	33	211121 P11	090	3.	3.
078	PACS Fil Bias B 4 . VL		PX2.-	-	P618	X09SB---				191SS38	CVVUCR	33	211121 P11	078	3.	3.
101	PACS Fil Bias B 4 . VRL		PX2.-	-	P618	X09SB---				191SS38	CVVUCR	33	211121 P11	101	3.	3.
089	PACS Fil Bias B 4 . VCH		PX2.-	-	P618	X09SB---				191SS38	CVVUCR	33	211121 P11	089	3.	3.
055	PACS Fil Bias B 4 . VSS		PX2.-	-	P618	X09SB---				191SS38	CVVUCR	33	211121 P11	055	3.	3.
044	PACS Fil Bias B 4 . VDL		PX2.-	-	P618	X09SB---				191SS38	CVVUCR	33	211121 P11	044	3.	3.
043	PACS Fil Bias B 4 . VINJ		PX2.-	-	P618	X09SB---				191SS38	CVVUCR	33	211121 P11	043	3.	3.
032	PACS Fil Bias B 4 . VGL		PX2.-	-	P618	X09SB---				191SS38	CVVUCR	33	211121 P11	032	3.	3.
066	PACS Fil Bias B 4 . VDD		PX2.-	-	P618	X09SB---				191SS38	CVVUCR	33	211121 P11	066	3.	3.
077	PACS Fil Bias B 4 . GNDBU		PX2.-	-	P618	X09SB---				191SS38	CVVUCR	33	211121 P11	077	3.	3.
065	PACS Fil Bias B 4 . VPRBU		PX2.-	-	P618	X09SB---				191SS38	CVVUCR	33	211121 P11	065	3.	3.
054	PACS Fil Bias B 4 . VGLBU		PX2.-	-	P618	X09SB---				191SS38	CVVUCR	33	211121 P11	054	3.	3.
042	PACS Fil Bias B 4 . VGG		PX2.-	-	P618	X09SB---				191SS38	CVVUCR	33	211121 P11	042	3.	3.
064	PACS Fil Bias B 4 . SHD08		PX2.-	-	P618	X09SB---				Cable P618 Shd	CVVUCR	33	211121 P11			
-																
041	PACS Fil Bias B 4 . VSSBU		PX2.-	-	P618	X09SB---				Brass 021BS30	CVVUCR	33	211121 P11	041		
053	PACS Fil Bias B 4 . VDLBU		PX2.-	-	P618	X09SB---				Brass 021BS30	CVVUCR	33	211121 P11	053	3.	3.
030	PACS Fil Bias B 4 . S618b		PX2.-	-	P618	X09SB---				Cable P618b Shd	CVVUCR	33	211121 P11	030		
-	NC															
-	NC															
-	NC															
-	NC															
-	NC															
-	NC															
-	NC															

Astrium GmbH	**Pin Allocation List** (Harness)	Doc.No.: HP-2-ASED-IC-0015
Project: HERSCHEL		Issue: 1.0 Date: 21.04.2004
		Sheet: PAL-4 (of 4)

Connector: 313200 J02 **Function:** PACS SVM CB2 (PACS Bundle 08) **Conn.-Type:** SCC340104401B032435P

Item: HPSVMCB2 **Location:** 22 / I/F CB ab. SVM Panel 2 (RWDE) **Backshell:** 440 FS 110 M 24 32

EMC-Category: 3I/LL Sig H fr CVVFT to SVMCB

Pin	Signal Designation	Interface-Code Circuit	Signal	Pos.	Ch. ID	Wiring	Grouping: Shd	Cable	Twist	Comment	Target-Item	Location	Connector	Pin	New
-	NC														
-	NC														
-	NC														
-	NC														
-	NC														
-	NC														
-	NC														
-	NC														
-	NC														
-	NC														
-	NC														
-	NC														
-	NC														
-	NC														
-	NC														
-	NC														
-	NC														
-	NC														
-															
CH	Connector Housing									Overall Shd con to Backshell					

Astrium GmbH	**Pin Allocation List**	Doc.No.: HP-2-ASED-IC-0015
Project: HERSCHEL	**(Harness)**	Issue: 1.0 Date: 21.04.2004
		Sheet: PAL-1 (of 3)

Connector: 313200 J01 **Function:** PACS SVM CB2 (PACS Bundle 09) **Conn.-Type:** SCC340104401B032235P

Item: HPSVMCB2 **Location:** 22 / I/F CB ab. SVM Panel 2 (RWDE) **Backshell:** 440 FS 110 M 24 32

EMC-Category: 3I/LL Sig H fr CVVFT to SVMCB

		Interface-Code					Grouping:								
Pin	**Signal Designation**	**Circuit**	**Signal**	**Pos.**	**Ch. ID**	**Wiring**	**Shd**	**Cable**	**Twist**	**Comment**	**Target-Item**	**Location**	**Connector**	**Pin**	**New**	
086	PACS S01-16 B 5 . REF16		PX1.-	-	P621	TP8SS-38				Steel AWG 38	CVVUCR	33	211121 P12	086		
078	PACS S01-16 B 5 . S16		PX1.-	-	P621	TP8SS-38					CVVUCR	33	211121 P12	078		
087	PACS S01-16 B 5 . REF15		PX1.-	-	P621	TP8SS-38					CVVUCR	33	211121 P12	087		
079	PACS S01-16 B 5 . S15		PX1.-	-	P621	TP8SS-38					CVVUCR	33	211121 P12	079		
088	PACS S01-16 B 5 . REF14		PX1.-	-	P621	TP8SS-38					CVVUCR	33	211121 P12	088		
080	PACS S01-16 B 5 . S14		PX1.-	-	P621	TP8SS-38					CVVUCR	33	211121 P12	080		
089	PACS S01-16 B 5 . REF13		PX1.-	-	P621	TP8SS-38					CVVUCR	33	211121 P12	089		
081	PACS S01-16 B 5 . S13		PX1.-	-	P621	TP8SS-38					CVVUCR	33	211121 P12	081	3.	3.
069	PACS S01-16 B 5 . REF12		PX1.-	-	P621	TP8SS-38					CVVUCR	33	211121 P12	069		
059	PACS S01-16 B 5 . S12		PX1.-	-	P621	TP8SS-38					CVVUCR	33	211121 P12	059		
070	PACS S01-16 B 5 . REF11		PX1.-	-	P621	TP8SS-38					CVVUCR	33	211121 P12	070		
060	PACS S01-16 B 5 . S11		PX1.-	-	P621	TP8SS-38					CVVUCR	33	211121 P12	060		
071	PACS S01-16 B 5 . REF10		PX1.-	-	P621	TP8SS-38					CVVUCR	33	211121 P12	071		
061	PACS S01-16 B 5 . S10		PX1.-	-	P621	TP8SS-38					CVVUCR	33	211121 P12	061		
072	PACS S01-16 B 5 . REF09		PX1.-	-	P621	TP8SS-38					CVVUCR	33	211121 P12	072		
062	PACS S01-16 B 5 . S09		PX1.-	-	P621	TP8SS-38					CVVUCR	33	211121 P12	062		
077	PACS S01-16 B 5 . S621b		PX1.-	-	P621	TP8SS-38				Cable P621b Shd	CVVUCR	33	211121 P12	077		
-																
090	PACS S01-16 B 5 . REF08		PX1.-	-	P621	TP8SS-38				Steel AWG 38	CVVUCR	33	211121 P12	090		
082	PACS S01-16 B 5 . S08		PX1.-	-	P621	TP8SS-38					CVVUCR	33	211121 P12	082		
091	PACS S01-16 B 5 . REF07		PX1.-	-	P621	TP8SS-38					CVVUCR	33	211121 P12	091		
083	PACS S01-16 B 5 . S07		PX1.-	-	P621	TP8SS-38					CVVUCR	33	211121 P12	083		
092	PACS S01-16 B 5 . REF06		PX1.-	-	P621	TP8SS-38					CVVUCR	33	211121 P12	092		
084	PACS S01-16 B 5 . S06		PX1.-	-	P621	TP8SS-38					CVVUCR	33	211121 P12	084		
093	PACS S01-16 B 5 . REF05		PX1.-	-	P621	TP8SS-38					CVVUCR	33	211121 P12	093		
085	PACS S01-16 B 5 . S05		PX1.-	-	P621	TP8SS-38					CVVUCR	33	211121 P12	085	3.	3.
073	PACS S01-16 B 5 . REF04		PX1.-	-	P621	TP8SS-38					CVVUCR	33	211121 P12	073		
063	PACS S01-16 B 5 . S04		PX1.-	-	P621	TP8SS-38					CVVUCR	33	211121 P12	063		
074	PACS S01-16 B 5 . REF03		PX1.-	-	P621	TP8SS-38					CVVUCR	33	211121 P12	074		
064	PACS S01-16 B 5 . S03		PX1.-	-	P621	TP8SS-38					CVVUCR	33	211121 P12	064		
075	PACS S01-16 B 5 . REF02		PX1.-	-	P621	TP8SS-38					CVVUCR	33	211121 P12	075		
065	PACS S01-16 B 5 . S02		PX1.-	-	P621	TP8SS-38					CVVUCR	33	211121 P12	065		
076	PACS S01-16 B 5 . REF01		PX1.-	-	P621	TP8SS-38					CVVUCR	33	211121 P12	076		
066	PACS S01-16 B 5 . S01		PX1.-	-	P621	TP8SS-38					CVVUCR	33	211121 P12	066		
097	PACS S01-16 B 5 . S621c		PX1.-	-	P621	TP8SS-38				Cable P621c Shd	CVVUCR	33	211121 P12	097		
-																
008	PACS FL Clock B 5 . VGDEC		PX6.-	-	P624	111SS-38				Steel 111SS38	CVVUCR	33	211121 P12	008		
009	PACS FL Clock B 5 . VSEL		PX6.-	-	P624	111SS-38					CVVUCR	33	211121 P12	009		
010	PACS FL Clock B 5 . VGSEL		PX6.-	-	P624	111SS-38					CVVUCR	33	211121 P12	010		
011	PACS FL Clock B 5 . AD6		PX6.-	-	P624	111SS-38				H11138SS	CVVUCR	33	211121 P12	011		

Astrium GmbH	**Pin Allocation List**	Doc.No.: HP-2-ASED-IC-0015
Project: HERSCHEL	**(Harness)**	Issue: 1.0 Date: 21.04.2004
		Sheet: PAL-2 (of 3)

Connector: 313200 J01 **Function:** PACS SVM CB2 (PACS Bundle 09) **Conn.-Type:** SCC340104401B032235P

Item: HPSVMCB2 **Location:** 22 / I/F CB ab. SVM Panel 2 (RWDE) **Backshell:** 440 FS 110 M 24 32

EMC-Category: 3I/LL Sig H fr CVVFT to SVMCB

		Interface-Code					Grouping:								
Pin	**Signal Designation**	**Circuit**	**Signal**	**Pos.**	**Ch. ID**	**Wiring**	**Shd**	**Cable**	**Twist**	**Comment**	**Target-Item**	**Location**	**Connector**	**Pin**	**New**
017	PACS FL Clock B 5 . AD5		PX6.-	-	P624	111SS-38					CVVUCR	33	211121 P12	017	
018	PACS FL Clock B 5 . AD4		PX6.-	-	P624	111SS-38					CVVUCR	33	211121 P12	018	
019	PACS FL Clock B 5 . AD3		PX6.-	-	P624	111SS-38					CVVUCR	33	211121 P12	019	
020	PACS FL Clock B 5 . AD2		PX6.-	-	P624	111SS-38					CVVUCR	33	211121 P12	020	
029	PACS FL Clock B 5 . AD1		PX6.-	-	P624	111SS-38					CVVUCR	33	211121 P12	029	
030	PACS FL Clock B 5 . AD0		PX6.-	-	P624	111SS-38					CVVUCR	33	211121 P12	030	
016	PACS FL Clock B 5 . SH624		PX6.-	-	P624	111SS-38				Cable P624 Shd	CVVUCR	33	211121 P12	016	
-															
001	PACS Fil LL CLK B 5 . VSMS		PX4.-	-	P623	031SS-38				Steel 031SS38	CVVUCR	33	211121 P12	001	
002	PACS Fil LL CLK B 5 . CKRI		PX4.-	-	P623	031SS-38				H03138SS	CVVUCR	33	211121 P12	002	
003	PACS Fil LL CLK B 5 . VDECX		PX4.-	-	P623	031SS-38					CVVUCR	33	211121 P12	003	
004	PACS Fil LL CLK B 5 . SH623		PX4.-	-	P623	031SS-38				Cable P623 Shd	CVVUCR	33	211121 P12	004	
-															
012	PACS Fil Bias B 5 . VHB		PX2.-	-	P622	X09SB---				191SS38	CVVUCR	33	211121 P12	012	3.
013	PACS Fil Bias B 5 . VTRIL		PX2.-	-	P622	X09SB---				191SS38	CVVUCR	33	211121 P12	013	3.
014	PACS Fil Bias B 5 . GNDCL		PX2.-	-	P622	X09SB---				191SS38	CVVUCR	33	211121 P12	014	3.
015	PACS Fil Bias B 5 . VDPRO		PX2.-	-	P622	X09SB---				191SS38	CVVUCR	33	211121 P12	015	3.
021	PACS Fil Bias B 5 . VH		PX2.-	-	P622	X09SB---				191SS38	CVVUCR	33	211121 P12	021	3.
022	PACS Fil Bias B 5 . VL		PX2.-	-	P622	X09SB---				191SS38	CVVUCR	33	211121 P12	022	3.
023	PACS Fil Bias B 5 . VRL		PX2.-	-	P622	X09SB---				191SS38	CVVUCR	33	211121 P12	023	3.
024	PACS Fil Bias B 5 . VCH		PX2.-	-	P622	X09SB---				191SS38	CVVUCR	33	211121 P12	024	3.
031	PACS Fil Bias B 5 . VSS		PX2.-	-	P622	X09SB---				191SS38	CVVUCR	33	211121 P12	031	3.
032	PACS Fil Bias B 5 . VDL		PX2.-	-	P622	X09SB---				191SS38	CVVUCR	33	211121 P12	032	3.
033	PACS Fil Bias B 5 . VINJ		PX2.-	-	P622	X09SB---				191SS38	CVVUCR	33	211121 P12	033	3.
034	PACS Fil Bias B 5 . VGL		PX2.-	-	P622	X09SB---				191SS38	CVVUCR	33	211121 P12	034	3.
042	PACS Fil Bias B 5 . VDD		PX2.-	-	P622	X09SB---				191SS38	CVVUCR	33	211121 P12	042	3.
043	PACS Fil Bias B 5 . GNDBU		PX2.-	-	P622	X09SB---				191SS38	CVVUCR	33	211121 P12	043	3.
044	PACS Fil Bias B 5 . VPRBU		PX2.-	-	P622	X09SB---				191SS38	CVVUCR	33	211121 P12	044	3.
045	PACS Fil Bias B 5 . VGLBU		PX2.-	-	P622	X09SB---				191SS38	CVVUCR	33	211121 P12	045	3.
041	PACS Fil Bias B 5 . VGG		PX2.-	-	P622	X09SB---				191SS38	CVVUCR	33	211121 P12	041	3.
052	PACS Fil Bias B 5 . SH622		PX2.-	-	P622	X09SB---				Cable P622 Shd	CVVUCR	33	211121 P12	052	
-															
005	PACS Fil Bias B 5 . VSSBU		PX2.-	-	P622	X09SB---				Brass 021BS30	CVVUCR	33	211121 P12	005	
006	PACS Fil Bias B 5 . VDLBU		PX2.-	-	P622	X09SB---				Brass 021BS30	CVVUCR	33	211121 P12	006	3.
007	PACS Fil Bias B 5 . S622b		PX2.-	-	P622	X09SB---				Cable P622b Shd	CVVUCR	33	211121 P12	007	
-	NC														
-	NC														
-	NC														

Astrium GmbH	**Pin Allocation List** (Harness)	Doc.No.: HP-2-ASED-IC-0015
Project: HERSCHEL		Issue: 1.0 Date: 21.04.2004
		Sheet: PAL-3 (of 3)

Connector: 313200 J01 **Function:** PACS SVM CB2 (PACS Bundle 09) **Conn.-Type:** SCC340104401B032235P

Item: HPSVMCB2 **Location:** 22 / I/F CB ab. SVM Panel 2 (RWDE) **Backshell:** 440 FS 110 M 24 32

EMC-Category: 3I/LL Sig H fr CVVFT to SVMCB

Pin	Signal Designation	Interface-Code Circuit	Signal	Pos.	Ch. ID	Wiring	Grouping: Shd	Cable	Twist	Comment	Target-Item	Location	Connector	Pin	New
-	NC														
-	NC														
-	NC														
-	NC														
-	NC														
-	NC														
-	NC														
-	NC														
-	NC														
-	NC														
-	NC														
-	NC														
-	NC														
-	NC														
-	NC														
-	NC														
-	NC														
-	NC														
-	NC														
-	NC														
-	NC														
-	NC														
-															
CH	Connector Housing									Overall Shd con to Backshell					

Astrium GmbH	**Pin Allocation List**	Doc.No.: HP-2-ASED-IC-0015
Project: HERSCHEL	**(Harness)**	Issue: 1.0 Date: 21.04.2004
		Sheet: PAL-1 (of 3)

Connector: 313200 J03 **Function:** PACS SVM CB2 (PACS Bundel 10) **Conn.-Type:** SCC340104401B032235P

Item: HPSVMCB2 **Location:** 22 / I/F CB ab. SVM Panel 2 (RWDE) **Backshell:** 440 FS 110 M 24 32

EMC-Category: 3I/LL Sig H fr CVVFT to SVMCB

		Interface-Code					Grouping:								
Pin	**Signal Designation**	**Circuit**	**Signal**	**Pos.**	**Ch. ID**	**Wiring**	**Shd**	**Cable**	**Twist**	**Comment**	**Target-Item**	**Location**	**Connector**	**Pin**	**New**	
086	PACS S01-16 B 6 . REF16		PX1.-	-	P625	TP8SS-38				Steel AWG 38	CVVUCR	33	211121 P13	086		
078	PACS S01-16 B 6 . S16		PX1.-	-	P625	TP8SS-38					CVVUCR	33	211121 P13	078		
087	PACS S01-16 B 6 . REF15		PX1.-	-	P625	TP8SS-38					CVVUCR	33	211121 P13	087		
079	PACS S01-16 B 6 . S15		PX1.-	-	P625	TP8SS-38					CVVUCR	33	211121 P13	079		
088	PACS S01-16 B 6 . REF14		PX1.-	-	P625	TP8SS-38					CVVUCR	33	211121 P13	088		
080	PACS S01-16 B 6 . S14		PX1.-	-	P625	TP8SS-38					CVVUCR	33	211121 P13	080		
089	PACS S01-16 B 6 . REF13		PX1.-	-	P625	TP8SS-38					CVVUCR	33	211121 P13	089		
081	PACS S01-16 B 6 . S13		PX1.-	-	P625	TP8SS-38					CVVUCR	33	211121 P13	081	3.	3.
069	PACS S01-16 B 6 . REF12		PX1.-	-	P625	TP8SS-38					CVVUCR	33	211121 P13	069		
059	PACS S01-16 B 6 . S12		PX1.-	-	P625	TP8SS-38					CVVUCR	33	211121 P13	059		
070	PACS S01-16 B 6 . REF11		PX1.-	-	P625	TP8SS-38					CVVUCR	33	211121 P13	070		
060	PACS S01-16 B 6 . S11		PX1.-	-	P625	TP8SS-38					CVVUCR	33	211121 P13	060		
071	PACS S01-16 B 6 . REF10		PX1.-	-	P625	TP8SS-38					CVVUCR	33	211121 P13	071		
061	PACS S01-16 B 6 . S10		PX1.-	-	P625	TP8SS-38					CVVUCR	33	211121 P13	061		
072	PACS S01-16 B 6 . REF09		PX1.-	-	P625	TP8SS-38					CVVUCR	33	211121 P13	072		
062	PACS S01-16 B 6 . S09		PX1.-	-	P625	TP8SS-38					CVVUCR	33	211121 P13	062		
077	PACS S01-16 B 6 . S625b		PX1.-	-	P625	TP8SS-38				Cable P625b Shd	CVVUCR	33	211121 P13	077		
-																
090	PACS S01-16 B 6 . REF08		PX1.-	-	P625	TP8SS-38				Steel AWG 38	CVVUCR	33	211121 P13	090		
082	PACS S01-16 B 6 . S08		PX1.-	-	P625	TP8SS-38					CVVUCR	33	211121 P13	082		
091	PACS S01-16 B 6 . REF07		PX1.-	-	P625	TP8SS-38					CVVUCR	33	211121 P13	091		
083	PACS S01-16 B 6 . S07		PX1.-	-	P625	TP8SS-38					CVVUCR	33	211121 P13	083		
092	PACS S01-16 B 6 . REF06		PX1.-	-	P625	TP8SS-38					CVVUCR	33	211121 P13	092		
084	PACS S01-16 B 6 . S06		PX1.-	-	P625	TP8SS-38					CVVUCR	33	211121 P13	084		
093	PACS S01-16 B 6 . REF05		PX1.-	-	P625	TP8SS-38					CVVUCR	33	211121 P13	093		
085	PACS S01-16 B 6 . S05		PX1.-	-	P625	TP8SS-38					CVVUCR	33	211121 P13	085	3.	3.
073	PACS S01-16 B 6 . REF04		PX1.-	-	P625	TP8SS-38					CVVUCR	33	211121 P13	073		
063	PACS S01-16 B 6 . S04		PX1.-	-	P625	TP8SS-38					CVVUCR	33	211121 P13	063		
074	PACS S01-16 B 6 . REF03		PX1.-	-	P625	TP8SS-38					CVVUCR	33	211121 P13	074		
064	PACS S01-16 B 6 . S03		PX1.-	-	P625	TP8SS-38					CVVUCR	33	211121 P13	064		
075	PACS S01-16 B 6 . REF02		PX1.-	-	P625	TP8SS-38					CVVUCR	33	211121 P13	075		
065	PACS S01-16 B 6 . S02		PX1.-	-	P625	TP8SS-38					CVVUCR	33	211121 P13	065		
076	PACS S01-16 B 6 . REF01		PX1.-	-	P625	TP8SS-38					CVVUCR	33	211121 P13	076		
066	PACS S01-16 B 6 . S01		PX1.-	-	P625	TP8SS-38					CVVUCR	33	211121 P13	066		
097	PACS S01-16 B 6 . S625c		PX1.-	-	P625	TP8SS-38				Cable P625c Shd	CVVUCR	33	211121 P13	097		
-																
008	PACS FL Clock B 6 . VGDEC		PX6.-	-	P628	111SS-38				Steel 111SS38	CVVUCR	33	211121 P13	008		
009	PACS FL Clock B 6 . VSEL		PX6.-	-	P628	111SS-38					CVVUCR	33	211121 P13	009		
010	PACS FL Clock B 6 . VGSEL		PX6.-	-	P628	111SS-38					CVVUCR	33	211121 P13	010		
011	PACS FL Clock B 6 . AD6		PX6.-	-	P628	111SS-38					CVVUCR	33	211121 P13	011		

Astrium GmbH	**Pin Allocation List**	Doc.No.: HP-2-ASED-IC-0015
Project: HERSCHEL	**(Harness)**	Issue: 1.0 Date: 21.04.2004
		Sheet: PAL-2 (of 3)

Connector: 313200 J03 **Function:** PACS SVM CB2 (PACS Bundel 10) **Conn.-Type:** SCC340104401B032235P

Item: HPSVMCB2 **Location:** 22 / I/F CB ab. SVM Panel 2 (RWDE) **Backshell:** 440 FS 110 M 24 32

EMC-Category: 3I/LL Sig H fr CVVFT to SVMCB

		Interface-Code					Grouping:								
Pin	**Signal Designation**	**Circuit**	**Signal**	**Pos.**	**Ch. ID**	**Wiring**	**Shd**	**Cable**	**Twist**	**Comment**	**Target-Item**	**Location**	**Connector**	**Pin**	**New**
017	PACS FL Clock B 6 . AD5		PX6.-	-	P628	111SS-38				H11138SS	CVVUCR	33	211121 P13	017	
018	PACS FL Clock B 6 . AD4		PX6.-	-	P628	111SS-38					CVVUCR	33	211121 P13	018	
019	PACS FL Clock B 6 . AD3		PX6.-	-	P628	111SS-38					CVVUCR	33	211121 P13	019	
020	PACS FL Clock B 6 . AD2		PX6.-	-	P628	111SS-38					CVVUCR	33	211121 P13	020	
029	PACS FL Clock B 6 . AD1		PX6.-	-	P628	111SS-38					CVVUCR	33	211121 P13	029	
030	PACS FL Clock B 6 . AD0		PX6.-	-	P628	111SS-38					CVVUCR	33	211121 P13	030	
016	PACS FL Clock B 6 . SH628		PX6.-	-	P628	111SS-38				Cable P628 Shd	CVVUCR	33	211121 P13	016	
-															
001	PACS Fill LL CLK B 6 . VSMS		PX4.-	-	P627	031SS-38				Steel 031SS38	CVVUCR	33	211121 P13	001	
002	PACS Fill LL CLK B 6 . CKRI		PX4.-	-	P627	031SS-38				H03138SS	CVVUCR	33	211121 P13	002	
003	PACS Fill LL CLK B 6 . VDECX		PX4.-	-	P627	031SS-38					CVVUCR	33	211121 P13	003	
004	PACS Fill LL CLK B 6 . SH627		PX4.-	-	P627	031SS-38				Cable P627 Shd	CVVUCR	33	211121 P13	004	
-															
012	PACS Fil Bias B 6 . VHB		PX2.-	-	P626	X09SB---				191SS38	CVVUCR	33	211121 P13	012	3.
013	PACS Fil Bias B 6 . VTRIL		PX2.-	-	P626	X09SB---				191SS38	CVVUCR	33	211121 P13	013	3.
014	PACS Fil Bias B 6 . GNDCL		PX2.-	-	P626	X09SB---				191SS38	CVVUCR	33	211121 P13	014	3.
015	PACS Fil Bias B 6 . VDPRO		PX2.-	-	P626	X09SB---				191SS38	CVVUCR	33	211121 P13	015	3.
021	PACS Fil Bias B 6 . VH		PX2.-	-	P626	X09SB---				191SS38	CVVUCR	33	211121 P13	021	3.
022	PACS Fil Bias B 6 . VL		PX2.-	-	P626	X09SB---				191SS38	CVVUCR	33	211121 P13	022	3.
023	PACS Fil Bias B 6 . VRL		PX2.-	-	P626	X09SB---				191SS38	CVVUCR	33	211121 P13	023	3.
024	PACS Fil Bias B 6 . VCH		PX2.-	-	P626	X09SB---				191SS38	CVVUCR	33	211121 P13	024	3.
031	PACS Fil Bias B 6 . VSS		PX2.-	-	P626	X09SB---				191SS38	CVVUCR	33	211121 P13	031	3.
032	PACS Fil Bias B 6 . VDL		PX2.-	-	P626	X09SB---				191SS38	CVVUCR	33	211121 P13	032	3.
033	PACS Fil Bias B 6 . VINJ		PX2.-	-	P626	X09SB---				191SS38	CVVUCR	33	211121 P13	033	3.
034	PACS Fil Bias B 6 . VGL		PX2.-	-	P626	X09SB---				191SS38	CVVUCR	33	211121 P13	034	3.
042	PACS Fil Bias B 6 . VDD		PX2.-	-	P626	X09SB---				191SS38	CVVUCR	33	211121 P13	042	3.
043	PACS Fil Bias B 6 . GNDBU		PX2.-	-	P626	X09SB---				191SS38	CVVUCR	33	211121 P13	043	3.
044	PACS Fil Bias B 6 . VPRBU		PX2.-	-	P626	X09SB---				191SS38	CVVUCR	33	211121 P13	044	3.
045	PACS Fil Bias B 6 . VGLBU		PX2.-	-	P626	X09SB---				191SS38	CVVUCR	33	211121 P13	045	3.
041	PACS Fil Bias B 6 . VGG		PX2.-	-	P626	X09SB---				191SS38	CVVUCR	33	211121 P13	041	3.
052	PACS Fil Bias B 6 . SH626		PX2.-	-	P626	X09SB---				Cable P626 Shd	CVVUCR	33	211121 P13	052	
-															
005	PACS Fil Bias B 6 . VSSBU		PX2.-	-	P626	X09SB---				Brass 021BS30	CVVUCR	33	211121 P13	005	
006	PACS Fil Bias B 6 . VDLBU		PX2.-	-	P626	X09SB---				Brass 021BS30	CVVUCR	33	211121 P13	006	3.
007	PACS Fil Bias B 6 . S626b		PX2.-	-	P626	X09SB---				Cable P626b Shd	CVVUCR	33	211121 P13	007	
-	NC														
-	NC														
-	NC														

Astrium GmbH	**Pin Allocation List** (Harness)	Doc.No.: HP-2-ASED-IC-0015
Project: HERSCHEL		Issue: 1.0 Date: 21.04.2004
		Sheet: PAL-3 (of 3)

Connector: 313200 J03 **Function:** PACS SVM CB2 (PACS Bundel 10) **Conn.-Type:** SCC340104401B032235P

Item: HPSVMCB2 **Location:** 22 / I/F CB ab. SVM Panel 2 (RWDE) **Backshell:** 440 FS 110 M 24 32

EMC-Category: 3I/LL Sig H fr CVVFT to SVMCB

Pin	Signal Designation	Interface-Code Circuit	Signal	Pos.	Ch. ID	Wiring	Grouping: Shd	Cable	Twist	Comment	Target-Item	Location	Connector	Pin	New
-	NC														
-	NC														
-	NC														
-	NC														
-	NC														
-	NC														
-	NC														
-	NC														
-	NC														
-	NC														
-	NC														
-	NC														
-	NC														
-	NC														
-	NC														
-	NC														
-	NC														
-	NC														
-	NC														
-	NC														
-	NC														
-	NC														
-															
CH	Connector Housing									Overall Shd con to Backshell					

Astrium GmbH	**Pin Allocation List**	Doc.No.: HP-2-ASED-IC-0015
Project: HERSCHEL	**(Harness)**	Issue: 1.0 Date: 21.04.2004
		Sheet: PAL-1 (of 3)

Connector: 313200 J05 **Function:** PACS SVM CB2 (PACS Bundle 11) **Conn.-Type:** SCC340104401B032235P

Item: HPSVMCB2 **Location:** 22 / I/F CB ab. SVM Panel 2 (RWDE) **Backshell:** 440 FS 107 M 24 32

EMC-Category: 3I/LL Sig H fr CVVFT to SVMCB

		Interface-Code					Grouping:									
Pin	**Signal Designation**	**Circuit**	**Signal**	**Pos.**	**Ch. ID**	**Wiring**	**Shd**	**Cable**	**Twist**	**Comment**	**Target-Item**	**Location**	**Connector**	**Pin**	**New**	
041	PACS Co M SP Temp . SENS		PBT.-	-	P629	TP2SS-38	1			Steel 2 xTP38 + Shd	CVVUCR	33	2I211121 P14	041		
031	PACS Co M SP Temp . SENRT		PBT.-	-	P629	TP2SS-38	1				CVVUCR	33	2I211121 P14	031		
042	PACS Co M SP Temp . DRV		PBT.-	-	P629	TP2SS-38	1				CVVUCR	33	2I211121 P14	042	3.	3.
032	PACS Co M SP Temp . DRVRT		PBT.-	-	P629	TP2SS-38	1				CVVUCR	33	2I211121 P14	032		
033	PACS Co M SP Temp . SH629		PBT.-	-	P629	TP2SS-38	1			Cable P629 Shd	CVVUCR	33	2I211121 P14	033		
-																
090	PACS Co M EV Temp . SENS		PBT.-	-	P630	TP2SS-38	2			Steel 2 xTP38 + Shd	CVVUCR	33	2I211121 P14	090		
082	PACS Co M EV Temp . SENRT		PBT.-	-	P630	TP2SS-38	2				CVVUCR	33	2I211121 P14	082		
091	PACS Co M EV Temp . DRV		PBT.-	-	P630	TP2SS-38	2				CVVUCR	33	2I211121 P14	091	3.	3.
083	PACS Co M EV Temp . DRVRT		PBT.-	-	P630	TP2SS-38	2				CVVUCR	33	2I211121 P14	083		
084	PACS Co M EV Temp . SH630		PBT.-	-	P630	TP2SS-38	2			Cable P630 Shd	CVVUCR	33	2I211121 P14	084		
-																
088	PACS Co M HSP Pump Temp . SENS		PBT.-	-	P631	TP2SS-38	3			Steel 2 xTP38 + Shd	CVVUCR	33	2I211121 P14	088		
080	PACS Co M HSP Pump Temp . SENRT		PBT.-	-	P631	TP2SS-38	3				CVVUCR	33	2I211121 P14	080		
089	PACS Co M HSP Pump Temp . DRV		PBT.-	-	P631	TP2SS-38	3				CVVUCR	33	2I211121 P14	089	3.	3.
081	PACS Co M HSP Pump Temp . DRVRT		PBT.-	-	P631	TP2SS-38	3				CVVUCR	33	2I211121 P14	081		
087	PACS Co M HSP Pump Temp . SH631		PBT.-	-	P631	TP2SS-38	3			Cable P631 Shd	CVVUCR	33	2I211121 P14	087		
-																
070	PACS Co M HSE Pump Temp . SENS		PBT.-	-	P632	TP2SS-38	4			Steel 2 xTP38 + Shd	CVVUCR	33	2I211121 P14	070		
060	PACS Co M HSE Pump Temp . SENRT		PBT.-	-	P632	TP2SS-38	4				CVVUCR	33	2I211121 P14	060		
071	PACS Co M HSE Pump Temp . DRV		PBT.-	-	P632	TP2SS-38	4				CVVUCR	33	2I211121 P14	071		
061	PACS Co M HSE Pump Temp . DRVRT		PBT.-	-	P632	TP2SS-38	4				CVVUCR	33	2I211121 P14	061		
069	PACS Co M HSE Pump Temp . SH632		PBT.-	-	P632	TP2SS-38	4			Cable P632 Shd	CVVUCR	33	2I211121 P14	069		
-																
049	PACS CO M Shunt Temp . SENS		PBT.-	-	P633	TP2SS-38	5			Steel 2 xTP38 + Shd	CVVUCR	33	2I211121 P14	049		
039	PACS CO M Shunt Temp . SENRT		PBT.-	-	P633	TP2SS-38	5				CVVUCR	33	2I211121 P14	039		
050	PACS CO M Shunt Temp . DRV		PBT.-	-	P633	TP2SS-38	5				CVVUCR	33	2I211121 P14	050	3.	3.
040	PACS CO M Shunt Temp . DRVRT		PBT.-	-	P633	TP2SS-38	5				CVVUCR	33	2I211121 P14	040		
048	PACS CO M Shunt Temp . SH633		PBT.-	-	P633	TP2SS-38	5			Cable P633 Shd	CVVUCR	33	2I211121 P14	048		
-																
073	PACS CO M Heat . SPSEN		PBH.-	-	P634	TP6BS-30	6			Brass 6x TP30 +Shd	CVVUCR	33	2I211121 P14	073		
063	PACS CO M Heat . SPSRT		PBH.-	-	P634	TP6BS-30	6				CVVUCR	33	2I211121 P14	063		
074	PACS CO M Heat . SPDRV		PBH.-	-	P634	TP6BS-30	6				CVVUCR	33	2I211121 P14	074		
064	PACS CO M Heat . SPDRT		PBH.-	-	P634	TP6BS-30	6				CVVUCR	33	2I211121 P14	064		
075	PACS CO M Heat . HSESE		PBH.-	-	P634	TP6BS-30	6			H06-02130BS	CVVUCR	33	2I211121 P14	075		
065	PACS CO M Heat . HSESR		PBH.-	-	P634	TP6BS-30	6				CVVUCR	33	2I211121 P14	065		
076	PACS CO M Heat . HSEDV		PBH.-	-	P634	TP6BS-30	6				CVVUCR	33	2I211121 P14	076		
066	PACS CO M Heat . HSEDR		PBH.-	-	P634	TP6BS-30	6				CVVUCR	33	2I211121 P14	066		
052	PACS CO M Heat . HSPSE		PBH.-	-	P634	TP6BS-30	6				CVVUCR	33	2I211121 P14	052		

Astrium GmbH	**Pin Allocation List**	Doc.No.: HP-2-ASED-IC-0015
Project: HERSCHEL	**(Harness)**	Issue: 1.0 Date: 21.04.2004
		Sheet: PAL-2 (of 3)

Connector: 313200 J05 **Function:** PACS SVM CB2 (PACS Bundle 11) **Conn.-Type:** SCC340104401B032235P

Item: HPSVMCB2 **Location:** 22 / I/F CB ab. SVM Panel 2 (RWDE) **Backshell:** 440 FS 107 M 24 32

EMC-Category: 3I/LL Sig H fr CVVFT to SVMCB

		Interface-Code					Grouping:								
Pin	**Signal Designation**	**Circuit**	**Signal**	**Pos.**	**Ch. ID**	**Wiring**	**Shd**	**Cable**	**Twist**	**Comment**	**Target-Item**	**Location**	**Connector**	**Pin**	**New**
053	PACS CO M Heat . HSPSR		PBH.-	-	P634	TP6BS-30	6				CVVUCR	33	2I211121 P14	053	
054	PACS CO M Heat . HSPDV		PBH.-	-	P634	TP6BS-30	6				CVVUCR	33	2I211121 P14	054	
055	PACS CO M Heat . HSPDR		PBH.-	-	P634	TP6BS-30	6				CVVUCR	33	2I211121 P14	055	
045	PACS CO M Heat . SH634		PBH.-	-	P634	TP6BS-30	6			Cable P634 Shd	CVVUCR	33	2I211121 P14	045	
-															
018	PACS FPU 1 M Temp . SENS		PBT.-	-	P641	TP2SS-38	7			Steel 2 xTP38 + Shd	CVVUCR	33	2I211121 P14	018	
010	PACS FPU 1 M Temp . SENRT		PBT.-	-	P641	TP2SS-38	7				CVVUCR	33	2I211121 P14	010	
019	PACS FPU 1 M Temp . DRV		PBT.-	-	P641	TP2SS-38	7				CVVUCR	33	2I211121 P14	019	3. 3.
011	PACS FPU 1 M Temp . DRVRT		PBT.-	-	P641	TP2SS-38	7				CVVUCR	33	2I211121 P14	011	
017	PACS FPU 1 M Temp . SH641		PBT.-	-	P641	TP2SS-38	7			Cable P641 Shd	CVVUCR	33	2I211121 P14	017	
-															
029	PACS FPU 2 M Temp . SENS		PBT.-	-	P642	TP2SS-38	8			Steel 2 xTP38 + Shd	CVVUCR	33	2I211121 P14	029	
020	PACS FPU 2 M Temp . SENRT		PBT.-	-	P642	TP2SS-38	8				CVVUCR	33	2I211121 P14	020	
030	PACS FPU 2 M Temp . DRV		PBT.-	-	P642	TP2SS-38	8				CVVUCR	33	2I211121 P14	030	3. 3.
021	PACS FPU 2 M Temp . DRVRT		PBT.-	-	P642	TP2SS-38	8				CVVUCR	33	2I211121 P14	021	
028	PACS FPU 2 M Temp . SH642		PBT.-	-	P642	TP2SS-38	8			Cable P642 Shd	CVVUCR	33	2I211121 P14	028	
-															
004	PACS FPU M Struc Temp . SENS		PBT.-	-	P643	TP2SS-38	9			Steel 2 xTP38 + Shd	CVVUCR	33	2I211121 P14	004	
005	PACS FPU M Struc Temp . SENRT		PBT.-	-	P643	TP2SS-38	9				CVVUCR	33	2I211121 P14	005	
006	PACS FPU M Struc Temp . DRV		PBT.-	-	P643	TP2SS-38	9				CVVUCR	33	2I211121 P14	006	3. 3.
007	PACS FPU M Struc Temp . DRVRT		PBT.-	-	P643	TP2SS-38	9				CVVUCR	33	2I211121 P14	007	
003	PACS FPU M Struc Temp . SH643		PBT.-	-	P643	TP2SS-38	9			Cable P643 Shd	CVVUCR	33	2I211121 P14	003	
-															
023	PACS FPU M Heat . SENS		PBF.-	-	P644	TP2BS-30	10			Brass 2 xTP30 + Shd	CVVUCR	33	2I211121 P14	023	
014	PACS FPU M Heat . SENRT		PBF.-	-	P644	TP2BS-30	10				CVVUCR	33	2I211121 P14	014	
024	PACS FPU M Heat . DRV		PBF.-	-	P644	TP2BS-30	10				CVVUCR	33	2I211121 P14	024	3. 3.
015	PACS FPU M Heat . DRVRT		PBF.-	-	P644	TP2BS-30	10				CVVUCR	33	2I211121 P14	015	
013	PACS FPU M Heat . SH644		PBF.-	-	P644	TP2BS-30	10			Cable P644 Shd	CVVUCR	33	2I211121 P14	013	
-	NC														
-	NC														
-	NC														
-	NC														
-	NC														
-	NC														
-	NC														
-	NC														
-	NC														
-	NC														
-	NC														
-	NC														

Astrium GmbH	# Pin Allocation List	Doc.No.: HP-2-ASED-IC-0015
Project: HERSCHEL	**(Harness)**	Issue: 1.0 Date: 21.04.2004
		Sheet: PAL-3 (of 3)

Connector: 313200 J05 **Function:** PACS SVM CB2 (PACS Bundle 11) **Conn.-Type:** SCC340104401B032235P

Item: HPSVMCB2 **Location:** 22 / I/F CB ab. SVM Panel 2 (RWDE) **Backshell:** 440 FS 107 M 24 32

EMC-Category: 3I/LL Sig H fr CVVFT to SVMCB

		Interface-Code					Grouping:								
Pin	**Signal Designation**	**Circuit**	**Signal**	**Pos.**	**Ch. ID**	**Wiring**	**Shd**	**Cable**	**Twist**	**Comment**	**Target-Item**	**Location**	**Connector**	**Pin**	**New**
-	NC														
-	NC														
-	NC														
-	NC														
-	NC														
-	NC														
-	NC														
-	NC														
-	NC														
-	NC														
-	NC														
-	NC														
-	NC														
-	NC														
-	NC														
-	NC														
-	NC														
-	NC														
-	NC														
-	NC														
-	NC														
-	NC														
-	NC														
-	NC														
-	NC														
-	NC														
-	NC														
-	NC														
-	NC														
-	NC														
CH	Connector Housing									Overall Shd con to Backshell					

Astrium GmbH	**Pin Allocation List**	Doc.No.: HP-2-ASED-IC-0015
Project: HERSCHEL	**(Harness)**	Issue: 1.0 Date: 21.04.2004
		Sheet: PAL-1 (of 3)

Connector: 313200 J07 **Function:** PACS SVM CB2 (PACS Bundle 12) **Conn.-Type:** SCC340104401B032235P

Item: HPSVMCB2 **Location:** 22 / I/F CB ab. SVM Panel 2 (RWDE) **Backshell:** 440 FS 110 M 24 32

EMC-Category: 3I/LL Sig H fr CVVFT to SVMCB

		Interface-Code					Grouping:									
Pin	**Signal Designation**	**Circuit**	**Signal**	**Pos.**	**Ch. ID**	**Wiring**	**Shd**	**Cable**	**Twist**	**Comment**	**Target-Item**	**Location**	**Connector**	**Pin**	**New**	
041	PACS Co R SP Temp . SENS		PBT.-	-	P635	TP2SS-38				Steel 2 xTP38 + Shd	CVVUCR	33	2I211121 P15	041		
031	PACS Co R SP Temp . SENRT		PBT.-	-	P635	TP2SS-38					CVVUCR	33	2I211121 P15	031		
042	PACS Co R SP Temp . DRV		PBT.-	-	P635	TP2SS-38					CVVUCR	33	2I211121 P15	042	3.	3.
032	PACS Co R SP Temp . DRVRT		PBT.-	-	P635	TP2SS-38					CVVUCR	33	2I211121 P15	032		
033	PACS Co R SP Temp . SH635		PBT.-	-	P635	TP2SS-38				Cable P635 Shd	CVVUCR	33	2I211121 P15	033		
-																
090	PACS Co R EV Temp . SENS		PBT.-	-	P636	TP2SS-38				Steel 2 xTP38 + Shd	CVVUCR	33	2I211121 P15	090		
082	PACS Co R EV Temp . SENRT		PBT.-	-	P636	TP2SS-38					CVVUCR	33	2I211121 P15	082		
091	PACS Co R EV Temp . DRV		PBT.-	-	P636	TP2SS-38					CVVUCR	33	2I211121 P15	091	3.	3.
083	PACS Co R EV Temp . DRVRT		PBT.-	-	P636	TP2SS-38					CVVUCR	33	2I211121 P15	083		
084	PACS Co R EV Temp . SH636		PBT.-	-	P636	TP2SS-38				Cable P636 Shd	CVVUCR	33	2I211121 P15	084		
-																
088	PACS Co R HSP Pump Temp . SENS		PBT.-	-	P637	TP2SS-38				Steel 2 xTP38 + Shd	CVVUCR	33	2I211121 P15	088		
080	PACS Co R HSP Pump Temp . SENRT		PBT.-	-	P637	TP2SS-38					CVVUCR	33	2I211121 P15	080		
089	PACS Co R HSP Pump Temp . DRV		PBT.-	-	P637	TP2SS-38					CVVUCR	33	2I211121 P15	089	3.	3.
081	PACS Co R HSP Pump Temp . DRVRT		PBT.-	-	P637	TP2SS-38					CVVUCR	33	2I211121 P15	081		
087	PACS Co R HSP Pump Temp . SH637		PBT.-	-	P637	TP2SS-38				Cable P637 Shd	CVVUCR	33	2I211121 P15	087		
-																
070	PACS Co R HSE Pump Temp . SENS		PBT.-	-	P638	TP2SS-38				Steel 2 xTP38 + Shd	CVVUCR	33	2I211121 P15	070		
060	PACS Co R HSE Pump Temp . SENRT		PBT.-	-	P638	TP2SS-38					CVVUCR	33	2I211121 P15	060		
071	PACS Co R HSE Pump Temp . DRV		PBT.-	-	P638	TP2SS-38					CVVUCR	33	2I211121 P15	071	3.	3.
061	PACS Co R HSE Pump Temp . DRVRT		PBT.-	-	P638	TP2SS-38					CVVUCR	33	2I211121 P15	061		
069	PACS Co R HSE Pump Temp . SH638		PBT.-	-	P638	TP2SS-38				Cable P638 Shd	CVVUCR	33	2I211121 P15	069		
-																
049	PACS Co R Shunt Temp . SENS		PBT.-	-	P639	TP2SS-38				Steel 2 xTP38 + Shd	CVVUCR	33	2I211121 P15	049		
039	PACS Co R Shunt Temp . SENRT		PBT.-	-	P639	TP2SS-38					CVVUCR	33	2I211121 P15	039		
050	PACS Co R Shunt Temp . DRV		PBT.-	-	P639	TP2SS-38					CVVUCR	33	2I211121 P15	050	3.	3.
040	PACS Co R Shunt Temp . DRVRT		PBT.-	-	P639	TP2SS-38					CVVUCR	33	2I211121 P15	040		
048	PACS Co R Shunt Temp . SH639		PBT.-	-	P639	TP2SS-38				Cable P639 Shd	CVVUCR	33	2I211121 P15	048		
-																
073	PACS R Heat . SPSEN		PBH.-	-	P640	TP6BS-30				Brass 6x TP30 +Shd	CVVUCR	33	2I211121 P15	073		
063	PACS R Heat . SPSER		PBH.-	-	P640	TP6BS-30					CVVUCR	33	2I211121 P15	063		
074	PACS R Heat . SPDRV		PBH.-	-	P640	TP6BS-30					CVVUCR	33	2I211121 P15	074		
064	PACS R Heat . SPDRT		PBH.-	-	P640	TP6BS-30					CVVUCR	33	2I211121 P15	064	3.	3.
075	PACS R Heat . HSESE		PBH.-	-	P640	TP6BS-30					CVVUCR	33	2I211121 P15	075		
065	PACS R Heat . HSERT		PBH.-	-	P640	TP6BS-30					CVVUCR	33	2I211121 P15	065		
076	PACS R Heat . HSEDV		PBH.-	-	P640	TP6BS-30					CVVUCR	33	2I211121 P15	076		
066	PACS R Heat . HSEDR		PBH.-	-	P640	TP6BS-30					CVVUCR	33	2I211121 P15	066		
052	PACS R Heat . HSPSE		PBH.-	-	P640	TP6BS-30					CVVUCR	33	2I211121 P15	052		

Astrium GmbH	**Pin Allocation List**	Doc.No.: HP-2-ASED-IC-0015
Project: HERSCHEL	**(Harness)**	Issue: 1.0 Date: 21.04.2004
		Sheet: PAL-2 (of 3)

Connector: 313200 J07 **Function:** PACS SVM CB2 (PACS Bundle 12) **Conn.-Type:** SCC340104401B032235P

Item: HPSVMCB2 **Location:** 22 / I/F CB ab. SVM Panel 2 (RWDE) **Backshell:** 440 FS 110 M 24 32

EMC-Category: 3I/LL Sig H fr CVVFT to SVMCB

Pin	Signal Designation	Interface-Code Circuit	Signal	Pos.	Ch. ID	Wiring	Grouping: Shd	Cable	Twist	Comment	Target-Item	Location	Connector	Pin	New	
053	PACS R Heat . HSPSR		PBH.-	-	P640	TP6BS-30					CVVUCR	33	2I211121 P15	053		
054	PACS R Heat . HSPDV		PBH.-	-	P640	TP6BS-30					CVVUCR	33	2I211121 P15	054		
055	PACS R Heat . HSPDR		PBH.-	-	P640	TP6BS-30					CVVUCR	33	2I211121 P15	055		
045	PACS R Heat . SH640		PBH.-	-	P640	TP6BS-30				Cable P640 Shd	CVVUCR	33	2I211121 P15	045		
-																
018	PACS FPU 1 R Temp . SENS		PBT.-	-	P645	TP2SS-38				Steel 2 xTP38 + Shd	CVVUCR	33	2I211121 P15	018		
010	PACS FPU 1 R Temp . SENRT		PBT.-	-	P645	TP2SS-38					CVVUCR	33	2I211121 P15	010		
019	PACS FPU 1 R Temp . DRV		PBT.-	-	P645	TP2SS-38					CVVUCR	33	2I211121 P15	019	3.	3.
011	PACS FPU 1 R Temp . DRVRT		PBT.-	-	P645	TP2SS-38					CVVUCR	33	2I211121 P15	011		
017	PACS FPU 1 R Temp . SH645		PBT.-	-	P645	TP2SS-38				Cable P645 Shd	CVVUCR	33	2I211121 P15	017		
-																
029	PACS FPU2 R Temp . SENS		PBT.-	-	P646	TP2SS-38				Steel 2 xTP38 + Shd	CVVUCR	33	2I211121 P15	029		
020	PACS FPU2 R Temp . SENRT		PBT.-	-	P646	TP2SS-38					CVVUCR	33	2I211121 P15	020		
030	PACS FPU2 R Temp . DRV		PBT.-	-	P646	TP2SS-38					CVVUCR	33	2I211121 P15	030	3.	3.
021	PACS FPU2 R Temp . DRVRT		PBT.-	-	P646	TP2SS-38					CVVUCR	33	2I211121 P15	021		
028	PACS FPU2 R Temp . SH646		PBT.-	-	P646	TP2SS-38				Cable P646 Shd	CVVUCR	33	2I211121 P15	028		
-																
004	PACS FPU R Struc Temp . SENS		PBT.-	-	P647	TP2SS-38				Steel 2 xTP38 + Shd	CVVUCR	33	2I211121 P15	004		
005	PACS FPU R Struc Temp . SENRT		PBT.-	-	P647	TP2SS-38					CVVUCR	33	2I211121 P15	005		
006	PACS FPU R Struc Temp . DRV		PBT.-	-	P647	TP2SS-38					CVVUCR	33	2I211121 P15	006	3.	3.
007	PACS FPU R Struc Temp . DRVRT		PBT.-	-	P647	TP2SS-38					CVVUCR	33	2I211121 P15	007		
003	PACS FPU R Struc Temp . SH647		PBT.-	-	P647	TP2SS-38				Cable P647 Shd	CVVUCR	33	2I211121 P15	003		
-																
023	PACS FPU R Heat . SENS		PBF.-	-	P648	TP2BS-30				Brass 2 xTP30 + Shd	CVVUCR	33	2I211121 P15	023		
014	PACS FPU R Heat . SENRT		PBF.-	-	P648	TP2BS-30					CVVUCR	33	2I211121 P15	014		
024	PACS FPU R Heat . DRV		PBF.-	-	P648	TP2BS-30					CVVUCR	33	2I211121 P15	024	3.	3.
015	PACS FPU R Heat . DRVRT		PBF.-	-	P648	TP2BS-30					CVVUCR	33	2I211121 P15	015		
013	PACS FPU R Heat . SH648		PBF.-	-	P648	TP2BS-30				Cable P648 Shd	CVVUCR	33	2I211121 P15	013		
-	NC															
-	NC															
-	NC															
-	NC															
-	NC															
-	NC															
-	NC															
-	NC															
-	NC															
-	NC															
-	NC															
-	NC															

Connector: 313200 J07
Item: HPSVMCB2
EMC-Category: 3I/LL Sig H fr CVVFT to SVMCB

Function: PACS SVM CB2 (PACS Bundle 12)
Location: 22 / I/F CB ab. SVM Panel 2 (RWDE)

Conn.-Type: SCC340104401B032235P
Backshell: 440 FS 110 M 24 32

Pin	Signal Designation	Interface-Code Circuit	Interface-Code Signal	Interface-Code Pos.	Ch. ID	Wiring	Grouping: Shd	Grouping: Cable	Grouping: Twist	Comment	Target-Item	Location	Connector	Pin	New
-	NC														
-	NC														
-	NC														
-	NC														
-	NC														
-	NC														
-	NC														
-	NC														
-	NC														
-	NC														
-	NC														
-	NC														
-	NC														
-	NC														
-	NC														
-	NC														
-	NC														
-	NC														
-	NC														
-	NC														
-	NC														
-	NC														
-	NC														
-	NC														
-	NC														
-	NC														
-	NC														
-	NC														
-	NC														
-	NC														
CH	Connector Housing									Overall Shd con to Backshell					

Astrium GmbH	**Pin Allocation List**	Doc.No.: HP-2-ASED-IC-0015
Project: HERSCHEL	**(Harness)**	Issue: 1.0 Date: 21.04.2004
		Sheet: PAL-1 (of 4)

Connector: 313100 J06 **Function:** PACS SVM CB1 (PACS Bundle 13) **Conn.-Type:** SCC340104401B032435P

Item: HPSVMCB1 **Location:** 28 / I/F CB ab. SVM Panel 8 (PACS) **Backshell:** 440 FS 110 M 24 03

EMC-Category: 3I/LL Sig H fr CVVFT to SVMCB

		Interface-Code					Grouping:								
Pin	**Signal Designation**	**Circuit**	**Signal**	**Pos.**	**Ch. ID**	**Wiring**	**Shd**	**Cable**	**Twist**	**Comment**	**Target-Item**	**Location**	**Connector**	**Pin**	**New**	
104	PACS FW 1 Coil N . 1		PFC.-	-	P077	TP2BS-30	1			Brass 2 x TP30	CVVUCR	33	211121 P07	104		
093	PACS FW 1 Coil N . 2		PFC.-	-	P077	TP2BS-30	1				CVVUCR	33	211121 P07	093		
092	PACS FW 1 Coil N . 1RTN		PFC.-	-	P077	TP2BS-30	1				CVVUCR	33	211121 P07	092	3.	3.
081	PACS FW 1 Coil N . 2RTN		PFC.-	-	P077	TP2BS-30	1				CVVUCR	33	211121 P07	081		
080	PACS FW 1 Coil N . SH077		PFC.-	-	P077	TP2BS-30	1			Cable P077 Shd	CVVUCR	33	211121 P07	080		
-																
121	PACS FW 1 HP1N . I		PFH.-	-	P078	041SS-38	2			Steel 041SS38	CVVUCR	33	211121 P07	121		
114	PACS FW 1 HP1N . U		PFH.-	-	P078	041SS-38	2				CVVUCR	33	211121 P07	114		
113	PACS FW 1 HP1N . IRTN		PFH.-	-	P078	041SS-38	2				CVVUCR	33	211121 P07	113	3.	
103	PACS FW 1 HP1N . URTN		PFH.-	-	P078	041SS-38	2				CVVUCR	33	211121 P07	103		
091	PACS FW 1 HP1N . SH078		PFH.-	-	P078	041SS-38	2			Cable P078 Shd	CVVUCR	33	211121 P07	091		
-																
127	PACS FW 1 HP2N . I		PFH.-	-	P079	041SS-38	3			Steel 041SS38	CVVUCR	33	211121 P07	127		
128	PACS FW 1 HP2N . U		PFH.-	-	P079	041SS-38	3				CVVUCR	33	211121 P07	128		
120	PACS FW 1 HP2N . IRTN		PFH.-	-	P079	041SS-38	3				CVVUCR	33	211121 P07	120	3.	
112	PACS FW 1 HP2N . URTN		PFH.-	-	P079	041SS-38	3				CVVUCR	33	211121 P07	112		
101	PACS FW 1 HP2N . SH079		PFH.-	-	P079	041SS-38	3			Cable P079 Shd	CVVUCR	33	211121 P07	101		
-																
077	PACS FW 1 S N . 12I		PFS.-	-	P080	081SS-38	4			Steel 081SS38	CVVUCR	33	211121 P07	077		
078	PACS FW 1 S N . 1U		PFS.-	-	P080	081SS-38	4				CVVUCR	33	211121 P07	078		
079	PACS FW 1 S N . 2U		PFS.-	-	P080	081SS-38	4				CVVUCR	33	211121 P07	079		
068	PACS FW 1 S N . 12IRT		PFS.-	-	P080	081SS-38	4				CVVUCR	33	211121 P07	068		
088	PACS FW 1 S N . 34I		PFS.-	-	P080	081SS-38	4				CVVUCR	33	211121 P07	088	3.	
089	PACS FW 1 S N . 3U		PFS.-	-	P080	081SS-38	4				CVVUCR	33	211121 P07	089		
090	PACS FW 1 S N . 4U		PFS.-	-	P080	081SS-38	4				CVVUCR	33	211121 P07	090		
087	PACS FW 1 S N . 34IRT		PFS.-	-	P080	081SS-38	4				CVVUCR	33	211121 P07	087		
076	PACS FW 1 S N . SH080		PFS.-	-	P080	081SS-38	4			Cable P080 Shd	CVVUCR	33	211121 P07	076		
-																
125	PACS FW 1 TS N . I		PFT.-	-	P081	041SS-38	5			Steel 041SS38	CVVUCR	33	211121 P07	125		
126	PACS FW 1 TS N . U		PFT.-	-	P081	041SS-38	5				CVVUCR	33	211121 P07	126		
118	PACS FW 1 TS N . IRTN		PFT.-	-	P081	041SS-38	5				CVVUCR	33	211121 P07	118	3.	
119	PACS FW 1 TS N . URTN		PFT.-	-	P081	041SS-38	5				CVVUCR	33	211121 P07	119		
111	PACS FW 1 TS N . SH081		PFT.-	-	P081	041SS-38	5			Cable P081 Shd	CVVUCR	33	211121 P07	111		
-																
035	PACS FW 2 Coil 1/2 No . 1		PFC.-	-	P087	TP2BS-30	6			Brass 2 xTP30	CVVUCR	33	211121 P07	035		
047	PACS FW 2 Coil 1/2 No . 2		PFC.-	-	P087	TP2BS-30	6				CVVUCR	33	211121 P07	047		
046	PACS FW 2 Coil 1/2 No . 1RTN		PFC.-	-	P087	TP2BS-30	6				CVVUCR	33	211121 P07	046	3.	3.
058	PACS FW 2 Coil 1/2 No . 2RTN		PFC.-	-	P087	TP2BS-30	6				CVVUCR	33	211121 P07	058		
057	PACS FW 2 Coil 1/2 No . SH087		PFC.-	-	P087	TP2BS-30	6			Cable P087 Shd	CVVUCR	33	211121 P07	057		

Astrium GmbH	**Pin Allocation List**	Doc.No.: HP-2-ASED-IC-0015
Project: HERSCHEL	**(Harness)**	Issue: 1.0 Date: 21.04.2004
		Sheet: PAL-2 (of 4)

Connector: 313100 J06 **Function:** PACS SVM CB1 (PACS Bundle 13) **Conn.-Type:** SCC340104401B032435P

Item: HPSVMCB1 **Location:** 28 / I/F CB ab. SVM Panel 8 (PACS) **Backshell:** 440 FS 110 M 24 03

EMC-Category: 3I/LL Sig H fr CVVFT to SVMCB

Pin	Signal Designation	Interface-Code Circuit	Signal	Pos.	Ch. ID	Wiring	Grouping: Shd	Cable	Twist	Comment	Target-Item	Location	Connector	Pin	New	
-																
014	PACS FW 2 HP1N . I		PFH.-	-	P088	041SS-38	7			Steel 041SS38	CVVUCR	33	211121 P07	014		
024	PACS FW 2 HP1N . U		PFH.-	-	P088	041SS-38	7				CVVUCR	33	211121 P07	024		
023	PACS FW 2 HP1N . IRTN		PFH.-	-	P088	041SS-38	7				CVVUCR	33	211121 P07	023	3.	
034	PACS FW 2 HP1N . URTN		PFH.-	-	P088	041SS-38	7				CVVUCR	33	211121 P07	034		
045	PACS FW 2 HP1N . SH088		PFH.-	-	P088	041SS-38	7			Cable P088 Shd	CVVUCR	33	211121 P07	045		
-																
006	PACS FW 2 HP2N . I		PFH.-	-	P089	041SS-38	8			Steel 041SS38	CVVUCR	33	211121 P07	006		
007	PACS FW 2 HP2N . U		PFH.-	-	P089	041SS-38	8				CVVUCR	33	211121 P07	007		
013	PACS FW 2 HP2N . IRTN		PFH.-	-	P089	041SS-38	8				CVVUCR	33	211121 P07	013	3.	
022	PACS FW 2 HP2N . URTN		PFH.-	-	P089	041SS-38	8				CVVUCR	33	211121 P07	022		
032	PACS FW 2 HP2N . SH089		PFH.-	-	P089	041SS-38	8			Cable P089 Shd	CVVUCR	33	211121 P07	032		
-																
053	PACS FW 2 S N . 12I		PFS.-	-	P090	081SS-38	9			Steel 081SS38	CVVUCR	33	211121 P07	053		
054	PACS FW 2 S N . 1U		PFS.-	-	P090	081SS-38	9				CVVUCR	33	211121 P07	054		
055	PACS FW 2 S N . 2U		PFS.-	-	P090	081SS-38	9				CVVUCR	33	211121 P07	055		
056	PACS FW 2 S N . 12IRT		PFS.-	-	P090	081SS-38	9				CVVUCR	33	211121 P07	056	3.	
042	PACS FW 2 S N . 34I		PFS.-	-	P090	081SS-38	9				CVVUCR	33	211121 P07	042		
043	PACS FW 2 S N . 3U		PFS.-	-	P090	081SS-38	9				CVVUCR	33	211121 P07	043		
044	PACS FW 2 S N . 4U		PFS.-	-	P090	081SS-38	9				CVVUCR	33	211121 P07	044		
041	PACS FW 2 S N . 34IRT		PFS.-	-	P090	081SS-38	9				CVVUCR	33	211121 P07	041		
064	PACS FW 2 S N . SH090		PFS.-	-	P090	081SS-38	9			Cable P090 Shd	CVVUCR	33	211121 P07	064		
-																
004	PACS FW 2 TS N . I		PFT.-	-	P091	041SS-38	10			Steel 041SS38	CVVUCR	33	211121 P07	004		
005	PACS FW 2 TS N . U		PFT.-	-	P091	041SS-38	10				CVVUCR	33	211121 P07	005		
011	PACS FW 2 TS N . IRTN		PFT.-	-	P091	041SS-38	10				CVVUCR	33	211121 P07	011	3.	
012	PACS FW 2 TS N . URTN		PFT.-	-	P091	041SS-38	10				CVVUCR	33	211121 P07	012		
021	PACS FW 2 TS N . SH091		PFT.-	-	P091	041SS-38	10			Cable P091 Shd	CVVUCR	33	211121 P07	021		
-																
110	PACS Ch drv . A		PCD.-	-	P116	TP2BS-30	11			Brass 2 x TP30	CVVUCR	33	211121 P07	110		
109	PACS Ch drv . B		PCD.-	-	P116	TP2BS-30	11				CVVUCR	33	211121 P07	109		
100	PACS Ch drv . ARTN		PCD.-	-	P116	TP2BS-30	11				CVVUCR	33	211121 P07	100	3.	3.
099	PACS Ch drv . BRTN		PCD.-	-	P116	TP2BS-30	11				CVVUCR	33	211121 P07	099		
098	PACS Ch drv . SH116		PCD.-	-	P116	TP2BS-30	11			Cable P116 Shd	CVVUCR	33	211121 P07	098		
-																
123	PACS Ch drv. . Ar1		PCD.-	-	P916	TP2BS-30	12			Brass 2 x TP30	CVVUCR	33	211121 P07	123		
124	PACS Ch drv. . Br1		PCD.-	-	P916	TP2BS-30	12			For DB reason, PACS Cable No is P116a	CVVUCR	33	211121 P07	124		
116	PACS Ch drv. . Ar2		PCD.-	-	P916	TP2BS-30	12				CVVUCR	33	211121 P07	116	3.	3.

Astrium GmbH	**Pin Allocation List**	Doc.No.: HP-2-ASED-IC-0015
Project: HERSCHEL	**(Harness)**	Issue: 1.0 Date: 21.04.2004
		Sheet: PAL-3 (of 4)

Connector: 313100 J06 **Function:** PACS SVM CB1 (PACS Bundle 13) **Conn.-Type:** SCC340104401B032435P

Item: HPSVMCB1 **Location:** 28 / I/F CB ab. SVM Panel 8 (PACS) **Backshell:** 440 FS 110 M 24 03

EMC-Category: 3I/LL Sig H fr CVVFT to SVMCB

		Interface-Code					Grouping:								
Pin	**Signal Designation**	**Circuit**	**Signal**	**Pos.**	**Ch. ID**	**Wiring**	**Shd**	**Cable**	**Twist**	**Comment**	**Target-Item**	**Location**	**Connector**	**Pin**	**New**
117	PACS Ch drv. . Br2		PCD.-	-	P916	TP2BS-30	12			For DB reason, PACS Cable No is P116a	CVVUCR	33	211121 P07	117	
122	PACS Ch drv. . S116a		PCD.-	-	P916	TP2BS-30	12			Cable P916 Shd	CVVUCR	33	211121 P07	122	
-															
106	PACS Ch pos 1 . drv		PCP.-	-	P113	081SS-38	13			2 Wires	CVVUCR	33	211121 P07	106	
106	PACS Ch pos 1 . drv		PCP.-	-	P113	081SS-38	13			2 Wires	CVVUCR	33	211121 P07	106	3.
107	PACS Ch pos 1 . drsen		PCP.-	-	P113	081SS-38	13			Steel 081SS38	CVVUCR	33	211121 P07	107	
095	PACS Ch pos 1 . drRT		PCP.-	-	P113	081SS-38	13			2 Wires	CVVUCR	33	211121 P07	095	
095	PACS Ch pos 1 . drRT		PCP.-	-	P113	081SS-38	13			2 Wires	CVVUCR	33	211121 P07	095	3.
096	PACS Ch pos 1 . dseRT		PCP.-	-	P113	081SS-38	13				CVVUCR	33	211121 P07	096	
108	PACS Ch pos 1 . outA		PCP.-	-	P113	081SS-38	13			H08138SS	CVVUCR	33	211121 P07	108	
097	PACS Ch pos 1 . outB		PCP.-	-	P113	081SS-38	13				CVVUCR	33	211121 P07	097	
105	PACS Ch pos 1 . SH113		PCP.-	-	P113	081SS-38	13			Cable P113 Shd	CVVUCR	33	211121 P07	105	
-															
084	PACS Ch pos 2 . drv		PCP.-	-	P114	081SS-38	14			2 Wires	CVVUCR	33	211121 P07	084	
084	PACS Ch pos 2 . drv		PCP.-	-	P114	081SS-38	14			2 Wires	CVVUCR	33	211121 P07	084	3.
085	PACS Ch pos 2 . drsen		PCP.-	-	P114	081SS-38	14			Steel 081SS38	CVVUCR	33	211121 P07	085	
073	PACS Ch pos 2 . drRT		PCP.-	-	P114	081SS-38	14			2 Wires	CVVUCR	33	211121 P07	073	
073	PACS Ch pos 2 . drRT		PCP.-	-	P114	081SS-38	14			2 Wires	CVVUCR	33	211121 P07	073	3.
074	PACS Ch pos 2 . dseRT		PCP.-	-	P114	081SS-38	14				CVVUCR	33	211121 P07	074	
086	PACS Ch pos 2 . outA		PCP.-	-	P114	081SS-38	14			H08138SS	CVVUCR	33	211121 P07	086	
075	PACS Ch pos 2 . outB		PCP.-	-	P114	081SS-38	14				CVVUCR	33	211121 P07	075	
072	PACS Ch pos 2 . SH114		PCP.-	-	P114	081SS-38	14			Cable P114 Shd	CVVUCR	33	211121 P07	072	
-															
062	PACS Ch tsens . drv		PCT.-	-	P115	041SS-38	15			Steel 041SS38	CVVUCR	33	211121 P07	062	
063	PACS Ch tsens . sens		PCT.-	-	P115	041SS-38	15				CVVUCR	33	211121 P07	063	
051	PACS Ch tsens . drvRT		PCT.-	-	P115	041SS-38	15			H04138SS	CVVUCR	33	211121 P07	051	
052	PACS Ch tsens . senRT		PCT.-	-	P115	041SS-38	15				CVVUCR	33	211121 P07	052	
050	PACS Ch tsens . SH115		PCT.-	-	P115	041SS-38	15			Cable P115 Shd	CVVUCR	33	211121 P07	050	
-															
028	PACS TS red . 3drv		PTS.-	-	P124	081SS-38	16			Steel 081SS38	CVVUCR	33	211121 P07	028	
018	PACS TS red . 3sens		PTS.-	-	P124	081SS-38	16				CVVUCR	33	211121 P07	018	
017	PACS TS red . 3drRT		PTS.-	-	P124	081SS-38	16				CVVUCR	33	211121 P07	017	
009	PACS TS red . 3seRT		PTS.-	-	P124	081SS-38	16				CVVUCR	33	211121 P07	009	
001	PACS TS red . 4sens		PTS.-	-	P124	081SS-38	16			H08138SS	CVVUCR	33	211121 P07	001	
010	PACS TS red . 4drv		PTS.-	-	P124	081SS-38	16				CVVUCR	33	211121 P07	010	
002	PACS TS red . 4seRT		PTS.-	-	P124	081SS-38	16				CVVUCR	33	211121 P07	002	
003	PACS TS red . 4drRT		PTS.-	-	P124	081SS-38	16				CVVUCR	33	211121 P07	003	

Astrium GmbH	**Pin Allocation List** (Harness)	Doc.No.: HP-2-ASED-IC-0015
Project: HERSCHEL		Issue: 1.0 Date: 21.04.2004
		Sheet: PAL-4 (of 4)

Connector: 313100 J06 **Function:** PACS SVM CB1 (PACS Bundle 13) **Conn.-Type:** SCC340104401B032435P

Item: HPSVMCB1 **Location:** 28 / I/F CB ab. SVM Panel 8 (PACS) **Backshell:** 440 FS 110 M 24 03

EMC-Category: 3I/LL Sig H fr CVVFT to SVMCB

Pin	Signal Designation	Interface-Code Circuit	Signal	Pos.	Ch. ID	Wiring	Grouping: Shd	Cable	Twist	Comment	Target-Item	Location	Connector	Pin	New
008	PACS TS red . SH124		PTS.-	-	P124	081SS-38	16			Cable P124 Shd	CVVUCR	33	211121 P07	008	
-	NC														
-	NC														
-	NC														
-	NC														
-	NC														
-	NC														
-	NC														
-	NC														
-	NC														
-	NC														
-	NC														
-	NC														
-	NC														
-	NC														
-	NC														
-	NC														
-	NC														
-	NC														
-	NC														
-	NC														
-	NC														
-	NC														
-	NC														
-	NC														
-	NC														
-	NC														
-	NC														
-	NC														
-	NC														
-	NC														
-	NC														
-	NC														
-	NC														
-	NC														
-	NC														
-	NC														
-	NC														
-	NC														
-	NC														
CH	Connector Housing									Overall Shd con to Backshell					

Astrium GmbH	**Pin Allocation List**	Doc.No.: HP-2-ASED-IC-0015
Project: HERSCHEL	**(Harness)**	Issue: 1.0 Date: 21.04.2004
		Sheet: PAL-1 (of 4)

Connector: 313100 J04 **Function:** PACS SVM CB1 (PACS Bundle 14) **Conn.-Type:** SCC340104401B032435P

Item: HPSVMCB1 **Location:** 28 / I/F CB ab. SVM Panel 8 (PACS) **Backshell:** 440 FS 110 M 22 03

EMC-Category: 3I/LL Sig H fr CVVFT to SVMCB

Pin	Signal Designation	Interface-Code Circuit	Signal	Pos.	Ch. ID	Wiring	Grouping: Shd	Cable	Twist	Comment	Target-Item	Location	Connector	Pin	New
121	PACS FW 1 Coil R . 1R		PFC.-	-	P082	TP2BS-30				Brass 2 x TP30	CVVUCR	33	2I211121 P03	121	
114	PACS FW 1 Coil R . 2R		PFC.-	-	P082	TP2BS-30					CVVUCR	33	2I211121 P03	114	
113	PACS FW 1 Coil R . 1RRTN		PFC.-	-	P082	TP2BS-30				H02 02130BS	CVVUCR	33	2I211121 P03	113	3.
103	PACS FW 1 Coil R . 2RRTN		PFC.-	-	P082	TP2BS-30					CVVUCR	33	2I211121 P03	103	
102	PACS FW 1 Coil R . SH082		PFC.-	-	P082	TP2BS-30				Cable P082 Shd	CVVUCR	33	2I211121 P03	102	
-															
127	PACS FW 1 HP1R . I		PFH.-	-	P083	041SS-38				Steel 041SS38	CVVUCR	33	2I211121 P03	127	
128	PACS FW 1 HP1R . U		PFH.-	-	P083	041SS-38					CVVUCR	33	2I211121 P03	128	
120	PACS FW 1 HP1R . IRTN		PFH.-	-	P083	041SS-38				H04138SS	CVVUCR	33	2I211121 P03	120	
112	PACS FW 1 HP1R . URTN		PFH.-	-	P083	041SS-38					CVVUCR	33	2I211121 P03	112	
111	PACS FW 1 HP1R . SH083		PFH.-	-	P083	041SS-38				Cable P083 Shd	CVVUCR	33	2I211121 P03	111	
-															
125	PACS FW 1 HP2R . I		PFH.-	-	P084	041SS-38				Steel 041SS38	CVVUCR	33	2I211121 P03	125	
126	PACS FW 1 HP2R . U		PFH.-	-	P084	041SS-38					CVVUCR	33	2I211121 P03	126	
118	PACS FW 1 HP2R . IRTN		PFH.-	-	P084	041SS-38				H04138SS	CVVUCR	33	2I211121 P03	118	
119	PACS FW 1 HP2R . URTN		PFH.-	-	P084	041SS-38					CVVUCR	33	2I211121 P03	119	
110	PACS FW 1 HP2R . SH084		PFH.-	-	P084	041SS-38				Cable P084 Shd	CVVUCR	33	2I211121 P03	110	
-															
079	PACS FW 1 S R . 12I		PFS.-	-	P085	081SS-38				Steel 081SS38	CVVUCR	33	2I211121 P03	079	
080	PACS FW 1 S R . 1U		PFS.-	-	P085	081SS-38					CVVUCR	33	2I211121 P03	080	
081	PACS FW 1 S R . 2U		PFS.-	-	P085	081SS-38					CVVUCR	33	2I211121 P03	081	
078	PACS FW 1 S R . 12IRT		PFS.-	-	P085	081SS-38					CVVUCR	33	2I211121 P03	078	
090	PACS FW 1 S R . 34I		PFS.-	-	P085	081SS-38				H08138SS	CVVUCR	33	2I211121 P03	090	
091	PACS FW 1 S R . 3U		PFS.-	-	P085	081SS-38					CVVUCR	33	2I211121 P03	091	
092	PACS FW 1 S R . 4U		PFS.-	-	P085	081SS-38					CVVUCR	33	2I211121 P03	092	
093	PACS FW 1 S R . 34IRT		PFS.-	-	P085	081SS-38					CVVUCR	33	2I211121 P03	093	
101	PACS FW 1 S R . SH085		PFS.-	-	P085	081SS-38				Cable P085 Shd	CVVUCR	33	2I211121 P03	101	
-															
123	PACS FW 1 TS R . I		PFT.-	-	P086	041SS-38				Steel 041SS38	CVVUCR	33	2I211121 P03	123	
124	PACS FW 1 TS R . U		PFT.-	-	P086	041SS-38					CVVUCR	33	2I211121 P03	124	
116	PACS FW 1 TS R . IRTN		PFT.-	-	P086	041SS-38				H04138SS	CVVUCR	33	2I211121 P03	116	
117	PACS FW 1 TS R . URTN		PFT.-	-	P086	041SS-38					CVVUCR	33	2I211121 P03	117	
109	PACS FW 1 TS R . SH086		PFT.-	-	P086	041SS-38				Cable P086 Shd	CVVUCR	33	2I211121 P03	109	
-															
047	PACS FW 2 Coil 1/2 Re . 1		PFC.-	-	P092	TP2BS-30				Brass 2 x TP30	CVVUCR	33	2I211121 P03	047	
035	PACS FW 2 Coil 1/2 Re . 2		PFC.-	-	P092	TP2BS-30					CVVUCR	33	2I211121 P03	035	
046	PACS FW 2 Coil 1/2 Re . 1RTN		PFC.-	-	P092	TP2BS-30				H02-02130BS	CVVUCR	33	2I211121 P03	046	3.
034	PACS FW 2 Coil 1/2 Re . 2RTN		PFC.-	-	P092	TP2BS-30					CVVUCR	33	2I211121 P03	034	
023	PACS FW 2 Coil 1/2 Re . SH092		PFC.-	-	P092	TP2BS-30				Cable P092 Shd	CVVUCR	33	2I211121 P03	023	

Astrium GmbH	**Pin Allocation List**	Doc.No.: HP-2-ASED-IC-0015
Project: HERSCHEL	**(Harness)**	Issue: 1.0 Date: 21.04.2004
		Sheet: PAL-2 (of 4)

Connector: 313100 J04 **Function:** PACS SVM CB1 (PACS Bundle 14) **Conn.-Type:** SCC340104401B032435P

Item: HPSVMCB1 **Location:** 28 / I/F CB ab. SVM Panel 8 (PACS) **Backshell:** 440 FS 110 M 22 03

EMC-Category: 3I/LL Sig H fr CVVFT to SVMCB

		Interface-Code					Grouping:								
Pin	**Signal Designation**	**Circuit**	**Signal**	**Pos.**	**Ch. ID**	**Wiring**	**Shd**	**Cable**	**Twist**	**Comment**	**Target-Item**	**Location**	**Connector**	**Pin**	**New**
-															
006	PACS FW 2 HP1R . I		PFH.-	-	P093	041SS-38				Steel 041SS38	CVVUCR	33	2I211121 P03	006	
014	PACS FW 2 HP1R . U		PFH.-	-	P093	041SS-38					CVVUCR	33	2I211121 P03	014	
007	PACS FW 2 HP1R . IRTN		PFH.-	-	P093	041SS-38				H04138SS	CVVUCR	33	2I211121 P03	007	
024	PACS FW 2 HP1R . URTN		PFH.-	-	P093	041SS-38					CVVUCR	33	2I211121 P03	024	
005	PACS FW 2 HP1R . SH093		PFH.-	-	P093	041SS-38				Cable P093 Shd	CVVUCR	33	2I211121 P03	005	
-															
044	PACS FW 2 HP2R . I		PFH.-	-	P094	041SS-38				Steel 041SS38	CVVUCR	33	2I211121 P03	044	
045	PACS FW 2 HP2R . U		PFH.-	-	P094	041SS-38					CVVUCR	33	2I211121 P03	045	
032	PACS FW 2 HP2R . IRTN		PFH.-	-	P094	041SS-38				H04138SS	CVVUCR	33	2I211121 P03	032	
033	PACS FW 2 HP2R . URTN		PFH.-	-	P094	041SS-38					CVVUCR	33	2I211121 P03	033	
043	PACS FW 2 HP2R . SH094		PFH.-	-	P094	041SS-38				Cable P094 Shd	CVVUCR	33	2I211121 P03	043	
-															
067	PACS FW 2 S R . 12I		PFS.-	-	P095	081SS-38				Steel 081SS38	CVVUCR	33	2I211121 P03	067	
068	PACS FW 2 S R . 1U		PFS.-	-	P095	081SS-38					CVVUCR	33	2I211121 P03	068	
069	PACS FW 2 S R . 2U		PFS.-	-	P095	081SS-38					CVVUCR	33	2I211121 P03	069	
070	PACS FW 2 S R . 12IRT		PFS.-	-	P095	081SS-38					CVVUCR	33	2I211121 P03	070	
058	PACS FW 2 S R . 34I		PFS.-	-	P095	081SS-38				H08138SS	CVVUCR	33	2I211121 P03	058	
057	PACS FW 2 S R . 3U		PFS.-	-	P095	081SS-38					CVVUCR	33	2I211121 P03	057	
056	PACS FW 2 S R . 4U		PFS.-	-	P095	081SS-38					CVVUCR	33	2I211121 P03	056	
055	PACS FW 2 S R . 34IRT		PFS.-	-	P095	081SS-38					CVVUCR	33	2I211121 P03	055	
066	PACS FW 2 S R . SH095		PFS.-	-	P095	081SS-38				Cable P095 Shd	CVVUCR	33	2I211121 P03	066	
-															
021	PACS FW 2 TS R . I		PFT.-	-	P096	041SS-38				Steel 041SS38	CVVUCR	33	2I211121 P03	021	
022	PACS FW 2 TS R . U		PFT.-	-	P096	041SS-38					CVVUCR	33	2I211121 P03	022	
012	PACS FW 2 TS R . IRTN		PFT.-	-	P096	041SS-38				H04138SS	CVVUCR	33	2I211121 P03	012	
013	PACS FW 2 TS R . URTN		PFT.-	-	P096	041SS-38					CVVUCR	33	2I211121 P03	013	
031	PACS FW 2 TS R . SH096		PFT.-	-	P096	041SS-38				Cable P096 Shd	CVVUCR	33	2I211121 P03	031	
-															
099	PACS Cal BB1red . sens		PAD.-	-	P120	TP2BS-30				Brass 2 x TP30	CVVUCR	33	2I211121 P03	099	
100	PACS Cal BB1red . drv		PAD.-	-	P120	TP2BS-30					CVVUCR	33	2I211121 P03	100	
087	PACS Cal BB1red . senRT		PAD.-	-	P120	TP2BS-30				H02-02130BS	CVVUCR	33	2I211121 P03	087	3.
088	PACS Cal BB1red . drvRT		PAD.-	-	P120	TP2BS-30					CVVUCR	33	2I211121 P03	088	
076	PACS Cal BB1red . SH120		PAD.-	-	P120	TP2BS-30				Cable P120 Shd	CVVUCR	33	2I211121 P03	076	
-															
097	PACS Cal BB2 red . sens		PAD.-	-	P121	TP2BS-30				Brass 2 x TP30	CVVUCR	33	2I211121 P03	097	
098	PACS Cal BB2 red . drv		PAD.-	-	P121	TP2BS-30					CVVUCR	33	2I211121 P03	098	
085	PACS Cal BB2 red . senRT		PAD.-	-	P121	TP2BS-30				H02-02130BS	CVVUCR	33	2I211121 P03	085	
086	PACS Cal BB2 red . drvRT		PAD.-	-	P121	TP2BS-30					CVVUCR	33	2I211121 P03	086	

Astrium GmbH	**Pin Allocation List**	Doc.No.: HP-2-ASED-IC-0015
Project: HERSCHEL	**(Harness)**	Issue: 1.0 Date: 21.04.2004
		Sheet: PAL-3 (of 4)

Connector: 313100 J04 **Function:** PACS SVM CB1 (PACS Bundle 14) **Conn.-Type:** SCC340104401B032435P

Item: HPSVMCB1 **Location:** 28 / I/F CB ab. SVM Panel 8 (PACS) **Backshell:** 440 FS 110 M 22 03

EMC-Category: 3I/LL Sig H fr CVVFT to SVMCB

		Interface-Code					Grouping:								
Pin	**Signal Designation**	**Circuit**	**Signal**	**Pos.**	**Ch. ID**	**Wiring**	**Shd**	**Cable**	**Twist**	**Comment**	**Target-Item**	**Location**	**Connector**	**Pin**	**New**	
108	PACS Cal BB2 red . SH121		PAD.-	-	P121	TP2BS-30				Cable P121 Shd	CVVUCR	33	2I211121 P03	108		
-																
106	PACS Cal BB2 tsens . sens		PAT.-	-	P122	041SS-38				Brass 2 x TP30	CVVUCR	33	2I211121 P03	106		
107	PACS Cal BB2 tsens . drv		PAT.-	-	P122	041SS-38					CVVUCR	33	2I211121 P03	107		
095	PACS Cal BB2 tsens . senRT		PAT.-	-	P122	041SS-38				H04138SS	CVVUCR	33	2I211121 P03	095		
096	PACS Cal BB2 tsens . drvRT		PAT.-	-	P122	041SS-38					CVVUCR	33	2I211121 P03	096		
122	PACS Cal BB2 tsens . SH122		PAT.-	-	P122	041SS-38				Cable P122 Shd	CVVUCR	33	2I211121 P03	122		
-																
063	PACS Gdrv Coil LL Red . 1r		PGC.-	-	P105	TP3BS-30				Brass 3 x TP30	CVVUCR	33	2I211121 P03	063		
064	PACS Gdrv Coil LL Red . 2r		PGC.-	-	P105	TP3BS-30					CVVUCR	33	2I211121 P03	064		
051	PACS Gdrv Coil LL Red . 1rrtn		PGC.-	-	P105	TP3BS-30					CVVUCR	33	2I211121 P03	051		
052	PACS Gdrv Coil LL Red . 2rrtn		PGC.-	-	P105	TP3BS-30				H03-02130BS	CVVUCR	33	2I211121 P03	052		3.
065	PACS Gdrv Coil LL Red . drv		PGC.-	-	P105	TP3BS-30					CVVUCR	33	2I211121 P03	065		
053	PACS Gdrv Coil LL Red . drrtn		PGC.-	-	P105	TP3BS-30					CVVUCR	33	2I211121 P03	053		
062	PACS Gdrv Coil LL Red . SH105		PGC.-	-	P105	TP3BS-30				Cable P105 Shd	CVVUCR	33	2I211121 P03	062		
-																
039	PACS Gdrv Switch Red . drv1		PGS.-	-	P106	081SS-38				Steel 081SS38	CVVUCR	33	2I211121 P03	039		
027	PACS Gdrv Switch Red . drv2		PGS.-	-	P106	081SS-38					CVVUCR	33	2I211121 P03	027		
040	PACS Gdrv Switch Red . drrt1		PGS.-	-	P106	081SS-38					CVVUCR	33	2I211121 P03	040		
028	PACS Gdrv Switch Red . drrt2		PGS.-	-	P106	081SS-38					CVVUCR	33	2I211121 P03	028		
041	PACS Gdrv Switch Red . LLp		PGS.-	-	P106	081SS-38				H08138SS	CVVUCR	33	2I211121 P03	041		
029	PACS Gdrv Switch Red . LL+		PGS.-	-	P106	081SS-38					CVVUCR	33	2I211121 P03	029		
042	PACS Gdrv Switch Red . LL-		PGS.-	-	P106	081SS-38					CVVUCR	33	2I211121 P03	042		
030	PACS Gdrv Switch Red . LLrtn		PGS.-	-	P106	081SS-38					CVVUCR	33	2I211121 P03	030		
054	PACS Gdrv Switch Red . SH106		PGS.-	-	P106	081SS-38				Cable P106 Shd	CVVUCR	33	2I211121 P03	054		
-																
073	PACS Gsensdrv Red . drv		PGD.-	-	P107	021BS-30				Brass 1 x TP30	CVVUCR	33	2I211121 P03	073		
061	PACS Gsensdrv Red . drrtn		PGD.-	-	P107	021BS-30				H02130BS	CVVUCR	33	2I211121 P03	061		
050	PACS Gsensdrv Red . SH107		PGD.-	-	P107	021BS-30				Cable P107 Shd	CVVUCR	33	2I211121 P03	050		
-																
083	PACS Gsens 1 Red . dr1rs		PGH.-	-	P108	061SS-38				Steel 061SS38	CVVUCR	33	2I211121 P03	083		
071	PACS Gsens 1 Red . drv1r		PGH.-	-	P108	061SS-38				2 Wires	CVVUCR	33	2I211121 P03	071	3.	3.
071	PACS Gsens 1 Red . drv1r		PGH.-	-	P108	061SS-38				2 Wires	CVVUCR	33	2I211121 P03	071	3.	3.
072	PACS Gsens 1 Red . d1rsr		PGH.-	-	P108	061SS-38					CVVUCR	33	2I211121 P03	072		
060	PACS Gsens 1 Red . d1rrt		PGH.-	-	P108	061SS-38				2 Wires	CVVUCR	33	2I211121 P03	060	3.	3.
060	PACS Gsens 1 Red . d1rrt		PGH.-	-	P108	061SS-38				2 Wires	CVVUCR	33	2I211121 P03	060	3.	3.
082	PACS Gsens 1 Red . SH108		PGH.-	-	P108	061SS-38				Cable P108 Shd	CVVUCR	33	2I211121 P03	082		
-																
026	PACS Gsens 2 Red . dr2rs		PGH.-	-	P109	061SS-38				Steel 061SS38	CVVUCR	33	2I211121 P03	026		

Astrium GmbH	**Pin Allocation List** (Harness)	Doc.No.: HP-2-ASED-IC-0015
Project: HERSCHEL		Issue: 1.0 Date: 21.04.2004
		Sheet: PAL-4 (of 4)

Connector: 313100 J04 **Function:** PACS SVM CB1 (PACS Bundle 14) **Conn.-Type:** SCC340104401B032435P

Item: HPSVMCB1 **Location:** 28 / I/F CB ab. SVM Panel 8 (PACS) **Backshell:** 440 FS 110 M 22 03

EMC-Category: 3I/LL Sig H fr CVVFT to SVMCB

		Interface-Code					Grouping:									
Pin	**Signal Designation**	**Circuit**	**Signal**	**Pos.**	**Ch. ID**	**Wiring**	**Shd**	**Cable**	**Twist**	**Comment**	**Target-Item**	**Location**	**Connector**	**Pin**	**New**	
015	PACS Gsens 2 Red . drv2r		PGH.-	-	P109	061SS-38				2 Wires	CVVUCR	33	2I211121 P03	015	3.	3.
015	PACS Gsens 2 Red . drv2r		PGH.-	-	P109	061SS-38				2 Wires	CVVUCR	33	2I211121 P03	015	3.	3.
016	PACS Gsens 2 Red . d2rsr		PGH.-	-	P109	061SS-38					CVVUCR	33	2I211121 P03	016		
008	PACS Gsens 2 Red . d2rrt		PGH.-	-	P109	061SS-38				2 Wires	CVVUCR	33	2I211121 P03	008	3.	3.
008	PACS Gsens 2 Red . d2rrt		PGH.-	-	P109	061SS-38				2 Wires	CVVUCR	33	2I211121 P03	008	3.	3.
001	PACS Gsens 2 Red . SH109		PGH.-	-	P109	061SS-38				Cable P109 Shd	CVVUCR	33	2I211121 P03	001		
-																
036	PACS Gsens sin Red . sin		PGI.-	-	P110	021SS-38				Steel 1 x TP38	CVVUCR	33	2I211121 P03	036		
025	PACS Gsens sin Red . sinrt		PGI.-	-	P110	021SS-38					CVVUCR	33	2I211121 P03	025		
048	PACS Gsens sin Red . SH110		PGI.-	-	P110	021SS-38				Cable P110 Shd	CVVUCR	33	2I211121 P03	048		
-																
049	PACS Gsens cos Red . cos		PGO.-	-	P111	021SS-38				Steel 1 x TP 38	CVVUCR	33	2I211121 P03	049		
037	PACS Gsens cos Red . cosrt		PGO.-	-	P111	021SS-38					CVVUCR	33	2I211121 P03	037		
038	PACS Gsens cos Red . SH111		PGO.-	-	P111	021SS-38				Cable P111 Shd	CVVUCR	33	2I211121 P03	038		
-	NC															
009	PACS Gtsens Red . drv		PGT.-	-	P112	041SS-38				Steel 041SS38	CVVUCR	33	2I211121 P03	009		
003	PACS Gtsens Red . rs		PGT.-	-	P112	041SS-38					CVVUCR	33	2I211121 P03	003		
002	PACS Gtsens Red . drvrt		PGT.-	-	P112	041SS-38					CVVUCR	33	2I211121 P03	002		
004	PACS Gtsens Red . srtn		PGT.-	-	P112	041SS-38					CVVUCR	33	2I211121 P03	004		
017	PACS Gtsens Red . SH112		PGT.-	-	P112	041SS-38				Cable P112 Shd	CVVUCR	33	2I211121 P03	017		
-	NC															
-	NC															
-	NC															
-	NC															
-	NC															
-	NC															
CH	Connector Housing									Overall Shd con to Backshell						

Astrium GmbH	**Pin Allocation List**	Doc.No.: HP-2-ASED-IC-0015
Project: HERSCHEL	**(Harness)**	Issue: 1.0 Date: 21.04.2004
		Sheet: PAL-1 (of 3)

Connector: 313100 J05 **Function:** PACS SVM CB1 (PACS Bundle 15) **Conn.-Type:** SCC340104401B032235P

Item: HPSVMCB1 **Location:** 28 / I/F CB ab. SVM Panel 8 (PACS) **Backshell:** 440 FS 110 M 24 03

EMC-Category: 3I/LL Sig H fr CVVFT to SVMCB

Pin	Signal Designation	Interface-Code Circuit	Signal	Pos.	Ch. ID	Wiring	Grouping: Shd	Cable	Twist	Comment	Target-Item	Location	Connector	Pin	New
099	PACS Cal BB1 nom . sens		PAD.-	-	P117	TP2BS-30	1			Brass 2 xTP30	CVVUCR	33	211121 P04	099	
100	PACS Cal BB1 nom . drv		PAD.-	-	P117	TP2BS-30	1				CVVUCR	33	211121 P04	100	
091	PACS Cal BB1 nom . senRT		PAD.-	-	P117	TP2BS-30	1			H02-02130BS	CVVUCR	33	211121 P04	091	
092	PACS Cal BB1 nom . drvRT		PAD.-	-	P117	TP2BS-30	1				CVVUCR	33	211121 P04	092	
093	PACS Cal BB1 nom . SH117		PAD.-	-	P117	TP2BS-30	1			Cable P117 Shd	CVVUCR	33	211121 P04	093	
-															
096	PACS Cal BB2 nom . sens		PAD.-	-	P118	TP2BS-30	2			Brass 2 xTP30	CVVUCR	33	211121 P04	096	
098	PACS Cal BB2 nom . drv		PAD.-	-	P118	TP2BS-30	2				CVVUCR	33	211121 P04	098	
097	PACS Cal BB2 nom . senRT		PAD.-	-	P118	TP2BS-30	2			H02-02130BS	CVVUCR	33	211121 P04	097	3.
090	PACS Cal BB2 nom . drvRT		PAD.-	-	P118	TP2BS-30	2				CVVUCR	33	211121 P04	090	
089	PACS Cal BB2 nom . SH118		PAD.-	-	P118	TP2BS-30	2			Cable P118 Shd	CVVUCR	33	211121 P04	089	
-															
095	PACS Cal BB1 tsens . drv		PAT.-	-	P119	041SS-38	3			H04130BS	CVVUCR	33	211121 P04	095	
094	PACS Cal BB1 tsens . drvRT		PAT.-	-	P119	041SS-38	3				CVVUCR	33	211121 P04	094	
088	PACS Cal BB1 tsens . sens		PAT.-	-	P119	041SS-38	3			Brass 2 xTP30	CVVUCR	33	211121 P04	088	
087	PACS Cal BB1 tsens . senRT		PAT.-	-	P119	041SS-38	3				CVVUCR	33	211121 P04	087	
086	PACS Cal BB1 tsens . SH119		PAT.-	-	P119	041SS-38	3			Cable P119 Shd	CVVUCR	33	211121 P04	086	
-															
082	PACS TS nom . drv		PTS.-	-	P123	081SS-38	4			Steel 081SS38	CVVUCR	33	211121 P04	082	
083	PACS TS nom . 1sens		PTS.-	-	P123	081SS-38	4				CVVUCR	33	211121 P04	083	
073	PACS TS nom . 1drRT		PTS.-	-	P123	081SS-38	4				CVVUCR	33	211121 P04	073	
074	PACS TS nom . 1seRT		PTS.-	-	P123	081SS-38	4			H08138SS	CVVUCR	33	211121 P04	074	
084	PACS TS nom . 2sens		PTS.-	-	P123	081SS-38	4				CVVUCR	33	211121 P04	084	
085	PACS TS nom . 2drv		PTS.-	-	P123	081SS-38	4				CVVUCR	33	211121 P04	085	
075	PACS TS nom . 2seRT		PTS.-	-	P123	081SS-38	4				CVVUCR	33	211121 P04	075	
076	PACS TS nom . 2drRT		PTS.-	-	P123	081SS-38	4				CVVUCR	33	211121 P04	076	
081	PACS TS nom . SH123		PTS.-	-	P123	081SS-38	4			Cable P123 Shd	CVVUCR	33	211121 P04	081	
-															
078	PACS Gdrv Coil LL Nom . 1n		PGC.-	-	P097	TP3BS-30	5			Brass 3xTP30	CVVUCR	33	211121 P04	078	
079	PACS Gdrv Coil LL Nom . 2n		PGC.-	-	P097	TP3BS-30	5				CVVUCR	33	211121 P04	079	
068	PACS Gdrv Coil LL Nom . nrtn		PGC.-	-	P097	TP3BS-30	5			H03-02130BS	CVVUCR	33	211121 P04	068	3.
069	PACS Gdrv Coil LL Nom . 2nrtn		PGC.-	-	P097	TP3BS-30	5				CVVUCR	33	211121 P04	069	
080	PACS Gdrv Coil LL Nom . drv		PGC.-	-	P097	TP3BS-30	5				CVVUCR	33	211121 P04	080	
070	PACS Gdrv Coil LL Nom . drrtn		PGC.-	-	P097	TP3BS-30	5				CVVUCR	33	211121 P04	070	
077	PACS Gdrv Coil LL Nom . SH097		PGC.-	-	P097	TP3BS-30	5			Cable P097 Shd	CVVUCR	33	211121 P04	077	
-															
065	PACS Gsensdrv Nom . drv		PGD.-	-	P099	021BS-30	6			Brass 1xTP30	CVVUCR	33	211121 P04	065	
055	PACS Gsensdrv Nom . drrtn		PGD.-	-	P099	021BS-30	6			H02130BS	CVVUCR	33	211121 P04	055	
066	PACS Gsensdrv Nom . SH099		PGD.-	-	P099	021BS-30	6			Cable P099 Shd	CVVUCR	33	211121 P04	066	

Astrium GmbH	**Pin Allocation List**	Doc.No.: HP-2-ASED-IC-0015
Project: HERSCHEL	**(Harness)**	Issue: 1.0 Date: 21.04.2004
		Sheet: PAL-2 (of 3)

Connector: 313100 J05 **Function:** PACS SVM CB1 (PACS Bundle 15) **Conn.-Type:** SCC340104401B032235P

Item: HPSVMCB1 **Location:** 28 / I/F CB ab. SVM Panel 8 (PACS) **Backshell:** 440 FS 110 M 24 03

EMC-Category: 3I/LL Sig H fr CVVFT to SVMCB

Pin	Signal Designation	Interface-Code Circuit	Signal	Pos.	Ch. ID	Wiring	Grouping: Shd	Cable	Twist	Comment	Target-Item	Location	Connector	Pin	New
-															
061	PACS Gdrv Switch Nom . drv1		PGS.-	-	P098	081SS-38	7			Steel 081SS38	CVVUCR	33	211121 P04	061	
062	PACS Gdrv Switch Nom . drv2		PGS.-	-	P098	081SS-38	7				CVVUCR	33	211121 P04	062	
052	PACS Gdrv Switch Nom . drrtn		PGS.-	-	P098	081SS-38	7				CVVUCR	33	211121 P04	052	
051	PACS Gdrv Switch Nom . drrt2		PGS.-	-	P098	081SS-38	7			H08138SS	CVVUCR	33	211121 P04	051	
053	PACS Gdrv Switch Nom . LLp		PGS.-	-	P098	081SS-38	7				CVVUCR	33	211121 P04	053	
063	PACS Gdrv Switch Nom . LL+		PGS.-	-	P098	081SS-38	7				CVVUCR	33	211121 P04	063	
064	PACS Gdrv Switch Nom . LL-		PGS.-	-	P098	081SS-38	7				CVVUCR	33	211121 P04	064	
054	PACS Gdrv Switch Nom . LLrtn		PGS.-	-	P098	081SS-38	7				CVVUCR	33	211121 P04	054	
050	PACS Gdrv Switch Nom . SH098		PGS.-	-	P098	081SS-38	7			Cable P098 Shd	CVVUCR	33	211121 P04	050	
-															
044	PACS Gsens 1 Nom . dr1ns		PGH.-	-	P100	061SS-38	8				CVVUCR	33	211121 P04	044	
033	PACS Gsens 1 Nom . drv1n		PGH.-	-	P100	061SS-38	8			2 Wires	CVVUCR	33	211121 P04	033	
033	PACS Gsens 1 Nom . drv1n		PGH.-	-	P100	061SS-38	8			2 Wires	CVVUCR	33	211121 P04	033	3.
045	PACS Gsens 1 Nom . d1nsr		PGH.-	-	P100	061SS-38	8			Steel 061SS38	CVVUCR	33	211121 P04	045	
034	PACS Gsens 1 Nom . d1nrt		PGH.-	-	P100	061SS-38	8			2 Wires	CVVUCR	33	211121 P04	034	
034	PACS Gsens 1 Nom . d1nrt		PGH.-	-	P100	061SS-38	8			2 Wires	CVVUCR	33	211121 P04	034	3.
043	PACS Gsens 1 Nom . SH100		PGH.-	-	P100	061SS-38	8			Cable P100 Shd	CVVUCR	33	211121 P04	043	
-															
023	PACS Gsens 2 Nom . dr2ns		PGH.-	-	P101	061SS-38	9			Steel 061SS38	CVVUCR	33	211121 P04	023	
024	PACS Gsens 2 Nom . drv2n		PGH.-	-	P101	061SS-38	9			2 Wires	CVVUCR	33	211121 P04	024	
024	PACS Gsens 2 Nom . drv2n		PGH.-	-	P101	061SS-38	9			2 Wires	CVVUCR	33	211121 P04	024	3.
014	PACS Gsens 2 Nom . d2nsr		PGH.-	-	P101	061SS-38	9				CVVUCR	33	211121 P04	014	
015	PACS Gsens 2 Nom . d2nrt		PGH.-	-	P101	061SS-38	9			2 Wires	CVVUCR	33	211121 P04	015	
015	PACS Gsens 2 Nom . d2nrt		PGH.-	-	P101	061SS-38	9			2 Wires	CVVUCR	33	211121 P04	015	3.
007	PACS Gsens 2 Nom . SH101		PGH.-	-	P101	061SS-38	9			Cable P101 Shd	CVVUCR	33	211121 P04	007	
-															
042	PACS Gsens sin Nom . sin		PGI.-	-	P102	021SS-38	10			Steel 1xTP38	CVVUCR	33	211121 P04	042	
032	PACS Gsens sin Nom . sirtn		PGI.-	-	P102	021SS-38	10			H02138SS	CVVUCR	33	211121 P04	032	
031	PACS Gsens sin Nom . SH102		PGI.-	-	P102	021SS-38	10			Cable P102 Shd	CVVUCR	33	211121 P04	031	
-															
021	PACS Gsens cos Nom . cos		PGO.-	-	P103	021SS-38	11			Steel 1xTP38	CVVUCR	33	211121 P04	021	
013	PACS Gsens cos Nom . cortn		PGO.-	-	P103	021SS-38	11			H02138SS	CVVUCR	33	211121 P04	013	
022	PACS Gsens cos Nom . SH103		PGO.-	-	P103	021SS-38	11			Cable P103 Shd	CVVUCR	33	211121 P04	022	
-															
004	PACS Gtsens Nom . drv		PGT.-	-	P104	041SS-38	12			Steel 041SS38	CVVUCR	33	211121 P04	004	
006	PACS Gtsens Nom . ns		PGT.-	-	P104	041SS-38	12				CVVUCR	33	211121 P04	006	
003	PACS Gtsens Nom . drrtn		PGT.-	-	P104	041SS-38	12			H04138SS	CVVUCR	33	211121 P04	003	

Astrium GmbH	**Pin Allocation List**	Doc.No.: HP-2-ASED-IC-0015
Project: HERSCHEL	**(Harness)**	Issue: 1.0 Date: 21.04.2004
		Sheet: PAL-3 (of 3)

Connector: 313100 J05 **Function:** PACS SVM CB1 (PACS Bundle 15) **Conn.-Type:** SCC340104401B032235P

Item: HPSVMCB1 **Location:** 28 / I/F CB ab. SVM Panel 8 (PACS) **Backshell:** 440 FS 110 M 24 03

EMC-Category: 3I/LL Sig H fr CVVFT to SVMCB

Pin	Signal Designation	Interface-Code Circuit	Signal	Pos.	Ch. ID	Wiring	Grouping: Shd	Cable	Twist	Comment	Target-Item	Location	Connector	Pin	New
005	PACS Gtsens Nom . srtn		PGT.-	-	P104	041SS-38	12				CVVUCR	33	211121 P04	005	
002	PACS Gtsens Nom . SH104		PGT.-	-	P104	041SS-38	12			Cable P104 Shd	CVVUCR	33	211121 P04	002	
-	NC														
-	NC														
-	NC														
-	NC														
-	NC														
-	NC														
-	NC														
-	NC														
-	NC														
-	NC														
-	NC														
-	NC														
-	NC														
-	NC														
-	NC														
-	NC														
-	NC														
-	NC														
-	NC														
-	NC														
-	NC														
-	NC														
-	NC														
-	NC														
-	NC														
-	NC														
-	NC														
-	NC														
-	NC														
-	NC														
-	NC														
-	NC														
-	NC														
-	NC														
-	NC														
-	NC														
CH	Connector Housing									Overall Shd con to Backshell					

E N D O F D O C U M E N T

	Name	Dep./Comp.		Name	Dep./Comp.
	Alberti von Mathias Dr.	AOE22		Stritter Rene	AED11
	Alo Hakan	OTN/TP 45		Tenhaeff Dieter	AOE22
	Barlage Bernhard	AED11		Thörmer Klaus-Horst Dr.	OTN/AED65
	Bayer Thomas	AET52		Wagner Klaus	AOE23
	Faas Horst	AEA65		Wietbrock, Walter	AET12
	Fehringer Alexander	AOE13		Wöhler Hans	AOE22
	Frey Albrecht	AED422			
	Gerner Willi	AED11			
	Grasl Andreas	OTN/AET52			
	Grasshoff Brigitte	AET12		Alcatel	ASP
	Hauser Armin	AOE23		ESA/ESTEC	ESA
	Hinger Jürgen	AOE23			
	Hohn Rüdiger	AET52		**Instruments:**	
	Huber Johann	AOA4		MPE (PACS)	MPE
	Hund Walter	ASE4A		RAL (SPIRE)	RAL
	Idler Siegmund	AED432		SRON (HIFI)	SRON
	Ivády von András	FAE22			
	Jahn Gerd Dr.	AOE23		**Subcontractors:**	
	Kalde Clemens	APE3		Air Liquide, Space Department	AIR
	Kameter Rudolf	OTN/AET52		Air Liquide, Space Department	AIRS
	Kettner Bernhard	AOE22		Air Liquide, Orbital System	AIRT
	Knoblauch August	AET32		Alcatel Bell Space	ABSP
	Koelle Markus	AET22		Astrium Sub-Subsyst. & Equipment	ASSE
	Kroeker Jürgen	AED65		Austrian Aerospace	AAE
	Kunz Oliver Dr.	AOE23		Austrian Aerospace	AAEM
	Lamprecht Ernst	OTN/ASI21		APCO Technologies S. A.	APCO
	Lang Jürgen	ASE4A		Bieri Engineering B. V.	BIER
	Langfermann Michael	AET52		BOC Edwards	BOCE
	Mack Paul	OTN/AET52		Dutch Space Solar Arrays	DSSA
	Muhl Eckhard	OTN/AET52		EADS CASA Espacio	CASA
	Pastorino Michel	ASPI Resid.		EADS CASA Espacio	ECAS
	Peitzker Helmut	AED65		EADS Space Transportation	ASIP
	Peltz Heinz-Willi	AET42		Eurocopter	ECD
	Pietroboni Karin	AED65		HTS AG Zürich	HTSZ
	Platzer Wilhelm	AED22		Linde	LIND
	Puttlitz Joachim	OTN/AET52		Patria New Technologies Oy	PANT
	Rebholz Reinhold	AET52		Phoenix, Volkmarsen	PHOE
	Reuß Friedhelm	AED62		Prototech AS	PROT
	Rühe Wolfgang	AED65		QMC Instruments Ltd.	QMC
	Runge Axel	OTN/AET52		Rembe, Brilon	REMB
	Sachsse Bernt	AED21		Rosemount Aerospace GmbH	ROSE
	Schink Dietmar	AED422		RYMSA, Radiación y Microondas S.A.	RYM
	Schlosser Christian	OTN/AET52		SENER Ingenieria SA	SEN
	Schmidt Rudolf	FAE22		Stöhr, Königsbrunn	STOE
	Schweickert Gunn	AOE22		Terma A/S, Birkerod	TER
	Stauss Oliver	AOE13			
	Steininger Eric	AED422			

Annex C SPIRE SIH ICD PFM / HP-2-ASED-IC-0016 issue 1.0

Title: **EPLM SPIRE SIH ICD PFM**

CI-No:

Prepared by:	E. Steininger	Date:	04.05.2004
Checked by:	A. Knoblauch		
Product Assurance:	R. Stritter		
Configuration Control:	A. von Ivady		
Project Management:	W.Rühe		

Distribution: See Distribution List (last page)

Copying of this document, and giving it to others and the use or communication of the contents thereof, are forbidden without express authority. Offenders are liable to the payment of damages. All rights are reserved in the event of the grant of a patent or the registration of a utility model or design.

Issue	Date	Sheet	Description of Change	Release
1.0	04.05.04	All	Release of the document	

Table of Content

1 Scope 6

2 Documents 7

2.1 Applicable Documents 7

2.2 Reference Documents 7

3 EPLM SPIRE SIH PFM Pin Allocation List Harness 8

Table of Figures

-

List of Tables

-

1 Scope

This Interface Control Document (ICD) describes the electrical interfaces of the HERSCHEL EPLM PACS SIH PFM Harness Pin Allocation.

It has to be used as sub ICD of the overall HERSCHEL EPLM electrical ICD HP-2-ASED-IC-0001.

For information management a database (ACCESS based) called CAIE (**C**omputer **A**ided **I**nterface **E**ngineering) will be used. The HEPLM CAIE Data Base contents provides all the necessary information for supporting the automated verification of the electrical interfaces with (IDAS) an **I**ntegrated **D**ata **A**cquisition **S**ystem

This document summarised the Harness Pin Allocation for PACS EPLM Scientific Instrument Harness PFM.

All necessary pin to pin connections are described in the Data Base extract in chapter 3.

2 Documents

2.1 Applicable Documents

[AD1] Electrical Interface Control Document EPLM PLM, HP-2-ASED-IC-0001 issue 4

[AD2] Herschel/Planck Instrument Interface Document, Part A, SCI-PT-IIDA-04624

[AD3] Herschel/Planck Instrument Interface Document, Part B; Instrument “SPIRE”, SCI-PT-IIDB/SPIRE-02124, Issue 3.2, 01.03.04

[AD4] Cryo Harness Interconnection diagram - SIH SPIRE, HP-2-ASED-ID-0091; Issue B

2.2 Reference Documents

[RD1] Herschel-Planck EMC Analyses, H-P-1-ASPI-AN-0202

[RD2] HERSCHEL PLM Grounding Scheme", HP-2-ASED-DW-0001

[RD3] Herschel PLM EICD, HP-2-ASPI-ID-062

[RD4] Cryo Harness Description, HP-2-ASED-TN-0103

[RD5] CRYO-HARNESS BRANCH CHARACTERISTICS, HP-2-ASED-TN-0085

3 EPLM SPIRE SIH PFM Pin Allocation List Harness

Astrium GmbH	**Pin Allocation List** (Harness)	Doc.No.: HP-2-ASED-IC-0016
Project: HERSCHEL		Issue: 1.0 Date: 21.04.2004
		Sheet: PAL-1 (of 3)

Connector: 121220 P09 **Function:** SSW/SLW Bias Prime (C01) **Conn.-Type:** MWDM2L-37P-6C3-.630

Item: HSJFS **Location:** 76 / on SPIRE JFET small **Backshell:** 507 T 196 M 37

EMC-Category: 2C/Sig H in Cryostat

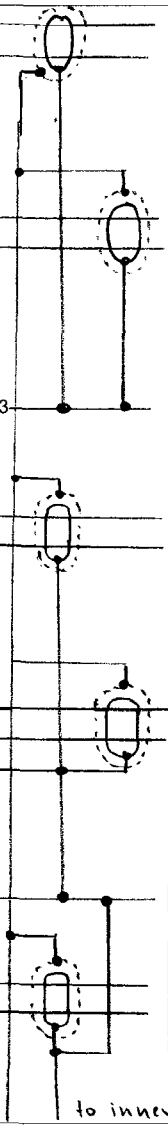

Pin	Signal Designation	Interface-Code Circuit	Signal	Pos.	Ch. ID	Wiring	Grouping: Shd	Cable	Twist	Comment	Target-Item	Location	Connector	Pin	New
001	SPIRE PTC TC Bias A . +ve		S3A.-	-	S009	022BS-38	9			200 Ohm/3.2E-08 A	CVVUCR	33	211121 J32	007	
020	SPIRE PTC TC Bias A . -ve		S3A.-	-	S009	022BS-38	9				CVVUCR	33	211121 J32	014	
002	SPIRE PTC TC Bias A . SHD01		S3A.-	-	S009	022BS-38	9			Cable S009 inner Shd con to GND Wire A3	CVVUCR	33	211121 J32	046	
-	Cable S009 outer Shield									Cable S009 outer Shd con to CH (Faraday)					
-															
021	SPIRE PTC JFETV Bias A . +ve		S3C.-	-	S010	022BS-38	10			100 Ohm/5.0E-03 A	CVVUCR	33	211121 J32	024	
003	SPIRE PTC JFETV Bias A . -ve		S3C.-	-	S010	022BS-38	10				CVVUCR	33	211121 J32	035	
002	SPIRE PTC JFETV Bias A . SHD02		S3C.-	-	S010	022BS-38	10			Cable S010 inner Shd con to GND Wire A3	CVVUCR	33	211121 J32	046	
-	Cable S010 outer Shield									Cable S010 outer Shd con to CH (Faraday)					
-															
002	SPIRE PTC GND WIRE A3 . GNDA3		SSX.-	-	S403	010B0-30				GND Wire A3 con to Cable 009/010	CVVUCR	33	211121 J32	046	
-															
-															
022	SPIRE SLW Bias A1 . +ve		SSD.-	-	S025	022SS-38	25			200 Ohm/9.6E-08 A	CVVUCR	33	211121 J32	121	
004	SPIRE SLW Bias A1 . -ve		SSD.-	-	S025	022SS-38	25				CVVUCR	33	211121 J32	114	
006	SPIRE SLW Bias A1 . SHD03		SSD.-	-	S025	022SS-38	25			Cable S025 inner Shd con to GND Wire B3	CVVUCR	33	211121 J32	104	
-	Cable S025 outer Shield									Cable S025 outer Shd con to CH (Faraday)					
-															
005	SPIRE SLW Bias A2 . +ve		SSD.-	-	S026	022SS-38	26			200 Ohm/9.6E-08 A	CVVUCR	33	211121 J32	102	
024	SPIRE SLW Bias A2 . -ve		SSD.-	-	S026	022SS-38	26				CVVUCR	33	211121 J32	101	
023	SPIRE SLW Bias A2 . SHD04		SSD.-	-	S026	022SS-38	26			Cable S026 inner Shd also con to GND Wire B3	CVVUCR	33	211121 J32	104	
-	Cable S026 outer Shield									Cable S026 outer Shd con to CH (Faraday)					
-															
006	SPIRE SLW GND WIRE B3		SSX.-	-	S405	010B0-30				GND Wire B3 to cable 25/26/11/12	CVVUCR	33	211121 J32	104	
-															
025	SPIRE SLW JFETV A1 . +ve		SSF.-	-	S011	022BS-38	11			100 Ohm/2.5E-03 A	CVVUCR	33	211121 J32	092	
007	SPIRE SLW JFETV A1 . -ve		SSF.-	-	S011	022BS-38	11				CVVUCR	33	211121 J32	091	
006	SPIRE SLW JFETV A1 . SHD05		SSF.-	-	S011	022BS-38	11			Cable S011 inner Shd con to GND Wire B3	CVVUCR	33	211121 J32	104	

Astrium GmbH	**Pin Allocation List** (Harness)	Doc.No.: HP-2-ASED-IC-0016
Project: HERSCHEL		Issue: 1.0 Date: 21.04.2004
		Sheet: PAL-2 (of 3)

Connector: 121220 P09 **Function:** SSW/SLW Bias Prime (C01) **Conn.-Type:** MWDM2L-37P-6C3-.630

Item: HSJFS **Location:** 76 / on SPIRE JFET small **Backshell:** 507 T 196 M 37

EMC-Category: 2C/Sig H in Cryostat

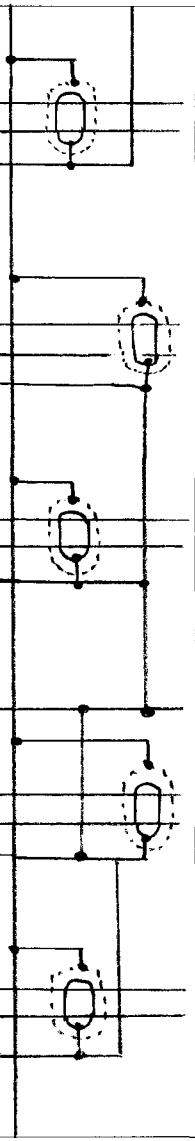

Pin	Signal Designation	Interface-Code Circuit	Signal	Pos.	Ch. ID	Wiring	Grouping: Shd	Cable	Twist	Comment	Target-Item	Location	Connector	Pin	New
-	Cable S011 outer Shield									Cable S011 outer Shd con to CH (Faraday)					
-															
008	SPIRE SLW JFETV A2 . +ve		SSF.-	-	S012	022BS-38	12			100 Ohm/2.5E-03 A	CVVUCR	33	211121 J32	103	
027	SPIRE SLW JFETV A2 . -ve		SSF.-	-	S012	022BS-38	12				CVVUCR	33	211121 J32	113	
026	SPIRE SLW JFETV A2 . SHD06		SSF.-	-	S012	022BS-38	12			Cable S012 inner Shd also con to GND Wire B3	CVVUCR	33	211121 J32	104	
-	Cable S012 outer Shield									Cable S012 outer Shd con to CH (Faraday)					
-															
-															
028	SPIRE SSW Bias A1 . +ve		SSC.-	-	S029	022SS-38	29			200 Ohm/1.2E-03 A	CVVUCR	33	211121 J32	090	
010	SPIRE SSW Bias A1 . -ve		SSC.-	-	S029	022SS-38	29				CVVUCR	33	211121 J32	079	
009	SPIRE SSW Bias A1 . SHD07		SSC.-	-	S029	022SS-38	29			Cable S029 inner Shd also con to GND Wire C3	CVVUCR	33	211121 J32	093	
-	Cable S029 outer Shield									Cable S029 outer Shd con to CH (Faraday)					
-															
011	SPIRE SSW JFETV A1 . +ve		SSE.-	-	S016	022BS-38	16			100 Ohm/5.0E-03 A	CVVUCR	33	211121 J32	068	
030	SPIRE SSW JFETV A1 . -ve		SSE.-	-	S016	022BS-38	16				CVVUCR	33	211121 J32	057	
029	SPIRE SSW JFETV A1 . SHD08		SSE.-	-	S016	022BS-38	16			Cable S016 inner Shd also con to GND Wire C3	CVVUCR	33	211121 J32	093	
-	Cable S016 outer Shield									Cable S016 outer Shd con to CH (Faraday)					
-															
012	SPIRE SSW GND Wire C3		SSX.-	-	S406	010B0-30				GND Wire C3 con to cable 29/16/31/17	CVVUCR	33	211121 J32	093	
-															
013	SPIRE SSW Bias A2 . +ve		SSC.-	-	S031	022SS-38	31			200 Ohm/1.2E-03 A	CVVUCR	33	211121 J32	069	
032	SPIRE SSW Bias A2 . -ve		SSC.-	-	S031	022SS-38	31				CVVUCR	33	211121 J32	080	
031	SPIRE SSW Bias A2 . SHD09		SSC.-	-	S031	022SS-38	31			Cable S031 inner Shd also con to GND Wire C3	CVVUCR	33	211121 J32	093	
-	Cable S031 outer Shield									Cable S031 outer Shd con to CH (Faraday)					
-															
033	SPIRE SSW JFETV A2 . +ve		SSE.-	-	S017	022BS-38	17			100 Ohm/5.0E-03 A	CVVUCR	33	211121 J32	070	
015	SPIRE SSW JFETV A2 . -ve		SSE.-	-	S017	022BS-38	17				CVVUCR	33	211121 J32	081	
014	SPIRE SSW JFETV A2 . SHD10		SSE.-	-	S017	022BS-38	17			Cable S017 inner Shd also con to GND Wire C3	CVVUCR	33	211121 J32	093	

Astrium GmbH	**Pin Allocation List** (Harness)	Doc.No.: HP-2-ASED-IC-0016
Project: HERSCHEL		Issue: 1.0 Date: 21.04.2004
		Sheet: PAL-3 (of 3)

Connector: 121220 P09 **Function:** SSW/SLW Bias Prime (C01) **Conn.-Type:** MWDM2L-37P-6C3-.630

Item: HSJFS **Location:** 76 / on SPIRE JFET small **Backshell:** 507 T 196 M 37

EMC-Category: 2C/Sig H in Cryostat

Pin	Signal Designation	Interface-Code Circuit	Signal	Pos.	Ch. ID	Wiring	Grouping: Shd	Cable	Twist	Comment	Target-Item	Location	Connector	Pin	New
-	Cable S017 outer Shield									Cable S017 outer Shd con to CH (Faraday)					
-															
-															
017	SPIRE SLW JFET Htr A . +ve		SSH.-	-	S033	021BS-38	33			200 Ohm/3.3E-04 A	CVVUCR	33	211121 J32	023	
036	SPIRE SLW JFET Htr A . -ve		SSH.-	-	S033	021BS-38	33				CVVUCR	33	211121 J32	034	
018	SPIRE SLW JFET Htr A . SHD13		SSH.-	-	S033	021BS-38	33			Cable 033 Shd daisy ch to Cable Shd 34 = GND Wire D3	CVVUCR	33	211121 J32	022	
-															
037	SPIRE SSW JFET Htr A . +ve		SSG.-	-	S034	021BS-38	34			200 Ohm/6.7E-03 A	CVVUCR	33	211121 J32	033	
019	SPIRE SSW JFET Htr A . -ve		SSG.-	-	S034	021BS-38	34				CVVUCR	33	211121 J32	045	
018	SPIRE SSW JFET Htr A . SHD12		SSG.-	-	S034	021BS-38	34			Cable 034 Shd daisy ch to Cable 33 Shd	CVVUCR	33	211121 J32	022	
-															
-															
016	SPIRE PTC JFET Htr A . +ve		S3B.-	-	S019	021BS-38	19			200 Ohm/3.3E-03 A	CVVUCR	33	211121 J32	044	
035	SPIRE PTC JFET Htr A . -ve		S3B.-	-	S019	021BS-38	19				CVVUCR	33	211121 J32	056	
NC	SPIRE PTC JFET Htr A . SHD11		S3B.-	-	S019	021BS-38	19			Cable 019 Shd not con at FPU	CVVUCR	33	211121 J32	022	
-															
18	SPIRE S_Heater GND D3		SSX.-	-	S410	010B0-30				No Wire in Cold JFS , routed via Cable S019,33,34 Shds to CVV Fth	CVVUCR	33	211121 J32	022	
-															
CH	Outer Shields=Faraday Shds									Faraday Shd con to Backshell ECR39 tbc					
-	Isolation									Harness Branch to be isolated from S/C Struct					
-															

Astrium GmbH	**Pin Allocation List** (Harness)	Doc.No.: HP-2-ASED-IC-0016
Project: HERSCHEL		Issue: 1.0 Date: 21.04.2004
		Sheet: PAL-1 (of 3)

Connector: 121220 P10 **Function:** SSW/SLW Bias Red (C01) **Conn.-Type:** MWDM2L-37P-6C3-.630

Item: HSJFS **Location:** 76 / on SPIRE JFET small **Backshell:** 507 T 196 M 37

EMC-Category: 2C/Sig H in Cryostat

Pin	Signal Designation	Interface-Code Circuit	Signal	Pos.	Ch. ID	Wiring	Grouping: Shd	Cable	Twist	Comment	Target-Item	Location	Connector	Pin	New
001	SPIRE PTC TC Bias B . +ve		S3A.-	-	S020	022BS-38	20			200 Ohm/3.2E-08 A	CVVUCR	33	211121 J32	001	
020	SPIRE PTC TC Bias B . -ve		S3A.-	-	S020	022BS-38	20				CVVUCR	33	211121 J32	008	
002	SPIRE PTC TC Bias B . SHD01		S3A.-	-	S020	022BS-38	20			Cable S020 inner Shd con to GND Wire A4	CVVUCR	33	211121 J32	004	
-	Cable S020 outer Shield									Cable S020 outer Shd con to CH (Faraday)					
-															
021	SPIRE PTC JFETV Bias B . +ve		S3C.-	-	S022	022BS-38	22			100 Ohm/5.0E-03 A	CVVUCR	33	211121 J32	003	
003	SPIRE PTC JFETV Bias B . -ve		S3C.-	-	S022	022BS-38	22				CVVUCR	33	211121 J32	002	
002	SPIRE PTC JFETV Bias B . SHD02		S3C.-	-	S022	022BS-38	22			Cable S022 inner Shd con to GND Wire A4	CVVUCR	33	211121 J32	004	
-	Cable S022 outer Shield									Cable S022 outer Shd con to CH (Faraday)					
-															
002	SPIRE PTC GND Wire A4		SSX.-	-	S404	010B0-30				GND Wire A4 to Cable 020/022	CVVUCR	33	211121 J32	004	
-															
-															
022	SPIRE SLW Bias B1 . +ve		SSD.-	-	S038	022SS-38	38			200 Ohm/9.6E-08 A	CVVUCR	33	211121 J32	013	
004	SPIRE SLW Bias B1 . -ve		SSD.-	-	S038	022SS-38	38				CVVUCR	33	211121 J32	012	
006	SPIRE SLW Bias B1 . SHD03		SSD.-	-	S038	022SS-38	38			Cable S038 inner Shd con to GND Wire B4	CVVUCR	33	211121 J32	032	
-	Cable S038 outer Shield									Cable S038 outer Shd con to CH (Faraday)					
-															
005	SPIRE SLW Bias B2 . +ve		SSD.-	-	S039	022SS-38	39			200 Ohm/9.6E-08 A	CVVUCR	33	211121 J32	021	
024	SPIRE SLW Bias B2 . -ve		SSD.-	-	S039	022SS-38	39				CVVUCR	33	211121 J32	020	
023	SPIRE SLW Bias B2 . SHD04		SSD.-	-	S039	022SS-38	39			Cable S039 inner Shd also con to GND Wire B4	CVVUCR	33	211121 J32	032	
-	Cable S039 outer Shield									Cable S039 outer Shd con to CH (Faraday)					
-															
006	SPIRE SLW GND Wire B4		SSX.-	-	S407	010B0-30				GND Wire B4 to cable 38/39/28/23	CVVUCR	33	211121 J32	032	
-															
025	SPIRE SLW JFETV B1 . +ve		SSF.-	-	S028	022BS-38	28			100 Ohm/2.5E-03 A	CVVUCR	33	211121 J32	031	
007	SPIRE SLW JFETV B1 . -ve		SSF.-	-	S028	022BS-38	28				CVVUCR	33	211121 J32	043	
006	SPIRE SLW JFETV B1 . SHD05		SSF.-	-	S028	022BS-38	28			Cable S028 inner Shd con to GND Wire B4	CVVUCR	33	211121 J32	032	
-	Cable S028 outer Shield									Cable S028 outer Shd con to CH (Faraday)					

Astrium GmbH	**Pin Allocation List** (Harness)	Doc.No.: HP-2-ASED-IC-0016
Project: HERSCHEL		Issue: 1.0 Date: 21.04.2004
		Sheet: PAL-2 (of 3)

Connector: 121220 P10 **Function:** SSW/SLW Bias Red (C01) **Conn.-Type:** MWDM2L-37P-6C3-.630

Item: HSJFS **Location:** 76 / on SPIRE JFET small **Backshell:** 507 T 196 M 37

EMC-Category: 2C/Sig H in Cryostat

Pin	Signal Designation	Interface-Code Circuit	Signal	Pos.	Ch. ID	Wiring	Grouping: Shd	Cable	Twist	Comment	Target-Item	Location	Connector	Pin	New
-															
008	SPIRE SLW JFETV B2 . +ve		SSF.-	-	S023	022BS-38	23			100 Ohm/2.5E-03 A	CVVUCR	33	211121 J32	042	
027	SPIRE SLW JFETV B2 . -ve		SSF.-	-	S023	022BS-38	23				CVVUCR	33	211121 J32	054	
006	SPIRE SLW JFETV B2 . SHD06		SSF.-	-	S023	022BS-38	23			Cable S023 inner Shd also con to GND Wire B4	CVVUCR	33	211121 J32	032	
-	Cable S023 outer Shield									Cable S023 outer Shd con to CH (Faraday)					
-															
-															
028	SPIRE SSW Bias B1 . +ve		SSC.-	-	S042	022SS-38	42			200 Ohm/1.2E-03 A	CVVUCR	33	211121 J32	010	
010	SPIRE SSW Bias B1 . -ve		SSC.-	-	S042	022SS-38	42				CVVUCR	33	211121 J32	011	
009	SPIRE SSW Bias B1 . SHD07		SSC.-	-	S042	022SS-38	42			Cable S042 inner Shd also con to GND Wire C4	CVVUCR	33	211121 J32	040	
-	Cable S042 outer Shield									Cable S042 outer Shd con to CH (Faraday)					
-															
011	SPIRE SSW JFETV B1 . +ve		SSE.-	-	S035	022BS-38	35			100 Ohm/5.0E-03 A	CVVUCR	33	211121 J32	019	
030	SPIRE SSW JFETV B1 . -ve		SSE.-	-	S035	022BS-38	35				CVVUCR	33	211121 J32	029	
029	SPIRE SSW JFETV B1 . SHD08		SSE.-	-	S035	022BS-38	35			Cable S035 inner Shd also con to GND Wire C4	CVVUCR	33	211121 J32	040	
-	Cable S035 outer Shield									Cable S035 outer Shd con to CH (Faraday)					
-															
012	SPIRE SSW GND Wire C4		SSX.-	-	S408	010B0-30				GND Wire C4 to cable 42/35/44/36	CVVUCR	33	211121 J32	040	
-															
013	SPIRE SSW Bias B2 . +ve		SSC.-	-	S044	022SS-38	44			200 Ohm/1.2E-03 A	CVVUCR	33	211121 J32	041	
032	SPIRE SSW Bias B2 . -ve		SSC.-	-	S044	022SS-38	44				CVVUCR	33	211121 J32	030	
031	SPIRE SSW Bias B2 . SHD09		SSC.-	-	S044	022SS-38	44			Cable S044 inner Shd also con to GND Wire C4	CVVUCR	33	211121 J32	040	
-	Cable S044 outer Shield									Cable S044 outer Shd con to CH (Faraday)					
-															
033	SPIRE SSW JFETV B2 . +ve		SSE.-	-	S036	022BS-38	36			100 Ohm/5.0E-03 A	CVVUCR	33	211121 J32	053	
015	SPIRE SSW JFETV B2 . -ve		SSE.-	-	S036	022BS-38	36				CVVUCR	33	211121 J32	052	
014	SPIRE SSW JFETV B2 . SHD10		SSE.-	-	S036	022BS-38	36			Cable S036 inner Shd also con to GND Wire C4	CVVUCR	33	211121 J32	040	
-	Cable S036 outer Shield									Cable S036 outer Shd con to CH (Faraday)					
-															

Astrium GmbH	**Pin Allocation List**	Doc.No.: HP-2-ASED-IC-0016
Project: HERSCHEL	**(Harness)**	Issue: 1.0 Date: 21.04.2004
		Sheet: PAL-3 (of 3)

Connector: 121220 P10 **Function:** SSW/SLW Bias Red (C01) **Conn.-Type:** MWDM2L-37P-6C3-.630

Item: HSJFS **Location:** 76 / on SPIRE JFET small **Backshell:** 507 T 196 M 37

EMC-Category: 2C/Sig H in Cryostat

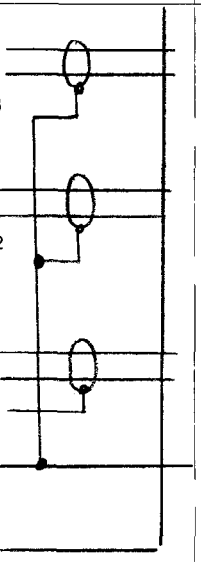

Pin	Signal Designation	Interface-Code Circuit	Signal	Pos.	Ch. ID	Wiring	Grouping: Shd	Cable	Twist	Comment	Target-Item	Location	Connector	Pin	New
-															
017	SPIRE SLW JFET Htr B . +ve		SSH.-	-	S046	021BS-38	46			200 Ohm/3.3E-04 A	CVVUCR	33	211121 J32	018	
036	SPIRE SLW JFET Htr B . -ve		SSH.-	-	S046	021BS-38	46				CVVUCR	33	211121 J32	028	
018	SPIRE SLW JFET Htr B . SHD13		SSH.-	-	S046	021BS-38	46			Cable 047 Shd daisy ch to Cable 47Shd = GND wire D4	CVVUCR	33	211121 J32	039	
-															
037	SPIRE SSW JFET Htr B . +ve		SSG.-	-	S047	021BS-38	47			200 Ohm/6.7E-03 A	CVVUCR	33	211121 J32	009	
019	SPIRE SSW JFET Htr B . -ve		SSG.-	-	S047	021BS-38	47				CVVUCR	33	211121 J32	017	
018	SPIRE SSW JFET Htr B . SHD12		SSG.-	-	S047	021BS-38	47			Cable 047 Shd daisy ch to Pin 18 at FPU side	CVVUCR	33	211121 J32	039	
-															
-															
016	SPIRE PTC JFET Htr B . +ve		S3B.-	-	S040	021BS-38	40			200 Ohm/3.3E-03 A	CVVUCR	33	211121 J32	016	
035	SPIRE PTC JFET Htr B . -ve		S3B.-	-	S040	021BS-38	40				CVVUCR	33	211121 J32	027	
NC	SPIRE PTC JFET Htr B . SHD11		S3B.-	-	S040	021BS-38	40			Cable 040 Shd not con at FPU	CVVUCR	33	211121 J32	039	
-															
018	SPIRE S_Heater GND D4		SSX.-	-	S409	010B0-30				GND Wire D4 only at CVV side, at FPU side = Shd	CVVUCR	33	211121 J32	039	
-															
CH	Outer Shields=Faraday Shds									Faraday Shd con to Backshell ECR0039 tbc					
-	Isolation									Harness Branch to be isolated from S/C struct.					
-															

Astrium GmbH	Pin Allocation List (Harness)	Doc.No.: HP-2-ASED-IC-0016
Project: HERSCHEL		Issue: 1.0 Date: 21.04.2004
		Sheet: PAL-1 (of 3)

Connector: 121220 P06 **Function:** SLW Bolom. Ch 13-24 HSJFS (C01) **Conn.-Type:** MWDM2L-25S-6C3-.630

Item: HSJFS **Location:** 76 / on SPIRE JFET small **Backshell:** 507 T 196 M 25

EMC-Category: 2C/Sig H in Cryostat

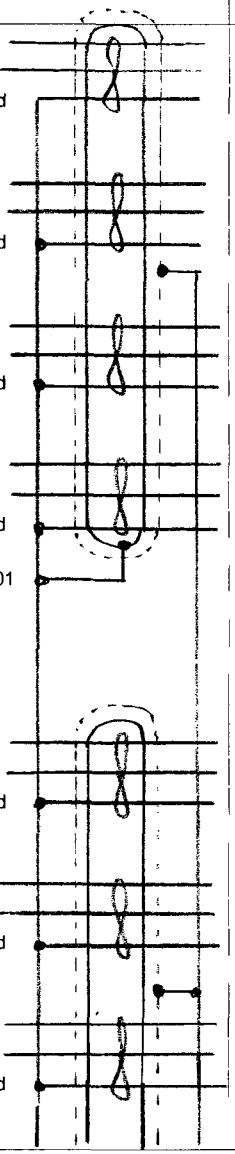

Pin	Signal Designation	Interface-Code Circuit	Signal	Pos.	Ch. ID	Wiring	Grouping: Shd	Cable	Twist	Comment	Target-Item	Location	Connector	Pin	New
001	SPIRE SLW Ch13-16 . 13+		SSB.-	-	S004	12AXD-38	4			200 Ohm/1.0E-09 A	CVVUCR	33	211121 J32	086	
014	SPIRE SLW Ch13-16 . 13-		SSB.-	-	S004	12AXD-38	4			SLW-A2	CVVUCR	33	211121 J32	087	
013	SPIRE SLW Ch13-16 . 13gnd		SSB.-	-	S004	12AXD-38	1			12 AX gnd 1-1 daisy ch to Pin 13 at JFS (A2)	CVVUCR	33	211121 J32	122	
-															
002	SPIRE SLW Ch13-16 . 14+		SSB.-	-	S004	12AXD-38	1			200 Ohm/1.0E-09 A	CVVUCR	33	211121 J32	097	
015	SPIRE SLW Ch13-16 . 14-		SSB.-	-	S004	12AXD-38	1			SLW-C3	CVVUCR	33	211121 J32	098	
013	SPIRE SLW Ch13-16 . 14gnd		SSB.-	-	S004	12AXD-38	1			12 AX gnd 1-2 daisy ch to Pin 13 at JFS (A2)	CVVUCR	33	211121 J32	122	
-															
003	SPIRE SLW Ch13-16 . 15+		SSB.-	-	S004	12AXD-38	1			200 Ohm/1.0E-09 A	CVVUCR	33	211121 J32	108	
016	SPIRE SLW Ch13-16 . 15-		SSB.-	-	S004	12AXD-38	1			SLW-D3	CVVUCR	33	211121 J32	109	
013	SPIRE SLW Ch13-16 . 15gnd		SSB.-	-	S004	12AXD-38	1			12 AX gnd 1-3 daisy ch to Pin 13 at JFS (A2)	CVVUCR	33	211121 J32	122	
-															
004	SPIRE SLW Ch13-16 . 16+		SSB.-	-	S004	12AXD-38	1			200 Ohm/1.0E-09 A	CVVUCR	33	211121 J32	116	
017	SPIRE SLW Ch13-16 . 16-		SSB.-	-	S004	12AXD-38	1			SLW-B3	CVVUCR	33	211121 J32	117	
013	SPIRE SLW Ch13-16 . 16gnd		SSB.-	-	S004	12AXD-38	1			12 AX gnd 1-4 daisy ch to Pin 13 at JFS (A2)	CVVUCR	33	211121 J32	122	
013	SPIRE SLW Ch13-16 . SHD01		SSB.-	-	S004	12AXD-38	4			Cable S004 inner Shd daisy ch to Pin 13 at JFS (A2)	CVVUCR	33	211121 J32	122	
CH	S004 12 AXD Outer Shield									Cable S004 outer Shd con to CH (Faraday)					
-															
-															
005	SPIRE SLW Ch17-20 . 17+		SSB.-	-	S005	12AXD-38	5			200 Ohm/1.0E-09 A	CVVUCR	33	211121 J32	055	
018	SPIRE SLW Ch17-20 . 17-		SSB.-	-	S005	12AXD-38	2			SLW-E3	CVVUCR	33	211121 J32	066	
013	SPIRE SLW Ch17-20 . 17gnd		SSB.-	-	S005	12AXD-38	2			12 AX gnd 2-1 daisy ch to Pin 13 at JFS (A2)	CVVUCR	33	211121 J32	122	
-															
006	SPIRE SLW Ch17-20 . 18+		SSB.-	-	S005	12AXD-38	2			200 Ohm/1.0E-09 A	CVVUCR	33	211121 J32	067	
019	SPIRE SLW Ch17-20 . 18-		SSB.-	-	S005	12AXD-38	2			SLW-C4	CVVUCR	33	211121 J32	078	
013	SPIRE SLW Ch17-20 . 18gnd		SSB.-	-	S005	12AXD-38	2			12 AX gnd 2-2 daisy ch to Pin 13 at JFS (A2)	CVVUCR	33	211121 J32	122	
-															
020	SPIRE SLW Ch17-20 . 19+		SSB.-	-	S005	12AXD-38	2			200 Ohm/1.0E-09 A	CVVUCR	33	211121 J32	076	
007	SPIRE SLW Ch17-20 . 19-		SSB.-	-	S005	12AXD-38	2			SLW-DK2	CVVUCR	33	211121 J32	077	
013	SPIRE SLW Ch17-20 . 19gnd		SSB.-	-	S005	12AXD-38	2			12 AX gnd 2-3 daisy ch to Pin 13 at JFS (A2)	CVVUCR	33	211121 J32	122	

Astrium GmbH	**Pin Allocation List** (Harness)	Doc.No.: HP-2-ASED-IC-0016
Project: HERSCHEL		Issue: 1.0 Date: 21.04.2004
		Sheet: PAL-2 (of 3)

Connector: 121220 P06 **Function:** SLW Bolom. Ch 13-24 HSJFS (C01) **Conn.-Type:** MWDM2L-25S-6C3-.630

Item: HSJFS **Location:** 76 / on SPIRE JFET small **Backshell:** 507 T 196 M 25

EMC-Category: 2C/Sig H in Cryostat



Pin	Signal Designation	Interface-Code Circuit	Signal	Pos.	Ch. ID	Wiring	Grouping: Shd	Cable	Twist	Comment	Target-Item	Location	Connector	Pin	New
-															
021	SPIRE SLW Ch17-20 . 20+		SSB.-	-	S005	12AXD-38	2			200 Ohm/1.0E-09 A	CVVUCR	33	211121 J32	088	
008	SPIRE SLW Ch17-20 . 20-		SSB.-	-	S005	12AXD-38	2			SLW-D4	CVVUCR	33	211121 J32	089	
013	SPIRE SLW Ch17-20 . 20gnd		SSB.-	-	S005	12AXD-38	2			12 AX gnd 2-4 daisy ch to Pin 13 at JFS (A2)	CVVUCR	33	211121 J32	122	
013	SPIRE SLW Ch17-20 . SHD02		SSB.-	-	S005	12AXD-38	5			Cable S005 inner Shd daisy ch to Pin 13 at JFS (A2)	CVVUCR	33	211121 J32	122	
CH	S005 12 AXD Outer Shield									Cable S005 outer Shd con to CH (Faraday)					
-															
-															
022	SPIRE SLW Ch21-24 . 21+		SSB.-	-	S006	12AXD-38	6			200 Ohm/1.0E-09 A	CVVUCR	33	211121 J32	099	
009	SPIRE SLW Ch21-24 . 21-		SSB.-	-	S006	12AXD-38	3			SLW-C5	CVVUCR	33	211121 J32	100	
013	SPIRE SLW Ch21-24 . 21gnd		SSB.-	-	S006	12AXD-38	3			12 AX gnd 3-1 daisy ch to Pin 13 at JFS (A2)	CVVUCR	33	211121 J32	122	
-															
023	SPIRE SLW Ch21-24 . 22+		SSB.-	-	S006	12AXD-38	3			200 Ohm/1.0E-09 A	CVVUCR	33	211121 J32	110	
010	SPIRE SLW Ch21-24 . 22-		SSB.-	-	S006	12AXD-38	3			SLW-B4	CVVUCR	33	211121 J32	111	
013	SPIRE SLW Ch21-24 . 22gnd		SSB.-	-	S006	12AXD-38	3			12 AX gnd 3-2 daisy ch to Pin 13 at JFS (A2)	CVVUCR	33	211121 J32	122	
-															
024	SPIRE SLW Ch21-24 . 23+		SSB.-	-	S006	12AXD-38	3			200 Ohm/1.0E-09 A	CVVUCR	33	211121 J32	118	
011	SPIRE SLW Ch21-24 . 23-		SSB.-	-	S006	12AXD-38	3			SLW-A3	CVVUCR	33	211121 J32	119	
013	SPIRE SLW Ch21-24 . 23gnd		SSB.-	-	S006	12AXD-38	3			12 AX gnd 3-3 daisy ch to Pin 13 at JFS (A2)	CVVUCR	33	211121 J32	122	
-															
025	SPIRE SLW Ch21-24 . 24+		SSB.-	-	S006	12AXD-38	3			200 Ohm/1.0E-09 A	CVVUCR	33	211121 J32	112	
012	SPIRE SLW Ch21-24 . 24-		SSB.-	-	S006	12AXD-38	3			SLW-T2	CVVUCR	33	211121 J32	120	
013	SPIRE SLW Ch21-24 . 24gnd		SSB.-	-	S006	12AXD-38	3			12 AX gnd 3-4 daisy ch to Pin 13 at JFS (A2)	CVVUCR	33	211121 J32	122	
013	SPIRE SLW Ch21-24 . SHD03		SSB.-	-	S006	12AXD-38	6			Cable S006 inner Shd daisy ch to Pin 13 at JFS (A2)	CVVUCR	33	211121 J32	122	
CH	S006 12 AXD Outer Shield									Cable S006 outer Shd con to CH (Faraday)					
-															
-															
013	SPIRE SLW GND Wire A2		SSX.-	-	S402	010B0-30				Not a wire in cold !!! Routed via Cable SHDs	CVVUCR	33	211121 J32	122	
-															

Astrium GmbH	Pin Allocation List (Harness)	Doc.No.: HP-2-ASED-IC-0016
Project: HERSCHEL		Issue: 1.0 Date: 21.04.2004
		Sheet: PAL-3 (of 3)

Connector: 121220 P06 **Function:** SLW Bolom. Ch 13-24 HSJFS (C01) **Conn.-Type:** MWDM2L-25S-6C3-.630

Item: HSJFS **Location:** 76 / on SPIRE JFET small **Backshell:** 507 T 196 M 25

EMC-Category: 2C/Sig H in Cryostat

Pin	Signal Designation	Interface-Code Circuit	Signal	Pos.	Ch. ID	Wiring	Grouping: Shd	Cable	Twist	Comment	Target-Item	Location	Connector	Pin	New
CH	Outer Shields=Faraday Shds									Faraday Shds con to Backshell-ECR 0039 tbc					
-	Isolation									Harness Branch to be isolated from S/C Struct.					
-															

Astrium GmbH	**Pin Allocation List** (Harness)	Doc.No.: HP-2-ASED-IC-0016
Project: HERSCHEL		Issue: 1.0 Date: 21.04.2004
		Sheet: PAL-1 (of 3)

Connector: 121220 P05 **Function:** SLW Bolom. Ch 1-12 HSJFS (C01) **Conn.-Type:** MWDM2L-25S-6C3-.630

Item: HSJFS **Location:** 76 / on SPIRE JFET small **Backshell:** 507 T 196 M 25

EMC-Category: 2C/Sig H in Cryostat

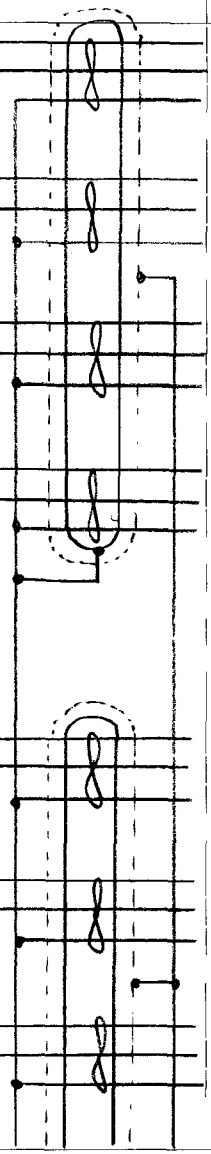

Pin	Signal Designation	Interface-Code Circuit	Signal	Pos.	Ch. ID	Wiring	Grouping: Shd	Cable	Twist	Comment	Target-Item	Location	Connector	Pin	New
001	SPIRE SLW Ch01-04 . 1+		SSB.-	-	S001	12AXD-38	1			200 Ohm/1.0E-09 A	CVVUCR	33	211121 J32	026	
014	SPIRE SLW Ch01-04 . 1-		SSB.-	-	S001	12AXD-38	1			SLW-R1	CVVUCR	33	211121 J32	037	
013	SPIRE SLW Ch01-04 . 1gnd		SSB.-	-	S001	12AXD-38	1			12 AX gnd 1-1 daisy ch to Pin 13 at JFS (A1)	CVVUCR	33	211121 J32	115	
-															
002	SPIRE SLW Ch01-04 . 2+		SSB.-	-	S001	12AXD-38	1			200 Ohm/1.0E-09 A	CVVUCR	33	211121 J32	038	
015	SPIRE SLW Ch01-04 . 2-		SSB.-	-	S001	12AXD-38	1			SLW-T1	CVVUCR	33	211121 J32	049	
013	SPIRE SLW Ch01-04 . 2gnd		SSB.-	-	S001	12AXD-38	1			12 AX gnd 1-2 daisy ch to Pin 13 at JFS (A1)	CVVUCR	33	211121 J32	115	
-															
003	SPIRE SLW Ch01-04 . 3+		SSB.-	-	S001	12AXD-38	1			200 Ohm/1.0E-09 A	CVVUCR	33	211121 J32	048	
016	SPIRE SLW Ch01-04 . 3-		SSB.-	-	S001	12AXD-38	1			SLW-C1	CVVUCR	33	211121 J32	060	
013	SPIRE SLW Ch01-04 . 3gnd		SSB.-	-	S001	12AXD-38	1			12 AX gnd 1-3 daisy ch to Pin 13 at JFS (A1)	CVVUCR	33	211121 J32	115	
-															
004	SPIRE SLW Ch01-04 . 4+		SSB.-	-	S001	12AXD-38	1			200 Ohm/1.0E-09 A	CVVUCR	33	211121 J32	059	
017	SPIRE SLW Ch01-04 . 4-		SSB.-	-	S001	12AXD-38	1			SLW-DK1	CVVUCR	33	211121 J32	071	
013	SPIRE SLW Ch01-04 . 4gnd		SSB.-	-	S001	12AXD-38	1			12 AX gnd 1-4 daisy ch to Pin 13 at FFS (A1)	CVVUCR	33	211121 J32	115	
013	SPIRE SLW Ch01-04 . SHD01		SSB.-	-	S001	12AXD-38	1			Cable S001 inner Shd daisy ch to Pin 13 at JFS (A1)	CVVUCR	33	211121 J32	115	
CH	S001 12 AXD Outer Shield									Cable S001 outer Shd con to CH (Faraday)					
-															
-															
005	SPIRE SLW Ch05-08 . 5+		SSB.-	-	S002	12AXD-38	2			200 Ohm/1.0E-09 A	CVVUCR	33	211121 J32	050	
018	SPIRE SLW Ch05-08 . 5-		SSB.-	-	S002	12AXD-38	2			SLW-B1	CVVUCR	33	211121 J32	061	
013	SPIRE SLW Ch05-08 . 5gnd		SSB.-	-	S002	12AXD-38	2			12 AX gnd 2-1 daisy ch to Pin 13 at JFS (A1)	CVVUCR	33	211121 J32	115	
-															
006	SPIRE SLW Ch05-08 . 6+		SSB.-	-	S002	12AXD-38	2			200 Ohm/1.0E-09 A	CVVUCR	33	211121 J32	062	
019	SPIRE SLW Ch05-08 . 6-		SSB.-	-	S002	12AXD-38	2			SLW-D1	CVVUCR	33	211121 J32	051	
013	SPIRE SLW Ch05-08 . 6gnd		SSB.-	-	S002	12AXD-38	2			12 AX gnd 2-2 daisy ch to Pin 13 at JFS (A1)	CVVUCR	33	211121 J32	115	
-															
020	SPIRE SLW Ch05-08 . 7+		SSB.-	-	S002	12AXD-38	2			200 Ohm/1.0E-09 A	CVVUCR	33	211121 J32	063	
007	SPIRE SLW Ch05-08 . 7-		SSB.-	-	S002	12AXD-38	2			SLW-E1	CVVUCR	33	211121 J32	075	
013	SPIRE SLW Ch05-08 . 7gnd		SSB.-	-	S002	12AXD-38	2			12 AX gnd 2-3 daisy ch to Pin 13 at JFS (A1)	CVVUCR	33	211121 J32	115	

Astrium GmbH	**Pin Allocation List** (Harness)	Doc.No.: HP-2-ASED-IC-0016
Project: HERSCHEL		Issue: 1.0 Date: 21.04.2004
		Sheet: PAL-2 (of 3)

Connector: 121220 P05 **Function:** SLW Bolom. Ch 1-12 HSJFS (C01) **Conn.-Type:** MWDM2L-25S-6C3-.630

Item: HSJFS **Location:** 76 / on SPIRE JFET small **Backshell:** 507 T 196 M 25

EMC-Category: 2C/Sig H in Cryostat



Pin	Signal Designation	Interface-Code Circuit	Signal	Pos.	Ch. ID	Wiring	Grouping: Shd	Cable	Twist	Comment	Target-Item	Location	Connector	Pin	New
-															
021	SPIRE SLW Ch05-08 . 8+		SSB.-	-	S002	12AXD-38	2			200 Ohm/1.0E-09 A	CVVUCR	33	211121 J32	074	
008	SPIRE SLW Ch05-08 . 8-		SSB.-	-	S002	12AXD-38	2			SLW-A1	CVVUCR	33	211121 J32	073	
013	SPIRE SLW Ch05-08 . 8gnd		SSB.-	-	S002	12AXD-38	2			12 AX gnd 2-4 daisy ch to Pin 13 at JFS (A1)	CVVUCR	33	211121 J32	115	
013	SPIRE SLW Ch05-08 . SHD02		SSB.-	-	S002	12AXD-38	2			Cable S002 inner Shd daisy ch to Pin 13 at JFS (A1)	CVVUCR	33	211121 J32	115	
CH	S002 12 AXD Outer Shield									Cable S002 outer Shd con to CH (Faraday)					
-															
-															
022	SPIRE SLW Ch09-12 . 9+		SSB.-	-	S003	12AXD-38	3			200 Ohm/1.0E-09 A	CVVUCR	33	211121 J32	083	
009	SPIRE SLW Ch09-12 . 9-		SSB.-	-	S003	12AXD-38	3			SLW-C2	CVVUCR	33	211121 J32	072	
013	SPIRE SLW Ch09-12 . 9gnd		SSB.-	-	S003	12AXD-38	3			12 AX gnd 3-1 daisy ch to Pin 13 at JFS (A1)	CVVUCR	33	211121 J32	115	
-															
023	SPIRE SLW Ch09-12 . 10+		SSB.-	-	S003	12AXD-38	3			200 Ohm/1.0E-09 A	CVVUCR	33	211121 J32	095	
010	SPIRE SLW Ch09-12 . 10-		SSB.-	-	S003	12AXD-38	3			SLW-D2	CVVUCR	33	211121 J32	084	
013	SPIRE SLW Ch09-12 . 10gnd		SSB.-	-	S003	12AXD-38	3			12 AX gnd 3-2 daisy ch to Pin 13 at JFS (A1)	CVVUCR	33	211121 J32	115	
-															
024	SPIRE SLW Ch09-12 . 11+		SSB.-	-	S003	12AXD-38	3			200 Ohm/1.0E-09 A	CVVUCR	33	211121 J32	096	
011	SPIRE SLW Ch09-12 . 11-		SSB.-	-	S003	12AXD-38	3			SLW-B2	CVVUCR	33	211121 J32	085	
013	SPIRE SLW Ch09-12 . 11gnd		SSB.-	-	S003	12AXD-38	3			12 AX gnd 3-3 daisy ch to Pin 13 at JFS (A1)	CVVUCR	33	211121 J32	115	
-															
025	SPIRE SLW Ch09-12 . 12+		SSB.-	-	S003	12AXD-38	3			200 Ohm/1.0E-09 A	CVVUCR	33	211121 J32	106	
012	SPIRE SLW Ch09-12 . 12-		SSB.-	-	S003	12AXD-38	3			SLW-E2	CVVUCR	33	211121 J32	107	
013	SPIRE SLW Ch09-12 . 12gnd		SSB.-	-	S003	12AXD-38	3			12 AX gnd 3-4 daisy ch to Pin 13 at JFS (A1)	CVVUCR	33	211121 J32	115	
013	SPIRE SLW Ch09-12 . SHD03		SSB.-	-	S003	12AXD-38	3			Cable S003 Shd daisy ch to Pin 13 at JFS (A1)	CVVUCR	33	211121 J32	115	
CH	S003 12 AXD Outer Shield									Cable S003 outer Shd con to CH (Faraday)					
-															
-															
013	SPIRE SLW GND Wire A1		SSX.-	-	S401	010B0-30				Not a wire in cold !!! routed via Cable SHDs	CVVUCR	33	211121 J32	115	
-															

Astrium GmbH	Pin Allocation List (Harness)	Doc.No.: HP-2-ASED-IC-0016
Project: HERSCHEL		Issue: 1.0 Date: 21.04.2004
		Sheet: PAL-3 (of 3)

Connector: 121220 P05 **Function:** SLW Bolom. Ch 1-12 HSJFS (C01) **Conn.-Type:** MWDM2L-25S-6C3-.630

Item: HSJFS **Location:** 76 / on SPIRE JFET small **Backshell:** 507 T 196 M 25

EMC-Category: 2C/Sig H in Cryostat

Pin	Signal Designation	Interface-Code Circuit	Signal	Pos.	Ch. ID	Wiring	Grouping: Shd	Cable	Twist	Comment	Target-Item	Location	Connector	Pin	New
CH	Outer Shields=Faraday Shds									Faraday Shds con to Backshell - ECR39 tbc					
-	Isolation									Harness Branch to be isolated from S/C Struct.					
-															

Astrium GmbH	**Pin Allocation List** (Harness)	Doc.No.: HP-2-ASED-IC-0016
Project: HERSCHEL		Issue: 1.0 Date: 21.04.2004
		Sheet: PAL-1 (of 3)

Connector: 121220 P04 **Function:** SSW Bolom. Sign. HSJFS (C02) **Conn.-Type:** MWDM2L-25S-6C3-.630

Item: HSJFS **Location:** 76 / on SPIRE JFET small **Backshell:** 507 T 196 M 25

EMC-Category: 2C/Sig H in Cryostat

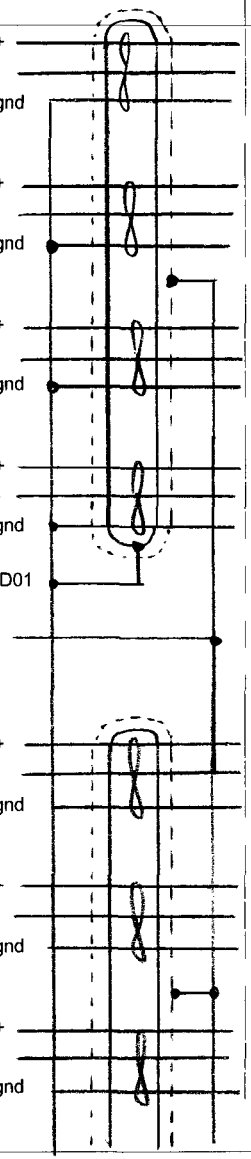

Pin	Signal Designation	Interface-Code Circuit	Signal	Pos.	Ch. ID	Wiring	Grouping: Shd	Cable	Twist	Comment	Target-Item	Location	Connector	Pin	New
001	SPIRE SSW Ch25-28 . 25+		SSA.-	-	S059	12AXD-38	1			200 Ohm/1.0E-09 A	CVVUCR	33	211121 J31	013	
014	SPIRE SSW Ch25-28 . 25-		SSA.-	-	S059	12AXD-38	1			SSW-E5	CVVUCR	33	211121 J31	012	
013	SPIRE SSW Ch25-28 . 25gnd		SSA.-	-	S059	12AXD-38	1			12 AX gnd 1-1 daisy ch to Pin 13 at JFS side(A4)	CVVUCR	33	211121 J31	005	
-															
002	SPIRE SSW Ch25-28 . 26+		SSA.-	-	S059	12AXD-38	1			200 Ohm/1.0E-09 A	CVVUCR	33	211121 J31	021	
015	SPIRE SSW Ch25-28 . 26-		SSA.-	-	S059	12AXD-38	1			SSW-E4	CVVUCR	33	211121 J31	020	
013	SPIRE SSW Ch25-28 . 26gnd		SSA.-	-	S059	12AXD-38	1			12 AX gnd 1-2 daisy ch to Pin 13 at JFS side (A4)	CVVUCR	33	211121 J31	005	
-															
003	SPIRE SSW Ch25-28 . 27+		SSA.-	-	S059	12AXD-38	1			200 Ohm/1.0E-09 A	CVVUCR	33	211121 J31	031	
016	SPIRE SSW Ch25-28 . 27-		SSA.-	-	S059	12AXD-38	1			SSW-D7	CVVUCR	33	211121 J31	043	
013	SPIRE SSW Ch25-28 . 27gnd		SSA.-	-	S059	12AXD-38	1			12 AX gnd 1-3 daisy ch to Pin 13 at JFS side(A4)	CVVUCR	33	211121 J31	005	
-															
004	SPIRE SSW Ch25-28 . 28+		SSA.-	-	S059	12AXD-38	1			200 Ohm/1.0E-09 A	CVVUCR	33	211121 J31	042	
017	SPIRE SSW Ch25-28 . 28-		SSA.-	-	S059	12AXD-38	1			SSW-D6	CVVUCR	33	211121 J31	054	
013	SPIRE SSW Ch25-28 . 28gnd		SSA.-	-	S059	12AXD-38	1			12 AX gnd 1-4 daisy ch to Pin 13 at JFS side (A4)	CVVUCR	33	211121 J31	005	
013	SPIRE SSW Ch25-28 . SHD01		SSA.-	-	S059	12AXD-38	1			Cable S059 inner Shd daisy ch to Pin 13 at JFS side (A4)	CVVUCR	33	211121 J31	005	
CH	S059 12 AXD outer Shield									Cable S059 outer Shd con to CH (Faraday)					
-															
-															
005	SPIRE SSW Ch29-32 . 29+		SSA.-	-	S060	12AXD-38	2			200 Ohm/1.0E-09 A	CVVUCR	33	211121 J31	010	
018	SPIRE SSW Ch29-32 . 29-		SSA.-	-	S060	12AXD-38	2			SSW-D5	CVVUCR	33	211121 J31	011	
013	SPIRE SSW Ch29-32 . 29gnd		SSA.-	-	S060	12AXD-38	2			12 AX gnd 2-1 daisy ch to Pin 13 at JFS side (A4)	CVVUCR	33	211121 J31	005	
-															
006	SPIRE SSW Ch29-32 . 30+		SSA.-	-	S060	12AXD-38	2			200 Ohm/1.0E-09 A	CVVUCR	33	211121 J31	019	
019	SPIRE SSW Ch29-32 . 30-		SSA.-	-	S060	12AXD-38	2			SSW-D4	CVVUCR	33	211121 J31	029	
013	SPIRE SSW Ch29-32 . 30gnd		SSA.-	-	S060	12AXD-38	2			12 AX gnd 2-2 daisy ch to Pin 13 at JFS side (A4)	CVVUCR	33	211121 J31	005	
-															
020	SPIRE SSW Ch29-32 . 31+		SSA.-	-	S060	12AXD-38	2			200 Ohm/1.0E-09 A	CVVUCR	33	211121 J31	041	
007	SPIRE SSW Ch29-32 . 31-		SSA.-	-	S060	12AXD-38	2			SSW-C6	CVVUCR	33	211121 J31	030	
013	SPIRE SSW Ch29-32 . 31gnd		SSA.-	-	S060	12AXD-38	2			12 AX gnd 2-3 daisy ch to Pin 13 at JFS side (A4)	CVVUCR	33	211121 J31	005	

Astrium GmbH	Pin Allocation List (Harness)	Doc.No.: HP-2-ASED-IC-0016
Project: HERSCHEL		Issue: 1.0 Date: 21.04.2004
		Sheet: PAL-2 (of 3)

Connector: 121220 P04 **Function:** SSW Bolom. Sign. HSJFS (C02) **Conn.-Type:** MWDM2L-25S-6C3-.630

Item: HSJFS **Location:** 76 / on SPIRE JFET small **Backshell:** 507 T 196 M 25

EMC-Category: 2C/Sig H in Cryostat

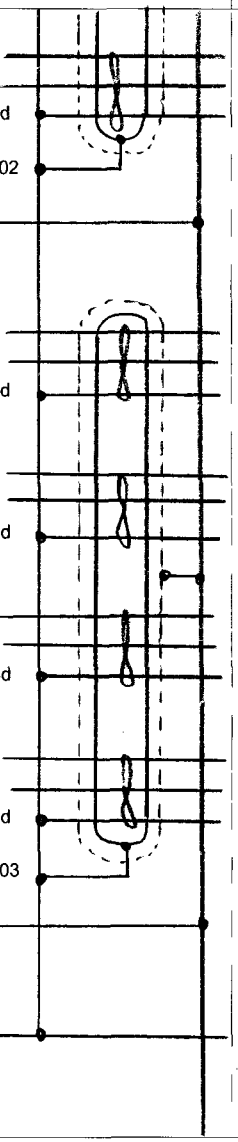

Pin	Signal Designation	Interface-Code Circuit	Signal	Pos.	Ch. ID	Wiring	Grouping: Shd	Cable	Twist	Comment	Target-Item	Location	Connector	Pin	New
-															
021	SPIRE SSW Ch29-32 . 32+		SSA.-	-	S060	12AXD-38	2			200 Ohm/1.0E-09 A	CVVUCR	33	211121 J31	053	
008	SPIRE SSW Ch29-32 . 32-		SSA.-	-	S060	12AXD-38	2			SSW-C5	CVVUCR	33	211121 J31	052	
013	SPIRE SSW Ch29-32 . 32gnd		SSA.-	-	S060	12AXD-38	2			12 AX gnd 2-4 daisy ch to Pin 13 at JFS side (A4)	CVVUCR	33	211121 J31	005	
013	SPIRE SSW Ch29-32 . SHD02		SSA.-	-	S060	12AXD-38	2			Cable S060 inner Shd daisy ch to Pin 13 at JFS side (A4)	CVVUCR	33	211121 J31	-	
CH	S060 12 AXD Outer Shield									Cable S060 outer Shd con to CH (Faraday)					
-															
-															
022	SPIRE SSW Ch33-36 . 33+		SSA.-	-	S062	12AXD-38	3			200 Ohm/1.0E-09 A	CVVUCR	33	211121 J31	009	
009	SPIRE SSW Ch33-36 . 33-		SSA.-	-	S062	12AXD-38	3			SSW-C4	CVVUCR	33	211121 J31	017	
013	SPIRE SSW Ch33-36 . 33gnd		SSA.-	-	S062	12AXD-38	3			12 AX gnd 3-1 daisy ch to Pin 13 at JFS side (A4)	CVVUCR	33	211121 J31	005	
-															
023	SPIRE SSW Ch33-36 . 34+		SSA.-	-	S062	12AXD-38	3			200 Ohm/1.0E-09 A	CVVUCR	33	211121 J31	018	
010	SPIRE SSW Ch33-36 . 34-		SSA.-	-	S062	12AXD-38	3			SSW-B5	CVVUCR	33	211121 J31	028	
013	SPIRE SSW Ch33-36 . 34gnd		SSA.-	-	S062	12AXD-38	3			12 AX gnd 3-2 daisy ch to Pin 13 at JFS side (A4)	CVVUCR	33	211121 J31	005	
-															
024	SPIRE SSW Ch33-36 . 35+		SSA.-	-	S062	12AXD-38	3			200 Ohm/1.0E-09 A	CVVUCR	33	211121 J31	016	
011	SPIRE SSW Ch33-36 . 35-		SSA.-	-	S062	12AXD-38	3			SSW-B4	CVVUCR	33	211121 J31	027	
013	SPIRE SSW Ch33-36 . 35gnd		SSA.-	-	S062	12AXD-38	3			12 AX gnd 3-3 daisy ch to Pin 13 at JFS side (A4)	CVVUCR	33	211121 J31	005	
-															
025	SPIRE SSW Ch33-36 . 36+		SSA.-	-	S062	12AXD-38	3			200 Ohm/1.0E-09 A	CVVUCR	33	211121 J31	040	
012	SPIRE SSW Ch33-36 . 36-		SSA.-	-	S062	12AXD-38	3			SSW-T2	CVVUCR	33	211121 J31	039	
013	SPIRE SSW Ch33-36 . 36gnd		SSA.-	-	S062	12AXD-38	3			12 AX gnd 3-4 daisy ch to Pin 13 at JFS side (A4)	CVVUCR	33	211121 J31	005	
013	SPIRE SSW Ch33-36 . SHD03		SSA.-	-	S062	12AXD-38	3			Cable S062 inner Shd daisy ch to Pin 13 at JFS side (A4)	CVVUCR	33	211121 J31	005	
CH	S062 12 AXD Outer Shield			-						Cable S062 outer Shd con to CH (Faraday)					
-															
-															
013	SPIRE B02 GND Wire A4		SSX.-	-	S424	010B0-30				Not a Wire at JFS Side, routed via Cable SHDs	CVVUCR	33	211121 J31	005	
-															

Astrium GmbH	**Pin Allocation List** (Harness)	Doc.No.: HP-2-ASED-IC-0016
Project: HERSCHEL		Issue: 1.0 Date: 21.04.2004
		Sheet: PAL-3 (of 3)

Connector: 121220 P04 **Function:** SSW Bolom. Sign. HSJFS (C02) **Conn.-Type:** MWDM2L-25S-6C3-.630

Item: HSJFS **Location:** 76 / on SPIRE JFET small **Backshell:** 507 T 196 M 25

EMC-Category: 2C/Sig H in Cryostat

Pin	Signal Designation	Interface-Code Circuit	Signal	Pos.	Ch. ID	Wiring	Grouping: Shd	Cable	Twist	Comment	Target-Item	Location	Connector	Pin	New
CH	Outer Shields=Faraday Shds									Faraday Shds con to Backshell ECR0039tbc					
-	Isolation									Harness Branch to be isolated!					
-															

Astrium GmbH	**Pin Allocation List** (Harness)	Doc.No.: HP-2-ASED-IC-0016
Project: HERSCHEL		Issue: 1.0 Date: 21.04.2004
		Sheet: PAL-1 (of 2)

Connector: 121220 P03 **Function:** SSW Bolom. Sign. HSJFS (C02) **Conn.-Type:** MWDM2L-25S-6C3-.630

Item: HSJFS **Location:** 76 / on SPIRE JFET small **Backshell:** 507 T 196 M 25

EMC-Category: 2C/Sig H in Cryostat

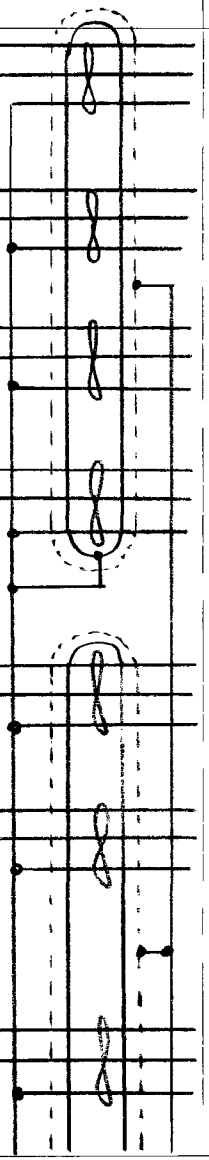

Pin	Signal Designation	Interface-Code Circuit	Signal	Pos.	Ch. ID	Wiring	Grouping: Shd	Cable	Twist	Comment	Target-Item	Location	Connector	Pin	New
005	SPIRE SSW Spare1/2 . 1+		SSA.1	-	S247	121SS-38		1		Spare Tripet 1A	CVVUCR	33	211121 J31	063	
018	SPIRE SSW Spare1/2 . 1-		SSA.1	-	S247	121SS-38		1		Spare 1	CVVUCR	33	211121 J31	075	
013	SPIRE SSW Spare1/2 . 1gnd		SSA.1	-	S247	121SS-38		1		Spare Tripe 1gnd daisy ch to Pin 13 (A3)	CVVUCR	33	211121 J31	036	
-								1							
006	SPIRE SSW Spare1/2 . 2+		SSA.1	-	S247	121SS-38		1		Spare Tripet 2A	CVVUCR	33	211121 J31	074	
019	SPIRE SSW Spare1/2 . 2-		SSA.1	-	S247	121SS-38		1		Spare 2	CVVUCR	33	211121 J31	073	
013	SPIRE SSW Spare1/2 . 2gnd		SSA.1	-	S247	121SS-38		1		Spare Tripet 2gnd daisy ch to Pin 13 (A3)	CVVUCR	33	211121 J31	036	
-								1							
020	SPIRE SSW Ch37-40 . 37+		SSA.-	-	S063	12AXD-38		1		200 Ohm/1.0E-09 A	CVVUCR	33	211121 J31	026	
007	SPIRE SSW Ch37-40 . 37-		SSA.-	-	S063	12AXD-38		1		SSW-G3	CVVUCR	33	211121 J31	037	
013	SPIRE SSW Ch37-40 . 37gnd		SSA.-	-	S063	12AXD-38		1		12 AX gnd 1-3 daisy ch to Pin 13 (A3)	CVVUCR	33	211121 J31	036	
-								1							
021	SPIRE SSW Ch37-40 . 38+		SSA.-	-	S063	12AXD-38		1		200 Ohm/1.0E-09 A	CVVUCR	33	211121 J31	038	
008	SPIRE SSW Ch37-40 . 38-		SSA.-	-	S063	12AXD-38		1		SSW-G4	CVVUCR	33	211121 J31	049	
013	SPIRE SSW Ch37-40 . 38gnd		SSA.-	-	S063	12AXD-38		1		12 AX gnd 1-4 daisy ch to Pin 13	CVVUCR	33	211121 J31	036	
013	SPIRE SSW Ch37-40 . SHD01		SSA.-	-	S063	12AXD-38		1		Cable S063 inner Shd daisy ch to Pin 13 (A3)	CVVUCR	33	211121 J31	036	
-															
-															
022	SPIRE SSW Ch37-40 . 39+		SSA.-	-	S063	12AXD-38		2		200 Ohm/1.0E-09 A	CVVUCR	33	211121 J31	048	
009	SPIRE SSW Ch37-40 . 39-		SSA.-	-	S063	12AXD-38		2		SSW-DK2	CVVUCR	33	211121 J31	060	
013	SPIRE SSW Ch37-40 . 39gnd		SSA.-	-	S063	12AXD-38		2		12 AX gnd 1-3 daisy ch to Pin 13 (A3)	CVVUCR	33	211121 J31	036	
-								2							
023	SPIRE SSW Ch37-40 . 40+		SSA.-	-	S063	12AXD-38		2		200 Ohm/1.0E-09 A	CVVUCR	33	211121 J31	059	
010	SPIRE SSW Ch37-40 . 40-		SSA.-	-	S063	12AXD-38		2		SSW-F5	CVVUCR	33	211121 J31	071	
013	SPIRE SSW Ch37-40 . 40gnd		SSA.-	-	S063	12AXD-38		2		12 AX gnd 1-4 daisy ch to Pin 13 (A3)	CVVUCR	33	211121 J31	036	
-	S063 12 AXD Outer Shield									Cable S063 outer Shd con to CH (Faraday)					
-															
-															
024	SPIRE SSW Ch41-42 . 41+		SSA.-	-	S064	12AXD-38		2		200 Ohm/1.0E-09 A	CVVUCR	33	211121 J31	050	
011	SPIRE SSW Ch41-42 . 41-		SSA.-	-	S064	12AXD-38		2		SSW-F4	CVVUCR	33	211121 J31	061	
013	SPIRE SSW Ch41-42 . 41gnd		SSA.-	-	S064	12AXD-38		2		12 AX gnd 2-1 daisy ch to Pin 13 (A3)	CVVUCR	33	211121 J31	036	

Astrium GmbH	**Pin Allocation List** (Harness)	Doc.No.: HP-2-ASED-IC-0016
Project: HERSCHEL		Issue: 1.0 Date: 21.04.2004
		Sheet: PAL-2 (of 2)

Connector: 121220 P03 **Function:** SSW Bolom. Sign. HSJFS (C02) **Conn.-Type:** MWDM2L-25S-6C3-.630

Item: HSJFS **Location:** 76 / on SPIRE JFET small **Backshell:** 507 T 196 M 25

EMC-Category: 2C/Sig H in Cryostat

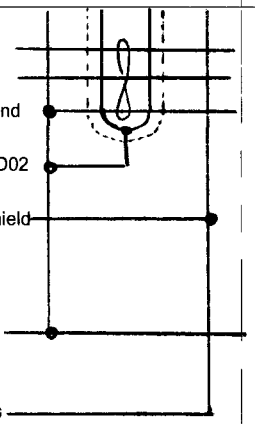

Pin	Signal Designation	Interface-Code Circuit	Signal	Pos.	Ch. ID	Wiring	Grouping: Shd	Cable	Twist	Comment	Target-Item	Location	Connector	Pin	New
-								2							
025	SPIRE SSW Ch41-42 . 42+		SSA.-	-	S064	12AXD-38		2		200 Ohm/1.0E-09 A	CVVUCR	33	211121 J31	062	
012	SPIRE SSW Ch41-42 . 42-		SSA.-	-	S064	12AXD-38		2		SSW-E6	CVVUCR	33	211121 J31	051	
013	SPIRE SSW Ch41-42 . 42gnd		SSA.-	-	S064	12AXD-38		2		12 AX gnd 2-2 daisy ch to Pin 13 (A3)	CVVUCR	33	211121 J31	036	
013	SPIRE SSW Ch41-42 . SHD02		SSA.-	-	S064	12AXD-38		2		Cable S063/064 inner Shd daisy ch to Pin 13 (A3)	CVVUCR	33	211121 J31	036	
CH	S063/064 12 AXD Outer Shield									Cable S063/064 outer Shd con to CH (Farday)					
-															
-															
013	SPIRE B02 GND Wire A3		SSX.-	-	S423	010B0-30				Not a Wire at JFS side, routed via Cable SHDs	CVVUCR	33	211121 J31	036	
-				-											
CH	Outer Shields=Farady Shds									Faraday Shds con to Backshell ECR0039tbc					
-	Isolation									Harness Branch to be isolated !					
-															
-															

Astrium GmbH	Pin Allocation List (Harness)	Doc.No.: HP-2-ASED-IC-0016
Project: HERSCHEL		Issue: 1.0 Date: 21.04.2004
		Sheet: PAL-1 (of 2)

Connector: 121220 P07 **Function:** Bolom.300 mK T.C. (C02) **Conn.-Type:** MWDM2L-25S-6C3-.630

Item: HSJFS **Location:** 76 / on SPIRE JFET small **Backshell:** 507 T 196 M 25

EMC-Category: 2C/Sig H in Cryostat

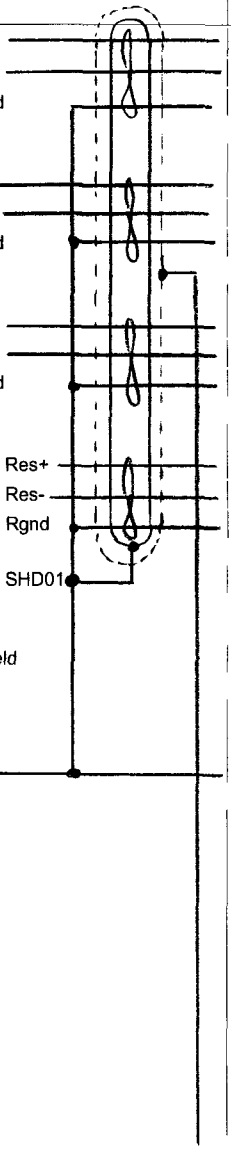

Pin	Signal Designation	Interface-Code Circuit	Signal	Pos.	Ch. ID	Wiring	Grouping: Shd	Cable	Twist	Comment	Target-Item	Location	Connector	Pin	New
005	SPIRE SSW PTC Ch's . 1+		S3D.-	-	S053	12AXD-38	1			200 Ohm/1.0E-09 A	CVVUCR	33	211121 J31	095	
018	SPIRE SSW PTC Ch's . 1-		S3D.-	-	S053	12AXD-38	1			PTC-1	CVVUCR	33	211121 J31	084	
013	SPIRE SSW PTC Ch's . 1gnd		S3D.-	-	S053	12AXD-38	1			12 AX gnd 1-1 daisy ch to Pin 13 at JFS side(B5)	CVVUCR	33	211121 J31	082	
-															
006	SPIRE SSW PTC Ch's . 2+		S3D.-	-	S053	12AXD-38	1			200 Ohm/1.0E-09 A	CVVUCR	33	211121 J31	096	
019	SPIRE SSW PTC Ch's . 2-		S3D.-	-	S053	12AXD-38	1			PTC-2	CVVUCR	33	211121 J31	085	
013	SPIRE SSW PTC Ch's . 2gnd		S3D.-	-	S053	12AXD-38	1			12 AX gnd 1-2 daisy ch to Pin 13 at JFS side(B5)	CVVUCR	33	211121 J31	082	
-															
020	SPIRE SSW PTC Ch's . 3+		S3D.-	-	S053	12AXD-38	1			200 Ohm/1.0E-09 A	CVVUCR	33	211121 J31	106	
007	SPIRE SSW PTC Ch's . 3-		S3D.-	-	S053	12AXD-38	1			PTC-3	CVVUCR	33	211121 J31	107	
013	SPIRE SSW PTC Ch's . 3gnd		S3D.-	-	S053	12AXD-38	1			12 AX gnd 1-3 daisy ch to Pin 13 at JFS side(B5)	CVVUCR	33	211121 J31	082	
-															
021	SPIRE SSW PTC (5MOhm) . Res+		S3D.-	-	S248	12AXD-38	1			200 Ohm/1.0E-09 A	CVVUCR	33	211121 J31	083	
008	SPIRE SSW PTC (5MOhm) . Res-		S3D.-	-	S248	12AXD-38	1			5M -1	CVVUCR	33	211121 J31	072	
013	SPIRE SSW PTC (5MOhm) . Rgnd		S3D.-	-	S248	12AXD-38	1			12 AX gnd 4-1 daisy ch to Pin 13 at JFS side(B5)	CVVUCR	33	211121 J31	082	
013	SPIRE SSW PTC (5MOhm) . SHD01		S3D.-	-	S248	12AXD-38	1			Cable S053 /248 inner Shd daisy ch to Pin 13 at JFS side (B5)	CVVUCR	33	211121 J31		
-	*S053/248 12 AXD Outer Shield*									*Cable S053 /248 outer Shd con to CH (Faraday)*					
-															
-															
013	SPIRE B02 GND Wire A5		SSX.-	-	S425	010B0-30				Not a wire at JFS Side, routed via Cable SHDs	CVVUCR	33	211121 J31	082	
-															
003	NC														
004	NC														
009	NC														
010	NC														
011	NC														
012	NC														
014	NC														
015	NC														
016	NC														
017	NC														
022	NC														

Astrium GmbH	**Pin Allocation List** (Harness)	Doc.No.: HP-2-ASED-IC-0016
Project: HERSCHEL		Issue: 1.0 Date: 21.04.2004
		Sheet: PAL-2 (of 2)

Connector: 121220 P07 **Function:** Bolom.300 mK T.C. (C02) **Conn.-Type:** MWDM2L-25S-6C3-.630

Item: HSJFS **Location:** 76 / on SPIRE JFET small **Backshell:** 507 T 196 M 25

EMC-Category: 2C/Sig H in Cryostat

Pin	Signal Designation	Interface-Code Circuit	Signal	Pos.	Ch. ID	Wiring	Grouping: Shd	Cable	Twist	Comment	Target-Item	Location	Connector	Pin	New
023	NC														
024	NC														
025	NC														
CH	*Outer Shds=Faraday Shds*									Faraday Shd con to Backshell ECR0039tbc					
-	Isolation									Harness branch to be isolated					
-										No GND Wire at JFS side					
-															

Astrium GmbH	**Pin Allocation List** (Harness)	Doc.No.: HP-2-ASED-IC-0016
Project: HERSCHEL		Issue: 1.0 Date: 21.04.2004
		Sheet: PAL-1 (of 3)

Connector: 121220 P02 **Function:** SSW Bolom. Sign. HSJFS (C02) **Conn.-Type:** MWDM2L-25S-6C3-.630

Item: HSJFS **Location:** 76 / on SPIRE JFET small **Backshell:** 507 T 196 M 25

EMC-Category: 2C/Sig H in Cryostat

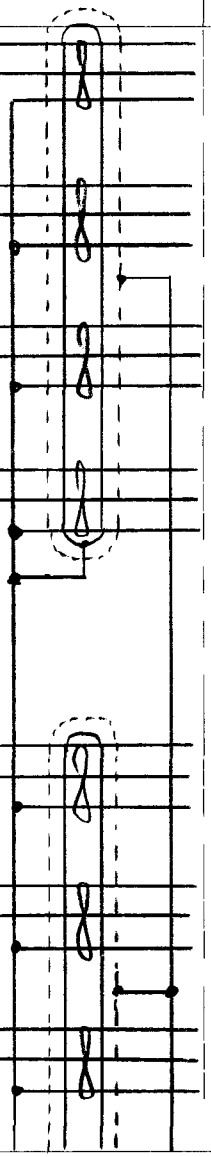

Pin	Signal Designation	Interface-Code Circuit	Signal	Pos.	Ch. ID	Wiring	Grouping: Shd	Cable	Twist	Comment	Target-Item	Location	Connector	Pin	New
001	SPIRE SSW Ch13-16 . 13+		SSA.-	-	S055	12AXD-38	1			200 Ohm/1.0E-09 A	CVVUCR	33	211121 J31	086	
014	SPIRE SSW Ch13-16 . 13-		SSA.-	-	S055	12AXD-38	1			SSW-D3	CVVUCR	33	211121 J31	087	
013	SPIRE SSW Ch13-16 . 13gnd		SSA.-	-	S055	12AXD-38	1			12 AX gnd 1-1 daisy ch to Pin 13 (A2)	CVVUCR	33	211121 J31	128	
-															
002	SPIRE SSW Ch13-16 . 14+		SSA.-	-	S055	12AXD-38	1			200 Ohm/1.0E-09 A	CVVUCR	33	211121 J31	097	
015	SPIRE SSW Ch13-16 . 14-		SSA.-	-	S055	12AXD-38	1			SSW-D2	CVVUCR	33	211121 J31	098	
013	SPIRE SSW Ch13-16 . 14gnd		SSA.-	-	S055	12AXD-38	1			12 AX gnd 1-2 daisy ch to Pin 13 (A2)	CVVUCR	33	211121 J31	128	
-															
003	SPIRE SSW Ch13-16 . 15+		SSA.-	-	S055	12AXD-38	1			200 Ohm/1.0E-09 A	CVVUCR	33	211121 J31	108	
016	SPIRE SSW Ch13-16 . 15-		SSA.-	-	S055	12AXD-38	1			SSW-D1	CVVUCR	33	211121 J31	109	
013	SPIRE SSW Ch13-16 . 15gnd		SSA.-	-	S055	12AXD-38	1			12 AX gnd 1-3 daisy ch to Pin 13 (A2)	CVVUCR	33	211121 J31	128	
-															
004	SPIRE SSW Ch13-16 . 16+		SSA.-	-	S055	12AXD-38	1			200 Ohm/1.0E-09 A	CVVUCR	33	211121 J31	116	
017	SPIRE SSW Ch13-16 . 16-		SSA.-	-	S055	12AXD-38	1			SSW-E3	CVVUCR	33	211121 J31	117	
013	SPIRE SSW Ch13-16 . 16gnd		SSA.-	-	S055	12AXD-38	1			12 AX gnd 1-4 daisy ch to Pin 13 (A2)	CVVUCR	33	211121 J31	128	
013	SPIRE SSW Ch13-16 . SHD01		SSA.-	-	S055	12AXD-38	1			Cable S055 inner Shd daisy ch to Pin 13 (A2)	CVVUCR	33	211121 J31	128	
CH	S055 12 AXD Outer Shield									Cable S055 outer Shd con to CH (Faraday)					
-															
-															
005	SPIRE SSW Ch17-20 . 17+		SSA.-	-	S056	12AXD-38	2			200 Ohm/1.0E-09 A	CVVUCR	33	211121 J31	055	
018	SPIRE SSW Ch17-20 . 17-		SSA.-	-	S056	12AXD-38	2			SSW-E2	CVVUCR	33	211121 J31	066	
013	SPIRE SSW Ch17-20 . 17gnd		SSA.-	-	S056	12AXD-38	2			12 AX gnd 2-1 daisy ch to Pin 13 (A2)	CVVUCR	33	211121 J31	128	
-															
006	SPIRE SSW Ch17-20 . 18+		SSA.-	-	S056	12AXD-38	2			200 Ohm/1.0E-09 A	CVVUCR	33	211121 J31	067	
019	SPIRE SSW Ch17-20 . 18-		SSA.-	-	S056	12AXD-38	2			SSW-E1	CVVUCR	33	211121 J31	078	
013	SPIRE SSW Ch17-20 . 18gnd		SSA.-	-	S056	12AXD-38	2			12 AX gnd 2-2 daisy ch to Pin 13 (A2)	CVVUCR	33	211121 J31	128	
-															
020	SPIRE SSW Ch17-20 . 19+		SSA.-	-	S056	12AXD-38	2			200 Ohm/1.0E-09 A	CVVUCR	33	211121 J31	076	
007	SPIRE SSW Ch17-20 . 19-		SSA.-	-	S056	12AXD-38	2			SSW-F3	CVVUCR	33	211121 J31	077	
013	SPIRE SSW Ch17-20 . 19gnd		SSA.-	-	S056	12AXD-38	2			12 AX gnd 2-3 daisy ch to Pin 13 (A2)	CVVUCR	33	211121 J31	128	

Astrium GmbH	Pin Allocation List (Harness)	Doc.No.: HP-2-ASED-IC-0016
Project: HERSCHEL		Issue: 1.0 Date: 21.04.2004
		Sheet: PAL-2 (of 3)

Connector: 121220 P02 **Function:** SSW Bolom. Sign. HSJFS (C02) **Conn.-Type:** MWDM2L-25S-6C3-.630

Item: HSJFS **Location:** 76 / on SPIRE JFET small **Backshell:** 507 T 196 M 25

EMC-Category: 2C/Sig H in Cryostat

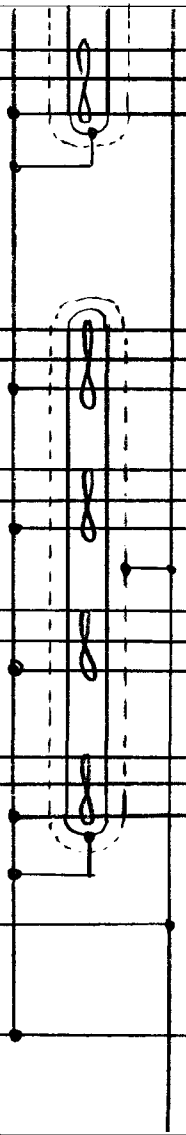

Pin	Signal Designation	Interface-Code Circuit	Signal	Pos.	Ch. ID	Wiring	Grouping: Shd	Cable	Twist	Comment	Target-Item	Location	Connector	Pin	New
-															
021	SPIRE SSW Ch17-20 . 20+		SSA.-	-	S056	12AXD-38	2			200 Ohm/1.0E-09 A	CVVUCR	33	211121 J31	088	
008	SPIRE SSW Ch17-20 . 20-		SSA.-	-	S056	12AXD-38	2			SSW-F2	CVVUCR	33	211121 J31	089	
013	SPIRE SSW Ch17-20 . 20gnd		SSA.-	-	S056	12AXD-38	2			12 AX gnd 2-4 daisy ch to Pin 13 (A2)	CVVUCR	33	211121 J31	128	
013	SPIRE SSW Ch17-20 . SHD02		SSA.-	-	S056	12AXD-38	2			Cable S056 inner Shd daisy ch to Pin 13 (A2)	CVVUCR	33	211121 J31	128	
CH	S056 12 AXD Outer Shield									Cable S056 outer Shd con to CH (Faraday)					
-															
-															
022	SPIRE SSW Ch21-24 . 21+		SSA.-	-	S058	12AXD-38	3			200 Ohm/1.0E-09 A	CVVUCR	33	211121 J31	099	
009	SPIRE SSW Ch21-24 . 21-		SSA.-	-	S058	12AXD-38	3			SSW-F1	CVVUCR	33	211121 J31	100	
013	SPIRE SSW Ch21-24 . 21gnd		SSA.-	-	S058	12AXD-38	3			12 AX gnd 3-1 daisy ch to Pin 13 (A2)	CVVUCR	33	211121 J31	128	
-															
023	SPIRE SSW Ch21-24 . 22+		SSA.-	-	S058	12AXD-38	3			200 Ohm/1.0E-09 A	CVVUCR	33	211121 J31	110	
010	SPIRE SSW Ch21-24 . 22-		SSA.-	-	S058	12AXD-38	3			SSW-G1	CVVUCR	33	211121 J31	111	
013	SPIRE SSW Ch21-24 . 22gnd		SSA.-	-	S058	12AXD-38	3			12 AX gnd 3-2 daisy ch to Pin 13 (A2)	CVVUCR	33	211121 J31	128	
-															
024	SPIRE SSW Ch21-24 . 23+		SSA.-	-	S058	12AXD-38	3			200 Ohm/1.0E-09 A	CVVUCR	33	211121 J31	118	
011	SPIRE SSW Ch21-24 . 23-		SSA.-	-	S058	12AXD-38	3			SSW-T1	CVVUCR	33	211121 J31	119	
013	SPIRE SSW Ch21-24 . 23gnd		SSA.-	-	S058	12AXD-38	3			12 AX gnd 3-3 daisy ch to Pin 13 (A2)	CVVUCR	33	211121 J31	128	
-															
025	SPIRE SSW Ch21-24 . 24+		SSA.-	-	S058	12AXD-38	3			200 Ohm/1.0E-09 A	CVVUCR	33	211121 J31	112	
012	SPIRE SSW Ch21-24 . 24-		SSA.-	-	S058	12AXD-38	3			SSW-G2	CVVUCR	33	211121 J31	120	
013	SPIRE SSW Ch21-24 . 24gnd		SSA.-	-	S058	12AXD-38	3			12 AX gnd 3-4 daisy ch to Pin 13 (A2)	CVVUCR	33	211121 J31	128	
013	SPIRE SSW Ch21-24 . SHD03		SSA.-	-	S058	12AXD-38	3			Cable S058 inner Shd daisy ch to Pin 13 (A2)	CVVUCR	33	211121 J31	128	
CH	S058 12 AXD Outer Shield			-						Cable S058 outer Shd con to CH (Faraday)					
-															
-															
13	SPIRE B02 GND Wire A2		SSX.-	-	S422	010B0-30				Not a wire at JFS side, routed via Cable SHDs	CVVUCR	33	211121 J31	128	
-															

Astrium GmbH	Pin Allocation List (Harness)	Doc.No.: HP-2-ASED-IC-0016
Project: HERSCHEL		Issue: 1.0 Date: 21.04.2004
		Sheet: PAL-3 (of 3)

Connector: 121220 P02 **Function:** SSW Bolom. Sign. HSJFS (C02) **Conn.-Type:** MWDM2L-25S-6C3-.630

Item: HSJFS **Location:** 76 / on SPIRE JFET small **Backshell:** 507 T 196 M 25

EMC-Category: 2C/Sig H in Cryostat

Pin	Signal Designation	Interface-Code Circuit	Signal	Pos.	Ch. ID	Wiring	Grouping: Shd	Cable	Twist	Comment	Target-Item	Location	Connector	Pin	New
CH	Outer Shields=Faraday Shds									Faraday Shds con to Backshell ECR0039tbc					
-	Isolation									Harness Branch to be isolated					
-										No GND Wires at FPU Side					
-															

Astrium GmbH	**Pin Allocation List** (Harness)	Doc.No.: HP-2-ASED-IC-0016
Project: HERSCHEL		Issue: 1.0 Date: 21.04.2004
		Sheet: PAL-1 (of 3)

Connector: 121220 P01 **Function:** SSW Bolom. Sign. HSJFS (C02) **Conn.-Type:** MWDM2L-25S-6C3-.630

Item: HSJFS **Location:** 76 / on SPIRE JFET small **Backshell:** 507 T 196 M 25

EMC-Category: 2C/Sig H in Cryostat

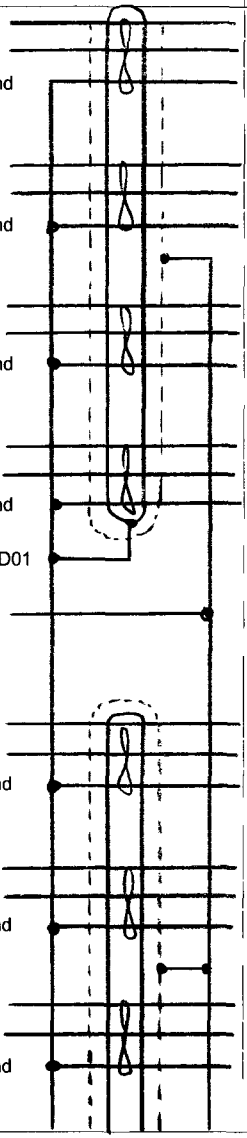

Pin	Signal Designation	Interface-Code Circuit	Signal	Pos.	Ch. ID	Wiring	Grouping: Shd	Cable	Twist	Comment	Target-Item	Location	Connector	Pin	New
001	SPIRE SSW Ch01-04 . 1+		SSA.-	-	S051	12AXD-38	1			200 Ohm/1.0E-09 A	CVVUCR	33	211121 J31	090	
014	SPIRE SSW Ch01-04 . 1-		SSA.-	-	S051	12AXD-38	1			SSW-R1	CVVUCR	33	211121 J31	079	
013	SPIRE SSW Ch01-04 . 1gnd		SSA.-	-	S051	12AXD-38	1			12 AX gnd 1-1 daisy ch to Pin 13 at JFS side (A1)	CVVUCR	33	211121 J31	047	
-															
002	SPIRE SSW Ch01-04 . 2+		SSA.-	-	S051	12AXD-38	1			200 Ohm/1.0E-09 A	CVVUCR	33	211121 J31	102	
015	SPIRE SSW Ch01-04 . 2-		SSA.-	-	S051	12AXD-38	1			SSW-A4	CVVUCR	33	211121 J31	101	
013	SPIRE SSW Ch01-04 . 2gnd		SSA.-	-	S051	12AXD-38	1			12 AX gnd 1-2 daisy ch to Pin 13 at JFS Side (A1)	CVVUCR	33	211121 J31	047	
-															
003	SPIRE SSW Ch01-04 . 3+		SSA.-	-	S051	12AXD-38	1			200 Ohm/1.0E-09 A	CVVUCR	33	211121 J31	092	
016	SPIRE SSW Ch01-04 . 3-		SSA.-	-	S051	12AXD-38	1			SSW-A3	CVVUCR	33	211121 J31	091	
013	SPIRE SSW Ch01-04 . 3gnd		SSA.-	-	S051	12AXD-38	1			12 AX gnd 1-3 daisy ch to Pin 13 (A1)	CVVUCR	33	211121 J31	047	
-															
004	SPIRE SSW Ch01-04 . 4+		SSA.-	-	S051	12AXD-38	1			200 Ohm/1.0E-09 A	CVVUCR	33	211121 J31	103	
017	SPIRE SSW Ch01-04 . 4-		SSA.-	-	S051	12AXD-38	1			SSW-A2	CVVUCR	33	211121 J31	113	
013	SPIRE SSW Ch01-04 . 4gnd		SSA.-	-	S051	12AXD-38	1			12 AX gnd 1-4 daisy ch to Pin 13 (A1)	CVVUCR	33	211121 J31	047	
013	SPIRE SSW Ch01-04 . SHD01		SSA.-	-	S051	12AXD-38	1			Cable S051 inner Shd daisy ch to Pin 13	CVVUCR	33	211121 J31	047	
CH	S051 12 AXD Outer Shield									Cable S051 outer Shd con to CH (Faraday)					
-															
-															
005	SPIRE SSW Ch05-08 . 5+		SSA.-	-	S052	12AXD-38	2			200 Ohm/1.0E-09 A	CVVUCR	33	211121 J31	058	
018	SPIRE SSW Ch05-08 . 5-		SSA.-	-	S052	12AXD-38	2			SSW-A1	CVVUCR	33	211121 J31	046	
013	SPIRE SSW Ch05-08 . 5gnd		SSA.-	-	S052	12AXD-38	2			12 AX gnd 2-1 daisy ch to Pin 13 (A1)	CVVUCR	33	211121 J31	047	
-															
006	SPIRE SSW Ch05-08 . 6+		SSA.-	-	S052	12AXD-38	2			200 Ohm/1.0E-09 A	CVVUCR	33	211121 J31	068	
019	SPIRE SSW Ch05-08 . 6-		SSA.-	-	S052	12AXD-38	2			SSW-DK1	CVVUCR	33	211121 J31	057	
013	SPIRE SSW Ch05-08 . 6gnd		SSA.-	-	S052	12AXD-38	2			12 AX gnd 2-2 daisy ch to Pin 13 (A1)	CVVUCR	33	211121 J31	047	
-															
020	SPIRE SSW Ch05-08 . 7+		SSA.-	-	S052	12AXD-38	2			200 Ohm/1.0E-09 A	CVVUCR	33	211121 J31	069	
007	SPIRE SSW Ch05-08 . 7-		SSA.-	-	S052	12AXD-38	2			SSW-B3	CVVUCR	33	211121 J31	080	
013	SPIRE SSW Ch05-08 . 7gnd		SSA.-	-	S052	12AXD-38	2			12 AX gnd 2-3 daisy ch to Pin 13 (A1)	CVVUCR	33	211121 J31	047	

Astrium GmbH	**Pin Allocation List** (Harness)	Doc.No.: HP-2-ASED-IC-0016
Project: HERSCHEL		Issue: 1.0 Date: 21.04.2004
		Sheet: PAL-2 (of 3)

Connector: 121220 P01 **Function:** SSW Bolom. Sign. HSJFS (C02) **Conn.-Type:** MWDM2L-25S-6C3-.630

Item: HSJFS **Location:** 76 / on SPIRE JFET small **Backshell:** 507 T 196 M 25

EMC-Category: 2C/Sig H in Cryostat

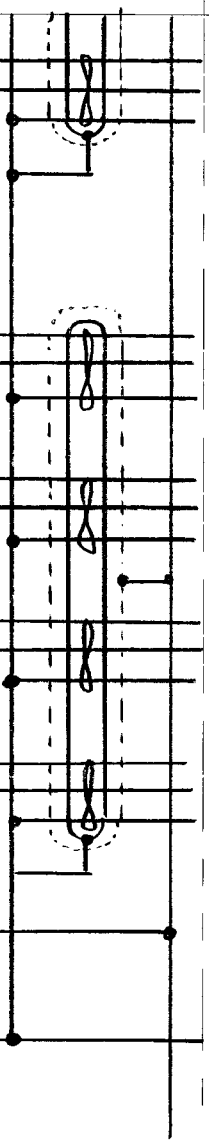

Pin	Signal Designation	Interface-Code Circuit	Signal	Pos.	Ch. ID	Wiring	Grouping: Shd	Cable	Twist	Comment	Target-Item	Location	Connector	Pin	New
-															
021	SPIRE SSW Ch05-08 . 8+		SSA.-	-	S052	12AXD-38	2			200 Ohm/1.0E-09 A	CVVUCR	33	211121 J31	070	
008	SPIRE SSW Ch05-08 . 8-		SSA.-	-	S052	12AXD-38	2			SSW-B2	CVVUCR	33	211121 J31	081	
013	SPIRE SSW Ch05-08 . 8gnd		SSA.-	-	S052	12AXD-38	2			12 AX gnd 2-4 daisy ch to Pin 13 (A1)	CVVUCR	33	211121 J31	047	
013	SPIRE SSW Ch05-08 . SHD02		SSA.-	-	S052	12AXD-38	2			Cable S052 inner Shd daisy ch to Pin 13 (A1)	CVVUCR	33	211121 J31	047	
CH	S052 12 AXD Outer Shield									Cable S052 outer Shd con to CH (Faraday)					
-															
-															
022	SPIRE SSW Ch09-12 . 9+		SSA.-	-	S054	12AXD-38	3			200 Ohm/1.0E-09 A	CVVUCR	33	211121 J31	023	
009	SPIRE SSW Ch09-12 . 9-		SSA.-	-	S054	12AXD-38	3			SSW-B1	CVVUCR	33	211121 J31	034	
013	SPIRE SSW Ch09-12 . 9gnd		SSA.-	-	S054	12AXD-38	3			12 AX gnd 3-1 daisy ch to Pin 13 (A1)	CVVUCR	33	211121 J31	047	
-															
023	SPIRE SSW Ch09-12 . 10+		SSA.-	-	S054	12AXD-38	3			200 Ohm/1.0E-09 A	CVVUCR	33	211121 J31	033	
010	SPIRE SSW Ch09-12 . 10-		SSA.-	-	S054	12AXD-38	3			SSW-C3	CVVUCR	33	211121 J31	045	
013	SPIRE SSW Ch09-12 . 10gnd		SSA.-	-	S054	12AXD-38	3			12 AX gnd 3-2 daisy ch to Pin 13 (A1)	CVVUCR	33	211121 J31	047	
-															
024	SPIRE SSW Ch09-12 . 11+		SSA.-	-	S054	12AXD-38	3			200 Ohm/1.0E-09 A	CVVUCR	33	211121 J31	044	
011	SPIRE SSW Ch09-12 . 11-		SSA.-	-	S054	12AXD-38	3			SSW-C1	CVVUCR	33	211121 J31	056	
013	SPIRE SSW Ch09-12 . 11gnd		SSA.-	-	S054	12AXD-38	3			12 AX gnd 3-3 daisy ch to Pin 13 (A1)	CVVUCR	33	211121 J31	047	
-															
025	SPIRE SSW Ch09-12 . 12+		SSA.-	-	S054	12AXD-38	3			200 Ohm/1.0E-09 A	CVVUCR	33	211121 J31	022	
012	SPIRE SSW Ch09-12 . 12-		SSA.-	-	S054	12AXD-38	3				CVVUCR	33	211121 J31	032	
013	SPIRE SSW Ch09-12 . 12gnd		SSA.-	-	S054	12AXD-38	3			12 AX gnd 3-4 daisy ch to Pin 13 (A1)	CVVUCR	33	211121 J31	047	
013	SPIRE SSW Ch09-12 . SHD03		SSA.-	-	S054	12AXD-38	3			Cable S054 inner Shd daisy ch to Pin 13 (A1)	CVVUCR	33	211121 J31	047	
CH	S054 12 AXD Outer Shield									Cable S054 outer Shd con to CH (Faraday)					
-															
-															
013	SPIRE B02 GND Wire A1		SSX.-	-	S421	010B0-30				Not a wire at JFS side, routed via cable Shds	CVVUCR	33	211121 J31	047	
-															

Astrium GmbH	**Pin Allocation List** (Harness)	Doc.No.: HP-2-ASED-IC-0016
Project: HERSCHEL		Issue: 1.0 Date: 21.04.2004
		Sheet: PAL-3 (of 3)

Connector: 121220 P01 **Function:** SSW Bolom. Sign. HSJFS (C02) **Conn.-Type:** MWDM2L-25S-6C3-.630

Item: HSJFS **Location:** 76 / on SPIRE JFET small **Backshell:** 507 T 196 M 25

EMC-Category: 2C/Sig H in Cryostat

Pin	Signal Designation	Interface-Code Circuit	Signal	Pos.	Ch. ID	Wiring	Grouping: Shd	Cable	Twist	Comment	Target-Item	Location	Connector	Pin	New
CH	Outer Shields=Faraday Shds									Faraday Shds con to Backshell ECR0039 tbc					
-	Isolation									Harness Branch to be isolated					
-										No Gnd Wires in P01					
-															

Astrium GmbH	**Pin Allocation List** (Harness)	Doc.No.: HP-2-ASED-IC-0016
Project: HERSCHEL		Issue: 1.0 Date: 21.04.2004
		Sheet: PAL-1 (of 3)

Connector: 121210 P25 **Function:** PSW Bias Prime -DCU (C03) **Conn.-Type:** MWDM2L-37P-6C3-.630

Item: HSJFP **Location:** 75 / on SPIRE JFET big **Backshell:** 507 T 196 M 37

EMC-Category: 2C/Sig H in Cryostat

Pin	Signal Designation	Interface-Code Circuit	Signal	Pos.	Ch. ID	Wiring	Grouping: Shd	Cable	Twist	Comment	Target-Item	Location	Connector	Pin	New
020	SPIRE PSW_JFETV1_A . A+		SPL.-	-	S176	022BS-38	1			100 Ohm/5.0E-03 A	CVVUCR	33	211121 J26	026	
002	SPIRE PSW_JFETV1_A . A-		SPL.-	-	S176	022BS-38	1				CVVUCR	33	211121 J26	037	
001	SPIRE PSW_JFETV1_A . SHD01		SPL.-	-	S176	022BS-38	1			Cable S176 inner Shd also to Pin 10 at JFP side (A1)	CVVUCR	33	211121 J26	036	
-	Cable S176 Outer Shield									Cable S176 outer Shd con to CH (Faraday)					
-															
003	SPIRE PSW_JFETV2_A . A+		SPL.-	-	S177	022BS-38	2			100 Ohm/5.0E-03 A	CVVUCR	33	211121 J26	038	
022	SPIRE PSW_JFETV2_A . A-		SPL.-	-	S177	022BS-38	2				CVVUCR	33	211121 J26	049	
021	SPIRE PSW_JFETV2_A . SHD02		SPL.-	-	S177	022BS-38	2			Cable S177 inner Shd als con to Pin 10 at JFP side (A1)	CVVUCR	33	211121 J26	036	
-	Cable S177 outer Shield									Cable S177 outer Shd con to CH (Faraday)					
-															
023	SPIRE PSW_JFETV3_A . A+		SPL.-	-	S178	022BS-38	3			100 Ohm/5.0E-03 A	CVVUCR	33	211121 J26	048	
005	SPIRE PSW_JFETV3_A . A-		SPL.-	-	S178	022BS-38	3				CVVUCR	33	211121 J26	060	
004	SPIRE PSW_JFETV3_A . SHD03		SPL.-	-	S178	022BS-38	3			Cable S178 inner Shd also con to Pin 10 at JFP side (A1)	CVVUCR	33	211121 J26	036	
-	Cable S178 outer Shield									Cable S178 outer Shd con to CH (Faraday)					
-															
006	SPIRE PSW_JFETV4_A . A+		SPL.-	-	S179	022BS-38	4			100 Ohm/5.0E-03 A	CVVUCR	33	211121 J26	059	
025	SPIRE PSW_JFETV4_A . A-		SPL.-	-	S179	022BS-38	4				CVVUCR	33	211121 J26	071	
024	SPIRE PSW_JFETV4_A . SHD04		SPL.-	-	S179	022BS-38	4			Cable S179 inner Shd also con to Pin 10 at JFP side (A1)	CVVUCR	33	211121 J26	036	
-	Cable S179 outer Shield									Cable S179 outer Shd con to CH (Faraday)					
-															
026	SPIRE PSW_JFETV5_A . A+		SPL.-	-	S180	022BS-38	5			100 Ohm/5.0E-03 A	CVVUCR	33	211121 J26	050	
008	SPIRE PSW_JFETV5_A . A-		SPL.-	-	S180	022BS-38	5				CVVUCR	33	211121 J26	061	
007	SPIRE PSW_JFETV5_A . SHD05		SPL.-	-	S180	022BS-38	5			Cable S180 inner Shd con to Pin 10 at JFP side (A1)	CVVUCR	33	211121 J26	036	
-	Cable S180 outer Shield									Cable S180 outer Shd con to CH (Faraday)					
-															
009	SPIRE PSW_JFETV6_A . A+		SPL.-	-	S181	022BS-38	6			100 Ohm/5.0E-03 A	CVVUCR	33	211121 J26	062	
028	SPIRE PSW_JFETV6_A . A-		SPL.-	-	S181	022BS-38	6				CVVUCR	33	211121 J26	051	
027	SPIRE PSW_JFETV6_A . SHD06		SPL.-	-	S181	022BS-38	6			Cable S181 inner Shd con to Pin 10 at JFP side (A1)	CVVUCR	33	211121 J26	036	

Astrium GmbH	**Pin Allocation List** (Harness)	Doc.No.: HP-2-ASED-IC-0016
Project: HERSCHEL		Issue: 1.0 Date: 21.04.2004
		Sheet: PAL-2 (of 3)

Connector: 121210 P25 **Function:** PSW Bias Prime -DCU (C03) **Conn.-Type:** MWDM2L-37P-6C3-.630

Item: HSJFP **Location:** 75 / on SPIRE JFET big **Backshell:** 507 T 196 M 37

EMC-Category: 2C/Sig H in Cryostat

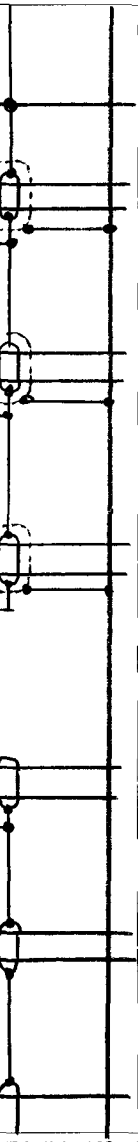

Pin	Signal Designation	Interface-Code Circuit	Signal	Pos.	Ch. ID	Wiring	Grouping: Shd	Cable	Twist	Comment	Target-Item	Location	Connector	Pin	New
-	*Cable S181 outer Shield*									*Cable S181 outer Shd con to CH (Faraday)*					
-															
010	SPIRE PSW_JFETV GND A1		SPX.-	-	S431	010B0-30				GND wire A1 con to cable 176-185Shd at JFP side	CVVUCR	33	211121 J26	036	
-															
011	SPIRE PSW_Bias1/2_A . A+		SPK.-	-	S183	022BS-38	7			200 Ohm/3.8E-07 A	CVVUCR	33	211121 J26	063	
029	SPIRE PSW_Bias1/2_A . A-		SPK.-	-	S183	022BS-38	7				CVVUCR	33	211121 J26	075	
030	SPIRE PSW_Bias1/2_A . SHD07		SPK.-	-	S183	022BS-38	7			Cable S183 inner Shd also con to Pin 10 at JFP side (A1)	CVVUCR	33	211121 J26	036	
-	Cable S183 outer Shield									Cable S183 outer Shd con to CH					
-															
031	SPIRE PSW_Bias3/4_A . A+		SPK.-	-	S184	022BS-38	8			200 Ohm/3.8E-07 A	CVVUCR	33	211121 J26	074	
012	SPIRE PSW_Bias3/4_A . A-		SPK.-	-	S184	022BS-38	8				CVVUCR	33	211121 J26	073	
013	SPIRE PSW_Bias3/4_A . SHD08		SPK.-	-	S184	022BS-38	8			Cable S184 inner Shd also con to Pin 10 at JFP side (A1)	CVVUCR	33	211121 J26	036	
-	Cable S184 outer Shield									Cable S184 outer Shd con to CH (Faraday)					
-															
014	SPIRE PSW_Bias5/6_A . A+		SPK.-	-	S185	022BS-38	9			200 Ohm/3.8E-07 A	CVVUCR	33	211121 J26	083	
032	SPIRE PSW_Bias5/6_A . A-		SPK.-	-	S185	022BS-38	9				CVVUCR	33	211121 J26	072	
033	SPIRE PSW_Bias5/6_A . SHD09		SPK.-	-	S185	022BS-38	9			Cable S185 inner Shd also con to Pin 10 at JFP side (A1)	CVVUCR	33	211121 J26	036	
-	Cable S185 outer Shield									Cable S185 outer Shd con to CH (Faraday)					
-															
-															
034	SPIRE PSW_Heater_A1 . A1+		SPM.-	-	S186	021SS-38	10			200 Ohm/3.8E-03 A	CVVUCR	33	211121 J26	095	
015	SPIRE PSW_Heater_A1 . A1-		SPM.-	-	S186	021SS-38	10				CVVUCR	33	211121 J26	084	
016	SPIRE PSW_Heater_A1 . SHD10		SPM.-	-	S186	021SS-38	10			Cable 186 Shd routed as GND wire B1, con to Shd 187,188 at JFP side	CVVUCR	33	211121 J26	105	
-															
017	SPIRE PSW_Heater_A2 . A2+		SPM.-	-	S187	021SS-38	11			200 Ohm/3.8E-03 A	CVVUCR	33	211121 J26	096	
035	SPIRE PSW_Heater_A2 . A2-		SPM.-	-	S187	021SS-38	11				CVVUCR	33	211121 J26	085	
036	SPIRE PSW_Heater_A2 . SHD11		SPM.-	-	S187	021SS-38	11			Cable 187 Shd routed as GND wire B1, con to Shd 186, 188 at JFP side	CVVUCR	33	211121 J26	105	
-															
037	SPIRE PSW_Heater_A3 . A3+		SPM.-	-	S188	021SS-38	12			200 Ohm/3.8E-03 A	CVVUCR	33	211121 J26	106	

Astrium GmbH	**Pin Allocation List** (Harness)	Doc.No.: HP-2-ASED-IC-0016
Project: HERSCHEL		Issue: 1.0 Date: 21.04.2004
		Sheet: PAL-3 (of 3)

Connector: 121210 P25 **Function:** PSW Bias Prime -DCU (C03) **Conn.-Type:** MWDM2L-37P-6C3-.630

Item: HSJFP **Location:** 75 / on SPIRE JFET big **Backshell:** 507 T 196 M 37

EMC-Category: 2C/Sig H in Cryostat

Pin	Signal Designation	Interface-Code Circuit	Signal	Pos.	Ch. ID	Wiring	Grouping: Shd	Cable	Twist	Comment	Target-Item	Location	Connector	Pin	New
018	SPIRE PSW_Heater_A3 . A3-		SPM.-	-	S188	021SS-38	12				CVVUCR	33	211121 J26	107	
036	SPIRE PSW_Heater_A3 . SHD12		SPM.-	-	S188	021SS-38	12			Cable 188 Shd con to Shd 186, 187 at JFP side (not con to pin!)	CVVUCR	33	211121 J26	105	
-															
036	SPIRE PSW_HTR GND B1		SPX.-	-	S432	010B0-30				Not a wire at JFS side, routed via Cable SHDs to CVV FThs	CVVUCR	33	211121 J26	105	
-															
CH	Outer Shields=Farady Shds									Faraday Shds con to Backshell ECR0039 tbc					
-	*Isolation*									Farady Shd insulated from S/C structure					
-															

Astrium GmbH	**Pin Allocation List** (Harness)	Doc.No.: HP-2-ASED-IC-0016
Project: HERSCHEL		Issue: 1.0 Date: 21.04.2004
		Sheet: PAL-1 (of 3)

Connector: 121210 P27 **Function:** PMW/PLW Bias Prime -DCU (C03) **Conn.-Type:** MWDM2L-37P-6C3-.630

Item: HSJFP **Location:** 75 / on SPIRE JFET big **Backshell:** 507 T 196 M 37

EMC-Category: 2C/Sig H in Cryostat

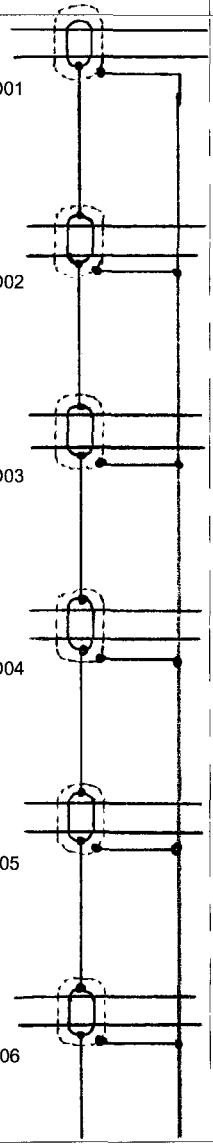

Pin	Signal Designation	Interface-Code Circuit	Signal	Pos.	Ch. ID	Wiring	Grouping: Shd	Cable	Twist	Comment	Target-Item	Location	Connector	Pin	New
020	SPIRE PMW_JFETV1_A . A+		SPH.-	-	S190	022BS-38	1			100 Ohm/5.0E-03 A	CVVUCR	33	211121 J26	086	
002	SPIRE PMW_JFETV1_A . A-		SPH.-	-	S190	022BS-38	1				CVVUCR	33	211121 J26	087	
001	SPIRE PMW_JFETV1_A . SHD01		SPH.-	-	S190	022BS-38	1			Cable S190 inner Shd also con to Pin 28 at JFP side (A2)	CVVUCR	33	211121 J26	064	
-	Cable S190 outer Shield									Cable S190 outer Shd con to CH (Faraday)					
-															
003	SPIRE PMW_JFETV2_A . A+		SPH.-	-	S191	022BS-38	2			100 Ohm/5.0E-03 A	CVVUCR	33	211121 J26	097	
022	SPIRE PMW_JFETV2_A . A-		SPH.-	-	S191	022BS-38	2				CVVUCR	33	211121 J26	098	
021	SPIRE PMW_JFETV2_A . SHD02		SPH.-	-	S191	022BS-38	2			Cable S191 inner Shd also con to Pin 28 at JFP side (A2)	CVVUCR	33	211121 J26	064	
-	Cable S191 outer Shield									Cable S191 outer Shd con to CH (Faraday)					
-															
023	SPIRE PMW_JFETV3_A . A+		SPH.-	-	S192	022BS-38	3			100 Ohm/5.0E-03 A	CVVUCR	33	211121 J26	108	
005	SPIRE PMW_JFETV3_A . A-		SPH.-	-	S192	022BS-38	3				CVVUCR	33	211121 J26	109	
004	SPIRE PMW_JFETV3_A . SHD03		SPH.-	-	S192	022BS-38	3			Cable S192 inner Shd also con to Pin 28 at JFP side (A2)	CVVUCR	33	211121 J26	064	
-	Cable S192 outer Shield									Cable S192 outer Shd con to CH (Faraday)					
-															
006	SPIRE PMW_JFETV4_A . A+		SPH.-	-	S193	022BS-38	4			100 Ohm/5.0E-03 A	CVVUCR	33	211121 J26	116	
025	SPIRE PMW_JFETV4_A . A-		SPH.-	-	S193	022BS-38	4				CVVUCR	33	211121 J26	117	
024	SPIRE PMW_JFETV4_A . SHD04		SPH.-	-	S193	022BS-38	4			Cable S193 inner Shd also con to Pin 28 at JFP side (A2)	CVVUCR	33	211121 J26	064	
-	Cable S193 outer Shield									Cable S193 outer Shd con to CH (Faraday)					
-															
026	SPIRE PMW_Bias1/2_A . A+		SPG.-	-	S194	022BS-38	5			200 Ohm/3.8E-07 A	CVVUCR	33	211121 J26	076	
008	SPIRE PMW_Bias1/2_A . A-		SPG.-	-	S194	022BS-38	5				CVVUCR	33	211121 J26	077	
007	SPIRE PMW_Bias1/2_A . SHD05		SPG.-	-	S194	022BS-38	5			Cable S194 inner Shd also con to Pin 28 at JFP side (A2)	CVVUCR	33	211121 J26	064	
-	Cable S194 outer Shield									Cable S194 outer Shd con to CH (Faraday)					
-															
027	SPIRE PMW_Bias3/4_A . A+		SPG.-	-	S195	022BS-38	6			200 Ohm/3.8E-07 A	CVVUCR	33	211121 J26	088	
009	SPIRE PMW_Bias3/4_A . A-		SPG.-	-	S195	022BS-38	6				CVVUCR	33	211121 J26	089	
028	SPIRE PMW_Bias3/4_A . SHD06		SPG.-	-	S195	022BS-38	6			Cable S195 inner Shd also con to Pin 28 at JFP side (A2)	CVVUCR	33	211121 J26	064	

Astrium GmbH	**Pin Allocation List** (Harness)	Doc.No.: HP-2-ASED-IC-0016
Project: HERSCHEL		Issue: 1.0 Date: 21.04.2004
		Sheet: PAL-2 (of 3)

Connector: 121210 P27 **Function:** PMW/PLW Bias Prime -DCU (C03) **Conn.-Type:** MWDM2L-37P-6C3-.630

Item: HSJFP **Location:** 75 / on SPIRE JFET big **Backshell:** 507 T 196 M 37

EMC-Category: 2C/Sig H in Cryostat

Pin	Signal Designation	Interface-Code Circuit	Signal	Pos.	Ch. ID	Wiring	Grouping: Shd	Cable	Twist	Comment	Target-Item	Location	Connector	Pin	New
-	Cable S195 outer Shield									Cable S195 outer Shd con to CH (Faraday)					
-															
028	SPIRE PMW_ GND A2		SPX.-	-	S435	010B0-30				PMW Gnd A2 con to Cable 190 - 195 Shd	CVVUCR	33	211121 J26	064	
-															
029	SPIRE PMW_Heater_A1 . A1+		SPJ.-	-	S197	021SS-38	7			200 Ohm/3.8E-03 A	CVVUCR	33	211121 J26	103	
010	SPIRE PMW_Heater_A1 . A1-		SPJ.-	-	S197	021SS-38	7				CVVUCR	33	211121 J26	113	
011	SPIRE PMW_Heater_A1 . SHD07		SPJ.-	-	S197	021SS-38	7			Cable 197 Shd route as GND wire B2, con to 198,199 Shd at JFP side	CVVUCR	33	211121 J26	114	
-															
012	SPIRE PMW_Heater_A2 . A2+		SPJ.-	-	S198	021SS-38	8			200 Ohm/3.8E-03 A	CVVUCR	33	211121 J26	102	
030	SPIRE PMW_Heater_A2 . A2-		SPJ.-	-	S198	021SS-38	8				CVVUCR	33	211121 J26	101	
011	SPIRE PMW_Heater_A2 . SHD08		SPJ.-	-	S198	021SS-38	8			Cable 198 Shd con to 197,199Shd (not con to pin!)	CVVUCR	33	211121 J26	114	
-															
013	SPIRE PLW_Heater_A . A+		SPF.-	-	S199	021SS-38	9			200 Ohm/3.8E-03 A	CVVUCR	33	211121 J26	092	
031	SPIRE PLW_Heater_A . A-		SPF.-	-	S199	021SS-38	9				CVVUCR	33	211121 J26	104	
011	SPIRE PLW_Heater_A . SHD09		SPF.-	-	S199	021SS-38	9			Cable 99 Shd con to 197,199Shd (not con to pin!)	CVVUCR	33	211121 J26	093	
-															
011	SPIRE HTR GND B2		SPX.-	-	S436	010B0-30				Not a wire at JFS Side, routed via Cable SHDs	CVVUCR	33	211121 J26	114	
-															
014	SPIRE PLW_JFETV1_A . A+		SPE.-	-	S200	022BS-38	10			100 Ohm/5.0E-03 A	CVVUCR	33	211121 J26	99	
032	SPIRE PLW_JFETV1_A . A-		SPE.-	-	S200	022BS-38	10				CVVUCR	33	211121 J26	100	
033	SPIRE PLW_JFETV1_A . SHD10		SPE.-	-	S200	022BS-38	10			Cable S200 inner Shd also con to Pin 19 at JFP side (C2)	CVVUCR	33	211121 J26	128	
-	Cable S200 outer Shield									Cable S200 outer Shd con to CH (Faraday)					
-															
034	SPIRE PLW_JFETV2_A . A+		SPE.-	-	S201	022BS-38	11			100 Ohm/5.0E-03 A	CVVUCR	33	211121 J26	110	
015	SPIRE PLW_JFETV2_A . A-		SPE.-	-	S201	022BS-38	11				CVVUCR	33	211121 J26	111	
016	SPIRE PLW_JFETV2_A . SHD11		SPE.-	-	S201	022BS-38	11			Cable S201 inner Shd also con to Pin 19 at JFP side (C2)	CVVUCR	33	211121 J26	128	
-	Cable S201 outer Shield									Cable S201 outer Shd con to CH (Faraday)					
-															
017	SPIRE PLW_Bias1_A . A+		SPD.-	-	S202	022BS-38	12			200 Ohm/1.9E-07 A	CVVUCR	33	211121 J26	118	

Filter: [SICode] LIKE '121210*' And [SCon] LIKE 'P27*' And [ConWired] = -1

Astrium GmbH	**Pin Allocation List** (Harness)	Doc.No.: HP-2-ASED-IC-0016
Project: HERSCHEL		Issue: 1.0 Date: 21.04.2004
		Sheet: PAL-3 (of 3)

Connector: 121210 P27 **Function:** PMW/PLW Bias Prime -DCU (C03) **Conn.-Type:** MWDM2L-37P-6C3-.630

Item: HSJFP **Location:** 75 / on SPIRE JFET big **Backshell:** 507 T 196 M 37

EMC-Category: 2C/Sig H in Cryostat

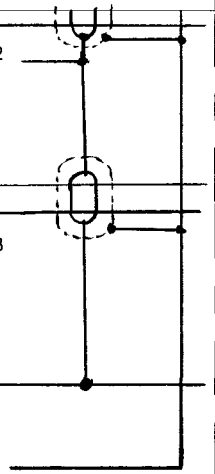

Pin	Signal Designation	Interface-Code Circuit	Signal	Pos.	Ch. ID	Wiring	Grouping: Shd	Cable	Twist	Comment	Target-Item	Location	Connector	Pin	New
035	SPIRE PLW_Bias1_A . A-		SPD.-	-	S202	022BS-38	12				CVVUCR	33	211121 J26	119	
036	SPIRE PLW_Bias1_A . SHD12		SPD.-	-	S202	022BS-38	12			Cable S202 inner Shd also con to Oin 19 at JFP side (C2)	CVVUCR	33	211121 J26	128	
-	Cable S202 outer Shield									Cable S202 outer Shd con to CH (Faraday)					
-															
037	SPIRE PLW_Bias2_A . A+		SPD.-	-	S203	022BS-38	13			200 Ohm/1.9E-07 A	CVVUCR	33	211121 J26	112	
018	SPIRE PLW_Bias2_A . A-		SPD.-	-	S203	022BS-38	13				CVVUCR	33	211121 J26	120	
019	SPIRE PLW_Bias2_A . SHD13		SPD.-	-	S203	022BS-38	13			Cable S203 inner Shd also con to Pin 19 at JFP side (C2)	CVVUCR	33	211121 J26	128	
-	Cable S203 outer Shield									Cable S203 outer Shd con to CH (Faraday)					
-															
019	SPIRE PLW GND C2		SPX.-	-	S437	010B0-30				PLW GND Wire C2 con to cable 200 - 203 Shd	CVVUCR	33	211121 J26	128	
-															
CH	Outer Shields=Faraday Shds									Faraday Shd con to Backshell					
-	Isolation									Faraday Shd insulated from S/C structure					
-															

Astrium GmbH	**Pin Allocation List** (Harness)	Doc.No.: HP-2-ASED-IC-0016
Project: HERSCHEL		Issue: 1.0 Date: 21.04.2004
		Sheet: PAL-1 (of 3)

Connector: 121210 P26 **Function:** PSW Bias Red -DCU (C03) **Conn.-Type:** MWDM2L-37P-6C3-.630

Item: HSJFP **Location:** 75 / on SPIRE JFET big **Backshell:** 507 T 196 M 37

EMC-Category: 2C/Sig H in Cryostat

Pin	Signal Designation	Interface-Code Circuit	Signal	Pos.	Ch. ID	Wiring	Grouping: Shd	Cable	Twist	Comment	Target-Item	Location	Connector	Pin	New
020	SPIRE PSW_JFETV1_B . B+		SPL.-	-	S205	022BS-38	1			100 Ohm/5.0E-03 A	CVVUCR	33	211121 J26	042	
002	SPIRE PSW_JFETV1_B . B-		SPL.-	-	S205	022BS-38	1				CVVUCR	33	211121 J26	054	
001	SPIRE PSW_JFETV1_B . SHD01		SPL.-	-	S205	022BS-38	1			Cable S205 inner Shd also con to Pin 10 at JFP side (A3)	CVVUCR	33	211121 J26	001	
-	Cable S205 outer Shield									Cable S205 outer Shd con to CH (Faraday)					
-															
003	SPIRE PSW_JFETV2_B . B+		SPL.-	-	S206	022BS-38	2			100 Ohm/5.0E-03 A	CVVUCR	33	211121 J26	053	
022	SPIRE PSW_JFETV2_B . B-		SPL.-	-	S206	022BS-38	2				CVVUCR	33	211121 J26	052	
021	SPIRE PSW_JFETV2_B . SHD02		SPL.-	-	S206	022BS-38	2			Cable S206 inner Shd also con to Pin 10 at JFP side (A3)	CVVUCR	33	211121 J26	001	
-	Cable S206 outer Shield									Cable S206 outer Shd con to CH (Faraday)					
-															
023	SPIRE PSW_JFETV3_B . B+		SPL.-	-	S207	022BS-38	3			100 Ohm/5.0E-03 A	CVVUCR	33	211121 J26	041	
005	SPIRE PSW_JFETV3_B . B-		SPL.-	-	S207	022BS-38	3				CVVUCR	33	211121 J26	030	
004	SPIRE PSW_JFETV3_B . SHD03		SPL.-	-	S207	022BS-38	3			Cable S207 inner Shd also con to Pin 10 at JFP side (A3)	CVVUCR	33	211121 J26	001	
-	Cable S207 outer Shield									Cable S207 outer Shd con to CH (Faraday)					
-															
006	SPIRE PSW_JFETV4_B . B+		SPL.-	-	S208	022BS-38	4			100 Ohm/5.0E-03 A	CVVUCR	33	211121 J26	010	
025	SPIRE PSW_JFETV4_B . B-		SPL.-	-	S208	022BS-38	4				CVVUCR	33	211121 J26	011	
024	SPIRE PSW_JFETV4_B . SHD04		SPL.-	-	S208	022BS-38	4			Cable S208 inner Shd also con to Pin 10 at JFP side (A3)	CVVUCR	33	211121 J26	001	
-	Cable S208 outer Shield									Cable S208 outer Shd con to CH (Faraday)					
-															
026	SPIRE PSW_JFETV5_B . B+		SPL.-	-	S209	022BS-38	5			100 Ohm/5.0E-03 A	CVVUCR	33	211121 J26	019	
008	SPIRE PSW_JFETV5_B . B-		SPL.-	-	S209	022BS-38	5				CVVUCR	33	211121 J26	029	
007	SPIRE PSW_JFETV5_B . SHD05		SPL.-	-	S209	022BS-38	5			Cable S209 inner Shd also con to Pin 10 at JFP side (A3)	CVVUCR	33	211121 J26	001	
-	Cable S209 outer Shield									Cable S209 outer Shd con to CH (Faraday)					
-															
009	SPIRE PSW_JFETV6_B . B+		SPL.-	-	S210	022BS-38	6			100 Ohm/5.0E-03 A	CVVUCR	33	211121 J26	016	
028	SPIRE PSW_JFETV6_B . B-		SPL.-	-	S210	022BS-38	6				CVVUCR	33	211121 J26	027	
027	SPIRE PSW_JFETV6_B . SHD06		SPL.-	-	S210	022BS-38	6			Cable S210 inner Shd also con to Pin 10 at JFP side (A3)	CVVUCR	33	211121 J26	001	

Astrium GmbH	**Pin Allocation List** (Harness)	Doc.No.: HP-2-ASED-IC-0016
Project: HERSCHEL		Issue: 1.0 Date: 21.04.2004
		Sheet: PAL-2 (of 3)

Connector: 121210 P26 **Function:** PSW Bias Red -DCU (C03) **Conn.-Type:** MWDM2L-37P-6C3-.630

Item: HSJFP **Location:** 75 / on SPIRE JFET big **Backshell:** 507 T 196 M 37

EMC-Category: 2C/Sig H in Cryostat

Pin	Signal Designation	Interface-Code Circuit	Signal	Pos.	Ch. ID	Wiring	Grouping: Shd	Cable	Twist	Comment	Target-Item	Location	Connector	Pin	New
-	Cable S210 outer Shield									Cable S210 outer Shd con to CH (Faraday)					
-															
010	SPIRE PSW_JFETV GND A3		SPX.-	-	S433	010B0-30				GND wire A3 con to cable 205-214Shd at JFP side	CVVUCR	33	211121 J26	001	
-															
011	SPIRE PSW_Bias1/2_B . B+		SPK.-	-	S212	022BS-38	7			200 Ohm/3.8E-07 A	CVVUCR	33	211121 J26	040	
029	SPIRE PSW_Bias1/2_B . B-		SPK.-	-	S212	022BS-38	7				CVVUCR	33	211121 J26	039	
030	SPIRE PSW_Bias1/2_B . SHD07		SPK.-	-	S212	022BS-38	7			Cable S212 inner Shd also con Pin 10 at JFP side (A3)	CVVUCR	33	211121 J26	001	
-	Cable S212 outer Shield									Cable S212 outer Shd con to CH (Faraday)					
-															
031	SPIRE PSW_Bias3/4_B . B+		SPK.-	-	S213	022BS-38	8			200 Ohm/3.8E-07 A	CVVUCR	33	211121 J26	018	
012	SPIRE PSW_Bias3/4_B . B-		SPK.-	-	S213	022BS-38	8				CVVUCR	33	211121 J26	028	
013	SPIRE PSW_Bias3/4_B . SHD08		SPK.-	-	S213	022BS-38	8			Cable S213 inner Shd also con to Pin 10 at JFP side (A3)	CVVUCR	33	211121 J26	001	
-	Cable S213 outer Shield									Cable S213 outer Shd con to CH (Faraday)					
-															
014	SPIRE PSW_Bias5/6_B . B+		SPK.-	-	S214	022BS-38	9			200 Ohm/3.8E-07 A	CVVUCR	33	211121 J26	009	
032	SPIRE PSW_Bias5/6_B . B-		SPK.-	-	S214	022BS-38	9				CVVUCR	33	211121 J26	017	
033	SPIRE PSW_Bias5/6_B . SHD09		SPK.-	-	S214	022BS-38	9			Cable S214 inner Shd also con to Pin 10 at JFP side (A3)	CVVUCR	33	211121 J26	001	
-	Cable S214 outer Shield									Cable S214 outer Shd con to CH (Faraday)					
-															
-															
034	SPIRE PSW_Heater_B1 . B1+		SPM.-	-	S215	021SS-38	10			200 Ohm/3.8E-03 A	CVVUCR	33	211121 J26	013	
015	SPIRE PSW_Heater_B1 . B1-		SPM.-	-	S215	021SS-38	10				CVVUCR	33	211121 J26	012	
016	SPIRE PSW_Heater_B1 . SHD10		SPM.-	-	S215	021SS-38	10			Cable 215 Shd routed as GND wire B2, con to Shd 216, 217 at JFP side	CVVUCR	33	211121 J26	005	
-															
017	SPIRE PSW_Heater_B2 . B2+		SPM.-	-	S216	021SS-38	11			200 Ohm/3.8E-03 A	CVVUCR	33	211121 J26	021	
035	SPIRE PSW_Heater_B2 . B2-		SPM.-	-	S216	021SS-38	11				CVVUCR	33	211121 J26	020	
036	SPIRE PSW_Heater_B2 . SHD11		SPM.-	-	S216	021SS-38	11			Cable 216 Shd routed as GND wire B2, con to SHD 215,217 at JFP side	CVVUCR	33	211121 J26	005	
-															

Astrium GmbH	Pin Allocation List (Harness)	Doc.No.: HP-2-ASED-IC-0016
Project: HERSCHEL		Issue: 1.0 Date: 21.04.2004
		Sheet: PAL-3 (of 3)

Connector: 121210 P26 **Function:** PSW Bias Red -DCU (C03) **Conn.-Type:** MWDM2L-37P-6C3-.630

Item: HSJFP **Location:** 75 / on SPIRE JFET big **Backshell:** 507 T 196 M 37

EMC-Category: 2C/Sig H in Cryostat

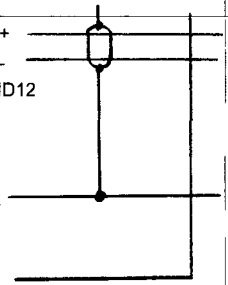

Pin	Signal Designation	Interface-Code Circuit	Signal	Pos.	Ch. ID	Wiring	Grouping: Shd	Cable	Twist	Comment	Target-Item	Location	Connector	Pin	New
037	SPIRE PSW_Heater_B3 . B3+		SPM.-	-	S217	021SS-38	12			200 Ohm/3.8E-03 A	CVVUCR	33	211121 J26	031	
018	SPIRE PSW_Heater_B3 . B3-		SPM.-	-	S217	021SS-38	12				CVVUCR	33	211121 J26	043	
036	SPIRE PSW_Heater_B3 . SHD12		SPM.-	-	S217	021SS-38	12			Cable 217 Shd con to Shd 215,216 at JFP side (not con to pin!)	CVVUCR	33	211121 J26	005	
-															
036	SPIRE PSW_HTR GND B3		SPX.-	-	S434	010B0-30				Not a wire at JFS side, routed via Cable SHDs	CVVUCR	33	211121 J26	005	
-															
CH	Outer Shields=Farrady Shds									Faraday Shd con to Backshell ECR0039tbc					
-	Isolation									Farady Shd insulated from S/C structure					
-															

Astrium GmbH	**Pin Allocation List** (Harness)	Doc.No.: HP-2-ASED-IC-0016
Project: HERSCHEL		Issue: 1.0 Date: 21.04.2004
		Sheet: PAL-1 (of 3)

Connector: 121210 P28 **Function:** PMW/PLW Bias Red -DCU (C03) **Conn.-Type:** MWDM2L-37P-6C3-.630

Item: HSJFP **Location:** 75 / on SPIRE JFET big **Backshell:** 507 T 196 M 37

EMC-Category: 2C/Sig H in Cryostat

Pin	Signal Designation	Interface-Code Circuit	Signal	Pos.	Ch. ID	Wiring	Grouping: Shd	Cable	Twist	Comment	Target-Item	Location	Connector	Pin	New
020	SPIRE PMW_JFETV1_B . B+		SPH.-	-	S219	022BS-38	1			100 Ohm/5.0E-03 A	CVVUCR	33	211121 J26	007	
002	SPIRE PMW_JFETV1_B . B-		SPH.-	-	S219	022BS-38	1				CVVUCR	33	211121 J26	014	
001	SPIRE PMW_JFETV1_B . SHD01		SPH.-	-	S219	022BS-38	1			Cable S219 inner Shd also con to Pin 28 at JFP side (A4)	CVVUCR	33	211121 J26	006	
-	Cable S219 outer Shield									Cable S219 outer Shd con to CH (Faraday)					
-															
003	SPIRE PMW_JFETV2_B . B+		SPH.-	-	S220	022BS-38	2			100 Ohm/5.0E-03 A	CVVUCR	33	211121 J26	024	
022	SPIRE PMW_JFETV2_B . B-		SPH.-	-	S220	022BS-38	2				CVVUCR	33	211121 J26	035	
021	SPIRE PMW_JFETV2_B . SHD02		SPH.-	-	S220	022BS-38	2			Cable S220 inner Shd also con to Pin 28 at JFP side (A4)	CVVUCR	33	211121 J26	006	
-	Cable S220 outer Shield									Cable S220 outer Shd con to CH (Faraday)					
-															
023	SPIRE PMW_JFETV3_B . B+		SPH.-	-	S221	022BS-38	3			100 Ohm/5.0E-03 A	CVVUCR	33	211121 J26	023	
005	SPIRE PMW_JFETV3_B . B-		SPH.-	-	S221	022BS-38	3				CVVUCR	33	211121 J26	034	
004	SPIRE PMW_JFETV3_B . SHD03		SPH.-	-	S221	022BS-38	3			Cable S221 inner Shd also con to Pin 28 at JFP side (A4)	CVVUCR	33	211121 J26	006	
-	Cable S221 outer Shield									Cable S221 outer Shd con to CH (Faraday)					
-															
006	SPIRE PMW_JFETV4_B . B+		SPH.-	-	S222	022BS-38	4			100 Ohm/5.0E-03 A	CVVUCR	33	211121 J26	033	
025	SPIRE PMW_JFETV4_B . B-		SPH.-	-	S222	022BS-38	4				CVVUCR	33	211121 J26	045	
024	SPIRE PMW_JFETV4_B . SHD04		SPH.-	-	S222	022BS-38	4			Cable S222 inner Shd also con to Pin 28 at JFP side (A4)	CVVUCR	33	211121 J26	006	
-	Cable S222 outer Shield									Cable S222 outer Shd con to CH (Faraday)					
-															
026	SPIRE PMW_Bias1/2_B . B+		SPG.-	-	S223	022BS-38	5			200 Ohm/3.8E-07 A	CVVUCR	33	211121 J26	044	
008	SPIRE PMW_Bias1/2_B . B-		SPG.-	-	S223	022BS-38	5				CVVUCR	33	211121 J26	056	
007	SPIRE PMW_Bias1/2_B . SHD05		SPG.-	-	S223	022BS-38	5			Cable S223 inner Shd also con to Pin 28 at JFP side (A4)	CVVUCR	33	211121 J26	006	
-	Cable S223 outer Shield									Cable S223 outer Shd con to CH (Faraday)					
-															
027	SPIRE PMW_Bias3/4_B . B+		SPG.-	-	S224	022BS-38	6			200 Ohm/3.8E-07 A	CVVUCR	33	211121 J26	022	
009	SPIRE PMW_Bias3/4_B . B-		SPG.-	-	S224	022BS-38	6				CVVUCR	33	211121 J26	032	
028	SPIRE PMW_Bias3/4_B . SHD06		SPG.-	-	S224	022BS-38	6			Cable S224 inner Shd also con to Pin 28 at JFP side (A4)	CVVUCR	33	211121 J26	006	

Astrium GmbH	**Pin Allocation List** (Harness)	Doc.No.: HP-2-ASED-IC-0016
Project: HERSCHEL		Issue: 1.0 Date: 21.04.2004
		Sheet: PAL-2 (of 3)

Connector: 121210 P28 **Function:** PMW/PLW Bias Red -DCU (C03) **Conn.-Type:** MWDM2L-37P-6C3-.630

Item: HSJFP **Location:** 75 / on SPIRE JFET big **Backshell:** 507 T 196 M 37

EMC-Category: 2C/Sig H in Cryostat

Pin	Signal Designation	Interface-Code Circuit	Signal	Pos.	Ch. ID	Wiring	Grouping: Shd	Cable	Twist	Comment	Target-Item	Location	Connector	Pin	New
-	Cable S224 outer Shield									Cable S224 outer Shd con to CH (Faraday)					
-															
028	SPIRE PMW_ GND A4		SPX.-	-	S438	010B0-30				PMW Gnd A4 con to Cable 219 - 224 Shd	CVVUCR	33	211121 J26	006	
-															
029	SPIRE PMW_Heater_B1 . B1+		SPJ.-	-	S226	021SS-38	7			200 Ohm/3.8E-03 A	CVVUCR	33	211121 J26	055	
010	SPIRE PMW_Heater_B1 . B1-		SPJ.-	-	S226	021SS-38	7				CVVUCR	33	211121 J26	066	
011	SPIRE PMW_Heater_B1 . SHD07		SPJ.-	-	S226	021SS-38	7			Cable 226Shd routed as GND wire B4,con to 227,228 Shd at JFP side	CVVUCR	33	211121 J26	065	
-															
-															
012	SPIRE PMW_Heater_B2 . B2+		SPJ.-	-	S227	021SS-38	8			200 Ohm/3.8E-03 A	CVVUCR	33	211121 J26	067	
030	SPIRE PMW_Heater_B2 . B2-		SPJ.-	-	S227	021SS-38	8				CVVUCR	33	211121 J26	078	
011	SPIRE PMW_Heater_B2 . SHD08		SPJ.-	-	S227	021SS-38	8			Cable 227Shd con to 226,228 Shd (not to pin!)	CVVUCR	33	211121 J26	065	
-															
-															
013	SPIRE PLW_Heater_B . B+		SPF.-	-	S228	021SS-38	9			200 Ohm/3.8E-03 A	CVVUCR	33	211121 J26	090	
031	SPIRE PLW_Heater_B . B-		SPF.-	-	S228	021SS-38	9				CVVUCR	33	211121 J26	079	
011	SPIRE PLW_Heater_B . SHD09		SPF.-	-	S228	021SS-38	9			Cable 228Shd con to 226,227 Shd (not to pin!)	CVVUCR	33	211121 J26	065	
-															
-															
011	SPIRE HTR_ GND B4		SPX.-	-	S439	010B0-30				Not a wire at JFS, routed via Cable SHDs	CVVUCR	33	211121 J26	065	
-															
014	SPIRE PLW_JFETV1_B . B+		SPE.-	-	S229	022BS-38	10			100 Ohm/5.0E-03 A	CVVUCR	33	211121 J26	070	
032	SPIRE PLW_JFETV1_B . B-		SPE.-	-	S229	022BS-38	10				CVVUCR	33	211121 J26	081	
033	SPIRE PLW_JFETV1_B . SHD10		SPE.-	-	S229	022BS-38	10			Cable S229 inner Shd also con to Pin 19 at JFP side (C4)	CVVUCR	33	211121 J26	091	
-	Cable S229 outer Shield									Cable S229 outer Shd con to CH (Faraday)					
-															
034	SPIRE PLW_JFETV2_B . B+		SPE.-	-	S230	022BS-38	11			100 Ohm/5.0E-03 A	CVVUCR	33	211121 J26	069	
015	SPIRE PLW_JFETV2_B . B-		SPE.-	-	S230	022BS-38	11				CVVUCR	33	211121 J26	080	
016	SPIRE PLW_JFETV2_B . SHD11		SPE.-	-	S230	022BS-38	11			Cable S230 inner Shd also con to Pin 19 at JFP side (C4)	CVVUCR	33	211121 J26	091	

Astrium GmbH	Pin Allocation List (Harness)	Doc.No.: HP-2-ASED-IC-0016
Project: HERSCHEL		Issue: 1.0 Date: 21.04.2004
		Sheet: PAL-3 (of 3)

Connector: 121210 P28 **Function:** PMW/PLW Bias Red -DCU (C03) **Conn.-Type:** MWDM2L-37P-6C3-.630

Item: HSJFP **Location:** 75 / on SPIRE JFET big **Backshell:** 507 T 196 M 37

EMC-Category: 2C/Sig H in Cryostat

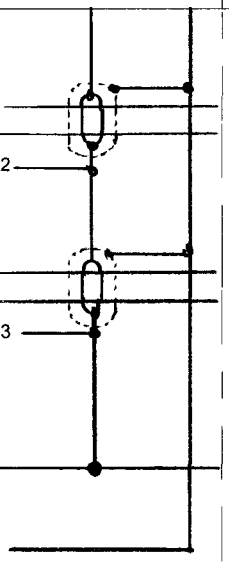

Pin	Signal Designation	Interface-Code Circuit	Signal	Pos.	Ch. ID	Wiring	Grouping: Shd	Cable	Twist	Comment	Target-Item	Location	Connector	Pin	New
-	Cable S230 outer Shield									Cable S230 outer Shd con to CH (Faraday)					
-															
017	SPIRE PLW_Bias1_B . B+		SPD.-	-	S231	022BS-38	12			200 Ohm/1.9E-07 A	CVVUCR	33	211121 J26	068	
035	SPIRE PLW_Bias1_B . B-		SPD.-	-	S231	022BS-38	12				CVVUCR	33	211121 J26	057	
036	SPIRE PLW_Bias1_B . SHD12		SPD.-	-	S231	022BS-38	12			Cable S231 inner Shd also con to Pin 19 at JFP side (C4)	CVVUCR	33	211121 J26	091	
-	Cable S231 outer Shield														
-															
037	SPIRE PLW_Bias2_B . B+		SPD.-	-	S232	022BS-38	13			200 Ohm/1.9E-07 A	CVVUCR	33	211121 J26	058	
018	SPIRE PLW_Bias2_B . B-		SPD.-	-	S232	022BS-38	13				CVVUCR	33	211121 J26	046	
019	SPIRE PLW_Bias2_B . SHD13		SPD.-	-	S232	022BS-38	13			Cable S232 inner Shd also con to Pin 19 at JFP side (C4)	CVVUCR	33	211121 J26	091	
-	Cable S232 outer Shield									Cable S232 outer Shd con to CH (Faraday)					
-															
019	SPIRE PLW_ GND C4		SPX.-	-	S440	010B0-30				PLW GND Wire C4 con to cable 229 to 232 Shd	CVVUCR	33	211121 J26	091	
-															
CH	Outer Shields=Faraday Shds									Faraday Shd con to Backshell ECR0039tbc					
-	Isolation									Faraday Shd insulated from S/C structure					
-															

Astrium GmbH	Pin Allocation List (Harness)	Doc.No.: HP-2-ASED-IC-0016
Project: HERSCHEL		Issue: 1.0 Date: 21.04.2004
		Sheet: PAL-1 (of 3)

Connector: 121210 P24 **Function:** SPIRE Bolom. Sign. from HSJFP12 (C4) **Conn.-Type:** MWDM2L-25S-6C3-.630

Item: HSJFP **Location:** 75 / on SPIRE JFET big **Backshell:** 507 T 196 M 25

EMC-Category: 2C/Sig H in Cryostat

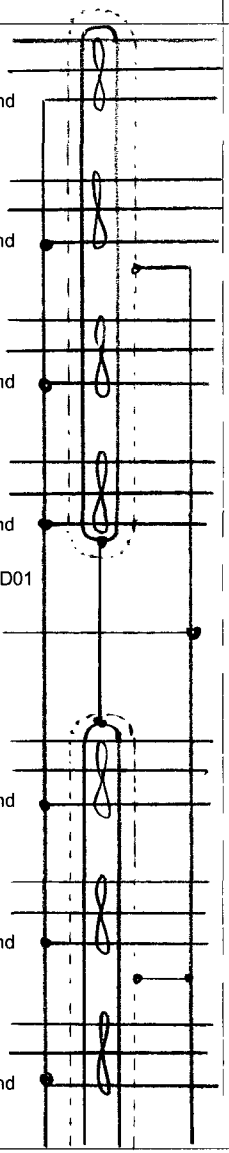

Pin	Signal Designation	Interface-Code Circuit	Signal	Pos.	Ch. ID	Wiring	Grouping: Shd	Cable	Twist	Comment	Target-Item	Location	Connector	Pin	New
001	SPIRE PMW Ch01 to 04 . 1+		SPB.-	-	S067	12AXD-38	1			200 Ohm/1.0E-09 A	CVVUCR	33	211121 J22	026	
014	SPIRE PMW Ch01 to 04 . 1-		SPB.-	-	S067	12AXD-38	1			PMW-F10	CVVUCR	33	211121 J22	037	
013	SPIRE PMW Ch01 to 04 . 1gnd		SPB.-	-	S067	12AXD-38	1			12 AX gnd daisy ch to Pin 13 (A1)	CVVUCR	33	211121 J22	036	
-															
002	SPIRE PMW Ch01 to 04 . 2+		SPB.-	-	S067	12AXD-38	1			200 Ohm/1.0E-09 A	CVVUCR	33	211121 J22	038	
015	SPIRE PMW Ch01 to 04 . 2-		SPB.-	-	S067	12AXD-38	1			PMW-E11	CVVUCR	33	211121 J22	049	
013	SPIRE PMW Ch01 to 04 . 2gnd		SPB.-	-	S067	12AXD-38	1			12 AX gnd daisy ch to Pin 13 (A1)	CVVUCR	33	211121 J22	036	
-															
003	SPIRE PMW Ch01 to 04 . 3+		SPB.-	-	S067	12AXD-38	1			200 Ohm/1.0E-09 A	CVVUCR	33	211121 J22	048	
016	SPIRE PMW Ch01 to 04 . 3-		SPB.-	-	S067	12AXD-38	1			PMW-G11	CVVUCR	33	211121 J22	060	
013	SPIRE PMW Ch01 to 04 . 3gnd		SPB.-	-	S067	12AXD-38	1			12 AX gnd daisy ch to Pin 13 (A1)	CVVUCR	33	211121 J22	036	
-															
004	SPIRE PMW Ch01 to 04 . 4+		SPB.-	-	S067	12AXD-38	1			200 Ohm/1.0E-09 A	CVVUCR	33	211121 J22	059	
017	SPIRE PMW Ch01 to 04 . 4-		SPB.-	-	S067	12AXD-38	1			PWM-F11	CVVUCR	33	211121 J22	071	
013	SPIRE PMW Ch01 to 04 . 4gnd		SPB.-	-	S067	12AXD-38	1			12 AX gnd daisy ch to Pin 13 (A1)	CVVUCR	33	211121 J22	036	
013	SPIRE PMW Ch01 to 04 . SHD01		SPB.-	-	S067	12AXD-38	1			Cable S067 inner Shd daisy ch to Pin 13 (A1)	CVVUCR	33	211121 J22	036	
CH	S067 12 AXD Outer Shield									Cable S067 outer Shd con to CH (Faraday)					
-															
-															
005	SPIRE PMW Ch05 to 08 . 5+		SPB.-	-	S068	12AXD-38	2			200 Ohm/1.0E-09 A	CVVUCR	33	211121 J22	050	
018	SPIRE PMW Ch05 to 08 . 5-		SPB.-	-	S068	12AXD-38	2			PMW-E12	CVVUCR	33	211121 J22	061	
013	SPIRE PMW Ch05 to 08 . 5gnd		SPB.-	-	S068	12AXD-38	2			12 AX gnd daisy ch to Pin 13 (A1)	CVVUCR	33	211121 J22	036	
-															
006	SPIRE PMW Ch05 to 08 . 6+		SPB.-	-	S068	12AXD-38	2			200 Ohm/1.0E-09 A	CVVUCR	33	211121 J22	062	
019	SPIRE PMW Ch05 to 08 . 6-		SPB.-	-	S068	12AXD-38	2			PMW-G12	CVVUCR	33	211121 J22	051	
013	SPIRE PMW Ch05 to 08 . 6gnd		SPB.-	-	S068	12AXD-38	2			12 AX gnd daisy ch to Pin 13 (A1)	CVVUCR	33	211121 J22	036	
-															
020	SPIRE PMW Ch05 to 08 . 7+		SPB.-	-	S068	12AXD-38	2			200 Ohm/1.0E-09 A	CVVUCR	33	211121 J22	063	
007	SPIRE PMW Ch05 to 08 . 7-		SPB.-	-	S068	12AXD-38	2			PMWF12	CVVUCR	33	211121 J22	075	
013	SPIRE PMW Ch05 to 08 . 7gnd		SPB.-	-	S068	12AXD-38	2			12 AX gnd daisy ch to Pin 13 (A1)	CVVUCR	33	211121 J22	036	

Astrium GmbH	**Pin Allocation List** (Harness)	Doc.No.: HP-2-ASED-IC-0016
Project: HERSCHEL		Issue: 1.0 Date: 21.04.2004
		Sheet: PAL-2 (of 3)

Connector: 121210 P24 **Function:** SPIRE Bolom. Sign. from HSJFP12 (C4) **Conn.-Type:** MWDM2L-25S-6C3-.630

Item: HSJFP **Location:** 75 / on SPIRE JFET big **Backshell:** 507 T 196 M 25

EMC-Category: 2C/Sig H in Cryostat

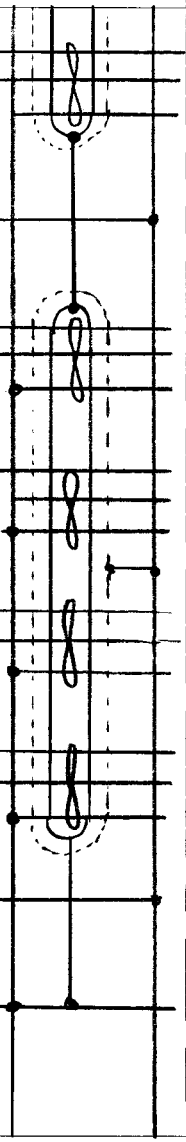

Pin	Signal Designation	Interface-Code Circuit	Signal	Pos.	Ch. ID	Wiring	Grouping: Shd	Cable	Twist	Comment	Target-Item	Location	Connector	Pin	New
-															
021	SPIRE PMW Ch05 to 08 . 8+		SPB.-	-	S068	12AXD-38	2			200 Ohm/1.0E-09 A	CVVUCR	33	211121 J22	074	
008	SPIRE PMW Ch05 to 08 . 8-		SPB.-	-	S068	12AXD-38	2			PMG-G13	CVVUCR	33	211121 J22	073	
013	SPIRE PMW Ch05 to 08 . 8gnd		SPB.-	-	S068	12AXD-38	2			12 AX gnd daisy ch to Pin 13 (A1)	CVVUCR	33	211121 J22	036	
013	SPIRE PMW Ch05 to 08 . SHD02		SPB.-	-	S068	12AXD-38	2			Cable S068 inner Shd daisy ch to Pin 13 (A1)	CVVUCR	33	211121 J22	036	
CH	S068 12 AXD Outer Shield									Cable S068 outer Shd con to CH (Faraday)					
-															
-															
022	SPIRE PMW Ch09 to 12 . 9+		SPB.-	-	S069	12AXD-38	3				CVVUCR	33	211121 J22	083	
009	SPIRE PMW Ch09 to 12 . 9-		SPB.-	-	S069	12AXD-38	3			PMW-DK2	CVVUCR	33	211121 J22	072	
013	SPIRE PMW Ch09 to 12 . 9gnd		SPB.-	-	S069	12AXD-38	3			12 AX gnd daisy ch to Pin 13 (A1)	CVVUCR	33	211121 J22	036	
-															
023	SPIRE PMW Ch09 to 12 . 10+		SPB.-	-	S069	12AXD-38	3			!!!!!!Terminated at P side !!!!!!!	CVVUCR	33	211121 J22	095	
010	SPIRE PMW Ch09 to 12 . 10-		SPB.-	-	S069	12AXD-38	3			SPARE Terminated at P side !!!	CVVUCR	33	211121 J22	084	
013	SPIRE PMW Ch09 to 12 . 10gnd		SPB.-	-	S069	12AXD-38	3			12 AX gnd daisy ch to Pin 13 (A1)	CVVUCR	33	211121 J22	036	
-															
024	SPIRE PMW Ch09 to 12 . 11+		SPB.-	-	S069	12AXD-38	3			!!!!! Terminated at P side !!!!!	CVVUCR	33	211121 J22	096	
011	SPIRE PMW Ch09 to 12 . 11-		SPB.-	-	S069	12AXD-38	3			SPARE Terminated at P side !!!	CVVUCR	33	211121 J22	085	
013	SPIRE PMW Ch09 to 12 . 11gnd		SPB.-	-	S069	12AXD-38	3			12 AX gnd daisy ch to Pin 13 (A1)	CVVUCR	33	211121 J22	036	
-															
025	SPIRE PMW Ch09 to 12 . 12+		SPB.-	-	S069	12AXD-38	3			!!!!! Terminated at P side !!!!!	CVVUCR	33	211121 J22	106	
012	SPIRE PMW Ch09 to 12 . 12-		SPB.-	-	S069	12AXD-38	3			SPARE Terminated at P side !!!	CVVUCR	33	211121 J22	107	
013	SPIRE PMW Ch09 to 12 . 12gnd		SPB.-	-	S069	12AXD-38	3			12 AX gnd daisy ch to Pin 13	CVVUCR	33	211121 J22	036	
013	SPIRE PMW Ch09 to 12 . SHD03		SPB.-	-	S069	12AXD-38	3			Cable S069 inner Shd daisy ch to Pin 13	CVVUCR	33	211121 J22	036	
CH	S069 12 AXD Outer Shield									Cable S069 outer Shd con to CH (Faraday)					
-															
-															
013	SPIRE PMW B04 GND WIRE A1		SPX.-	-	S441	010B0-30				Not a Wire in cold !! routed via Cable SHDs to CVV FThs	CVVUCR	33	211121 J22	036	
-															
-															

Astrium GmbH	**Pin Allocation List** (Harness)	Doc.No.: HP-2-ASED-IC-0016
Project: HERSCHEL		Issue: 1.0 Date: 21.04.2004
		Sheet: PAL-3 (of 3)

Connector: 121210 P24 **Function:** SPIRE Bolom. Sign. from HSJFP12 (C4) **Conn.-Type:** MWDM2L-25S-6C3-.630

Item: HSJFP **Location:** 75 / on SPIRE JFET big **Backshell:** 507 T 196 M 25

EMC-Category: 2C/Sig H in Cryostat

Pin	Signal Designation	Interface-Code Circuit	Signal	Pos.	Ch. ID	Wiring	Grouping: Shd	Cable	Twist	Comment	Target-Item	Location	Connector	Pin	New
CH	Outer Shields=Faraday Shds									Faraday Shds con to Backshell ECR 0039 tbc					
-	Isolation									Harness Branch to be isolated from S/C Structure					
-															

Astrium GmbH	**Pin Allocation List** (Harness)	Doc.No.: HP-2-ASED-IC-0016
Project: HERSCHEL		Issue: 1.0 Date: 21.04.2004
		Sheet: PAL-1 (of 3)

Connector: 121210 P23 **Function:** SPIRE Bolom. Sign. from HSJFP12 (C4) **Conn.-Type:** MWDM2L-25S-6C3-.630

Item: HSJFP **Location:** 75 / on SPIRE JFET big **Backshell:** 507 T 196 M 25

EMC-Category: 2C/Sig H in Cryostat

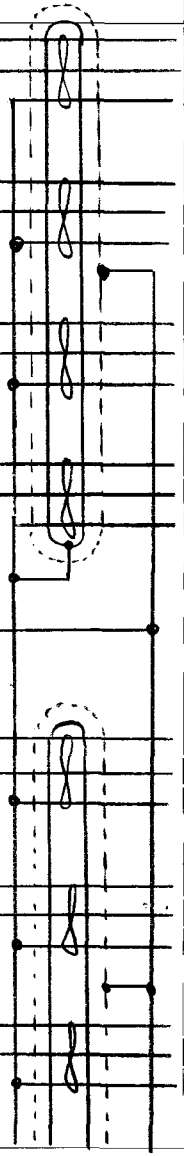

Pin	Signal Designation	Interface-Code Circuit	Signal	Pos.	Ch. ID	Wiring	Grouping: Shd	Cable	Twist	Comment	Target-Item	Location	Connector	Pin	New
001	SPIRE PMW Ch 13 to 16 . 13+		SPB.-	-	S072	12AXD-38	1			200 Ohm/1.0E-09 A	CVVUCR	33	211121 J22	086	
014	SPIRE PMW Ch 13 to 16 . 13-		SPB.-	-	S072	12AXD-38	1			PMW-E7	CVVUCR	33	211121 J22	087	
013	SPIRE PMW Ch 13 to 16 . 13gnd		SPB.-	-	S072	12AXD-38	1			12 AX gnd daisy ch to Pin 13 (A2)	CVVUCR	33	211121 J22	128	
-															
002	SPIRE PMW Ch 13 to 16 . 14+		SPB.-	-	S072	12AXD-38	1			200 Ohm/1.0E-09 A	CVVUCR	33	211121 J22	097	
015	SPIRE PMW Ch 13 to 16 . 14-		SPB.-	-	S072	12AXD-38	1			PMW-D7	CVVUCR	33	211121 J22	098	
013	SPIRE PMW Ch 13 to 16 . 14gnd		SPB.-	-	S072	12AXD-38	1			12 AX gnd daisy ch to Pin 13 (A2)	CVVUCR	33	211121 J22	128	
-															
003	SPIRE PMW Ch 13 to 16 . 15+		SPB.-	-	S072	12AXD-38	1			200 Ohm/1.0E-09 A	CVVUCR	33	211121 J22	108	
016	SPIRE PMW Ch 13 to 16 . 15-		SPB.-	-	S072	12AXD-38	1			PMW-F7	CVVUCR	33	211121 J22	109	
013	SPIRE PMW Ch 13 to 16 . 15gnd		SPB.-	-	S072	12AXD-38	1			12 AX gnd daisy ch to Pin 13 (A2)	CVVUCR	33	211121 J22	128	
-															
004	SPIRE PMW Ch 13 to 16 . 16+		SPB.-	-	S072	12AXD-38	1			200 Ohm/1.0E-09 A	CVVUCR	33	211121 J22	116	
017	SPIRE PMW Ch 13 to 16 . 16-		SPB.-	-	S072	12AXD-38	1			PMW-E8	CVVUCR	33	211121 J22	117	
013	SPIRE PMW Ch 13 to 16 . 16gnd		SPB.-	-	S072	12AXD-38	1			12 AX gnd daisy ch to Pin 13 (A2)	CVVUCR	33	211121 J22	128	
013	SPIRE PMW Ch 13 to 16 . SHD01		SPB.-	-	S072	12AXD-38	1			Cable S072 inner Shd daisy ch to Pin 13	CVVUCR	33	211121 J22	128	
CH	S072 12 AXD Outer Shield									Cable S072 outer Shd con to CH (Faraday)					
-															
-															
005	SPIRE PMW Ch17 to 19 . 17+		SPB.-	-	S073	12AXD-38	2			200 Ohm/1.0E-09 A	CVVUCR	33	211121 J22	055	
018	SPIRE PMW Ch17 to 19 . 17-		SPB.-	-	S073	12AXD-38	2			PMW-G8	CVVUCR	33	211121 J22	066	
013	SPIRE PMW Ch17 to 19 . 17gnd		SPB.-	-	S073	12AXD-38	2			12 AX gnd daisy ch to Pin 13 (A2)	CVVUCR	33	211121 J22	128	
-															
006	SPIRE PMW Ch17 to 19 . 18+		SPB.-	-	S073	12AXD-38	2			200 Ohm/1.0E-09 A	CVVUCR	33	211121 J22	067	
019	SPIRE PMW Ch17 to 19 . 18-		SPB.-	-	S073	12AXD-38	2			PMW-F8	CVVUCR	33	211121 J22	078	
013	SPIRE PMW Ch17 to 19 . 18gnd		SPB.-	-	S073	12AXD-38	2			12 AX gnd daisy ch to Pin 13 (A2)	CVVUCR	33	211121 J22	128	
-															
020	SPIRE PMW Ch17 to 19 . 19+		SPB.-	-	S073	12AXD-38	2			200 Ohm/1.0E-09 A	CVVUCR	33	211121 J22	076	
007	SPIRE PMW Ch17 to 19 . 19-		SPB.-	-	S073	12AXD-38	2			PMW-E9	CVVUCR	33	211121 J22	077	
013	SPIRE PMW Ch17 to 19 . 19gnd		SPB.-	-	S073	12AXD-38	2			12 AX gnd daisy ch to Pin 13 (A2)	CVVUCR	33	211121 J22	128	

Astrium GmbH	**Pin Allocation List** (Harness)	Doc.No.: HP-2-ASED-IC-0016
Project: HERSCHEL		Issue: 1.0 Date: 21.04.2004
		Sheet: PAL-2 (of 3)

Connector: 121210 P23 **Function:** SPIRE Bolom. Sign. from HSJFP12 (C4) **Conn.-Type:** MWDM2L-25S-6C3-.630

Item: HSJFP **Location:** 75 / on SPIRE JFET big **Backshell:** 507 T 196 M 25

EMC-Category: 2C/Sig H in Cryostat



Pin	Signal Designation	Interface-Code Circuit	Signal	Pos.	Ch. ID	Wiring	Grouping: Shd	Cable	Twist	Comment	Target-Item	Location	Connector	Pin	New
-															
021	SPIRE PMW Ch 20 . 20+		SPB.-	-	S73A	12AXD-38	2			200 Ohm/1.0E-09 A	CVVUCR	33	211121 J22	088	
008	SPIRE PMW Ch 20 . 20-		SPB.-	-	S73A	12AXD-38	2			PMW-G9	CVVUCR	33	211121 J22	089	
013	SPIRE PMW Ch 20 . 20gnd		SPB.-	-	S73A	12AXD-38	2			12 AX gnd daisy ch to Pin 13 (A2)	CVVUCR	33	211121 J22	128	
013	SPIRE PMW Ch17 to 19 . SHD02	SHD	SPB.-	-	S073	12AXD-38	2			Cable S073 inner Shd daisy ch to Pin 13 (A2)	CVVUCR	33	211121 J22	128	
CH	S073 12 AXD Outer Shield									Cable S073 outer Shd con to CH (Faraday)					
-															
-															
022	SPIRE PMW Ch21 to 24 . 21+		SPB.-	-	S074	12AXD-38	3			200 Ohm/1.0E-09 A	CVVUCR	33	211121 J22	099	
009	SPIRE PMW Ch21 to 24 . 21-		SPB.-	-	S074	12AXD-38	3			PMW-D9	CVVUCR	33	211121 J22	100	
013	SPIRE PMW Ch21 to 24 . 21gnd		SPB.-	-	S074	12AXD-38	3			12 AX gnd daisy ch to Pin 13 (A2)	CVVUCR	33	211121 J22	128	
-															
023	SPIRE PMW Ch21 to 24 . 22+		SPB.-	-	S074	12AXD-38	3			200 Ohm/1.0E-09 A	CVVUCR	33	211121 J22	110	
010	SPIRE PMW Ch21 to 24 . 22-		SPB.-	-	S074	12AXD-38	3			PMW-F9	CVVUCR	33	211121 J22	111	
013	SPIRE PMW Ch21 to 24 . 22gnd		SPB.-	-	S074	12AXD-38	3			12 AX gnd daisy ch to Pin 13 (A2)	CVVUCR	33	211121 J22	128	
-															
024	SPIRE PMW Ch21 to 24 . 23+		SPB.-	-	S074	12AXD-38	3			200 Ohm/1.0E-09 A	CVVUCR	33	211121 J22	118	
011	SPIRE PMW Ch21 to 24 . 23-		SPB.-	-	S074	12AXD-38	3			PMW-E10	CVVUCR	33	211121 J22	119	
013	SPIRE PMW Ch21 to 24 . 23gnd		SPB.-	-	S074	12AXD-38	3			12 AX gnd daisy ch to Pin 13 (A2)	CVVUCR	33	211121 J22	128	
-															
025	SPIRE PMW Ch21 to 24 . 24+		SPB.-	-	S074	12AXD-38	3			200 Ohm/1.0E-09 A	CVVUCR	33	211121 J22	112	
012	SPIRE PMW Ch21 to 24 . 24-		SPB.-	-	S074	12AXD-38	3			PMW-G10	CVVUCR	33	211121 J22	120	
013	SPIRE PMW Ch21 to 24 . 24gnd		SPB.-	-	S074	12AXD-38	3			12 AX gnd daisy ch to Pin 13 (A2)	CVVUCR	33	211121 J22	128	
013	SPIRE PMW Ch21 to 24 . SHD03		SPB.-	-	S074	12AXD-38	3			Cable S074 inner Shd daisy ch to Pin 13 (A2)	CVVUCR	33	211121 J22	128	
CH	S074 12 AXD Outer Shield									Cable S074 outer Shd con to CH (Faraday)					
-															
-															
013	SPIRE PMW B04 GND Wire A2		SPX.-	-	S442	010B0-30				Not a Wire in cold !!! Routed via Cable SHDs to CVV FThs	CVVUCR	33	211121 J22	128	
-															

Astrium GmbH	**Pin Allocation List** (Harness)	Doc.No.: HP-2-ASED-IC-0016
Project: HERSCHEL		Issue: 1.0 Date: 21.04.2004
		Sheet: PAL-3 (of 3)

Connector: 121210 P23 **Function:** SPIRE Bolom. Sign. from HSJFP12 (C4) **Conn.-Type:** MWDM2L-25S-6C3-.630

Item: HSJFP **Location:** 75 / on SPIRE JFET big **Backshell:** 507 T 196 M 25

EMC-Category: 2C/Sig H in Cryostat

Pin	Signal Designation	Interface-Code Circuit	Signal	Pos.	Ch. ID	Wiring	Grouping: Shd	Cable	Twist	Comment	Target-Item	Location	Connector	Pin	New
-															
CH	Outer Shields=Faraday Shds									Faraday Shds con to Backshell ECR 0039 tbc					
-	Isolation									Harness Branch to be isolated from S/C structure					
-															

Astrium GmbH	Pin Allocation List (Harness)	Doc.No.: HP-2-ASED-IC-0016
Project: HERSCHEL		Issue: 1.0 Date: 21.04.2004
		Sheet: PAL-1 (of 3)

Connector: 121210 P22 **Function:** SPIRE Bolom. Sign. from HSJFP11 (C4) **Conn.-Type:** MWDM2L-25S-6C3-.630

Item: HSJFP **Location:** 75 / on SPIRE JFET big **Backshell:** 507 T 196 M 25

EMC-Category: 2C/Sig H in Cryostat

Pin	Signal Designation	Interface-Code Circuit	Signal	Pos.	Ch. ID	Wiring	Grouping: Shd	Cable	Twist	Comment	Target-Item	Location	Connector	Pin	New
001	SPIRE PMW Ch25 to 28 . 25+		SPB.-	-	S076	12AXD-38	1			200 Ohm/1.0E-09 A	CVVUCR	33	211121 J22	090	
014	SPIRE PMW Ch25 to 28 . 25-		SPB.-	-	S076	12AXD-38	1			PMW-C4	CVVUCR	33	211121 J22	079	
013	SPIRE PMW Ch25 to 28 . 25gnd		SPB.-	-	S076	12AXD-38	1			12 AX gnd daisy ch to Pin 13 (A3)	CVVUCR	33	211121 J22	047	
-															
002	SPIRE PMW Ch25 to 28 . 26+		SPB.-	-	S076	12AXD-38	1			200 Ohm/1.0E-09 A	CVVUCR	33	211121 J22	102	
015	SPIRE PMW Ch25 to 28 . 26-		SPB.-	-	S076	12AXD-38	1			PMW-B3	CVVUCR	33	211121 J22	101	
013	SPIRE PMW Ch25 to 28 . 26gnd		SPB.-	-	S076	12AXD-38	1			12 AX gnd daisy ch to Pin 13 (A3)	CVVUCR	33	211121 J22	047	
-															
003	SPIRE PMW Ch25 to 28 . 27+		SPB.-	-	S076	12AXD-38	1			200 Ohm/1.0E-09 A	CVVUCR	33	211121 J22	092	
016	SPIRE PMW Ch25 to 28 . 27-		SPB.-	-	S076	12AXD-38	1			PMW-C3	CVVUCR	33	211121 J22	091	
013	SPIRE PMW Ch25 to 28 . 27gnd		SPB.-	-	S076	12AXD-38	1			12 AX gnd daisy ch to Pin 13 (A3)	CVVUCR	33	211121 J22	047	
-															
004	SPIRE PMW Ch25 to 28 . 28+		SPB.-	-	S076	12AXD-38	1			200 Ohm/1.0E-09 A	CVVUCR	33	211121 J22	103	
017	SPIRE PMW Ch25 to 28 . 28-		SPB.-	-	S076	12AXD-38	1			PMW-B2	CVVUCR	33	211121 J22	113	
013	SPIRE PMW Ch25 to 28 . 28gnd		SPB.-	-	S076	12AXD-38	1			12 AX gnd daisy ch to Pin 13 (A3)	CVVUCR	33	211121 J22	047	
013	SPIRE PMW Ch25 to 28 . SHD01		SPB.-	-	S076	12AXD-38	1			Cable S076 inner Shd daisy ch to Pin 13 (A3)	CVVUCR	33	211121 J22	047	
CH	S076 12 AXD Outer Shield									Cable S076 outer Shd con to CH (Faraday)					
-															
-															
005	SPIRE PMW Ch29 to 32 . 29+		SPB.-	-	S077	12AXD-38	2			200 Ohm/1.0E-09 A	CVVUCR	33	211121 J22	058	
018	SPIRE PMW Ch29 to 32 . 29-		SPB.-	-	S077	12AXD-38	2			PMW-D2	CVVUCR	33	211121 J22	046	
013	SPIRE PMW Ch29 to 32 . 29gnd		SPB.-	-	S077	12AXD-38	2			12 AX gnd daisy ch to Pin 13 (A3)	CVVUCR	33	211121 J22	047	
-															
006	SPIRE PMW Ch29 to 32 . 30+		SPB.-	-	S077	12AXD-38	2			200 Ohm/1.0E-09 A	CVVUCR	33	211121 J22	068	
019	SPIRE PMW Ch29 to 32 . 30-		SPB.-	-	S077	12AXD-38	2			PMW-A3	CVVUCR	33	211121 J22	057	
013	SPIRE PMW Ch29 to 32 . 30gnd		SPB.-	-	S077	12AXD-38	2			12 AX gnd daisy ch to Pin 13 (A3)	CVVUCR	33	211121 J22	047	
-															
020	SPIRE PMW Ch29 to 32 . 31+		SPB.-	-	S077	12AXD-38	2			200 Ohm/1.0E-09 A	CVVUCR	33	211121 J22	069	
007	SPIRE PMW Ch29 to 32 . 31-		SPB.-	-	S077	12AXD-38	2			PMW-A2	CVVUCR	33	211121 J22	080	
013	SPIRE PMW Ch29 to 32 . 31gnd		SPB.-	-	S077	12AXD-38	2			12 AX gnd daisy ch to Pin 13 (A3)	CVVUCR	33	211121 J22	047	

Astrium GmbH	Pin Allocation List (Harness)	Doc.No.: HP-2-ASED-IC-0016
Project: HERSCHEL		Issue: 1.0 Date: 21.04.2004
		Sheet: PAL-2 (of 3)

Connector: 121210 P22 **Function:** SPIRE Bolom. Sign. from HSJFP11 (C4) **Conn.-Type:** MWDM2L-25S-6C3-.630

Item: HSJFP **Location:** 75 / on SPIRE JFET big **Backshell:** 507 T 196 M 25

EMC-Category: 2C/Sig H in Cryostat



Pin	Signal Designation	Interface-Code Circuit	Signal	Pos.	Ch. ID	Wiring	Grouping: Shd	Cable	Twist	Comment	Target-Item	Location	Connector	Pin	New
-															
021	SPIRE PMW Ch29 to 32 . 32+		SPB.-	-	S077	12AXD-38	2			200 Ohm/1.0E-09 A	CVVUCR	33	211121 J22	070	
008	SPIRE PMW Ch29 to 32 . 32-		SPB.-	-	S077	12AXD-38	2			PMW-C2	CVVUCR	33	211121 J22	081	
013	SPIRE PMW Ch29 to 32 . 32gnd		SPB.-	-	S077	12AXD-38	2			12 AX gnd daisy ch to Pin 13 (A3)	CVVUCR	33	211121 J22	047	
013	SPIRE PMW Ch29 to 32 . SHD02		SPB.-	-	S077	12AXD-38	2			Cable S077 inner Shd daisy ch to Pin 13 (A3)	CVVUCR	33	211121 J22	047	
CH	S077 12 AXD Outer Shield									Cable S077 outer Shd con to CH (Faraday)					
-															
-															
022	SPIRE PMW Ch33 to 35 . 33+		SPB.-	-	S078	12AXD-38	3			200 Ohm/1.0E-09 A	CVVUCR	33	211121 J22	023	
009	SPIRE PMW Ch33 to 35 . 33-		SPB.-	-	S078	12AXD-38	3			PMW-B1	CVVUCR	33	211121 J22	034	
013	SPIRE PMW Ch33 to 35 . 33gnd		SPB.-	-	S078	12AXD-38	3			12 AX gnd daisy ch to Pin 13 (A3)	CVVUCR	33	211121 J22	047	
-															
023	SPIRE PMW Ch33 to 35 . 34+		SPB.-	-	S078	12AXD-38	3			200 Ohm/1.0E-09 A	CVVUCR	33	211121 J22	033	
010	SPIRE PMW Ch33 to 35 . 34-		SPB.-	-	S078	12AXD-38	3			PMW-A1	CVVUCR	33	211121 J22	045	
013	SPIRE PMW Ch33 to 35 . 34gnd		SPB.-	-	S078	12AXD-38	3			12 AX gnd daisy ch to Pin 13 (A3)	CVVUCR	33	211121 J22	047	
-															
024	SPIRE PMW Ch33 to 35 . 35+		SPB.-	-	S078	12AXD-38	3			200 Ohm/1.0E-09 A	CVVUCR	33	211121 J22	044	
011	SPIRE PMW Ch33 to 35 . 35-		SPB.-	-	S078	12AXD-38	3			PMW-DK1	CVVUCR	33	211121 J22	056	
013	SPIRE PMW Ch33 to 35 . 35gnd		SPB.-	-	S078	12AXD-38	3			12 AX gnd daisy ch to Pin 13 (A3)	CVVUCR	33	211121 J22	047	
-															
025	SPIRE PMW Ch36 . 36+		SPB.-	-	S78A	12AXD-38	3			200 Ohm/1.0E-09 A	CVVUCR	33	211121 J22	022	
012	SPIRE PMW Ch36 . 36-		SPB.-	-	S78A	12AXD-38	3			PMW-C1	CVVUCR	33	211121 J22	032	
013	SPIRE PMW Ch36 . 36gnd		SPB.-	-	S78A	12AXD-38	3			12 AX gnd daisy ch to Pin 13 (A3)	CVVUCR	33	211121 J22	047	
013	SPIRE PMW Ch36 . SHD03		SPB.-	-	S78A	12AXD-38	3			Cable S078 inner Shd daisy ch to Pin 13 (A3)	CVVUCR	33	211121 J22		
CH	S078/78A 12 AXD Outer Shield									Cable S078 outer Shd con to CH (Faraday)					
-															
-															
13	SPIRE PMW B04 GND Wire A3		SPX.-	-	S443	010B0-30				Not a Wire in cold !! Routed via Cable SHDs to CVV FThs	CVVUCR	33	211121 J22	047	
-															

Astrium GmbH	**Pin Allocation List** (Harness)	Doc.No.: HP-2-ASED-IC-0016
Project: HERSCHEL		Issue: 1.0 Date: 21.04.2004
		Sheet: PAL-3 (of 3)

Connector: 121210 P22 **Function:** SPIRE Bolom. Sign. from HSJFP11 (C4) **Conn.-Type:** MWDM2L-25S-6C3-.630

Item: HSJFP **Location:** 75 / on SPIRE JFET big **Backshell:** 507 T 196 M 25

EMC-Category: 2C/Sig H in Cryostat

Pin	Signal Designation	Interface-Code Circuit	Signal	Pos.	Ch. ID	Wiring	Grouping: Shd	Cable	Twist	Comment	Target-Item	Location	Connector	Pin	New
-															
-															
CH	Outer Shields=Faraday Shds									Farady Shds con to Backshell ECR0039 tbc					
-	Isolation									Harness Branch to be isolated from S/C structure					
-															

Astrium GmbH	Pin Allocation List (Harness)	Doc.No.: HP-2-ASED-IC-0016
Project: HERSCHEL		Issue: 1.0 Date: 21.04.2004
		Sheet: PAL-1 (of 3)

Connector: 121210 P21 **Function:** SPIRE Bolom. Sign. from HSJFP11 (C4) **Conn.-Type:** MWDM2L-25S-6C3-.630

Item: HSJFP **Location:** 75 / on SPIRE JFET big **Backshell:** 507 T 196 M 25

EMC-Category: 2C/Sig H in Cryostat

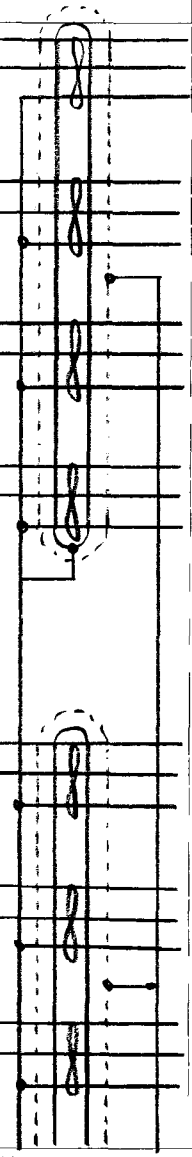

Pin	Signal Designation	Interface-Code Circuit	Signal	Pos.	Ch. ID	Wiring	Grouping: Shd	Cable	Twist	Comment	Target-Item	Location	Connector	Pin	New
001	SPIRE PMW Ch37 to 40 . 37+		SPB.-	-	S083	12AXD-38	1			200 Ohm/1.0E-09 A	CVVUCR	33	211121 J22	013	
014	SPIRE PMW Ch37 to 40 . 37-		SPB.-	-	S083	12AXD-38	1			PMW-A7	CVVUCR	33	211121 J22	012	
013	SPIRE PMW Ch37 to 40 . 37gnd		SPB.-	-	S083	12AXD-38	1			12 AX gnd daisy ch to Pin 13 (A4)	CVVUCR	33	211121 J22	004	
-															
002	SPIRE PMW Ch37 to 40 . 38+		SPB.-	-	S083	12AXD-38	1			200 Ohm/1.0E-09 A	CVVUCR	33	211121 J22	021	
015	SPIRE PMW Ch37 to 40 . 38-		SPB.-	-	S083	12AXD-38	1			PMW-A6	CVVUCR	33	211121 J22	020	
013	SPIRE PMW Ch37 to 40 . 38gnd		SPB.-	-	S083	12AXD-38	1			12 AX gnd daisy ch to Pin 13 (A4)	CVVUCR	33	211121 J22	004	
-															
003	SPIRE PMW Ch37 to 40 . 39+		SPB.-	-	S083	12AXD-38	1			200 Ohm/1.0E-09 A	CVVUCR	33	211121 J22	031	
016	SPIRE PMW Ch37 to 40 . 39-		SPB.-	-	S083	12AXD-38	1			PMW-B6	CVVUCR	33	211121 J22	043	
013	SPIRE PMW Ch37 to 40 . 39gnd		SPB.-	-	S083	12AXD-38	1			12 AX gnd daisy ch to Pin 13 (A4)	CVVUCR	33	211121 J22	004	
-															
004	SPIRE PMW Ch37 to 40 . 40+		SPB.-	-	S083	12AXD-38	1			200 Ohm/1.0E-09 A	CVVUCR	33	211121 J22	042	
017	SPIRE PMW Ch37 to 40 . 40-		SPB.-	-	S083	12AXD-38	1			PMW-C7	CVVUCR	33	211121 J22	054	
013	SPIRE PMW Ch37 to 40 . 40gnd		SPB.-	-	S083	12AXD-38	1			12 AX gnd daisy ch to Pin 13 (A4)	CVVUCR	33	211121 J22	004	
013	SPIRE PMW Ch37 to 40 . SHD01		SPB.-	-	S083	12AXD-38	1			Cable S083 inner Shd daisy ch to Pin 13 (A4)	CVVUCR	33	211121 J22	004	
CH	S08312AXD Outer Shield									Cable S083 outer Shd con to CH (Faraday)					
-															
-															
005	SPIRE PMW Ch41 to 44 . 41+		SPB.-	-	S081	12AXD-38	2			200 Ohm/1.0E-09 A	CVVUCR	33	211121 J22	010	
018	SPIRE PMW Ch41 to 44 . 41-		SPB.-	-	S081	12AXD-38	2			PMW-A5	CVVUCR	33	211121 J22	011	
013	SPIRE PMW Ch41 to 44 . 41gnd		SPB.-	-	S081	12AXD-38	2			12 AX gnd daisy ch to Pin 13 (A4)	CVVUCR	33	211121 J22	004	
-															
006	SPIRE PMW Ch41 to 44 . 42+		SPB.-	-	S081	12AXD-38	2			200 Ohm/1.0E-09 A	CVVUCR	33	211121 J22	019	
019	SPIRE PMW Ch41 to 44 . 42-		SPB.-	-	S081	12AXD-38	2			PMW-B5	CVVUCR	33	211121 J22	029	
013	SPIRE PMW Ch41 to 44 . 42gnd		SPB.-	-	S081	12AXD-38	2			12 AX gnd daisy ch to Pin 13 (A4)	CVVUCR	33	211121 J22	004	
-															
020	SPIRE PMW Ch41 to 44 . 43+		SPB.-	-	S081	12AXD-38	2			200 Ohm/1.0E-09 A	CVVUCR	33	211121 J22	041	
007	SPIRE PMW Ch41 to 44 . 43-		SPB.-	-	S081	12AXD-38	2			PMW-C6	CVVUCR	33	211121 J22	030	
013	SPIRE PMW Ch41 to 44 . 43gnd		SPB.-	-	S081	12AXD-38	2			12 AX gnd daisy ch to Pin 13 (A4)	CVVUCR	33	211121 J22	004	

Astrium GmbH	**Pin Allocation List** (Harness)	Doc.No.: HP-2-ASED-IC-0016
Project: HERSCHEL		Issue: 1.0 Date: 21.04.2004
		Sheet: PAL-2 (of 3)

Connector: 121210 P21 **Function:** SPIRE Bolom. Sign. from HSJFP11 (C4) **Conn.-Type:** MWDM2L-25S-6C3-.630

Item: HSJFP **Location:** 75 / on SPIRE JFET big **Backshell:** 507 T 196 M 25

EMC-Category: 2C/Sig H in Cryostat

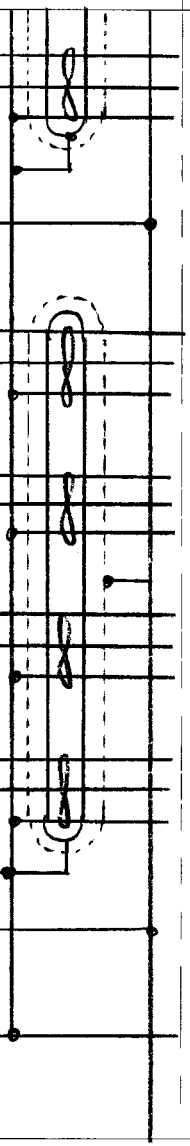

Pin	Signal Designation	Interface-Code Circuit	Signal	Pos.	Ch. ID	Wiring	Grouping: Shd	Cable	Twist	Comment	Target-Item	Location	Connector	Pin	New
-															
021	SPIRE PMW Ch41 to 44 . 44+		SPB.-	-	S081	12AXD-38	2			200 Ohm/1.0E-09 A	CVVUCR	33	211121 J22	053	
008	SPIRE PMW Ch41 to 44 . 44-		SPB.-	-	S081	12AXD-38	2			PMW-D6	CVVUCR	33	211121 J22	052	
013	SPIRE PMW Ch41 to 44 . 44gnd		SPB.-	-	S081	12AXD-38	2			12 AX gnd daisy ch to Pin 13 (A4)	CVVUCR	33	211121 J22	004	
013	SPIRE PMW Ch41 to 44 . SHD02		SPB.-	-	S081	12AXD-38	2			Cable S081 inner Shd daisy ch to Pin 13 (A4)	CVVUCR	33	211121 J22	004	
CH	S081 12 AXD Outer Shield									Cable S081 outer Shd con to CH (Faraday)					
-															
-															
022	SPIRE PMW Ch45 to 48 . 45+		SPB.-	-	S082	12AXD-38	3			200 Ohm/1.0E-09 A	CVVUCR	33	211121 J22	009	
009	SPIRE PMW Ch45 to 48 . 45-		SPB.-	-	S082	12AXD-38	3			PMW-B4	CVVUCR	33	211121 J22	017	
013	SPIRE PMW Ch45 to 48 . 45gnd		SPB.-	-	S082	12AXD-38	3			12 AX gnd daisy ch to Pin 13 (A4)	CVVUCR	33	211121 J22	004	
-															
023	SPIRE PMW Ch45 to 48 . 46+		SPB.-	-	S082	12AXD-38	3			200 Ohm/1.0E-09 A	CVVUCR	33	211121 J22	018	
010	SPIRE PMW Ch45 to 48 . 46-		SPB.-	-	S082	12AXD-38	3			PMW-C5	CVVUCR	33	211121 J22	028	
013	SPIRE PMW Ch45 to 48 . 46gnd		SPB.-	-	S082	12AXD-38	3			12 AX gnd daisy ch to Pin 13 (A4)	CVVUCR	33	211121 J22	004	
-															
024	SPIRE PMW Ch45 to 48 . 47+		SPB.-	-	S082	12AXD-38	3			200 Ohm/1.0E-09 A	CVVUCR	33	211121 J22	016	
011	SPIRE PMW Ch45 to 48 . 47-		SPB.-	-	S082	12AXD-38	3			PMW-D4	CVVUCR	33	211121 J22	027	
013	SPIRE PMW Ch45 to 48 . 47gnd		SPB.-	-	S082	12AXD-38	3			12 AX gnd daisy ch to Pin 13 (A4)	CVVUCR	33	211121 J22	004	
-															
025	SPIRE PMW Ch45 to 48 . 48+		SPB.-	-	S082	12AXD-38	3			200 Ohm/1.0E-09 A	CVVUCR	33	211121 J22	040	
012	SPIRE PMW Ch45 to 48 . 48-		SPB.-	-	S082	12AXD-38	3			PMW-A4	CVVUCR	33	211121 J22	039	
013	SPIRE PMW Ch45 to 48 . 48gnd		SPB.-	-	S082	12AXD-38	3			12 AX gnd daisy ch to Pin 13 (A4)	CVVUCR	33	211121 J22	004	
013	SPIRE PMW Ch45 to 48 . SHD03		SPB.-	-	S082	12AXD-38	3			Cable S082 inner Shd daisy ch to Pin 13 (A4)	CVVUCR	33	211121 J22	004	
CH	S082 12 AXD Outer Shield									Cable S082 outer Shd con to CH (Faraday)					
-															
-															
13	SPIRE PMW B04 GND Wire A4		SPX.-	-	S444	010B0-30				Not a Wire in cold !! Routed via Cable SHDs to CVV FThs	CVVUCR	33	211121 J22	004	
-															

Astrium GmbH	Pin Allocation List (Harness)	Doc.No.: HP-2-ASED-IC-0016
Project: HERSCHEL		Issue: 1.0 Date: 21.04.2004
		Sheet: PAL-3 (of 3)

Connector: 121210 P21 **Function:** SPIRE Bolom. Sign. from HSJFP11 (C4) **Conn.-Type:** MWDM2L-25S-6C3-.630

Item: HSJFP **Location:** 75 / on SPIRE JFET big **Backshell:** 507 T 196 M 25

EMC-Category: 2C/Sig H in Cryostat

Pin	Signal Designation	Interface-Code Circuit	Signal	Pos.	Ch. ID	Wiring	Grouping: Shd	Cable	Twist	Comment	Target-Item	Location	Connector	Pin	New
-															
CH	Outer Shields=Faraday Shds									Faraday Shds con to Backshell ECR0039 tbc					
-	Isolation									Harness Branch to be isolated from S/C structure					
-															

Astrium GmbH	**Pin Allocation List** (Harness)	Doc.No.: HP-2-ASED-IC-0016
Project: HERSCHEL		Issue: 1.0 Date: 21.04.2004
		Sheet: PAL-1 (of 3)

Connector: 121210 P20 For wiring Schematic See SIH-CS-04 HSJFP P24 **Function:** SPIRE Bolom. Sign. from HSJFP10 (C5) **Conn.-Type:** MWDM2L-25S-6C3-.630

Item: HSJFP **Location:** 75 / on SPIRE JFET big **Backshell:** 507 T 196 M 25

EMC-Category: 2C/Sig H in Cryostat

Pin	Signal Designation	Interface-Code Circuit	Signal	Pos.	Ch. ID	Wiring	Grouping: Shd	Cable	Twist	Comment	Target-Item	Location	Connector	Pin	New
001	SPIRE PMW Ch37-40 . 37+		SPB.-	-	S099	12AXD-38	1			200 Ohm/1.0E-09 A	CVVUCR	33	211121 J23	013	
014	SPIRE PMW Ch37-40 . 37-		SPB.-	-	S099	12AXD-38	1			PMW-F3	CVVUCR	33	211121 J23	012	
013	SPIRE PMW Ch37-40 . 37gnd		SPB.-	-	S099	12AXD-38	1			12 AX gnd daisy ch to Pin 13 (A4)	CVVUCR	33	211121 J23	004	
-															
002	SPIRE PMW Ch37-40 . 38+		SPB.-	-	S099	12AXD-38	1			200 Ohm/1.0E-09 A	CVVUCR	33	211121 J23	021	
015	SPIRE PMW Ch37-40 . 38-		SPB.-	-	S099	12AXD-38	1			PMW-G4	CVVUCR	33	211121 J23	020	
013	SPIRE PMW Ch37-40 . 38gnd		SPB.-	-	S099	12AXD-38	1			12 AX gnd daisy ch to Pin 13 (A4)	CVVUCR	33	211121 J23	004	
-															
003	SPIRE PMW Ch37-40 . 39+		SPB.-	-	S099	12AXD-38	1			200 Ohm/1.0E-09 A	CVVUCR	33	211121 J23	031	
016	SPIRE PMW Ch37-40 . 39-		SPB.-	-	S099	12AXD-38	1			PMW-E4	CVVUCR	33	211121 J23	043	
013	SPIRE PMW Ch37-40 . 39gnd		SPB.-	-	S099	12AXD-38	1			12 AX gnd daisy ch to Pin 13 (A4)	CVVUCR	33	211121 J23	004	
-															
004	SPIRE PMW Ch37-40 . 40+		SPB.-	-	S099	12AXD-38	1			200 Ohm/1.0E-09 A	CVVUCR	33	211121 J23	042	
017	SPIRE PMW Ch37-40 . 40-		SPB.-	-	S099	12AXD-38	1			PMW-F4	CVVUCR	33	211121 J23	054	
013	SPIRE PMW Ch37-40 . 40gnd		SPB.-	-	S099	12AXD-38	1			12 AX gnd daisy ch to Pin 13 (A4)	CVVUCR	33	211121 J23	004	
013	SPIRE PMW Ch37-40 . SHD01		SPB.-	-	S099	12AXD-38	1			Cable S099 inner Shd daisy ch to Pin 13 (A4)	CVVUCR	33	211121 J23	004	
-	S099 12AXD Outer Shield									Cable S099 outer Shd con to CH (Faraday)					
-															
-															
005	SPIRE PMW Ch41-44 . 41+		SPB.-	-	S100	12AXD-38	2			200 Ohm/1.0E-09 A	CVVUCR	33	211121 J23	010	
018	SPIRE PMW Ch41-44 . 41-		SPB.-	-	S100	12AXD-38	2			PMW-E5	CVVUCR	33	211121 J23	011	
013	SPIRE PMW Ch41-44 . 41gnd		SPB.-	-	S100	12AXD-38	2			12 AX gnd daisy ch to Pin 13 (A4)	CVVUCR	33	211121 J23	004	
-															
006	SPIRE PMW Ch41-44 . 42+		SPB.-	-	S100	12AXD-38	2			200 Ohm/1.0E-09 A	CVVUCR	33	211121 J23	019	
019	SPIRE PMW Ch41-44 . 42-		SPB.-	-	S100	12AXD-38	2			PMW-D5	CVVUCR	33	211121 J23	029	
013	SPIRE PMW Ch41-44 . 42gnd		SPB.-	-	S100	12AXD-38	2			12 AX gnd daisy ch to Pin 13 (A4)	CVVUCR	33	211121 J23	004	
-															
020	SPIRE PMW Ch41-44 . 43+		SPB.-	-	S100	12AXD-38	2			200 Ohm/1.0E-09 A	CVVUCR	33	211121 J23	041	
007	SPIRE PMW Ch41-44 . 43-		SPB.-	-	S100	12AXD-38	2			PMW-F5	CVVUCR	33	211121 J23	030	
013	SPIRE PMW Ch41-44 . 43gnd		SPB.-	-	S100	12AXD-38	2			12 AX gnd daisy ch to Pin 13 (A4)	CVVUCR	33	211121 J23	004	

Astrium GmbH	Pin Allocation List (Harness)	Doc.No.: HP-2-ASED-IC-0016
Project: HERSCHEL		Issue: 1.0 Date: 21.04.2004
		Sheet: PAL-2 (of 3)

Connector: 121210 P20 **Function:** SPIRE Bolom. Sign. from HSJFP10 (C5) **Conn.-Type:** MWDM2L-25S-6C3-.630

Item: HSJFP **Location:** 75 / on SPIRE JFET big **Backshell:** 507 T 196 M 25

EMC-Category: 2C/Sig H in Cryostat

Pin	Signal Designation	Interface-Code Circuit	Signal	Pos.	Ch. ID	Wiring	Grouping: Shd	Cable	Twist	Comment	Target-Item	Location	Connector	Pin	New
-															
021	SPIRE PMW Ch41-44 . 44+		SPB.-	-	S100	12AXD-38	2			200 Ohm/1.0E-09 A	CVVUCR	33	211121 J23	053	
008	SPIRE PMW Ch41-44 . 44-		SPB.-	-	S100	12AXD-38	2			PMW-G5	CVVUCR	33	211121 J23	052	
013	SPIRE PMW Ch41-44 . 44gnd		SPB.-	-	S100	12AXD-38	2			12 AX gnd daisy ch to Pin 13 (A4)	CVVUCR	33	211121 J23	004	
013	SPIRE PMW Ch41-44 . SHD02		SPB.-	-	S100	12AXD-38	2			Cable S100 inner Shd daisy ch to Pin 13 (A4)	CVVUCR	33	211121 J23	004	
-	S100 12AXD Outer Shield									Cable S100 outer Shd con to CH (Faraday)					
-															
-															
022	SPIRE PMW Ch45-48 . 45+		SPB.-	-	S101	12AXD-38	3			200 Ohm/1.0E-09 A	CVVUCR	33	211121 J23	009	
009	SPIRE PMW Ch45-48 . 45-		SPB.-	-	S101	12AXD-38	3			PMW-E6	CVVUCR	33	211121 J23	017	
013	SPIRE PMW Ch45-48 . 45gnd		SPB.-	-	S101	12AXD-38	3			12 AX gnd daisy ch to Pin 13 (A4)	CVVUCR	33	211121 J23	004	
-															
023	SPIRE PMW Ch45-48 . 46+		SPB.-	-	S101	12AXD-38	3			200 Ohm/1.0E-09 A	CVVUCR	33	211121 J23	018	
010	SPIRE PMW Ch45-48 . 46-		SPB.-	-	S101	12AXD-38	3			PMW-G6	CVVUCR	33	211121 J23	028	
013	SPIRE PMW Ch45-48 . 46gnd		SPB.-	-	S101	12AXD-38	3			12 AX gnd daisy ch to Pin 13 (A4)	CVVUCR	33	211121 J23	004	
-															
024	SPIRE PMW Ch45-48 . 47+		SPB.-	-	S101	12AXD-38	3			200 Ohm/1.0E-09 A	CVVUCR	33	211121 J23	016	
011	SPIRE PMW Ch45-48 . 47-		SPB.-	-	S101	12AXD-38	3			PMW-F6	CVVUCR	33	211121 J23	027	
013	SPIRE PMW Ch45-48 . 47gnd		SPB.-	-	S101	12AXD-38	3			12 AX gnd daisy ch to Pin 13 (A4)	CVVUCR	33	211121 J23	004	
-															
025	SPIRE PMW Ch45-48 . 48+		SPB.-	-	S101	12AXD-38	3			200 Ohm/1.0E-09 A	CVVUCR	33	211121 J23	040	
012	SPIRE PMW Ch45-48 . 48-		SPB.-	-	S101	12AXD-38	3			PMW-G7	CVVUCR	33	211121 J23	039	
013	SPIRE PMW Ch45-48 . 48gnd		SPB.-	-	S101	12AXD-38	3			12 AX gnd daisy ch to Pin 13 (A4)	CVVUCR	33	211121 J23	004	
013	SPIRE PMW Ch45-48 . SHD03		SPB.-	-	S101	12AXD-38	3			Cable S101 inner Shd daisy ch to Pin 13 (A4)	CVVUCR	33	211121 J23	004	
-	S101 12AXD Outer Shield									Cable S101 outer Shd con to CH (Faraday)					
-															
-															
013	SPIRE PMW B05 GND WIRE A4		SPX.-	-	S454	010B0-30				Not a Wire in Cold !! Routed via Cable SHDs to CVV FThs	CVVUCR	33	211121 J23	004	
-															

Astrium GmbH	Pin Allocation List (Harness)	Doc.No.: HP-2-ASED-IC-0016
Project: HERSCHEL		Issue: 1.0 Date: 21.04.2004
		Sheet: PAL-3 (of 3)

Connector: 121210 P20 **Function:** SPIRE Bolom. Sign. from HSJFP10 (C5) **Conn.-Type:** MWDM2L-25S-6C3-.630

Item: HSJFP **Location:** 75 / on SPIRE JFET big **Backshell:** 507 T 196 M 25

EMC-Category: 2C/Sig H in Cryostat

Pin	Signal Designation	Interface-Code Circuit	Signal	Pos.	Ch. ID	Wiring	Grouping: Shd	Cable	Twist	Comment	Target-Item	Location	Connector	Pin	New
-															
-															
CH	Outer Shields=Faraday Shds									Faraday Shds con to Backshell ECR0039 tbc					
-	Isolation									Harness Branch to be isolated from S/C structure					
-															

Astrium GmbH	Pin Allocation List (Harness)	Doc.No.: HP-2-ASED-IC-0016
Project: HERSCHEL		Issue: 1.0 Date: 21.04.2004
		Sheet: PAL-1 (of 3)

Connector: 121210 P19 For wiring schematic see SIH-CS-04 HSJFP P23 **Function:** SPIRE Bolom. Sign. from HSJFP10 (C5) **Conn.-Type:** MWDM2L-25S-6C3-.630

Item: HSJFP **Location:** 75 / on SPIRE JFET big **Backshell:** 507 T 196 M 25

EMC-Category: 2C/Sig H in Cryostat

Pin	Signal Designation	Interface-Code Circuit	Signal	Pos.	Ch. ID	Wiring	Grouping: Shd	Cable	Twist	Comment	Target-Item	Location	Connector	Pin	New
001	SPIRE PMW Ch25-28 . 25+		SPB.-	-	S094	12AXD-38	1			200 Ohm/1.0E-09 A	CVVUCR	33	211121 J23	090	
014	SPIRE PMW Ch25-28 . 25-		SPB.-	-	S094	12AXD-38	1			PMW-R1	CVVUCR	33	211121 J23	079	
013	SPIRE PMW Ch25-28 . 25gnd		SPB.-	-	S094	12AXD-38	1			12 AX gnd daisy ch to Pin 13 (A3)	CVVUCR	33	211121 J23	047	
-															
002	SPIRE PMW Ch25-28 . 26+		SPB.-	-	S094	12AXD-38	1			200 Ohm/1.0E-09 A	CVVUCR	33	211121 J23	102	
015	SPIRE PMW Ch25-28 . 26-		SPB.-	-	S094	12AXD-38	1			PMW-G1	CVVUCR	33	211121 J23	101	
013	SPIRE PMW Ch25-28 . 26gnd		SPB.-	-	S094	12AXD-38	1			12 AX gnd daisy ch to Pin 13 (A3)	CVVUCR	33	211121 J23	047	
-															
003	SPIRE PMW Ch25-28 . 27+		SPB.-	-	S094	12AXD-38	1			200 Ohm/1.0E-09 A	CVVUCR	33	211121 J23	092	
016	SPIRE PMW Ch25-28 . 27-		SPB.-	-	S094	12AXD-38	1			PMW-T2	CVVUCR	33	211121 J23	091	
013	SPIRE PMW Ch25-28 . 27gnd		SPB.-	-	S094	12AXD-38	1			12 AX gnd daisy ch to Pin 13 (A3)	CVVUCR	33	211121 J23	047	
-															
004	SPIRE PMW Ch25-28 . 28+		SPB.-	-	S094	12AXD-38	1			200 Ohm/1.0E-09 A	CVVUCR	33	211121 J23	103	
017	SPIRE PMW Ch25-28 . 28-		SPB.-	-	S094	12AXD-38	1			PMW-E1	CVVUCR	33	211121 J23	113	
013	SPIRE PMW Ch25-28 . 28gnd		SPB.-	-	S094	12AXD-38	1			12 AX gnd daisy ch to Pin 13 (A3)	CVVUCR	33	211121 J23	047	
013	SPIRE PMW Ch25-28 . SHD01		SPB.-	-	S094	12AXD-38	1			Cable S094 inner Shd daisy ch to Pin 13 (A3)	CVVUCR	33	211121 J23	047	
-	S094 12 AXD Outer Shield									Cable S094 outer Shd con to CH (Faraday)					
-															
-															
005	SPIRE PMW Ch29-32 . 29+		SPB.-	-	S095	12AXD-38	2			200 Ohm/1.0E-09 A	CVVUCR	33	211121 J23	058	
018	SPIRE PMW Ch29-32 . 29-		SPB.-	-	S095	12AXD-38	2			PMW-D1	CVVUCR	33	211121 J23	046	
013	SPIRE PMW Ch29-32 . 29gnd		SPB.-	-	S095	12AXD-38	2			12 AX gnd daisy ch to Pin 13 (A3)	CVVUCR	33	211121 J23	047	
-															
006	SPIRE PMW Ch29-32 . 30+		SPB.-	-	S095	12AXD-38	2			200 Ohm/1.0E-09 A	CVVUCR	33	211121 J23	068	
019	SPIRE PMW Ch29-32 . 30-		SPB.-	-	S095	12AXD-38	2			PMW-F1	CVVUCR	33	211121 J23	057	
013	SPIRE PMW Ch29-32 . 30gnd		SPB.-	-	S095	12AXD-38	2			12 AX gnd daisy ch to Pin 13 (A3)	CVVUCR	33	211121 J23	047	
-															
020	SPIRE PMW Ch29-32 . 31+		SPB.-	-	S095	12AXD-38	2			200 Ohm/1.0E-09 A	CVVUCR	33	211121 J23	069	
007	SPIRE PMW Ch29-32 . 31-		SPB.-	-	S095	12AXD-38	2			PMW-E2	CVVUCR	33	211121 J23	080	
013	SPIRE PMW Ch29-32 . 31gnd		SPB.-	-	S095	12AXD-38	2			12 AX gnd daisy ch to Pin 13 (A3)	CVVUCR	33	211121 J23	047	

Astrium GmbH	**Pin Allocation List** (Harness)	Doc.No.: HP-2-ASED-IC-0016
Project: HERSCHEL		Issue: 1.0 Date: 21.04.2004
		Sheet: PAL-2 (of 3)

Connector: 121210 P19 **Function:** SPIRE Bolom. Sign. from HSJFP10 (C5) **Conn.-Type:** MWDM2L-25S-6C3-.630

Item: HSJFP **Location:** 75 / on SPIRE JFET big **Backshell:** 507 T 196 M 25

EMC-Category: 2C/Sig H in Cryostat

Pin	Signal Designation	Interface-Code Circuit	Signal	Pos.	Ch. ID	Wiring	Grouping: Shd	Cable	Twist	Comment	Target-Item	Location	Connector	Pin	New
-															
021	SPIRE PMW Ch29-32 . 32+		SPB.-	-	S095	12AXD-38	2			200 Ohm/1.0E-09 A	CVVUCR	33	211121 J23	070	
008	SPIRE PMW Ch29-32 . 32-		SPB.-	-	S095	12AXD-38	2			PMW-G2	CVVUCR	33	211121 J23	081	
013	SPIRE PMW Ch29-32 . 32gnd		SPB.-	-	S095	12AXD-38	2			12 AX gnd daisy ch to Pin 13 (A3)	CVVUCR	33	211121 J23	047	
013	SPIRE PMW Ch29-32 . SHD02		SPB.-	-	S095	12AXD-38	2			Cable S095 inner Shd daisy ch to Pin 13 (A3)	CVVUCR	33	211121 J23	047	
-	S095 12AXD Outer Shield									Cable S095 outer Shd con to CH (Faraday)					
-															
-															
022	SPIRE PMW Ch33-36 . 33+		SPB.-	-	S096	12AXD-38	3			200 Ohm/1.0E-09 A	CVVUCR	33	211121 J23	023	
009	SPIRE PMW Ch33-36 . 33-		SPB.-	-	S096	12AXD-38	3			PMW-F2	CVVUCR	33	211121 J23	034	
013	SPIRE PMW Ch33-36 . 33gnd		SPB.-	-	S096	12AXD-38	3			12 AX gnd daisy ch to Pin 13 (A3)	CVVUCR	33	211121 J23	047	
-															
023	SPIRE PMW Ch33-36 . 34+		SPB.-	-	S096	12AXD-38	3			200 Ohm/1.0E-09 A	CVVUCR	33	211121 J23	033	
010	SPIRE PMW Ch33-36 . 34-		SPB.-	-	S096	12AXD-38	3			PMW-G3	CVVUCR	33	211121 J23	045	
013	SPIRE PMW Ch33-36 . 34gnd		SPB.-	-	S096	12AXD-38	3			12 AX gnd daisy ch to Pin 13 (A3)	CVVUCR	33	211121 J23	047	
-															
024	SPIRE PMW Ch33-36 . 35+		SPB.-	-	S096	12AXD-38	3			200 Ohm/1.0E-09 A	CVVUCR	33	211121 J23	044	
011	SPIRE PMW Ch33-36 . 35-		SPB.-	-	S096	12AXD-38	3			PMW-E3	CVVUCR	33	211121 J23	056	
013	SPIRE PMW Ch33-36 . 35gnd		SPB.-	-	S096	12AXD-38	3			12 AX gnd daisy ch to Pin 13 (A3)	CVVUCR	33	211121 J23	047	
-															
025	SPIRE PMW Ch33-36 . 36+		SPB.-	-	S096	12AXD-38	3			200 Ohm/1.0E-09 A	CVVUCR	33	211121 J23	022	
012	SPIRE PMW Ch33-36 . 36-		SPB.-	-	S096	12AXD-38	3			PMW-D3	CVVUCR	33	211121 J23	032	
013	SPIRE PMW Ch33-36 . 36gnd		SPB.-	-	S096	12AXD-38	3			12 AX gnd daisy ch to Pin 13 (A3)	CVVUCR	33	211121 J23	047	
013	SPIRE PMW Ch33-36 . SHD03		SPB.-	-	S096	12AXD-38	3			Cable S096 inner Shd daisy ch to Pin 13 (A3)	CVVUCR	33	211121 J23	047	
-	S096 12AXD Outer Shield									Cable S096 outer Shd con to CH (Faraday)					
-															
-															
013	SPIRE PMW B05 GND WIRE A3		SPX.-	-	S453	010B0-30				Not a Wire in Cold !! Routed via Cable SHDs to CVV FThs	CVVUCR	33	211121 J23	047	
-															

Astrium GmbH	**Pin Allocation List** (Harness)	Doc.No.: HP-2-ASED-IC-0016
Project: HERSCHEL		Issue: 1.0 Date: 21.04.2004
		Sheet: PAL-3 (of 3)

Connector: 121210 P19 **Function:** SPIRE Bolom. Sign. from HSJFP10 (C5) **Conn.-Type:** MWDM2L-25S-6C3-.630

Item: HSJFP **Location:** 75 / on SPIRE JFET big **Backshell:** 507 T 196 M 25

EMC-Category: 2C/Sig H in Cryostat

Pin	Signal Designation	Interface-Code Circuit	Signal	Pos.	Ch. ID	Wiring	Grouping: Shd	Cable	Twist	Comment	Target-Item	Location	Connector	Pin	New
-															
CH	Outer Shields=Faraday Shds									Faraday Shds con to Backshell ECR0039tbc					
-	Isolation									Harness Branch to be isolated from S/C Structure					
-															

Astrium GmbH	**Pin Allocation List**	Doc.No.: HP-2-ASED-IC-0016
Project: HERSCHEL	(Harness)	Issue: 1.0 Date: 21.04.2004
For wiring Schematic see SIH-CS-04 HSJFP P22		Sheet: PAL-1 (of 3)

Connector: 121210 P18 **Function:** SPIRE Bolom. Sign. from HSJFP9 (C5) **Conn.-Type:** MWDM2L-25S-6C3-.630

Item: HSJFP **Location:** 75 / on SPIRE JFET big **Backshell:** 507 T 196 M 25

EMC-Category: 2C/Sig H in Cryostat

Pin	Signal Designation	Interface-Code Circuit	Signal	Pos.	Ch. ID	Wiring	Grouping: Shd	Cable	Twist	Comment	Target-Item	Location	Connector	Pin	New
001	SPIRE PMW Ch13-16 . 13+		SPB.-	-	S090	12AXD-38	1			200 Ohm/1.0E-09 A	CVVUCR	33	211121 J23	086	
014	SPIRE PMW Ch13-16 . 13-		SPB.-	-	S090	12AXD-38	1			PMW-B10	CVVUCR	33	211121 J23	087	
013	SPIRE PMW Ch13-16 . 13gnd		SPB.-	-	S090	12AXD-38	1			12 AX gnd daisy ch to Pin 13 (A2)	CVVUCR	33	211121 J23	128	
-															
002	SPIRE PMW Ch13-16 . 14+		SPB.-	-	S090	12AXD-38	1			200 Ohm/1.0E-09 A	CVVUCR	33	211121 J23	097	
015	SPIRE PMW Ch13-16 . 14-		SPB.-	-	S090	12AXD-38	1			PMW-A10	CVVUCR	33	211121 J23	098	
013	SPIRE PMW Ch13-16 . 14gnd		SPB.-	-	S090	12AXD-38	1			12 AX gnd daisy ch to Pin 13 (A2)	CVVUCR	33	211121 J23	128	
-															
003	SPIRE PMW Ch13-16 . 15+		SPB.-	-	S090	12AXD-38	1			200 Ohm/1.0E-09 A	CVVUCR	33	211121 J23	108	
016	SPIRE PMW Ch13-16 . 15-		SPB.-	-	S090	12AXD-38	1			PMW-D10	CVVUCR	33	211121 J23	109	
013	SPIRE PMW Ch13-16 . 15gnd		SPB.-	-	S090	12AXD-38	1			12 AX gnd daisy ch to Pin 13 (A2)	CVVUCR	33	211121 J23	128	
-															
004	SPIRE PMW Ch13-16 . 16+		SPB.-	-	S090	12AXD-38	1			200 Ohm/1.0E-09 A	CVVUCR	33	211121 J23	116	
017	SPIRE PMW Ch13-16 . 16-		SPB.-	-	S090	12AXD-38	1			PMW-B9	CVVUCR	33	211121 J23	117	
013	SPIRE PMW Ch13-16 . 16gnd		SPB.-	-	S090	12AXD-38	1			12 AX gnd daisy ch to Pin 13 (A2)	CVVUCR	33	211121 J23	128	
013	SPIRE PMW Ch13-16 . SHD01		SPB.-	-	S090	12AXD-38	1			Cable S090 inner Shd daisy ch to Pin 13 (A2)	CVVUCR	33	211121 J23	128	
-	S090 12AXD Outer Shield									Cable S090 outer Shd con to CH (Faraday)					
-															
-															
005	SPIRE PMW Ch17-20 . 17+		SPB.-	-	S091	12AXD-38	2			200 Ohm/1.0E-09 A	CVVUCR	33	211121 J23	055	
018	SPIRE PMW Ch17-20 . 17-		SPB.-	-	S091	12AXD-38	2			PMW-C10	CVVUCR	33	211121 J23	066	
013	SPIRE PMW Ch17-20 . 17gnd		SPB.-	-	S091	12AXD-38	2			12 AX gnd daisy ch to Pin 13 (A2)	CVVUCR	33	211121 J23	128	
-															
006	SPIRE PMW Ch17-20 . 18+		SPB.-	-	S091	12AXD-38	2			200 Ohm/1.0E-09 A	CVVUCR	33	211121 J23	067	
019	SPIRE PMW Ch17-20 . 18-		SPB.-	-	S091	12AXD-38	2			PMW-C9	CVVUCR	33	211121 J23	078	
013	SPIRE PMW Ch17-20 . 18gnd		SPB.-	-	S091	12AXD-38	2			12 AX gnd daisy ch to Pin 13 (A2)	CVVUCR	33	211121 J23	128	
-															
020	SPIRE PMW Ch17-20 . 19+		SPB.-	-	S091	12AXD-38	2			200 Ohm/1.0E-09 A	CVVUCR	33	211121 J23	076	
007	SPIRE PMW Ch17-20 . 19-		SPB.-	-	S091	12AXD-38	2			PMW-A9	CVVUCR	33	211121 J23	077	
013	SPIRE PMW Ch17-20 . 19gnd		SPB.-	-	S091	12AXD-38	2			12 AX gnd daisy ch to Pin 13 (A2)	CVVUCR	33	211121 J23	128	

Astrium GmbH	Pin Allocation List (Harness)	Doc.No.: HP-2-ASED-IC-0016
Project: HERSCHEL		Issue: 1.0 Date: 21.04.2004
		Sheet: PAL-2 (of 3)

Connector: 121210 P18 **Function:** SPIRE Bolom. Sign. from HSJFP9 (C5) **Conn.-Type:** MWDM2L-25S-6C3-.630

Item: HSJFP **Location:** 75 / on SPIRE JFET big **Backshell:** 507 T 196 M 25

EMC-Category: 2C/Sig H in Cryostat

Pin	Signal Designation	Interface-Code Circuit	Signal	Pos.	Ch. ID	Wiring	Grouping: Shd	Cable	Twist	Comment	Target-Item	Location	Connector	Pin	New
-															
021	SPIRE PMW Ch17-20 . 20+		SPB.-	-	S091	12AXD-38	2			200 Ohm/1.0E-09 A	CVVUCR	33	211121 J23	088	
008	SPIRE PMW Ch17-20 . 20-		SPB.-	-	S091	12AXD-38	2			PMW-B8	CVVUCR	33	211121 J23	089	
013	SPIRE PMW Ch17-20 . 20gnd		SPB.-	-	S091	12AXD-38	2			12 AX gnd daisy ch to Pin 13 (A2)	CVVUCR	33	211121 J23	128	
013	SPIRE PMW Ch17-20 . SHD02		SPB.-	-	S091	12AXD-38	2			Cable S091 inner Shd daisy ch to Pin 13 (A2)	CVVUCR	33	211121 J23	128	
-	S091 12AXD Outer Shield									Cable S091 outer Shd con to CH (Faraday)					
-															
-															
022	SPIRE PMW Ch21-24 . 21+		SPB.-	-	S092	12AXD-38	3			200 Ohm/1.0E-09 A	CVVUCR	33	211121 J23	099	
009	SPIRE PMW Ch21-24 . 21-		SPB.-	-	S092	12AXD-38	3			PMW-A8	CVVUCR	33	211121 J23	100	
013	SPIRE PMW Ch21-24 . 21gnd		SPB.-	-	S092	12AXD-38	3			12 AX gnd daisy ch to Pin 13 (A2)	CVVUCR	33	211121 J23	128	
-															
023	SPIRE PMW Ch21-24 . 22+		SPB.-	-	S092	12AXD-38	3			200 Ohm/1.0E-09 A	CVVUCR	33	211121 J23	110	
010	SPIRE PMW Ch21-24 . 22-		SPB.-	-	S092	12AXD-38	3			PMW-D8	CVVUCR	33	211121 J23	111	
013	SPIRE PMW Ch21-24 . 22gnd		SPB.-	-	S092	12AXD-38	3			12 AX gnd daisy ch to Pin 13 (A2)	CVVUCR	33	211121 J23	128	
-															
024	SPIRE PMW Ch21-24 . 23+		SPB.-	-	S092	12AXD-38	3			200 Ohm/1.0E-09 A	CVVUCR	33	211121 J23	118	
011	SPIRE PMW Ch21-24 . 23-		SPB.-	-	S092	12AXD-38	3			PMW-C8	CVVUCR	33	211121 J23	119	
013	SPIRE PMW Ch21-24 . 23gnd		SPB.-	-	S092	12AXD-38	3			12 AX gnd daisy ch to Pin 13 (A2)	CVVUCR	33	211121 J23	128	
-															
025	SPIRE PMW Ch21-24 . 24+		SPB.-	-	S092	12AXD-38	3			200 Ohm/1.0E-09 A	CVVUCR	33	211121 J23	112	
012	SPIRE PMW Ch21-24 . 24-		SPB.-	-	S092	12AXD-38	3			PMW-B7	CVVUCR	33	211121 J23	120	
013	SPIRE PMW Ch21-24 . 24gnd		SPB.-	-	S092	12AXD-38	3			12 AX gnd daisy ch to Pin 13 (A2)	CVVUCR	33	211121 J23	128	
013	SPIRE PMW Ch21-24 . SHD03		SPB.-	-	S092	12AXD-38	3			Cable S092 inner Shd daisy ch to Pin 13 (A2)	CVVUCR	33	211121 J23	128	
-	S092 12AXD Outer Shield									Cable S092 outer Shd con to CH (Faraday)					
-															
-															
013	SPIRE PMW B05 GND WIRE A2		SPX.-	-	S452	010B0-30				Not a Wire in Cold !! Routed via Cable SHDs to CVV FTHs	CVVUCR	33	211121 J23	128	
-															

Astrium GmbH	**Pin Allocation List** (Harness)	Doc.No.: HP-2-ASED-IC-0016
Project: HERSCHEL		Issue: 1.0 Date: 21.04.2004
		Sheet: PAL-3 (of 3)

Connector: 121210 P18 **Function:** SPIRE Bolom. Sign. from HSJFP9 (C5) **Conn.-Type:** MWDM2L-25S-6C3-.630

Item: HSJFP **Location:** 75 / on SPIRE JFET big **Backshell:** 507 T 196 M 25

EMC-Category: 2C/Sig H in Cryostat

Pin	Signal Designation	Interface-Code Circuit	Signal	Pos.	Ch. ID	Wiring	Grouping: Shd	Cable	Twist	Comment	Target-Item	Location	Connector	Pin	New
-															
CH	Outer Shields=Faraday Shds									Faraday Shds con to Backshell ECR0039tbc					
-	Isolation									Harness Branch to be isolated from S/C Structure					
-															

Astrium GmbH		Doc.No.: HP-2-ASED-IC-0016
Project: HERSCHEL	For wiring schematic see SIH-CS-04 HSJFP P21	Issue: 1.0 Date: 21.04.2004
	Pin Allocation List (Harness)	Sheet: PAL-1 (of 3)

Connector: 121210 P17 **Function:** SPIRE Bolom. Sign. from HSJFP9 (C5) **Conn.-Type:** MWDM2L-25S-6C3-.630

Item: HSJFP **Location:** 75 / on SPIRE JFET big **Backshell:** 507 T 196 M 25

EMC-Category: 2C/Sig H in Cryostat

Pin	Signal Designation	Interface-Code Circuit	Signal	Pos.	Ch. ID	Wiring	Grouping: Shd	Cable	Twist	Comment	Target-Item	Location	Connector	Pin	New
001	SPIRE PMW Ch01-04 . 1+		SPB.-	-	S085	12AXD-38	1			200 Ohm/1.0E-09 A	CVVUCR	33	211121 J23	026	
014	SPIRE PMW Ch01-04 . 1-		SPB.-	-	S085	12AXD-38	1			PMW-A13	CVVUCR	33	211121 J23	037	
013	SPIRE PMW Ch01-04 . 1gnd		SPB.-	-	S085	12AXD-38	1			12 AX gnd daisy ch to Pin 13 (A1)	CVVUCR	33	211121 J23	036	
-															
002	SPIRE PMW Ch01-04 . 2+		SPB.-	-	S085	12AXD-38	1			200 Ohm/1.0E-09 A	CVVUCR	33	211121 J23	038	
015	SPIRE PMW Ch01-04 . 2-		SPB.-	-	S085	12AXD-38	1			PMW-T1	CVVUCR	33	211121 J23	049	
013	SPIRE PMW Ch01-04 . 2gnd		SPB.-	-	S085	12AXD-38	1			12 AX gnd daisy ch to Pin 13 (A1)	CVVUCR	33	211121 J23	036	
-															
003	SPIRE PMW Ch01-04 . 3+		SPB.-	-	S085	12AXD-38	1			200 Ohm/1.0E-09 A	CVVUCR	33	211121 J23	048	
016	SPIRE PMW Ch01-04 . 3-		SPB.-	-	S085	12AXD-38	1			PMW-B12	CVVUCR	33	211121 J23	060	
013	SPIRE PMW Ch01-04 . 3gnd		SPB.-	-	S085	12AXD-38	1			12 AX gnd daisy ch to Pin 13 (A1)	CVVUCR	33	211121 J23	036	
-															
004	SPIRE PMW Ch01-04 . 4+		SPB.-	-	S085	12AXD-38	1			200 Ohm/1.0E-09 A	CVVUCR	33	211121 J23	059	
017	SPIRE PMW Ch01-04 . 4-		SPB.-	-	S085	12AXD-38	1			PMW-C13	CVVUCR	33	211121 J23	071	
013	SPIRE PMW Ch01-04 . 4gnd		SPB.-	-	S085	12AXD-38	1			12 AX gnd daisy ch to Pin 13 (A1)	CVVUCR	33	211121 J23	036	
013	SPIRE PMW Ch01-04 . SHD01		SPB.-	-	S085	12AXD-38	1			Cable S085 inner Shd daisy ch to Pin 13 (A1)	CVVUCR	33	211121 J23	036	
-	S085 12AXD Outer Shield									Cable S085 outer Shd con to CH (Faraday)					
-															
-															
005	SPIRE PMW Ch05-08 . 5+		SPB.-	-	S086	12AXD-38	2			200 Ohm/1.0E-09 A	CVVUCR	33	211121 J23	050	
018	SPIRE PMW Ch05-08 . 5-		SPB.-	-	S086	12AXD-38	2			PMW-A12	CVVUCR	33	211121 J23	061	
013	SPIRE PMW Ch05-08 . 5gnd		SPB.-	-	S086	12AXD-38	2			12 AX gnd daisy ch to Pin 13 (A1)	CVVUCR	33	211121 J23	036	
-															
006	SPIRE PMW Ch05-08 . 6+		SPB.-	-	S086	12AXD-38	2			200 Ohm/1.0E-09 A	CVVUCR	33	211121 J23	062	
019	SPIRE PMW Ch05-08 . 6-		SPB.-	-	S086	12AXD-38	2			PMW-D12	CVVUCR	33	211121 J23	051	
013	SPIRE PMW Ch05-08 . 6gnd		SPB.-	-	S086	12AXD-38	2			12 AX gnd daisy ch to Pin 13 (A1)	CVVUCR	33	211121 J23	036	
-															
020	SPIRE PMW Ch05-08 . 7+		SPB.-	-	S086	12AXD-38	2			200 Ohm/1.0E-09 A	CVVUCR	33	211121 J23	063	
007	SPIRE PMW Ch05-08 . 7-		SPB.-	-	S086	12AXD-38	2			PMW-C12	CVVUCR	33	211121 J23	075	
013	SPIRE PMW Ch05-08 . 7gnd		SPB.-	-	S086	12AXD-38	2			12 AX gnd daisy ch to Pin 13 (A1)	CVVUCR	33	211121 J23	036	

Astrium GmbH	**Pin Allocation List** (Harness)	Doc.No.: HP-2-ASED-IC-0016
Project: HERSCHEL		Issue: 1.0 Date: 21.04.2004
		Sheet: PAL-2 (of 3)

Connector: 121210 P17 **Function:** SPIRE Bolom. Sign. from HSJFP9 (C5) **Conn.-Type:** MWDM2L-25S-6C3-.630

Item: HSJFP **Location:** 75 / on SPIRE JFET big **Backshell:** 507 T 196 M 25

EMC-Category: 2C/Sig H in Cryostat

Pin	Signal Designation	Interface-Code Circuit	Signal	Pos.	Ch. ID	Wiring	Grouping: Shd	Cable	Twist	Comment	Target-Item	Location	Connector	Pin	New
-															
021	SPIRE PMW Ch05-08 . 8+		SPB.-	-	S086	12AXD-38	2			200 Ohm/1.0E-09 A	CVVUCR	33	211121 J23	074	
008	SPIRE PMW Ch05-08 . 8-		SPB.-	-	S086	12AXD-38	2			PMW-B11	CVVUCR	33	211121 J23	073	
013	SPIRE PMW Ch05-08 . 8gnd		SPB.-	-	S086	12AXD-38	2			12 AX gnd daisy ch to Pin 13 (A1)	CVVUCR	33	211121 J23	036	
013	SPIRE PMW Ch05-08 . SHD02		SPB.-	-	S086	12AXD-38	2			Cable S086 inner Shd daisy ch to Pin 13 (A1)	CVVUCR	33	211121 J23	036	
-	S086 12AXD Outer Shield									Cable S086 outer Shd con to CH (Faraday)					
-															
-															
022	SPIRE PMW Ch09-12 . 9+		SPB.-	-	S087	12AXD-38	3			200 Ohm/1.0E-09 A	CVVUCR	33	211121 J23	083	
009	SPIRE PMW Ch09-12 . 9-		SPB.-	-	S087	12AXD-38	3			PMW-A11	CVVUCR	33	211121 J23	072	
013	SPIRE PMW Ch09-12 . 9gnd		SPB.-	-	S087	12AXD-38	3			12 AX gnd daisy ch to Pin 13 (A1)	CVVUCR	33	211121 J23	036	
-															
023	SPIRE PMW Ch09-12 . 10+		SPB.-	-	S087	12AXD-38	3			200 Ohm/1.0E-09 A	CVVUCR	33	211121 J23	095	
010	SPIRE PMW Ch09-12 . 10-		SPB.-	-	S087	12AXD-38	3			PMW-A13	CVVUCR	33	211121 J23	084	
013	SPIRE PMW Ch09-12 . 10gnd		SPB.-	-	S087	12AXD-38	3			12 AX gnd daisy ch to Pin 13 (A1)	CVVUCR	33	211121 J23	036	
-															
024	SPIRE PMW Ch09-12 . 11+		SPB.-	-	S087	12AXD-38	3			200 Ohm/1.0E-09 A	CVVUCR	33	211121 J23	096	
011	SPIRE PMW Ch09-12 . 11-		SPB.-	-	S087	12AXD-38	3			PMW-D11	CVVUCR	33	211121 J23	085	
013	SPIRE PMW Ch09-12 . 11gnd		SPB.-	-	S087	12AXD-38	3			12 AX gnd daisy ch to Pin 13 (A1)	CVVUCR	33	211121 J23	036	
-															
025	SPIRE PMW Ch09-12 . 12+		SPB.-	-	S087	12AXD-38	3			200 Ohm/1.0E-09 A	CVVUCR	33	211121 J23	106	
012	SPIRE PMW Ch09-12 . 12-		SPB.-	-	S087	12AXD-38	3			PMW-C11	CVVUCR	33	211121 J23	107	
013	SPIRE PMW Ch09-12 . 12gnd		SPB.-	-	S087	12AXD-38	3			12 AX gnd daisy ch to Pin 13 (A1)	CVVUCR	33	211121 J23	036	
013	SPIRE PMW Ch09-12 . SHD03		SPB.-	-	S087	12AXD-38	3			Cable S087 inner Shd daisy ch to Pin 13 (A1)	CVVUCR	33	211121 J23	036	
-	S087 12AXD Outer Shield									Cable S087 outer Shd con to CH (Faraday)					
-															
-															
013	SPIRE PMW B05 GND WIRE A1		SPX.-	-	S451	010B0-30				Not a Wire in Cold !! Routed via Cable SHDs to CVV FThs	CVVUCR	33	211121 J23	036	
-															

Astrium GmbH	**Pin Allocation List** (Harness)	Doc.No.: HP-2-ASED-IC-0016
Project: HERSCHEL		Issue: 1.0 Date: 21.04.2004
		Sheet: PAL-3 (of 3)

Connector: 121210 P17 **Function:** SPIRE Bolom. Sign. from HSJFP9 (C5) **Conn.-Type:** MWDM2L-25S-6C3-.630

Item: HSJFP **Location:** 75 / on SPIRE JFET big **Backshell:** 507 T 196 M 25

EMC-Category: 2C/Sig H in Cryostat

Pin	Signal Designation	Interface-Code Circuit	Signal	Pos.	Ch. ID	Wiring	Grouping: Shd	Cable	Twist	Comment	Target-Item	Location	Connector	Pin	New
- CH	Outer Shields=Faraday Shds									Faraday Shds con to Backshell ECR0039tbc					
-	Isolation									Harness Branch to be isolated from S/C structure					
-															

Astrium GmbH		Doc.No.: HP-2-ASED-IC-0016
Project: HERSCHEL	For wiring Schematic see SIH-CS-04 HSJFP P24	Issue: 1.0 Date: 21.04.2004
	Pin Allocation List (Harness)	Sheet: PAL-1 (of 3)

Connector: 121210 P16 **Function:** SPIRE Bolom. Sign. from HSJFP8 (C6) **Conn.-Type:** MWDM2L-25S-6C3-.630

Item: HSJFP **Location:** 75 / on SPIRE JFET big **Backshell:** 507 T 196 M 25

EMC-Category: 2C/Sig H in Cryostat

Pin	Signal Designation	Interface-Code Circuit	Signal	Pos.	Ch. ID	Wiring	Grouping: Shd	Cable	Twist	Comment	Target-Item	Location	Connector	Pin	New
001	SPIRE PLW Ch37-40 . 37+		SPA.-	-	S118	12AXD-38	1			200 Ohm/1.0E-09 A	CVVUCR	33	211121 J24	013	
014	SPIRE PLW Ch37-40 . 37-		SPA.-	-	S118	12AXD-38	1			PLW-E5	CVVUCR	33	211121 J24	012	
013	SPIRE PLW Ch37-40 . 37gnd		SPA.-	-	S118	12AXD-38	1			12AX gnd daisy ch to Pin 13 (A4)	CVVUCR	33	211121 J24	004	
-															
002	SPIRE PLW Ch37-40 . 38+		SPA.-	-	S118	12AXD-38	1			200 Ohm/1.0E-09 A	CVVUCR	33	211121 J24	021	
015	SPIRE PLW Ch37-40 . 38-		SPA.-	-	S118	12AXD-38	1			PLW-C6	CVVUCR	33	211121 J24	020	
013	SPIRE PLW Ch37-40 . 38gnd		SPA.-	-	S118	12AXD-38	1			12AX gnd daisy ch to Pin 13 (A4)	CVVUCR	33	211121 J24	004	
-															
003	SPIRE PLW Ch37-40 . 39+		SPA.-	-	S118	12AXD-38	1			200 Ohm/1.0E-09 A	CVVUCR	33	211121 J24	031	
016	SPIRE PLW Ch37-40 . 39-		SPA.-	-	S118	12AXD-38	1			PLW-C8	CVVUCR	33	211121 J24	043	
013	SPIRE PLW Ch37-40 . 39gnd		SPA.-	-	S118	12AXD-38	1			12AX gnd daisy ch to Pin 13 (A4)	CVVUCR	33	211121 J24	004	
-															
004	SPIRE PLW Ch37-40 . 40+		SPA.-	-	S118	12AXD-38	1			200 Ohm/1.0E-09 A	CVVUCR	33	211121 J24	042	
017	SPIRE PLW Ch37-40 . 40-		SPA.-	-	S118	12AXD-38	1			PLW-D5	CVVUCR	33	211121 J24	054	
013	SPIRE PLW Ch37-40 . 40gnd		SPA.-	-	S118	12AXD-38	1			12AX gnd daisy ch to Pin 13 (A4)	CVVUCR	33	211121 J24	004	
013	SPIRE PLW Ch37-40 . SHD01		SPA.-	-	S118	12AXD-38	1			Cable S118 inner Shd daisy ch to Pin 13 (A4)	CVVUCR	33	211121 J24	004	
-	S118 12AXD Outer Shield									Cable S118 outer Shd con to CH (Faraday)					
-															
-															
005	SPIRE PLW Ch41-44 . 41+		SPA.-	-	S119	12AXD-38	2			200 Ohm/1.0E-09 A	CVVUCR	33	211121 J24	010	
018	SPIRE PLW Ch41-44 . 41-		SPA.-	-	S119	12AXD-38	2			PLW-D6	CVVUCR	33	211121 J24	011	
013	SPIRE PLW Ch41-44 . 41gnd		SPA.-	-	S119	12AXD-38	2			12AX gnd daisy ch to Pin 13 (A4)	CVVUCR	33	211121 J24	004	
-															
006	SPIRE PLW Ch41-44 . 42+		SPA.-	-	S119	12AXD-38	2			200 Ohm/1.0E-09 A	CVVUCR	33	211121 J24	019	
019	SPIRE PLW Ch41-44 . 42-		SPA.-	-	S119	12AXD-38	2			PLW-D7	CVVUCR	33	211121 J24	029	
013	SPIRE PLW Ch41-44 . 42gnd		SPA.-	-	S119	12AXD-38	2			12AX gnd daisy ch to Pin 13 (A4)	CVVUCR	33	211121 J24	004	
-															
020	SPIRE PLW Ch41-44 . 43+		SPA.-	-	S119	12AXD-38	2			200 Ohm/1.0E-09 A	CVVUCR	33	211121 J24	041	
007	SPIRE PLW Ch41-44 . 43-		SPA.-	-	S119	12AXD-38	2			PLW-D8	CVVUCR	33	211121 J24	030	
013	SPIRE PLW Ch41-44 . 43gnd		SPA.-	-	S119	12AXD-38	2			12AX gnd daisy ch to Pin 13 (A4)	CVVUCR	33	211121 J24	004	

Astrium GmbH	Pin Allocation List (Harness)	Doc.No.: HP-2-ASED-IC-0016
Project: HERSCHEL		Issue: 1.0 Date: 21.04.2004
		Sheet: PAL-2 (of 3)

Connector: 121210 P16 **Function:** SPIRE Bolom. Sign. from HSJFP8 (C6) **Conn.-Type:** MWDM2L-25S-6C3-.630

Item: HSJFP **Location:** 75 / on SPIRE JFET big **Backshell:** 507 T 196 M 25

EMC-Category: 2C/Sig H in Cryostat

Pin	Signal Designation	Interface-Code Circuit	Signal	Pos.	Ch. ID	Wiring	Grouping: Shd	Cable	Twist	Comment	Target-Item	Location	Connector	Pin	New
-															
021	SPIRE PLW Ch41-44 . 44+		SPA.-	-	S119	12AXD-38	2			200 Ohm/1.0E-09 A	CVVUCR	33	211121 J24	053	
008	SPIRE PLW Ch41-44 . 44-		SPA.-	-	S119	12AXD-38	2			PLW-E7	CVVUCR	33	211121 J24	052	
013	SPIRE PLW Ch41-44 . 44gnd		SPA.-	-	S119	12AXD-38	2			12AX gnd daisy ch to Pin 13 (A4)	CVVUCR	33	211121 J24	004	
013	SPIRE PLW Ch41-44 . SHD02		SPA.-	-	S119	12AXD-38	2			Cable S119 inner Shd daisy ch to Pin 13 (A4)	CVVUCR	33	211121 J24	004	
-	S119 12AXD Outer Shield									Cable S119 outer Shd con to CH (Faraday)					
-															
-															
022	SPIRE PLW Ch45-48 . 45+		SPA.-	-	S120	12AXD-38	3			200 Ohm/1.0E-09 A	CVVUCR	33	211121 J24	009	
009	SPIRE PLW Ch45-48 . 45-		SPA.-	-	S120	12AXD-38	3			PLW-E6	CVVUCR	33	211121 J24	017	
013	SPIRE PLW Ch45-48 . 45gnd		SPA.-	-	S120	12AXD-38	3			12AX gnd daisy ch to Pin 13 (A4)	CVVUCR	33	211121 J24	004	
-															
023	SPIRE PLW Ch45-48 . 46+		SPA.-	-	S120	12AXD-38	3			200 Ohm/1.0E-09 A	CVVUCR	33	211121 J24	018	
010	SPIRE PLW Ch45-48 . 46-		SPA.-	-	S120	12AXD-38	3			PLW-E8	CVVUCR	33	211121 J24	028	
013	SPIRE PLW Ch45-48 . 46gnd		SPA.-	-	S120	12AXD-38	3			12AX gnd daisy ch to Pin 13 (A4)	CVVUCR	33	211121 J24	004	
-															
024	SPIRE PLW Ch45-48 . 47+		SPA.-	-	S120	12AXD-38	3			200 Ohm/1.0E-09 A	CVVUCR	33	211121 J24	016	
011	SPIRE PLW Ch45-48 . 47-		SPA.-	-	S120	12AXD-38	3			PLW-DK2	CVVUCR	33	211121 J24	027	
013	SPIRE PLW Ch45-48 . 47gnd		SPA.-	-	S120	12AXD-38	3			12AX gnd daisy ch to Pin 13 (A4)	CVVUCR	33	211121 J24	004	
-															
025	SPIRE PLW Ch45-48 . 48+		SPA.-	-	S120	12AXD-38	3			200 Ohm/1.0E-09 A	CVVUCR	33	211121 J24	040	
012	SPIRE PLW Ch45-48 . 48-		SPA.-	-	S120	12AXD-38	3			PLW-E9	CVVUCR	33	211121 J24	039	
013	SPIRE PLW Ch45-48 . 48gnd		SPA.-	-	S120	12AXD-38	3			12AX gnd daisy ch to Pin 13 (A4)	CVVUCR	33	211121 J24	004	
013	SPIRE PLW Ch45-48 . SHD03		SPA.-	-	S120	12AXD-38	3			Cable S120 inner Shd daisy ch to Pin 13 (A4)	CVVUCR	33	211121 J24	004	
-	S120 12AXD Outer Shield									Cable S120 outer Shd con to CH (Faraday)					
-															
-															
013	SPIRE PMW B06 GND WIRE A4		SPX.-	-	S464	010B0-30				Not a Wire in Cold !! Routed via Cable SHDs to CVV FThs	CVVUCR	33	211121 J24	004	
-															

Astrium GmbH	Pin Allocation List (Harness)	Doc.No.: HP-2-ASED-IC-0016
Project: HERSCHEL		Issue: 1.0 Date: 21.04.2004
		Sheet: PAL-3 (of 3)

Connector: 121210 P16 **Function:** SPIRE Bolom. Sign. from HSJFP8 (C6) **Conn.-Type:** MWDM2L-25S-6C3-.630

Item: HSJFP **Location:** 75 / on SPIRE JFET big **Backshell:** 507 T 196 M 25

EMC-Category: 2C/Sig H in Cryostat

Pin	Signal Designation	Interface-Code Circuit	Signal	Pos.	Ch. ID	Wiring	Grouping: Shd	Cable	Twist	Comment	Target-Item	Location	Connector	Pin	New
-															
CH	Outer Shields=Faraday Shield									Faraday Shds con to Backshell ECR0039tbc					
-	Isolation									Harness Branch to be isolated from S/C Structure					
-															

Astrium GmbH		Doc.No.: HP-2-ASED-IC-0016
Project: HERSCHEL	For wiring schematic see SIIt-CS-04 HSJFP P23	Issue: 1.0 Date: 21.04.2004
	Pin Allocation List (Harness)	Sheet: PAL-1 (of 3)

Connector: 121210 P15 **Function:** SPIRE Bolom. Sign. from HSJFP8 (C6) **Conn.-Type:** MWDM2L-25S-6C3-.630

Item: HSJFP **Location:** 75 / on SPIRE JFET big **Backshell:** 507 T 196 M 25

EMC-Category: 2C/Sig H in Cryostat

Pin	Signal Designation	Interface-Code Circuit	Signal	Pos.	Ch. ID	Wiring	Grouping: Shd	Cable	Twist	Comment	Target-Item	Location	Connector	Pin	New
001	SPIRE PLW Ch25-28 . 25+		SPA.-	-	S113	12AXD-38	1			200 Ohm/1.0E-09 A	CVVUCR	33	211121 J24	090	
014	SPIRE PLW Ch25-28 . 25-		SPA.-	-	S113	12AXD-38	1			PLW-E1	CVVUCR	33	211121 J24	079	
013	SPIRE PLW Ch25-28 . 25gnd		SPA.-	-	S113	12AXD-38	1			12AX gnd daisy ch to Pin 13 (A3)	CVVUCR	33	211121 J24	047	
-															
002	SPIRE PLW Ch25-28 . 26+		SPA.-	-	S113	12AXD-38	1			200 Ohm/1.0E-09 A	CVVUCR	33	211121 J24	102	
015	SPIRE PLW Ch25-28 . 26-		SPA.-	-	S113	12AXD-38	1			PLW-E2	CVVUCR	33	211121 J24	101	
013	SPIRE PLW Ch25-28 . 26gnd		SPA.-	-	S113	12AXD-38	1			12AX gnd daisy ch to Pin 13 (A3)	CVVUCR	33	211121 J24	047	
-															
003	SPIRE PLW Ch25-28 . 27+		SPA.-	-	S113	12AXD-38	1			200 Ohm/1.0E-09 A	CVVUCR	33	211121 J24	092	
016	SPIRE PLW Ch25-28 . 27-		SPA.-	-	S113	12AXD-38	1			PLW-E3	CVVUCR	33	211121 J24	091	
013	SPIRE PLW Ch25-28 . 27gnd		SPA.-	-	S113	12AXD-38	1			12AX gnd daisy ch to Pin 13 (A3)	CVVUCR	33	211121 J24	047	
-															
004	SPIRE PLW Ch25-28 . 28+		SPA.-	-	S113	12AXD-38	1			200 Ohm/1.0E-09 A	CVVUCR	33	211121 J24	103	
017	SPIRE PLW Ch25-28 . 28-		SPA.-	-	S113	12AXD-38	1			PLW-E4	CVVUCR	33	211121 J24	113	
013	SPIRE PLW Ch25-28 . 28gnd		SPA.-	-	S113	12AXD-38	1			12AX gnd daisy ch to Pin 13 (A3)	CVVUCR	33	211121 J24	047	
013	SPIRE PLW Ch25-28 . SHD01		SPA.-	-	S113	12AXD-38	1			Cable S113 inner Shd daisy ch to Pin 13 (A3)	CVVUCR	33	211121 J24	047	
-	S113 12AXD Outer Shield									Cable S113 outer Shd con to CH (Faraday)					
-															
-															
005	SPIRE PLW Ch29-32 . 29+		SPA.-	-	S114	12AXD-38	2			200 Ohm/1.0E-09 A	CVVUCR	33	211121 J24	058	
018	SPIRE PLW Ch29-32 . 29-		SPA.-	-	S114	12AXD-38	2			PLW-D1	CVVUCR	33	211121 J24	046	
013	SPIRE PLW Ch29-32 . 29gnd		SPA.-	-	S114	12AXD-38	2			12AX gnd daisy ch to Pin 13 (A3)	CVVUCR	33	211121 J24	047	
-															
006	SPIRE PLW Ch29-32 . 30+		SPA.-	-	S114	12AXD-38	2			200 Ohm/1.0E-09 A	CVVUCR	33	211121 J24	068	
019	SPIRE PLW Ch29-32 . 30-		SPA.-	-	S114	12AXD-38	2			PLW-D2	CVVUCR	33	211121 J24	057	
013	SPIRE PLW Ch29-32 . 30gnd		SPA.-	-	S114	12AXD-38	2			12AX gnd daisy ch to Pin 13 (A3)	CVVUCR	33	211121 J24	047	
-															
020	SPIRE PLW Ch29-32 . 31+		SPA.-	-	S114	12AXD-38	2			200 Ohm/1.0E-09 A	CVVUCR	33	211121 J24	069	
007	SPIRE PLW Ch29-32 . 31-		SPA.-	-	S114	12AXD-38	2			PLW-D3	CVVUCR	33	211121 J24	080	
013	SPIRE PLW Ch29-32 . 31gnd		SPA.-	-	S114	12AXD-38	2			12AX gnd daisy ch to Pin 13 (A3)	CVVUCR	33	211121 J24	047	

Astrium GmbH	**Pin Allocation List**	Doc.No.: HP-2-ASED-IC-0016
Project: HERSCHEL	**(Harness)**	Issue: 1.0 Date: 21.04.2004
		Sheet: PAL-2 (of 3)

Connector: 121210 P15 **Function:** SPIRE Bolom. Sign. from HSJFP8 (C6) **Conn.-Type:** MWDM2L-25S-6C3-.630

Item: HSJFP **Location:** 75 / on SPIRE JFET big **Backshell:** 507 T 196 M 25

EMC-Category: 2C/Sig H in Cryostat

Pin	Signal Designation	Interface-Code Circuit	Signal	Pos.	Ch. ID	Wiring	Grouping: Shd	Cable	Twist	Comment	Target-Item	Location	Connector	Pin	New
-															
021	SPIRE PLW Ch29-32 . 32+		SPA.-	-	S114	12AXD-38	2			200 Ohm/1.0E-09 A	CVVUCR	33	211121 J24	070	
008	SPIRE PLW Ch29-32 . 32-		SPA.-	-	S114	12AXD-38	2			PLW-D4	CVVUCR	33	211121 J24	081	
013	SPIRE PLW Ch29-32 . 32gnd		SPA.-	-	S114	12AXD-38	2			12AX gnd daisy ch to Pin 13	CVVUCR	33	211121 J24	047	
013	SPIRE PLW Ch29-32 . SHD02		SPA.-	-	S114	12AXD-38	2			Cable S114 inner Shd daisy ch to Pin 13 (A3)	CVVUCR	33	211121 J24	047	
-	S114 12AXD Outer Shield									Cable S114 outer Shd con to CH (Faraday)					
-															
-															
022	SPIRE PLW Ch33-36 . 33+		SPA.-	-	S115	12AXD-38	3			200 Ohm/1.0E-09 A	CVVUCR	33	211121 J24	023	
009	SPIRE PLW Ch33-36 . 33-		SPA.-	-	S115	12AXD-38	3			PLW-C1	CVVUCR	33	211121 J24	034	
013	SPIRE PLW Ch33-36 . 33gnd		SPA.-	-	S115	12AXD-38	3			12AX gnd daisy ch to Pin 13 (A3)	CVVUCR	33	211121 J24	047	
-															
023	SPIRE PLW Ch33-36 . 34+		SPA.-	-	S115	12AXD-38	3			200 Ohm/1.0E-09 A	CVVUCR	33	211121 J24	033	
010	SPIRE PLW Ch33-36 . 34-		SPA.-	-	S115	12AXD-38	3			PLW-C3	CVVUCR	33	211121 J24	045	
013	SPIRE PLW Ch33-36 . 34gnd		SPA.-	-	S115	12AXD-38	3			12AX gnd daisy ch to Pin 13 (A3)	CVVUCR	33	211121 J24	047	
-															
024	SPIRE PLW Ch33-36 . 35+		SPA.-	-	S115	12AXD-38	3			200 Ohm/1.0E-09 A	CVVUCR	33	211121 J24	044	
011	SPIRE PLW Ch33-36 . 35-		SPA.-	-	S115	12AXD-38	3			PLW-C5	CVVUCR	33	211121 J24	056	
013	SPIRE PLW Ch33-36 . 35gnd		SPA.-	-	S115	12AXD-38	3			12AX gnd daisy ch to Pin 13 (A3)	CVVUCR	33	211121 J24	047	
-															
025	SPIRE PLW Ch33-36 . 36+		SPA.-	-	S115	12AXD-38	3			200 Ohm/1.0E-09 A	CVVUCR	33	211121 J24	022	
012	SPIRE PLW Ch33-36 . 36-		SPA.-	-	S115	12AXD-38	3			PLW-T2	CVVUCR	33	211121 J24	032	
013	SPIRE PLW Ch33-36 . 36gnd		SPA.-	-	S115	12AXD-38	3			12AX gnd daisy ch to Pin 13 (A3)	CVVUCR	33	211121 J24	047	
013	SPIRE PLW Ch33-36 . SHD03		SPA.-	-	S115	12AXD-38	3			Cable S115 inner Shd daisy ch to Pin 13 (A3)	CVVUCR	33	211121 J24	047	
-	S115 12AXD Outer Shield									Cable S115 outer Shd con to CH (Faraday)					
-															
-															
013	SPIRE PMW B06 GND WIRE A3		SPX.-	-	S463	010B0-30				Not a Wire in Cold !! Routed via Cable SHDs to CVV FThs	CVVUCR	33	211121 J24	047	
-															
-															

Astrium GmbH	**Pin Allocation List** (Harness)	Doc.No.: HP-2-ASED-IC-0016
Project: HERSCHEL		Issue: 1.0 Date: 21.04.2004
		Sheet: PAL-3 (of 3)

Connector: 121210 P15 **Function:** SPIRE Bolom. Sign. from HSJFP8 (C6) **Conn.-Type:** MWDM2L-25S-6C3-.630

Item: HSJFP **Location:** 75 / on SPIRE JFET big **Backshell:** 507 T 196 M 25

EMC-Category: 2C/Sig H in Cryostat

Pin	Signal Designation	Interface-Code Circuit	Signal	Pos.	Ch. ID	Wiring	Grouping: Shd	Cable	Twist	Comment	Target-Item	Location	Connector	Pin	New
CH	Outer Shds = Faraday Shds									Faraday Shields con to Backshell ECR0039tbc					
-	Isolation									Harness Branch to be isolated from S/C Structure					
-															

Astrium GmbH		Doc.No.: HP-2-ASED-IC-0016
Project: HERSCHEL	For wiring schematic see SIH-CS-04 HSJFP P22	Issue: 1.0 Date: 21.04.2004
	Pin Allocation List (Harness)	Sheet: PAL-1 (of 3)

Connector: 121210 P14 **Function:** SPIRE Bolom. Sign. from HSJFP7 (C6) **Conn.-Type:** MWDM2L-25S-6C3-.630

Item: HSJFP **Location:** 75 / on SPIRE JFET big **Backshell:** 507 T 196 M 25

EMC-Category: 2C/Sig H in Cryostat

Pin	Signal Designation	Interface-Code Circuit	Signal	Pos.	Ch. ID	Wiring	Grouping: Shd	Cable	Twist	Comment	Target-Item	Location	Connector	Pin	New
001	SPIRE PLW Ch13-16 . 13+		SPA.-	-	S109	12AXD-38	1			200 Ohm/1.0E-09 A	CVVUCR	33	211121 J24	086	
014	SPIRE PLW Ch13-16 . 13-		SPA.-	-	S109	12AXD-38	1			PLW-T1	CVVUCR	33	211121 J24	087	
013	SPIRE PLW Ch13-16 . 13gnd		SPA.-	-	S109	12AXD-38	1			12AX gnd daisy ch to Pin 13 (A2)	CVVUCR	33	211121 J24	128	
-															
002	SPIRE PLW Ch13-16 . 14+		SPA.-	-	S109	12AXD-38	1			200 Ohm/1.0E-09 A	CVVUCR	33	211121 J24	097	
015	SPIRE PLW Ch13-16 . 14-		SPA.-	-	S109	12AXD-38	1			PLW-B4	CVVUCR	33	211121 J24	098	
013	SPIRE PLW Ch13-16 . 14gnd		SPA.-	-	S109	12AXD-38	1			12AX gnd daisy ch to Pin 13 (A2)	CVVUCR	33	211121 J24	128	
-															
003	SPIRE PLW Ch13-16 . 15+		SPA.-	-	S109	12AXD-38	1			200 Ohm/1.0E-09 A	CVVUCR	33	211121 J24	108	
016	SPIRE PLW Ch13-16 . 15-		SPA.-	-	S109	12AXD-38	1			PLW-C4	CVVUCR	33	211121 J24	109	
013	SPIRE PLW Ch13-16 . 15gnd		SPA.-	-	S109	12AXD-38	1			12AX gnd daisy ch to Pin 13 (A2)	CVVUCR	33	211121 J24	128	
-															
004	SPIRE PLW Ch13-16 . 16+		SPA.-	-	S109	12AXD-38	1			200 Ohm/1.0E-09 A	CVVUCR	33	211121 J24	116	
017	SPIRE PLW Ch13-16 . 16-		SPA.-	-	S109	12AXD-38	1			PLW-B3	CVVUCR	33	211121 J24	117	
013	SPIRE PLW Ch13-16 . 16gnd		SPA.-	-	S109	12AXD-38	1			12AX gnd daisy ch to Pin 13 (A2)	CVVUCR	33	211121 J24	128	
013	SPIRE PLW Ch13-16 . SHD01		SPA.-	-	S109	12AXD-38	1			Cable S109 inner Shd daisy ch to Pin 13 (A2)	CVVUCR	33	211121 J24	128	
-	S109 12AXD Outer Shield									Cable S109 outer Shd con to CH (Faraday)					
-															
-															
005	SPIRE PLW Ch17-20 . 17+		SPA.-	-	S110	12AXD-38	2			200 Ohm/1.0E-09 A	CVVUCR	33	211121 J24	055	
018	SPIRE PLW Ch17-20 . 17-		SPA.-	-	S110	12AXD-38	2			PLW-C2	CVVUCR	33	211121 J24	066	
013	SPIRE PLW Ch17-20 . 17gnd		SPA.-	-	S110	12AXD-38	2			12AX gnd daisy ch to Pin 13 (A2)	CVVUCR	33	211121 J24	128	
-															
006	SPIRE PLW Ch17-20 . 18+		SPA.-	-	S110	12AXD-38	2			200 Ohm/1.0E-09 A	CVVUCR	33	211121 J24	067	
019	SPIRE PLW Ch17-20 . 18-		SPA.-	-	S110	12AXD-38	2			PLW-B2	CVVUCR	33	211121 J24	078	
013	SPIRE PLW Ch17-20 . 18gnd		SPA.-	-	S110	12AXD-38	2			12AX gnd daisy ch to Pin 13 (A2)	CVVUCR	33	211121 J24	128	
-															
020	SPIRE PLW Ch17-20 . 19+		SPA.-	-	S110	12AXD-38	2			200 Ohm/1.0E-09 A	CVVUCR	33	211121 J24	076	
007	SPIRE PLW Ch17-20 . 19-		SPA.-	-	S110	12AXD-38	2			PLW-B1	CVVUCR	33	211121 J24	077	
013	SPIRE PLW Ch17-20 . 19gnd		SPA.-	-	S110	12AXD-38	2			12AX gnd daisy ch to Pin 13 (A2)	CVVUCR	33	211121 J24	128	

Astrium GmbH	**Pin Allocation List**	Doc.No.: HP-2-ASED-IC-0016
Project: HERSCHEL	**(Harness)**	Issue: 1.0 Date: 21.04.2004
		Sheet: PAL-2 (of 3)

Connector: 121210 P14
Item: HSJFP
EMC-Category: 2C/Sig H in Cryostat

Function: SPIRE Bolom. Sign. from HSJFP7 (C6)
Location: 75 / on SPIRE JFET big

Conn.-Type: MWDM2L-25S-6C3-.630
Backshell: 507 T 196 M 25

Pin	Signal Designation	Interface-Code Circuit	Signal	Pos.	Ch. ID	Wiring	Grouping: Shd	Cable	Twist	Comment	Target-Item	Location	Connector	Pin	New
-															
021	SPIRE PLW Ch17-20 . 20+		SPA.-	-	S110	12AXD-38	2			200 Ohm/1.0E-09 A	CVVUCR	33	211121 J24	088	
008	SPIRE PLW Ch17-20 . 20-		SPA.-	-	S110	12AXD-38	2			PLW-A3	CVVUCR	33	211121 J24	089	
013	SPIRE PLW Ch17-20 . 20gnd		SPA.-	-	S110	12AXD-38	2			12AX gnd daisy ch to Pin 13 (A2)	CVVUCR	33	211121 J24	128	
013	SPIRE PLW Ch17-20 . SHD02		SPA.-	-	S110	12AXD-38	2			Cable S110 inner Shd daisy ch to Pin 13 (A2)	CVVUCR	33	211121 J24	128	
-	S110 12AXD Outer Shield									Cable S110 outer Shd con to CH (Faraday)					
-															
-															
022	SPIRE PLW Ch21-24 . 21+		SPA.-	-	S111	12AXD-38	3			200 Ohm/1.0E-09 A	CVVUCR	33	211121 J24	099	
009	SPIRE PLW Ch21-24 . 21-		SPA.-	-	S111	12AXD-38	3			PLW-A4	CVVUCR	33	211121 J24	100	
013	SPIRE PLW Ch21-24 . 21gnd		SPA.-	-	S111	12AXD-38	3			12AX gnd daisy ch to Pin 13 (A2)	CVVUCR	33	211121 J24	128	
-															
023	SPIRE PLW Ch21-24 . 22+		SPA.-	-	S111	12AXD-38	3			200 Ohm/1.0E-09 A	CVVUCR	33	211121 J24	110	
010	SPIRE PLW Ch21-24 . 22-		SPA.-	-	S111	12AXD-38	3			PLW-A1	CVVUCR	33	211121 J24	111	
013	SPIRE PLW Ch21-24 . 22gnd		SPA.-	-	S111	12AXD-38	3			12AX gnd daisy ch to Pin 13 (A2)	CVVUCR	33	211121 J24	128	
-															
024	SPIRE PLW Ch21-24 . 23+		SPA.-	-	S111	12AXD-38	3			200 Ohm/1.0E-09 A	CVVUCR	33	211121 J24	118	
011	SPIRE PLW Ch21-24 . 23-		SPA.-	-	S111	12AXD-38	3			PLW-DK1	CVVUCR	33	211121 J24	119	
013	SPIRE PLW Ch21-24 . 23gnd		SPA.-	-	S111	12AXD-38	3			12AX gnd daisy ch to Pin 13 (A2)	CVVUCR	33	211121 J24	128	
-															
025	SPIRE PLW Ch21-24 . 24+		SPA.-	-	S111	12AXD-38	3			200 Ohm/1.0E-09 A	CVVUCR	33	211121 J24	112	
012	SPIRE PLW Ch21-24 . 24-		SPA.-	-	S111	12AXD-38	3			PLW-A2	CVVUCR	33	211121 J24	120	
013	SPIRE PLW Ch21-24 . 24gnd		SPA.-	-	S111	12AXD-38	3			12AX gnd daisy ch to Pin 13 (A2)	CVVUCR	33	211121 J24	128	
013	SPIRE PLW Ch21-24 . SHD03		SPA.-	-	S111	12AXD-38	3			Cable S111 inner Shd daisy ch to Pin 13 (A2)	CVVUCR	33	211121 J24	128	
-	S111 12AXD Outer Shield									Cable S111 outer Shd con to CH (Faraday)					
-															
-															
013	SPIRE PMW B06 GND WIRE A2		SPX.-	-	S462	010B0-30				Not a Wire in Cold !! Routed via Cable SHDs to CVV FTHs	CVVUCR	33	211121 J24	128	
-															

Astrium GmbH	**Pin Allocation List** (Harness)	Doc.No.: HP-2-ASED-IC-0016
Project: HERSCHEL		Issue: 1.0 Date: 21.04.2004
		Sheet: PAL-3 (of 3)

Connector: 121210 P14 **Function:** SPIRE Bolom. Sign. from HSJFP7 (C6) **Conn.-Type:** MWDM2L-25S-6C3-.630

Item: HSJFP **Location:** 75 / on SPIRE JFET big **Backshell:** 507 T 196 M 25

EMC-Category: 2C/Sig H in Cryostat

Pin	Signal Designation	Interface-Code Circuit	Signal	Pos.	Ch. ID	Wiring	Grouping: Shd	Cable	Twist	Comment	Target-Item	Location	Connector	Pin	New
-															
CH	Outer Shields=Farady Shds									Faraday Shds con to Backshell ECR0039tbc					
-	Isolation									Harness Branch to be isolated from S/C Structure					
-															

Astrium GmbH		Doc.No.: HP-2-ASED-IC-0016
Project: HERSCHEL	For wiring Schemalic see SIH-CS-04 HSJFP P21	Issue: 1.0 Date: 21.04.2004
	Pin Allocation List (Harness)	Sheet: PAL-1 (of 3)

Connector: 121210 P13 **Function:** SPIRE Bolom. Sign. from HSJFP7 (C6) **Conn.-Type:** MWDM2L-25S-6C3-.630

Item: HSJFP **Location:** 75 / on SPIRE JFET big **Backshell:** 507 T 196 M 25

EMC-Category: 2C/Sig H in Cryostat

Pin	Signal Designation	Interface-Code Circuit	Signal	Pos.	Ch. ID	Wiring	Grouping: Shd	Cable	Twist	Comment	Target-Item	Location	Connector	Pin	New
001	SPIRE PLW Ch01-04 . 1+		SPA.-	-	S104	12AXD-38	1			200 Ohm/1.0E-09 A	CVVUCR	33	211121 J24	026	
014	SPIRE PLW Ch01-04 . 1-		SPA.-	-	S104	12AXD-38	1			PLW-R1	CVVUCR	33	211121 J24	037	
013	SPIRE PLW Ch01-04 . 1gnd		SPA.-	-	S104	12AXD-38	1			12AX gnd daisy ch to Pin 13 (A1)	CVVUCR	33	211121 J24	036	
-															
002	SPIRE PLW Ch01-04 . 2+		SPA.-	-	S104	12AXD-38	1			200 Ohm/1.0E-09 A	CVVUCR	33	211121 J24	038	
015	SPIRE PLW Ch01-04 . 2-		SPA.-	-	S104	12AXD-38	1			PLW-A8	CVVUCR	33	211121 J24	049	
013	SPIRE PLW Ch01-04 . 2gnd		SPA.-	-	S104	12AXD-38	1			12AX gnd daisy ch to Pin 13 (A1)	CVVUCR	33	211121 J24	036	
-															
003	SPIRE PLW Ch01-04 . 3+		SPA.-	-	S104	12AXD-38	1			200 Ohm/1.0E-09 A	CVVUCR	33	211121 J24	048	
016	SPIRE PLW Ch01-04 . 3-		SPA.-	-	S104	12AXD-38	1			PLW-A8	CVVUCR	33	211121 J24	060	
013	SPIRE PLW Ch01-04 . 3gnd		SPA.-	-	S104	12AXD-38	1			12AX gnd daisy ch to Pin 13 (A1)	CVVUCR	33	211121 J24	036	
-															
004	SPIRE PLW Ch01-04 . 4+		SPA.-	-	S104	12AXD-38	1			200 Ohm/1.0E-09 A	CVVUCR	33	211121 J24	059	
017	SPIRE PLW Ch01-04 . 4-		SPA.-	-	S104	12AXD-38	1			PLW-A7	CVVUCR	33	211121 J24	071	
013	SPIRE PLW Ch01-04 . 4gnd		SPA.-	-	S104	12AXD-38	1			12AX gnd daisy ch to Pin 13 (A1)	CVVUCR	33	211121 J24	036	
013	SPIRE PLW Ch01-04 . SHD01		SPA.-	-	S104	12AXD-38	1			Cable S104 inner Shd daisy ch to Pin 13 (A1)	CVVUCR	33	211121 J24	036	
-	S104 12 AXD Outer Shield									Cable S104 outer Shd con to CH (Faraday)					
-															
-															
005	SPIRE PLW Ch05-08 . 5+		SPA.-	-	S105	12AXD-38	2			200 Ohm/1.0E-09 A	CVVUCR	33	211121 J24	050	
018	SPIRE PLW Ch05-08 . 5-		SPA.-	-	S105	12AXD-38	2			PLW-A6	CVVUCR	33	211121 J24	061	
013	SPIRE PLW Ch05-08 . 5gnd		SPA.-	-	S105	12AXD-38	2			12AX gnd daisy ch to Pin 13 (A1)	CVVUCR	33	211121 J24	036	
-															
006	SPIRE PLW Ch05-08 . 6+		SPA.-	-	S105	12AXD-38	2			200 Ohm/1.0E-09 A	CVVUCR	33	211121 J24	062	
019	SPIRE PLW Ch05-08 . 6-		SPA.-	-	S105	12AXD-38	2			PLW-A9	CVVUCR	33	211121 J24	051	
013	SPIRE PLW Ch05-08 . 6gnd		SPA.-	-	S105	12AXD-38	2			12AX gnd daisy ch to Pin 13 (A1)	CVVUCR	33	211121 J24	036	
-															
020	SPIRE PLW Ch05-08 . 7+		SPA.-	-	S105	12AXD-38	2			200 Ohm/1.0E-09 A	CVVUCR	33	211121 J24	063	
007	SPIRE PLW Ch05-08 . 7-		SPA.-	-	S105	12AXD-38	2			PLW-C9	CVVUCR	33	211121 J24	075	
013	SPIRE PLW Ch05-08 . 7gnd		SPA.-	-	S105	12AXD-38	2			12AX gnd daisy ch to Pin 13 (A1)	CVVUCR	33	211121 J24	036	

Astrium GmbH	**Pin Allocation List**	Doc.No.: HP-2-ASED-IC-0016
Project: HERSCHEL	**(Harness)**	Issue: 1.0 Date: 21.04.2004
		Sheet: PAL-2 (of 3)

Connector: 121210 P13 **Function:** SPIRE Bolom. Sign. from HSJFP7 (C6) **Conn.-Type:** MWDM2L-25S-6C3-.630

Item: HSJFP **Location:** 75 / on SPIRE JFET big **Backshell:** 507 T 196 M 25

EMC-Category: 2C/Sig H in Cryostat

Pin	Signal Designation	Interface-Code Circuit	Signal	Pos.	Ch. ID	Wiring	Grouping: Shd	Cable	Twist	Comment	Target-Item	Location	Connector	Pin	New
-															
021	SPIRE PLW Ch05-08 . 8+		SPA.-	-	S105	12AXD-38	2			200 Ohm/1.0E-09 A	CVVUCR	33	211121 J24	074	
008	SPIRE PLW Ch05-08 . 8-		SPA.-	-	S105	12AXD-38	2			PLW-B8	CVVUCR	33	211121 J24	073	
013	SPIRE PLW Ch05-08 . 8gnd		SPA.-	-	S105	12AXD-38	2			12AX gnd daisy ch to Pin 13	CVVUCR	33	211121 J24	036	
013	SPIRE PLW Ch05-08 . SHD02		SPA.-	-	S105	12AXD-38	2			Cable S105 inner Shd daisy ch to Pin 13 (A1)	CVVUCR	33	211121 J24	036	
-	S105 12AXD Outer Shield									Cable S105 outer Shd con to CH (Faraday)					
-															
-															
022	SPIRE PLW Ch09-12 . 9+		SPA.-	-	S106	12AXD-38	3			200 Ohm/1.0E-09 A	CVVUCR	33	211121 J24	083	
009	SPIRE PLW Ch09-12 . 9-		SPA.-	-	S106	12AXD-38	3			PLW-B7	CVVUCR	33	211121 J24	072	
013	SPIRE PLW Ch09-12 . 9gnd		SPA.-	-	S106	12AXD-38	3			12AX gnd daisy ch to Pin 13 (A1)	CVVUCR	33	211121 J24	036	
-															
023	SPIRE PLW Ch09-12 . 10+		SPA.-	-	S106	12AXD-38	3			200 Ohm/1.0E-09 A	CVVUCR	33	211121 J24	095	
010	SPIRE PLW Ch09-12 . 10-		SPA.-	-	S106	12AXD-38	3			PLW-C7	CVVUCR	33	211121 J24	084	
013	SPIRE PLW Ch09-12 . 10gnd		SPA.-	-	S106	12AXD-38	3			12AX gnd daisy ch to Pin 13 (A1)	CVVUCR	33	211121 J24	036	
-															
024	SPIRE PLW Ch09-12 . 11+		SPA.-	-	S106	12AXD-38	3			200 Ohm/1.0E-09 A	CVVUCR	33	211121 J24	096	
011	SPIRE PLW Ch09-12 . 11-		SPA.-	-	S106	12AXD-38	3			PLW-B5	CVVUCR	33	211121 J24	085	
013	SPIRE PLW Ch09-12 . 11gnd		SPA.-	-	S106	12AXD-38	3			12AX gnd daisy ch to Pin 13 (A1)	CVVUCR	33	211121 J24	036	
-															
025	SPIRE PLW Ch09-12 . 12+		SPA.-	-	S106	12AXD-38	3			200 Ohm/1.0E-09 A	CVVUCR	33	211121 J24	106	
012	SPIRE PLW Ch09-12 . 12-		SPA.-	-	S106	12AXD-38	3			PLW-B6	CVVUCR	33	211121 J24	107	
013	SPIRE PLW Ch09-12 . 12gnd		SPA.-	-	S106	12AXD-38	3			12AX gnd daisy ch to Pin 13 (A1)	CVVUCR	33	211121 J24	036	
013	SPIRE PLW Ch09-12 . SHD03		SPA.-	-	S106	12AXD-38	3			Cable S106 inner Shd daisy ch to Pin 13 (A1)	CVVUCR	33	211121 J24	036	
-	S106 12AXD Outer Shield									Cable S106 outer Shd con to CH (Faraday)					
-															
-															
013	SPIRE PLW B06 GND WIRE A1		SPX.-	-	S461	010B0-30				Not a Wire in Cold !! Routed via Cable Shds to CVV FThs	CVVUCR	33	211121 J24	036	
-															
-															

Astrium GmbH	Pin Allocation List (Harness)	Doc.No.: HP-2-ASED-IC-0016
Project: HERSCHEL		Issue: 1.0 Date: 21.04.2004
		Sheet: PAL-3 (of 3)

Connector: 121210 P13 **Function:** SPIRE Bolom. Sign. from HSJFP7 (C6) **Conn.-Type:** MWDM2L-25S-6C3-.630

Item: HSJFP **Location:** 75 / on SPIRE JFET big **Backshell:** 507 T 196 M 25

EMC-Category: 2C/Sig H in Cryostat

Pin	Signal Designation	Interface-Code Circuit	Signal	Pos.	Ch. ID	Wiring	Grouping: Shd	Cable	Twist	Comment	Target-Item	Location	Connector	Pin	New
CH	Outer Shields=Faraday Shds									*Faraday Shds con to Backshell* ECR0039tbc					
-	Isolation									Harness Branch to be isolated from S/C structure					
-															

Astrium GmbH		Doc.No.: HP-2-ASED-IC-0016
Project: HERSCHEL	For wiring schematic see SIH-CS-04 HSJFP P24	Issue: 1.0 Date: 21.04.2004
	Pin Allocation List (Harness)	Sheet: PAL-1 (of 3)

Connector: 121210 P12 **Function:** SPIRE Bolom. Sign. from HSJFP6 (C7) **Conn.-Type:** MWDM2L-25S-6C3-.630

Item: HSJFP **Location:** 75 / on SPIRE JFET big **Backshell:** 507 T 196 M 25

EMC-Category: 2C/Sig H in Cryostat

Pin	Signal Designation	Interface-Code Circuit	Signal	Pos.	Ch. ID	Wiring	Grouping: Shd	Cable	Twist	Comment	Target-Item	Location	Connector	Pin	New
001	SPIRE PSW (6) Ch37-40 . 37+		SPC.-	-	S172	12AXD-38	1			200 Ohm/1.0E-09 A	CVVUCR	33	211121 J25	013	
014	SPIRE PSW (6) Ch37-40 . 37-		SPC.-	-	S172	12AXD-38	1			PSW-J8	CVVUCR	33	211121 J25	012	
013	SPIRE PSW (6) Ch37-40 . 37gnd		SPC.-	-	S172	12AXD-38	1			12AX gnd daisy ch to Pin 13 (A4)	CVVUCR	33	211121 J25	004	
-															
002	SPIRE PSW (6) Ch37-40 . 38+		SPC.-	-	S172	12AXD-38	1			200 Ohm/1.0E-09 A	CVVUCR	33	211121 J25	021	
015	SPIRE PSW (6) Ch37-40 . 38-		SPC.-	-	S172	12AXD-38	1			PSW-F9	CVVUCR	33	211121 J25	020	
013	SPIRE PSW (6) Ch37-40 . 38gnd		SPC.-	-	S172	12AXD-38	1			12AX gnd daisy ch to Pin 13 (A4)	CVVUCR	33	211121 J25	004	
-															
003	SPIRE PSW (6) Ch37-40 . 39+		SPC.-	-	S172	12AXD-38	1			200 Ohm/1.0E-09 A	CVVUCR	33	211121 J25	031	
016	SPIRE PSW (6) Ch37-40 . 39-		SPC.-	-	S172	12AXD-38	1			PSW-H9	CVVUCR	33	211121 J25	043	
013	SPIRE PSW (6) Ch37-40 . 39gnd		SPC.-	-	S172	12AXD-38	1			12AX gnd daisy ch to Pin 13 (A4)	CVVUCR	33	211121 J25	004	
-															
004	SPIRE PSW (6) Ch37-40 . 40+		SPC.-	-	S172	12AXD-38	1			200 Ohm/1.0E-09 A	CVVUCR	33	211121 J25	042	
017	SPIRE PSW (6) Ch37-40 . 40-		SPC.-	-	S172	12AXD-38	1			PSW-G9	CVVUCR	33	211121 J25	054	
013	SPIRE PSW (6) Ch37-40 . 40gnd		SPC.-	-	S172	12AXD-38	1			12AX gnd daisy ch to Pin 13 (A4)	CVVUCR	33	211121 J25	004	
013	SPIRE PSW (6) Ch37-40 . SHD01		SPC.-	-	S172	12AXD-38	1			Cable S172 inner Shd daisy ch to Pin 13 (A4)	CVVUCR	33	211121 J25	004	
-	S172 12AXD Outer Shield									Cable S172 outer Shd con to CH (Faraday)					
-															
-															
005	SPIRE PSW (6) Ch41-44 . 41+		SPC.-	-	S173	12AXD-38	2			200 Ohm/1.0E-09 A	CVVUCR	33	211121 J25	010	
018	SPIRE PSW (6) Ch41-44 . 41-		SPC.-	-	S173	12AXD-38	2			PSW-J9	CVVUCR	33	211121 J25	011	
013	SPIRE PSW (6) Ch41-44 . 41gnd		SPC.-	-	S173	12AXD-38	2			12AX gnd daisy ch to Pin 13 (A4)	CVVUCR	33	211121 J25	004	
-															
006	SPIRE PSW (6) Ch41-44 . 42+		SPC.-	-	S173	12AXD-38	2			200 Ohm/1.0E-09 A	CVVUCR	33	211121 J25	019	
019	SPIRE PSW (6) Ch41-44 . 42-		SPC.-	-	S173	12AXD-38	2			PSW-F10	CVVUCR	33	211121 J25	029	
013	SPIRE PSW (6) Ch41-44 . 42gnd		SPC.-	-	S173	12AXD-38	2			12AX gnd daisy ch to Pin 13 (A4)	CVVUCR	33	211121 J25	004	
-															
020	SPIRE PSW (6) Ch41-44 . 43+		SPC.-	-	S173	12AXD-38	2			200 Ohm/1.0E-09 A	CVVUCR	33	211121 J25	041	
007	SPIRE PSW (6) Ch41-44 . 43-		SPC.-	-	S173	12AXD-38	2			PSW-H10	CVVUCR	33	211121 J25	030	
013	SPIRE PSW (6) Ch41-44 . 43gnd		SPC.-	-	S173	12AXD-38	2			12AX gnd daisy ch to Pin 13 (A4)	CVVUCR	33	211121 J25	004	

Astrium GmbH	Pin Allocation List (Harness)	Doc.No.: HP-2-ASED-IC-0016
Project: HERSCHEL		Issue: 1.0 Date: 21.04.2004
		Sheet: PAL-2 (of 3)

Connector: 121210 P12 **Function:** SPIRE Bolom. Sign. from HSJFP6 (C7) **Conn.-Type:** MWDM2L-25S-6C3-.630

Item: HSJFP **Location:** 75 / on SPIRE JFET big **Backshell:** 507 T 196 M 25

EMC-Category: 2C/Sig H in Cryostat

Pin	Signal Designation	Interface-Code Circuit	Signal	Pos.	Ch. ID	Wiring	Grouping: Shd	Cable	Twist	Comment	Target-Item	Location	Connector	Pin	New
-															
021	SPIRE PSW (6) Ch41-44 . 44+		SPC.-	-	S173	12AXD-38	2			200 Ohm/1.0E-09 A	CVVUCR	33	211121 J25	053	
008	SPIRE PSW (6) Ch41-44 . 44-		SPC.-	-	S173	12AXD-38	2			PSW-G10	CVVUCR	33	211121 J25	052	
013	SPIRE PSW (6) Ch41-44 . 44gnd		SPC.-	-	S173	12AXD-38	2			12AX gnd daisy ch to Pin 13 (A4)	CVVUCR	33	211121 J25	004	
013	SPIRE PSW (6) Ch41-44 . SHD02		SPC.-	-	S173	12AXD-38	2			Cable S173 inner Shd daisy ch to Pin 13 (A4)	CVVUCR	33	211121 J25	004	
-	S173 12AXD Outer Shield									Cable S173 outer Shd con to CH (Faraday)					
-															
-															
022	SPIRE PSW (6) Ch45-48 . 45+		SPC.-	-	S174	12AXD-38	3			200 Ohm/1.0E-09 A	CVVUCR	33	211121 J25	009	
009	SPIRE PSW (6) Ch45-48 . 45-		SPC.-	-	S174	12AXD-38	3			PSW-F11	CVVUCR	33	211121 J25	017	
013	SPIRE PSW (6) Ch45-48 . 45gnd		SPC.-	-	S174	12AXD-38	3			12AX gnd daisy ch to Pin 13 (A4)	CVVUCR	33	211121 J25	004	
-															
023	SPIRE PSW (6) Ch45-48 . 46+		SPC.-	-	S174	12AXD-38	3			200 Ohm/1.0E-09 A	CVVUCR	33	211121 J25	018	
010	SPIRE PSW (6) Ch45-48 . 46-		SPC.-	-	S174	12AXD-38	3			PSW-J10	CVVUCR	33	211121 J25	028	
013	SPIRE PSW (6) Ch45-48 . 46gnd		SPC.-	-	S174	12AXD-38	3			12AX gnd daisy ch to Pin 13 (A4)	CVVUCR	33	211121 J25	004	
-															
024	SPIRE PSW (6) Ch45-48 . 47+		SPC.-	-	S174	12AXD-38	3			200 Ohm/1.0E-09 A	CVVUCR	33	211121 J25	016	
011	SPIRE PSW (6) Ch45-48 . 47-		SPC.-	-	S174	12AXD-38	3			PSW-H11	CVVUCR	33	211121 J25	027	
013	SPIRE PSW (6) Ch45-48 . 47gnd		SPC.-	-	S174	12AXD-38	3			12AX gnd daisy ch to Pin 13 (A4)	CVVUCR	33	211121 J25	004	
-															
025	SPIRE PSW (6) Ch45-48 . 48+		SPC.-	-	S174	12AXD-38	3			200 Ohm/1.0E-09 A	CVVUCR	33	211121 J25	040	
012	SPIRE PSW (6) Ch45-48 . 48-		SPC.-	-	S174	12AXD-38	3			PSW-G11	CVVUCR	33	211121 J25	039	
013	SPIRE PSW (6) Ch45-48 . 48gnd		SPC.-	-	S174	12AXD-38	3			12AX gnd daisy ch to Pin 13 (A4)	CVVUCR	33	211121 J25	004	
013	SPIRE PSW (6) Ch45-48 . SHD03		SPC.-	-	S174	12AXD-38	3			Cable S174 inner Shd daisy ch to Pin 13 (A4)	CVVUCR	33	211121 J25	004	
-	S174 12AXD Outer Shield									Cable S174 outer Shd con to CH (Faraday)					
-															
-															
013	SPIRE PLW B07 GND WIRE A4		SPX.-	-	S474	010B0-30				Not a Wire in Cold !! Routed via Cable Shds to CVV FThs	CVVUCR	33	211121 J25	004	
-															

Astrium GmbH	**Pin Allocation List** (Harness)	Doc.No.: HP-2-ASED-IC-0016
Project: HERSCHEL		Issue: 1.0 Date: 21.04.2004
		Sheet: PAL-3 (of 3)

Connector: 121210 P12
Item: HSJFP
EMC-Category: 2C/Sig H in Cryostat

Function: SPIRE Bolom. Sign. from HSJFP6 (C7)
Location: 75 / on SPIRE JFET big

Conn.-Type: MWDM2L-25S-6C3-.630
Backshell: 507 T 196 M 25

Pin	Signal Designation	Interface-Code Circuit	Signal	Pos.	Ch. ID	Wiring	Grouping: Shd	Cable	Twist	Comment	Target-Item	Location	Connector	Pin	New
-															
CH	Outer Shields=Faraday Shds									Faraday Shds con to Backshell ECR0039tbc					
-	Isolation									Harness Branch to be isolated from S/C Structure					
-															

Astrium GmbH	Pin Allocation List (Harness)	Doc.No.: HP-2-ASED-IC-0016
Project: HERSCHEL	For wiring schematic see SIH-CS-04 HSJFP P23	Issue: 1.0 Date: 21.04.2004
		Sheet: PAL-1 (of 3)

Connector: 121210 P11 **Function:** SPIRE Bolom. Sign. from HSJFP6 (C7) **Conn.-Type:** MWDM2L-25S-6C3-.630

Item: HSJFP **Location:** 75 / on SPIRE JFET big **Backshell:** 507 T 196 M 25

EMC-Category: 2C/Sig H in Cryostat

Pin	Signal Designation	Interface-Code Circuit	Signal	Pos.	Ch. ID	Wiring	Grouping: Shd	Cable	Twist	Comment	Target-Item	Location	Connector	Pin	New
001	SPIRE PSW (6) Ch25-28 . 25+		SPC.-	-	S167	12AXD-38	1			200 Ohm/1.0E-09 A	CVVUCR	33	211121 J25	090	
014	SPIRE PSW (6) Ch25-28 . 25-		SPC.-	-	S167	12AXD-38	1			PSW-G5	CVVUCR	33	211121 J25	079	
013	SPIRE PSW (6) Ch25-28 . 25gnd		SPC.-	-	S167	12AXD-38	1			12AX gnd daisy ch to Pin 13 (A3)	CVVUCR	33	211121 J25	047	
-															
002	SPIRE PSW (6) Ch25-28 . 26+		SPC.-	-	S167	12AXD-38	1			200 Ohm/1.0E-09 A	CVVUCR	33	211121 J25	102	
015	SPIRE PSW (6) Ch25-28 . 26-		SPC.-	-	S167	12AXD-38	1			PSW-H6	CVVUCR	33	211121 J25	101	
013	SPIRE PSW (6) Ch25-28 . 26gnd		SPC.-	-	S167	12AXD-38	1			12AX gnd daisy ch to Pin 13 (A3)	CVVUCR	33	211121 J25	047	
-															
003	SPIRE PSW (6) Ch25-28 . 27+		SPC.-	-	S167	12AXD-38	1			200 Ohm/1.0E-09 A	CVVUCR	33	211121 J25	092	
016	SPIRE PSW (6) Ch25-28 . 27-		SPC.-	-	S167	12AXD-38	1			PSW-J6	CVVUCR	33	211121 J25	091	
013	SPIRE PSW (6) Ch25-28 . 27gnd		SPC.-	-	S167	12AXD-38	1			12AX gnd daisy ch to Pin 13 (A3)	CVVUCR	33	211121 J25	047	
-															
004	SPIRE PSW (6) Ch25-28 . 28+		SPC.-	-	S167	12AXD-38	1			200 Ohm/1.0E-09 A	CVVUCR	33	211121 J25	103	
017	SPIRE PSW (6) Ch25-28 . 28-		SPC.-	-	S167	12AXD-38	1			PSW-F6	CVVUCR	33	211121 J25	113	
013	SPIRE PSW (6) Ch25-28 . 28gnd		SPC.-	-	S167	12AXD-38	1			12AX gnd daisy ch to Pin 13 (A3)	CVVUCR	33	211121 J25	047	
013	SPIRE PSW (6) Ch25-28 . SHD01		SPC.-	-	S167	12AXD-38	1			Cable S167 inner Shd daisy ch to Pin 13 (A3)	CVVUCR	33	211121 J25	047	
-	S167 12AXD Outer Shield									Cable S167 outer Shd con to CH (Faraday)					
-															
-															
005	SPIRE PSW (6) Ch29-32 . 29+		SPC.-	-	S168	12AXD-38	2			200 Ohm/1.0E-09 A	CVVUCR	33	211121 J25	058	
018	SPIRE PSW (6) Ch29-32 . 29-		SPC.-	-	S168	12AXD-38	2			PSW-G6	CVVUCR	33	211121 J25	046	
013	SPIRE PSW (6) Ch29-32 . 29gnd		SPC.-	-	S168	12AXD-38	2			12AX gnd daisy ch to Pin 13 (A3)	CVVUCR	33	211121 J25	047	
-															
006	SPIRE PSW (6) Ch29-32 . 30+		SPC.-	-	S168	12AXD-38	2			200 Ohm/1.0E-09 A	CVVUCR	33	211121 J25	068	
019	SPIRE PSW (6) Ch29-32 . 30-		SPC.-	-	S168	12AXD-38	2			PSW-H7	CVVUCR	33	211121 J25	057	
013	SPIRE PSW (6) Ch29-32 . 30gnd		SPC.-	-	S168	12AXD-38	2			12AX gnd daisy ch to Pin 13 (A3)	CVVUCR	33	211121 J25	047	
-															
020	SPIRE PSW (6) Ch29-32 . 31+		SPC.-	-	S168	12AXD-38	2			200 Ohm/1.0E-09 A	CVVUCR	33	211121 J25	069	
007	SPIRE PSW (6) Ch29-32 . 31-		SPC.-	-	S168	12AXD-38	2			PSW-F7	CVVUCR	33	211121 J25	080	
013	SPIRE PSW (6) Ch29-32 . 31gnd		SPC.-	-	S168	12AXD-38	2			12AX gnd daisy ch to Pin 13 (A3)	CVVUCR	33	211121 J25	047	

Astrium GmbH	**Pin Allocation List** (Harness)	Doc.No.: HP-2-ASED-IC-0016
Project: HERSCHEL		Issue: 1.0 Date: 21.04.2004
		Sheet: PAL-2 (of 3)

Connector: 121210 P11 **Function:** SPIRE Bolom. Sign. from HSJFP6 (C7) **Conn.-Type:** MWDM2L-25S-6C3-.630

Item: HSJFP **Location:** 75 / on SPIRE JFET big **Backshell:** 507 T 196 M 25

EMC-Category: 2C/Sig H in Cryostat

Pin	Signal Designation	Interface-Code Circuit	Signal	Pos.	Ch. ID	Wiring	Grouping: Shd	Cable	Twist	Comment	Target-Item	Location	Connector	Pin	New
-															
021	SPIRE PSW (6) Ch29-32 . 32+		SPC.-	-	S168	12AXD-38	2			200 Ohm/1.0E-09 A	CVVUCR	33	211121 J25	070	
008	SPIRE PSW (6) Ch29-32 . 32-		SPC.-	-	S168	12AXD-38	2			PSW-J7	CVVUCR	33	211121 J25	081	
013	SPIRE PSW (6) Ch29-32 . 32gnd		SPC.-	-	S168	12AXD-38	2			12AX gnd daisy ch to Pin 13 (A3)	CVVUCR	33	211121 J25	047	
013	SPIRE PSW (6) Ch29-32 . SHD02		SPC.-	-	S168	12AXD-38	2			Cable S168 inner Shd daisy ch to Pin 13 (A3)	CVVUCR	33	211121 J25	047	
-	S168 12AXD Outer Shield									Cable S168 outer Shd con to CH (Faraday)					
-															
-															
022	SPIRE PSW (6) Ch33-36 . 33+		SPC.-	-	S169	12AXD-38	3			200 Ohm/1.0E-09 A	CVVUCR	33	211121 J25	023	
009	SPIRE PSW (6) Ch33-36 . 33-		SPC.-	-	S169	12AXD-38	3			PSW-G7	CVVUCR	33	211121 J25	034	
013	SPIRE PSW (6) Ch33-36 . 33gnd		SPC.-	-	S169	12AXD-38	3			12AX gnd daisy ch to Pin 13 (A3)	CVVUCR	33	211121 J25	047	
-															
023	SPIRE PSW (6) Ch33-36 . 34+		SPC.-	-	S169	12AXD-38	3			200 Ohm/1.0E-09 A	CVVUCR	33	211121 J25	033	
010	SPIRE PSW (6) Ch33-36 . 34-		SPC.-	-	S169	12AXD-38	3			PSW-H8	CVVUCR	33	211121 J25	045	
013	SPIRE PSW (6) Ch33-36 . 34gnd		SPC.-	-	S169	12AXD-38	3			12AX gnd daisy ch to Pin 13 (A3)	CVVUCR	33	211121 J25	047	
-															
024	SPIRE PSW (6) Ch33-36 . 35+		SPC.-	-	S169	12AXD-38	3			200 Ohm/1.0E-09 A	CVVUCR	33	211121 J25	044	
011	SPIRE PSW (6) Ch33-36 . 35-		SPC.-	-	S169	12AXD-38	3			PSW-F8	CVVUCR	33	211121 J25	056	
013	SPIRE PSW (6) Ch33-36 . 35gnd		SPC.-	-	S169	12AXD-38	3			12AX gnd daisy ch to Pin 13 (A3)	CVVUCR	33	211121 J25	047	
-															
025	SPIRE PSW (6) Ch33-36 . 36+		SPC.-	-	S169	12AXD-38	3			200 Ohm/1.0E-09 A	CVVUCR	33	211121 J25	022	
012	SPIRE PSW (6) Ch33-36 . 36-		SPC.-	-	S169	12AXD-38	3			PSW-G8	CVVUCR	33	211121 J25	032	
013	SPIRE PSW (6) Ch33-36 . 36gnd		SPC.-	-	S169	12AXD-38	3			12AX gnd daisy ch to Pin 13 (A3)	CVVUCR	33	211121 J25	047	
013	SPIRE PSW (6) Ch33-36 . SHD03		SPC.-	-	S169	12AXD-38	3			Cable S169 inner Shd daisy ch to Pin 13 (A3)	CVVUCR	33	211121 J25	047	
-	S169 12AXD Outer Shield									Cable S169 outer Shd con to CH (Faraday)					
-															
-															
013	SPIRE PLW B07 GND WIRE A3		SPX.-	-	S473	010B0-30				Not a Wire in Cold !! Routed via Cable Shds to CVV FThs	CVVUCR	33	211121 J25	047	
-															

Astrium GmbH	Pin Allocation List (Harness)	Doc.No.: HP-2-ASED-IC-0016
Project: HERSCHEL		Issue: 1.0 Date: 21.04.2004
		Sheet: PAL-3 (of 3)

Connector: 121210 P11 **Function:** SPIRE Bolom. Sign. from HSJFP6 (C7) **Conn.-Type:** MWDM2L-25S-6C3-.630

Item: HSJFP **Location:** 75 / on SPIRE JFET big **Backshell:** 507 T 196 M 25

EMC-Category: 2C/Sig H in Cryostat

Pin	Signal Designation	Interface-Code Circuit	Signal	Pos.	Ch. ID	Wiring	Grouping: Shd	Cable	Twist	Comment	Target-Item	Location	Connector	Pin	New
-															
CH	Overall Shields=Faraday Shds									Faraday Shds con to Backshell ECR0039tbc					
-	Isolation									Harness Branch to be isolated fro S/C Structure					
-															

Astrium GmbH	Pin Allocation List (Harness)	Doc.No.: HP-2-ASED-IC-0016
Project: HERSCHEL	For wiring schematic See SIH-ES-04 HSJFP P22	Issue: 1.0 Date: 21.04.2004
		Sheet: PAL-1 (of 3)

Connector: 121210 P10 **Function:** SPIRE Bolom. Sign. from HSJFP5 (C7) **Conn.-Type:** MWDM2L-25S-6C3-.630

Item: HSJFP **Location:** 75 / on SPIRE JFET big **Backshell:** 507 T 196 M 25

EMC-Category: 2C/Sig H in Cryostat

Pin	Signal Designation	Interface-Code Circuit	Signal	Pos.	Ch. ID	Wiring	Grouping: Shd	Cable	Twist	Comment	Target-Item	Location	Connector	Pin	New
001	SPIRE PSW (5) Ch13-16 . 13+		SPC.-	-	S163	12AXD-38	1			200 Ohm/1.0E-09 A	CVVUCR	33	211121 J25	086	
014	SPIRE PSW (5) Ch13-16 . 13-		SPC.-	-	S163	12AXD-38	1			PSW-C8	CVVUCR	33	211121 J25	087	
013	SPIRE PSW (5) Ch13-16 . 13gnd		SPC.-	-	S163	12AXD-38	1			12AX gnd daisy ch to Pin 13 (A2)	CVVUCR	33	211121 J25	128	
-															
002	SPIRE PSW (5) Ch13-16 . 14+		SPC.-	-	S163	12AXD-38	1			200 Ohm/1.0E-09 A	CVVUCR	33	211121 J25	097	
015	SPIRE PSW (5) Ch13-16 . 14-		SPC.-	-	S163	12AXD-38	1			PSW-E8	CVVUCR	33	211121 J25	098	
013	SPIRE PSW (5) Ch13-16 . 14gnd		SPC.-	-	S163	12AXD-38	1			12AX gnd daisy ch to Pin 13 (A2)	CVVUCR	33	211121 J25	128	
-															
003	SPIRE PSW (5) Ch13-16 . 15+		SPC.-	-	S163	12AXD-38	1			200 Ohm/1.0E-09 A	CVVUCR	33	211121 J25	108	
016	SPIRE PSW (5) Ch13-16 . 15-		SPC.-	-	S163	12AXD-38	1			PSW-D8	CVVUCR	33	211121 J25	109	
013	SPIRE PSW (5) Ch13-16 . 15gnd		SPC.-	-	S163	12AXD-38	1			12AX gnd daisy ch to Pin 13 (A2)	CVVUCR	33	211121 J25	128	
-															
004	SPIRE PSW (5) Ch13-16 . 16+		SPC.-	-	S163	12AXD-38	1			200 Ohm/1.0E-09 A	CVVUCR	33	211121 J25	116	
017	SPIRE PSW (5) Ch13-16 . 16-		SPC.-	-	S163	12AXD-38	1			PSW-B8	CVVUCR	33	211121 J25	117	
013	SPIRE PSW (5) Ch13-16 . 16gnd		SPC.-	-	S163	12AXD-38	1			12AX gnd daisy ch to Pin 13 (A2)	CVVUCR	33	211121 J25	128	
013	SPIRE PSW (5) Ch13-16 . SHD01		SPC.-	-	S163	12AXD-38	1			Cable S163 inner Shd daisy ch to Pin 13 (A2)	CVVUCR	33	211121 J25	128	
-	S163 12AXD Outer Shield									Cable S163 outer Shd con to CH (Faraday)					
-															
-															
005	SPIRE PSW (5) Ch17-20 . 17+		SPC.-	-	S164	12AXD-38	2			200 Ohm/1.0E-09 A	CVVUCR	33	211121 J25	055	
018	SPIRE PSW (5) Ch17-20 . 17-		SPC.-	-	S164	12AXD-38	2			PSW-C7	CVVUCR	33	211121 J25	066	
013	SPIRE PSW (5) Ch17-20 . 17gnd		SPC.-	-	S164	12AXD-38	2			12AX gnd daisy ch to Pin 13 (A2)	CVVUCR	33	211121 J25	128	
-															
006	SPIRE PSW (5) Ch17-20 . 18+		SPC.-	-	S164	12AXD-38	2			200 Ohm/1.0E-09 A	CVVUCR	33	211121 J25	067	
019	SPIRE PSW (5) Ch17-20 . 18-		SPC.-	-	S164	12AXD-38	2			PSW-E7	CVVUCR	33	211121 J25	078	
013	SPIRE PSW (5) Ch17-20 . 18gnd		SPC.-	-	S164	12AXD-38	2			12AX gnd daisy ch to Pin 13 (A2)	CVVUCR	33	211121 J25	128	
-															
020	SPIRE PSW (5) Ch17-20 . 19+		SPC.-	-	S164	12AXD-38	2			200 Ohm/1.0E-09 A	CVVUCR	33	211121 J25	076	
007	SPIRE PSW (5) Ch17-20 . 19-		SPC.-	-	S164	12AXD-38	2			PSW-A7	CVVUCR	33	211121 J25	077	
013	SPIRE PSW (5) Ch17-20 . 19gnd		SPC.-	-	S164	12AXD-38	2			12AX gnd daisy ch to Pin 13 (A2)	CVVUCR	33	211121 J25	128	

Astrium GmbH	Pin Allocation List (Harness)	Doc.No.: HP-2-ASED-IC-0016
Project: HERSCHEL		Issue: 1.0 Date: 21.04.2004
		Sheet: PAL-2 (of 3)

Connector: 121210 P10 **Function:** SPIRE Bolom. Sign. from HSJFP5 (C7) **Conn.-Type:** MWDM2L-25S-6C3-.630

Item: HSJFP **Location:** 75 / on SPIRE JFET big **Backshell:** 507 T 196 M 25

EMC-Category: 2C/Sig H in Cryostat

Pin	Signal Designation	Interface-Code Circuit	Signal	Pos.	Ch. ID	Wiring	Grouping: Shd	Cable	Twist	Comment	Target-Item	Location	Connector	Pin	New
-															
021	SPIRE PSW (5) Ch17-20 . 20+		SPC.-	-	S164	12AXD-38	2			200 Ohm/1.0E-09 A	CVVUCR	33	211121 J25	088	
008	SPIRE PSW (5) Ch17-20 . 20-		SPC.-	-	S164	12AXD-38	2			PSW-D7	CVVUCR	33	211121 J25	089	
013	SPIRE PSW (5) Ch17-20 . 20gnd		SPC.-	-	S164	12AXD-38	2			12AX gnd daisy ch to Pin 13 (A2)	CVVUCR	33	211121 J25	128	
013	SPIRE PSW (5) Ch17-20 . SHD02		SPC.-	-	S164	12AXD-38	2			Cable S164 inner Shd daisy ch to Pin 13 (A2)	CVVUCR	33	211121 J25	128	
-	S164 12AXD Outer Shield									Cable S164 outer Shd con to CH (Faraday)					
-															
-															
022	SPIRE PSW (5) Ch21-24 . 21+		SPC.-	-	S165	12AXD-38	3			200 Ohm/1.0E-09 A	CVVUCR	33	211121 J25	099	
009	SPIRE PSW (5) Ch21-24 . 21-		SPC.-	-	S165	12AXD-38	3			PSW-B7	CVVUCR	33	211121 J25	100	
013	SPIRE PSW (5) Ch21-24 . 21gnd		SPC.-	-	S165	12AXD-38	3			12AX gnd daisy ch to Pin 13 (A2)	CVVUCR	33	211121 J25	128	
-															
023	SPIRE PSW (5) Ch21-24 . 22+		SPC.-	-	S165	12AXD-38	3			200 Ohm/1.0E-09 A	CVVUCR	33	211121 J25	110	
010	SPIRE PSW (5) Ch21-24 . 22-		SPC.-	-	S165	12AXD-38	3			PSW-C6	CVVUCR	33	211121 J25	111	
013	SPIRE PSW (5) Ch21-24 . 22gnd		SPC.-	-	S165	12AXD-38	3			12AX gnd daisy ch to Pin 13 (A2)	CVVUCR	33	211121 J25	128	
-															
024	SPIRE PSW (5) Ch21-24 . 23+		SPC.-	-	S165	12AXD-38	3			200 Ohm/1.0E-09 A	CVVUCR	33	211121 J25	118	
011	SPIRE PSW (5) Ch21-24 . 23-		SPC.-	-	S165	12AXD-38	3			PSW-E6	CVVUCR	33	211121 J25	119	
013	SPIRE PSW (5) Ch21-24 . 23gnd		SPC.-	-	S165	12AXD-38	3			12AX gnd daisy ch to Pin 13 (A2)	CVVUCR	33	211121 J25	128	
-															
025	SPIRE PSW (5) Ch21-24 . 24+		SPC.-	-	S165	12AXD-38	3			200 Ohm/1.0E-09 A	CVVUCR	33	211121 J25	112	
012	SPIRE PSW (5) Ch21-24 . 24-		SPC.-	-	S165	12AXD-38	3			PSW-A6	CVVUCR	33	211121 J25	120	
013	SPIRE PSW (5) Ch21-24 . 24gnd		SPC.-	-	S165	12AXD-38	3			12AX gnd daisy ch to Pin 13 (A2)	CVVUCR	33	211121 J25	128	
013	SPIRE PSW (5) Ch21-24 . SHD03	SHD	SPC.-	-	S165	12AXD-38	3			Cable S165 inner Shd daisy ch to Pin 13 (A2)	CVVUCR	33	211121 J25	128	
-	S165 12AXD Outer Shield									Cable S165 outer Shd con to CH (Faraday)					
-															
-															
013	SPIRE PLW B07 GND WIRE A2		SPX.-	-	S472	010B0-30				Not a Wire in Cold !! Routed via Cable Shds to CVV FThs	CVVUCR	33	211121 J25	128	
-															

Astrium GmbH	**Pin Allocation List** (Harness)	Doc.No.: HP-2-ASED-IC-0016
Project: HERSCHEL		Issue: 1.0 Date: 21.04.2004
		Sheet: PAL-3 (of 3)

Connector: 121210 P10 **Function:** SPIRE Bolom. Sign. from HSJFP5 (C7) **Conn.-Type:** MWDM2L-25S-6C3-.630

Item: HSJFP **Location:** 75 / on SPIRE JFET big **Backshell:** 507 T 196 M 25

EMC-Category: 2C/Sig H in Cryostat

Pin	Signal Designation	Interface-Code Circuit	Signal	Pos.	Ch. ID	Wiring	Grouping: Shd	Cable	Twist	Comment	Target-Item	Location	Connector	Pin	New
-															
CH	Outer Shields=Faraday Shds									Faraday Shds con to Backshell ECR0039tbc					
-	Isolation									Harness Branch to be isolated from S/C Structure					
-															

Astrium GmbH	Pin Allocation List (Harness)	Doc.No.: HP-2-ASED-IC-0016
Project: HERSCHEL	For wiring schematic see SIH-CS-04 HSJFP P21	Issue: 1.0 Date: 21.04.2004
		Sheet: PAL-1 (of 3)

Connector: 121210 P09 **Function:** SPIRE Bolom. Sign. from HDJFP5 (C7) **Conn.-Type:** MWDM2L-25S-6C3-.630

Item: HSJFP **Location:** 75 / on SPIRE JFET big **Backshell:** 507 T 196 M 25

EMC-Category: 2C/Sig H in Cryostat

Pin	Signal Designation	Interface-Code Circuit	Signal	Pos.	Ch. ID	Wiring	Grouping: Shd	Cable	Twist	Comment	Target-Item	Location	Connector	Pin	New
001	SPIRE PSW (5) Ch01-04 . 1+		SPC.-	-	S158	12AXD-38	1			200 Ohm/1.0E-09 A	CVVUCR	33	211121 J25	026	
014	SPIRE PSW (5) Ch01-04 . 1-		SPC.-	-	S158	12AXD-38	1			PSW-D11	CVVUCR	33	211121 J25	037	
013	SPIRE PSW (5) Ch01-04 . 1gnd		SPC.-	-	S158	12AXD-38	1			12AX gnd daisy ch to Pin 13 (A1)	CVVUCR	33	211121 J25	036	
-															
002	SPIRE PSW (5) Ch01-04 . 2+		SPC.-	-	S158	12AXD-38	1			200 Ohm/1.0E-09 A	CVVUCR	33	211121 J25	038	
015	SPIRE PSW (5) Ch01-04 . 2-		SPC.-	-	S158	12AXD-38	1			PSW-A10	CVVUCR	33	211121 J25	049	
013	SPIRE PSW (5) Ch01-04 . 2gnd		SPC.-	-	S158	12AXD-38	1			12AX gnd daisy ch to Pin 13 (A1)	CVVUCR	33	211121 J25	036	
-															
003	SPIRE PSW (5) Ch01-04 . 3+		SPC.-	-	S158	12AXD-38	1			200 Ohm/1.0E-09 A	CVVUCR	33	211121 J25	048	
016	SPIRE PSW (5) Ch01-04 . 3-		SPC.-	-	S158	12AXD-38	1			PSW-E10	CVVUCR	33	211121 J25	060	
013	SPIRE PSW (5) Ch01-04 . 3gnd		SPC.-	-	S158	12AXD-38	1			12AX gnd daisy ch to Pin 13 (A1)	CVVUCR	33	211121 J25	036	
-															
004	SPIRE PSW (5) Ch01-04 . 4+		SPC.-	-	S158	12AXD-38	1			200 Ohm/1.0E-09 A	CVVUCR	33	211121 J25	059	
017	SPIRE PSW (5) Ch01-04 . 4-		SPC.-	-	S158	12AXD-38	1			PSW-C10	CVVUCR	33	211121 J25	071	
013	SPIRE PSW (5) Ch01-04 . 4gnd		SPC.-	-	S158	12AXD-38	1			12AX gnd daisy ch to Pin 13 (A1)	CVVUCR	33	211121 J25	036	
013	SPIRE PSW (5) Ch01-04 . SHD01		SPC.-	-	S158	12AXD-38	1			Cable S158 inner Shd daisy ch to Pin 13 (A1)	CVVUCR	33	211121 J25	036	
-	S158 12ADX Outer Shield									Cable S158 outer Shd con to CH (Faraday)					
-															
-															
005	SPIRE PSW (5) Ch05-08 . 5+		SPC.-	-	S159	12AXD-38	2			200 Ohm/1.0E-09 A	CVVUCR	33	211121 J25	050	
018	SPIRE PSW (5) Ch05-08 . 5-		SPC.-	-	S159	12AXD-38	2			PSW-B10	CVVUCR	33	211121 J25	061	
013	SPIRE PSW (5) Ch05-08 . 5gnd		SPC.-	-	S159	12AXD-38	2			12AX gnd daisy ch to Pin 13 (A1)	CVVUCR	33	211121 J25	036	
-															
006	SPIRE PSW (5) Ch05-08 . 6+		SPC.-	-	S159	12AXD-38	2			200 Ohm/1.0E-09 A	CVVUCR	33	211121 J25	062	
019	SPIRE PSW (5) Ch05-08 . 6-		SPC.-	-	S159	12AXD-38	2			PSW-D10	CVVUCR	33	211121 J25	051	
013	SPIRE PSW (5) Ch05-08 . 6gnd		SPC.-	-	S159	12AXD-38	2			12AX gnd daisy ch to Pin 13 (A1)	CVVUCR	33	211121 J25	036	
-															
020	SPIRE PSW (5) Ch05-08 . 7+		SPC.-	-	S159	12AXD-38	2			200 Ohm/1.0E-09 A	CVVUCR	33	211121 J25	063	
007	SPIRE PSW (5) Ch05-08 . 7-		SPC.-	-	S159	12AXD-38	2			PSW-A9	CVVUCR	33	211121 J25	075	
013	SPIRE PSW (5) Ch05-08 . 7gnd		SPC.-	-	S159	12AXD-38	2			12AX gnd daisy ch to Pin 13 (A1)	CVVUCR	33	211121 J25	036	

Astrium GmbH	**Pin Allocation List** (Harness)	Doc.No.: HP-2-ASED-IC-0016
Project: HERSCHEL		Issue: 1.0 Date: 21.04.2004
		Sheet: PAL-2 (of 3)

Connector: 121210 P09 **Function:** SPIRE Bolom. Sign. from HDJFP5 (C7) **Conn.-Type:** MWDM2L-25S-6C3-.630

Item: HSJFP **Location:** 75 / on SPIRE JFET big **Backshell:** 507 T 196 M 25

EMC-Category: 2C/Sig H in Cryostat

Pin	Signal Designation	Interface-Code Circuit	Signal	Pos.	Ch. ID	Wiring	Grouping: Shd	Cable	Twist	Comment	Target-Item	Location	Connector	Pin	New
-															
021	SPIRE PSW (5) Ch05-08 . 8+		SPC.-	-	S159	12AXD-38	2			200 Ohm/1.0E-09 A	CVVUCR	33	211121 J25	074	
008	SPIRE PSW (5) Ch05-08 . 8-		SPC.-	-	S159	12AXD-38	2			PSW-E9	CVVUCR	33	211121 J25	073	
013	SPIRE PSW (5) Ch05-08 . 8gnd		SPC.-	-	S159	12AXD-38	2			12AX gnd daisy ch to Pin 13 (A1)	CVVUCR	33	211121 J25	036	
013	SPIRE PSW (5) Ch05-08 . SHD02		SPC.-	-	S159	12AXD-38	2			Cable S159 inner Shd daisy ch to Pin 13 (A1)	CVVUCR	33	211121 J25	036	
-	S159 12AXD Outer Shield									Cable S159 outer Shd con to CH (Faraday)					
-															
-															
022	SPIRE PSW (5) Ch09-12 . 9+		SPC.-	-	S160	12AXD-38	3			200 Ohm/1.0E-09 A	CVVUCR	33	211121 J25	083	
009	SPIRE PSW (5) Ch09-12 . 9-		SPC.-	-	S160	12AXD-38	3			PSW-C9	CVVUCR	33	211121 J25	072	
013	SPIRE PSW (5) Ch09-12 . 9gnd		SPC.-	-	S160	12AXD-38	3			12AX gnd daisy ch to Pin 13 (A1)	CVVUCR	33	211121 J25	036	
-															
023	SPIRE PSW (5) Ch09-12 . 10+		SPC.-	-	S160	12AXD-38	3			200 Ohm/1.0E-09 A	CVVUCR	33	211121 J25	095	
010	SPIRE PSW (5) Ch09-12 . 10-		SPC.-	-	S160	12AXD-38	3			PSW-B9	CVVUCR	33	211121 J25	084	
013	SPIRE PSW (5) Ch09-12 . 10gnd		SPC.-	-	S160	12AXD-38	3			12AX gnd daisy ch to Pin 13 (A1)	CVVUCR	33	211121 J25	036	
-															
024	SPIRE PSW (5) Ch09-12 . 11+		SPC.-	-	S160	12AXD-38	3			200 Ohm/1.0E-09 A	CVVUCR	33	211121 J25	096	
011	SPIRE PSW (5) Ch09-12 . 11-		SPC.-	-	S160	12AXD-38	3			PSW-D9	CVVUCR	33	211121 J25	085	
013	SPIRE PSW (5) Ch09-12 . 11gnd		SPC.-	-	S160	12AXD-38	3			12AX gnd daisy ch to Pin 13 (A1)	CVVUCR	33	211121 J25	036	
-															
025	SPIRE PSW (5) Ch09-12 . 12+		SPC.-	-	S160	12AXD-38	3			200 Ohm/1.0E-09 A	CVVUCR	33	211121 J25	106	
012	SPIRE PSW (5) Ch09-12 . 12-		SPC.-	-	S160	12AXD-38	3			PSW-A8	CVVUCR	33	211121 J25	107	
013	SPIRE PSW (5) Ch09-12 . 12gnd		SPC.-	-	S160	12AXD-38	3			12AX gnd daisy ch to Pin 13 (A1)	CVVUCR	33	211121 J25	036	
013	SPIRE PSW (5) Ch09-12 . SHD03	SHD	SPC.-	-	S160	12AXD-38	3			Cable S160 inner Shd daisy ch to Pin 13 (A1)	CVVUCR	33	211121 J25	036	
-	S160 122AXD Outer Shield									Cable S160 outer Shd con to CH (Faraday)					
-															
-															
13	SPIRE PLW B07 GND WIRE A1		SPX.-	-	S471	010B0-30				Not a Wire in Cold !! Routed via Cable Shds to CVV FThs	CVVUCR	33	211121 J25	036	
-															

Astrium GmbH	Pin Allocation List (Harness)	Doc.No.: HP-2-ASED-IC-0016
Project: HERSCHEL		Issue: 1.0 Date: 21.04.2004
		Sheet: PAL-3 (of 3)

Connector: 121210 P09 **Function:** SPIRE Bolom. Sign. from HDJFP5 (C7) **Conn.-Type:** MWDM2L-25S-6C3-.630

Item: HSJFP **Location:** 75 / on SPIRE JFET big **Backshell:** 507 T 196 M 25

EMC-Category: 2C/Sig H in Cryostat

Pin	Signal Designation	Interface-Code Circuit	Signal	Pos.	Ch. ID	Wiring	Grouping: Shd	Cable	Twist	Comment	Target-Item	Location	Connector	Pin	New
-															
CH	Outer Shds= Farady Shds									Faraday Shds con to Backshell ECR0039tbc					
-	Isolation									Harness Branch to be isolated from S/C Structure					
-															

Astrium GmbH		Doc.No.: HP-2-ASED-IC-0016
Project: HERSCHEL	For wiring schematic see SIIt-CS-04 HSJFP P24	Issue: 1.0 Date: 21.04.2004
	Pin Allocation List (Harness)	Sheet: PAL-1 (of 3)

Connector: 121210 P08 **Function:** SPIRE Bolom. Sign. from HSJFP4 (C8) **Conn.-Type:** MWDM2L-25S-6C3-.630

Item: HSJFP **Location:** 75 / on SPIRE JFET big **Backshell:** 507 T 196 M 25

EMC-Category: 2C/Sig H in Cryostat

Pin	Signal Designation	Interface-Code Circuit	Signal	Pos.	Ch. ID	Wiring	Grouping: Shd	Cable	Twist	Comment	Target-Item	Location	Connector	Pin	New
001	SPIRE PSW (4) Ch37-40 . 37+		SPC.-	-	S154	12AXD-38	1			200 Ohm/1.0E-09 A	CVVUCR	33	211121 J27	013	
014	SPIRE PSW (4) Ch37-40 . 37-		SPC.-	-	S154	12AXD-38	1			PSW-J13	CVVUCR	33	211121 J27	012	
013	SPIRE PSW (4) Ch37-40 . 37gnd		SPC.-	-	S154	12AXD-38	1			12AX gnd daisy ch to Pin 13 (A4)	CVVUCR	33	211121 J27	004	
-															
002	SPIRE PSW (4) Ch37-40 . 38+		SPC.-	-	S154	12AXD-38	1			200 Ohm/1.0E-09 A	CVVUCR	33	211121 J27	021	
015	SPIRE PSW (4) Ch37-40 . 38-		SPC.-	-	S154	12AXD-38	1			PSW-H14	CVVUCR	33	211121 J27	020	
013	SPIRE PSW (4) Ch37-40 . 38gnd		SPC.-	-	S154	12AXD-38	1			12AX gnd daisy ch to Pin 13 (A4)	CVVUCR	33	211121 J27	004	
-															
003	SPIRE PSW (4) Ch37-40 . 39+		SPC.-	-	S154	12AXD-38	1			200 Ohm/1.0E-09 A	CVVUCR	33	211121 J27	031	
016	SPIRE PSW (4) Ch37-40 . 39-		SPC.-	-	S154	12AXD-38	1			PSW-G14	CVVUCR	33	211121 J27	043	
013	SPIRE PSW (4) Ch37-40 . 39gnd		SPC.-	-	S154	12AXD-38	1			12AX gnd daisy ch to Pin 13 (A4)	CVVUCR	33	211121 J27	004	
-															
004	SPIRE PSW (4) Ch37-40 . 40+		SPC.-	-	S154	12AXD-38	1			200 Ohm/1.0E-09 A	CVVUCR	33	211121 J27	042	
017	SPIRE PSW (4) Ch37-40 . 40-		SPC.-	-	S154	12AXD-38	1			PSW-J14	CVVUCR	33	211121 J27	054	
013	SPIRE PSW (4) Ch37-40 . 40gnd		SPC.-	-	S154	12AXD-38	1			12AX gnd daisy ch to Pin 13 (A4)	CVVUCR	33	211121 J27	004	
013	SPIRE PSW (4) Ch37-40 . SHD01		SPC.-	-	S154	12AXD-38	1			Cable S154 inner Shd daisy ch to Pin 13 (A4)	CVVUCR	33	211121 J27	004	
-	S154 12AXD Outer Shield									Cable S154 outer Shd con to CH (Faraday)					
-															
-															
005	SPIRE PSW (4) Ch41-44 . 41+		SPC.-	-	S155	12AXD-38	2			200 Ohm/1.0E-09 A	CVVUCR	33	211121 J27	010	
018	SPIRE PSW (4) Ch41-44 . 41-		SPC.-	-	S155	12AXD-38	2			PSW-F15	CVVUCR	33	211121 J27	011	
013	SPIRE PSW (4) Ch41-44 . 41gnd		SPC.-	-	S155	12AXD-38	2			12AX gnd daisy ch to Pin 13 (A4)	CVVUCR	33	211121 J27	004	
-															
006	SPIRE PSW (4) Ch41-44 . 42+		SPC.-	-	S155	12AXD-38	2			200 Ohm/1.0E-09 A	CVVUCR	33	211121 J27	019	
019	SPIRE PSW (4) Ch41-44 . 42-		SPC.-	-	S155	12AXD-38	2			PSW-H15	CVVUCR	33	211121 J27	029	
013	SPIRE PSW (4) Ch41-44 . 42gnd		SPC.-	-	S155	12AXD-38	2			12AX gnd daisy ch to Pin 13 (A4)	CVVUCR	33	211121 J27	004	
-															
020	SPIRE PSW (4) Ch41-44 . 43+		SPC.-	-	S155	12AXD-38	2			200 Ohm/1.0E-09 A	CVVUCR	33	211121 J27	041	
007	SPIRE PSW (4) Ch41-44 . 43-		SPC.-	-	S155	12AXD-38	2			PSW-J15	CVVUCR	33	211121 J27	030	
013	SPIRE PSW (4) Ch41-44 . 43gnd		SPC.-	-	S155	12AXD-38	2			12AX gnd daisy ch to Pin 13 (A4)	CVVUCR	33	211121 J27	004	

Astrium GmbH	**Pin Allocation List** (Harness)	Doc.No.: HP-2-ASED-IC-0016
Project: HERSCHEL		Issue: 1.0 Date: 21.04.2004
		Sheet: PAL-2 (of 3)

Connector: 121210 P08 **Function:** SPIRE Bolom. Sign. from HSJFP4 (C8) **Conn.-Type:** MWDM2L-25S-6C3-.630

Item: HSJFP **Location:** 75 / on SPIRE JFET big **Backshell:** 507 T 196 M 25

EMC-Category: 2C/Sig H in Cryostat

Pin	Signal Designation	Interface-Code Circuit	Signal	Pos.	Ch. ID	Wiring	Grouping: Shd	Cable	Twist	Comment	Target-Item	Location	Connector	Pin	New
-															
021	SPIRE PSW (4) Ch41-44 . 44+		SPC.-	-	S155	12AXD-38	2			200 Ohm/1.0E-09 A	CVVUCR	33	211121 J27	053	
008	SPIRE PSW (4) Ch41-44 . 44-		SPC.-	-	S155	12AXD-38	2			PSW-G15	CVVUCR	33	211121 J27	052	
013	SPIRE PSW (4) Ch41-44 . 44gnd		SPC.-	-	S155	12AXD-38	2			12AX gnd daisy ch to Pin 13 (A4)	CVVUCR	33	211121 J27	004	
013	SPIRE PSW (4) Ch41-44 . SHD02		SPC.-	-	S155	12AXD-38	2			Cable S155 inner Shd daisy ch to Pin 13 (A4)	CVVUCR	33	211121 J27	004	
-	S155 12AXD Outer Shield									Cable S155 outer Shd con to CH (Faraday)					
-															
-															
022	SPIRE PSW (4) Ch45-48 . 45+		SPC.-	-	S156	12AXD-38	3			200 Ohm/1.0E-09 A	CVVUCR	33	211121 J27	009	
009	SPIRE PSW (4) Ch45-48 . 45-		SPC.-	-	S156	12AXD-38	3			PSW-H16	CVVUCR	33	211121 J27	017	
013	SPIRE PSW (4) Ch45-48 . 45gnd		SPC.-	-	S156	12AXD-38	3			12AX gnd daisy ch to Pin 13 (A4)	CVVUCR	33	211121 J27	004	
-															
023	SPIRE PSW (4) Ch45-48 . 46+		SPC.-	-	S156	12AXD-38	3			200 Ohm/1.0E-09 A	CVVUCR	33	211121 J27	018	
010	SPIRE PSW (4) Ch45-48 . 46-		SPC.-	-	S156	12AXD-38	3			PSW-DK2	CVVUCR	33	211121 J27	028	
013	SPIRE PSW (4) Ch45-48 . 46gnd		SPC.-	-	S156	12AXD-38	3			12AX gnd daisy ch to Pin 13 (A4)	CVVUCR	33	211121 J27	004	
-															
024	SPIRE PSW (4) Ch45-48 . 47+		SPC.-	-	S156	12AXD-38	3			200 Ohm/1.0E-09 A	CVVUCR	33	211121 J27	016	
011	SPIRE PSW (4) Ch45-48 . 47-		SPC.-	-	S156	12AXD-38	3			PSW-F16	CVVUCR	33	211121 J27	027	
013	SPIRE PSW (4) Ch45-48 . 47gnd		SPC.-	-	S156	12AXD-38	3			12AX gnd daisy ch to Pin 13 (A4)	CVVUCR	33	211121 J27	004	
-															
025	SPIRE PSW (4) Ch45-48 . 48+		SPC.-	-	S156	12AXD-38	3			200 Ohm/1.0E-09 A	CVVUCR	33	211121 J27	040	
012	SPIRE PSW (4) Ch45-48 . 48-		SPC.-	-	S156	12AXD-38	3			PSW-E15	CVVUCR	33	211121 J27	039	
013	SPIRE PSW (4) Ch45-48 . 48gnd		SPC.-	-	S156	12AXD-38	3			12AX gnd daisy ch to Pin 13 (A4)	CVVUCR	33	211121 J27	004	
013	SPIRE PSW (4) Ch45-48 . SHD03		SPC.-	-	S156	12AXD-38	3			Cable S156 inner Shd daisy ch to Pin 13 (A4)	CVVUCR	33	211121 J27	004	
-	S156 12AXD Outer Shield									Cable S156 outer Shd con to CH (Faraday)					
-															
-															
013	SPIRE PLW B08 GND WIRE A4		SPX.-	-	S484	010B0-30				Not a Wire in Cold !! Routed via Cable Shds to CVV FThs	CVVUCR	33	211121 J27	004	
-															

Astrium GmbH	Pin Allocation List (Harness)	Doc.No.: HP-2-ASED-IC-0016
Project: HERSCHEL		Issue: 1.0 Date: 21.04.2004
		Sheet: PAL-3 (of 3)

Connector: 121210 P08 **Function:** SPIRE Bolom. Sign. from HSJFP4 (C8) **Conn.-Type:** MWDM2L-25S-6C3-.630

Item: HSJFP **Location:** 75 / on SPIRE JFET big **Backshell:** 507 T 196 M 25

EMC-Category: 2C/Sig H in Cryostat

Pin	Signal Designation	Interface-Code Circuit	Signal	Pos.	Ch. ID	Wiring	Grouping: Shd	Cable	Twist	Comment	Target-Item	Location	Connector	Pin	New
-															
CH	Outer Shields=Faraday Shds									Faraday Shds con to Backshell ECR0039tbc					
-	Isolation									Harness Branch to be isolated from S/C Structure					
-															

Astrium GmbH	Pin Allocation List (Harness)	Doc.No.: HP-2-ASED-IC-0016
Project: HERSCHEL	For wiring schematic see SIH-CS-04 HSJFP P23	Issue: 1.0 Date: 21.04.2004
		Sheet: PAL-1 (of 3)

Connector: 121210 P07 **Function:** SPIRE Bolom. Sign. from HSJFP4 (C8) **Conn.-Type:** MWDM2L-25S-6C3-.630

Item: HSJFP **Location:** 75 / on SPIRE JFET big **Backshell:** 507 T 196 M 25

EMC-Category: 2C/Sig H in Cryostat

Pin	Signal Designation	Interface-Code Circuit	Signal	Pos.	Ch. ID	Wiring	Grouping: Shd	Cable	Twist	Comment	Target-Item	Location	Connector	Pin	New
001	SPIRE PSW (4) Ch25-28 . 25+		SPC.-	-	S149	12AXD-38	1			200 Ohm/1.0E-09 A	CVVUCR	33	211121 J27	090	
014	SPIRE PSW (4) Ch25-28 . 25-		SPC.-	-	S149	12AXD-38	1			PSW-F12	CVVUCR	33	211121 J27	079	
013	SPIRE PSW (4) Ch25-28 . 25gnd		SPC.-	-	S149	12AXD-38	1			12AX gnd daisy ch to Pin 13 (A3)	CVVUCR	33	211121 J27	047	
-															
002	SPIRE PSW (4) Ch25-28 . 26+		SPC.-	-	S149	12AXD-38	1			200 Ohm/1.0E-09 A	CVVUCR	33	211121 J27	102	
015	SPIRE PSW (4) Ch25-28 . 26-		SPC.-	-	S149	12AXD-38	1			PSW-J11	CVVUCR	33	211121 J27	101	
013	SPIRE PSW (4) Ch25-28 . 26gnd		SPC.-	-	S149	12AXD-38	1			12AX gnd daisy ch to Pin 13 (A3)	CVVUCR	33	211121 J27	047	
-															
003	SPIRE PSW (4) Ch25-28 . 27+		SPC.-	-	S149	12AXD-38	1			200 Ohm/1.0E-09 A	CVVUCR	33	211121 J27	092	
016	SPIRE PSW (4) Ch25-28 . 27-		SPC.-	-	S149	12AXD-38	1			PSW-E12	CVVUCR	33	211121 J27	091	
013	SPIRE PSW (4) Ch25-28 . 27gnd		SPC.-	-	S149	12AXD-38	1			12AX gnd daisy ch to Pin 13 (A3)	CVVUCR	33	211121 J27	047	
-															
004	SPIRE PSW (4) Ch25-28 . 28+		SPC.-	-	S149	12AXD-38	1			200 Ohm/1.0E-09 A	CVVUCR	33	211121 J27	103	
017	SPIRE PSW (4) Ch25-28 . 28-		SPC.-	-	S149	12AXD-38	1			PSW-H12	CVVUCR	33	211121 J27	113	
013	SPIRE PSW (4) Ch25-28 . 28gnd		SPC.-	-	S149	12AXD-38	1			12AX gnd daisy ch to Pin 13 (A3)	CVVUCR	33	211121 J27	047	
013	SPIRE PSW (4) Ch25-28 . SHD01		SPC.-	-	S149	12AXD-38	1			Cable S149 inner Shd daisy ch to Pin 13 (A3)	CVVUCR	33	211121 J27	047	
-	S149 12AXD Outer Shield									Cable S149 outer Shd con to CH (Faraday)					
-															
-															
005	SPIRE PSW (4) Ch29-32 . 29+		SPC.-	-	S150	12AXD-38	2			200 Ohm/1.0E-09 A	CVVUCR	33	211121 J27	058	
018	SPIRE PSW (4) Ch29-32 . 29-		SPC.-	-	S150	12AXD-38	2			PSW-G12	CVVUCR	33	211121 J27	046	
013	SPIRE PSW (4) Ch29-32 . 29gnd		SPC.-	-	S150	12AXD-38	2			12AX gnd daisy ch to Pin 13 (A3)	CVVUCR	33	211121 J27	047	
-															
006	SPIRE PSW (4) Ch29-32 . 30+		SPC.-	-	S150	12AXD-38	2			200 Ohm/1.0E-09 A	CVVUCR	33	211121 J27	068	
019	SPIRE PSW (4) Ch29-32 . 30-		SPC.-	-	S150	12AXD-38	2			PSW-F13	CVVUCR	33	211121 J27	057	
013	SPIRE PSW (4) Ch29-32 . 30gnd		SPC.-	-	S150	12AXD-38	2			12AX gnd daisy ch to Pin 13 (A3)	CVVUCR	33	211121 J27	047	
-															
020	SPIRE PSW (4) Ch29-32 . 31+		SPC.-	-	S150	12AXD-38	2			200 Ohm/1.0E-09 A	CVVUCR	33	211121 J27	069	
007	SPIRE PSW (4) Ch29-32 . 31-		SPC.-	-	S150	12AXD-38	2			PSW-E13	CVVUCR	33	211121 J27	080	
013	SPIRE PSW (4) Ch29-32 . 31gnd		SPC.-	-	S150	12AXD-38	2			12AX gnd daisy ch to Pin 13 (A3)	CVVUCR	33	211121 J27	047	

Astrium GmbH	Pin Allocation List (Harness)	Doc.No.: HP-2-ASED-IC-0016
Project: HERSCHEL		Issue: 1.0 Date: 21.04.2004
		Sheet: PAL-2 (of 3)

Connector: 121210 P07 **Function:** SPIRE Bolom. Sign. from HSJFP4 (C8) **Conn.-Type:** MWDM2L-25S-6C3-.630

Item: HSJFP **Location:** 75 / on SPIRE JFET big **Backshell:** 507 T 196 M 25

EMC-Category: 2C/Sig H in Cryostat

Pin	Signal Designation	Interface-Code Circuit	Signal	Pos.	Ch. ID	Wiring	Grouping: Shd	Cable	Twist	Comment	Target-Item	Location	Connector	Pin	New
-															
021	SPIRE PSW (4) Ch29-32 . 32+		SPC.-	-	S150	12AXD-38	2			200 Ohm/1.0E-09 A	CVVUCR	33	211121 J27	070	
008	SPIRE PSW (4) Ch29-32 . 32-		SPC.-	-	S150	12AXD-38	2			PSW-J12	CVVUCR	33	211121 J27	081	
013	SPIRE PSW (4) Ch29-32 . 32gnd		SPC.-	-	S150	12AXD-38	2			12AX gnd daisy ch to Pin 13 (A3)	CVVUCR	33	211121 J27	047	
013	SPIRE PSW (4) Ch29-32 . SHD02		SPC.-	-	S150	12AXD-38	2			Cable S150 inner Shd daisy ch to Pin 13 (A3)	CVVUCR	33	211121 J27	047	
-	S150 12AXD Outer Shield									Cable S150 outer Shd con to CH (Faraday)					
-															
-															
022	SPIRE PSW (4) Ch33-36 . 33+		SPC.-	-	S151	12AXD-38	3			200 Ohm/1.0E-09 A	CVVUCR	33	211121 J27	023	
009	SPIRE PSW (4) Ch33-36 . 33-		SPC.-	-	S151	12AXD-38	3			PSW-H13	CVVUCR	33	211121 J27	034	
013	SPIRE PSW (4) Ch33-36 . 33gnd		SPC.-	-	S151	12AXD-38	3			12AX gnd daisy ch to Pin 13 (A3)	CVVUCR	33	211121 J27	047	
-															
023	SPIRE PSW (4) Ch33-36 . 34+		SPC.-	-	S151	12AXD-38	3			200 Ohm/1.0E-09 A	CVVUCR	33	211121 J27	033	
010	SPIRE PSW (4) Ch33-36 . 34-		SPC.-	-	S151	12AXD-38	3			PSW-G13	CVVUCR	33	211121 J27	045	
013	SPIRE PSW (4) Ch33-36 . 34gnd		SPC.-	-	S151	12AXD-38	3			12AX gnd daisy ch to Pin 13 (A3)	CVVUCR	33	211121 J27	047	
-															
024	SPIRE PSW (4) Ch33-36 . 35+		SPC.-	-	S151	12AXD-38	3			200 Ohm/1.0E-09 A	CVVUCR	33	211121 J27	044	
011	SPIRE PSW (4) Ch33-36 . 35-		SPC.-	-	S151	12AXD-38	3			PSW-F14	CVVUCR	33	211121 J27	056	
013	SPIRE PSW (4) Ch33-36 . 35gnd		SPC.-	-	S151	12AXD-38	3			12AX gnd daisy ch to Pin 13 (A3)	CVVUCR	33	211121 J27	047	
-															
025	SPIRE PSW (4) Ch33-36 . 36+		SPC.-	-	S151	12AXD-38	3			200 Ohm/1.0E-09 A	CVVUCR	33	211121 J27	022	
012	SPIRE PSW (4) Ch33-36 . 36-		SPC.-	-	S151	12AXD-38	3			PSW-E14	CVVUCR	33	211121 J27	032	
013	SPIRE PSW (4) Ch33-36 . 36gnd		SPC.-	-	S151	12AXD-38	3			12AX gnd daisy ch to Pin 13 (A3)	CVVUCR	33	211121 J27	047	
013	SPIRE PSW (4) Ch33-36 . SHD03		SPC.-	-	S151	12AXD-38	3			Cable S151 inner Shd daisy ch to Pin 13 (A3)	CVVUCR	33	211121 J27	047	
-	S151 12AXD Outer Shield									Cable S151 outer Shd con to CH (Faraday)					
-															
-															
013	SPIRE PLW B08 GND WIRE A3		SPX.-	-	S483	010B0-30				Not a Wire in Cold !! Routed via Cable Shds to CVV FThs	CVVUCR	33	211121 J27	047	
-															

Astrium GmbH	**Pin Allocation List** (Harness)	Doc.No.: HP-2-ASED-IC-0016
Project: HERSCHEL		Issue: 1.0 Date: 21.04.2004
		Sheet: PAL-3 (of 3)

Connector: 121210 P07 **Function:** SPIRE Bolom. Sign. from HSJFP4 (C8) **Conn.-Type:** MWDM2L-25S-6C3-.630

Item: HSJFP **Location:** 75 / on SPIRE JFET big **Backshell:** 507 T 196 M 25

EMC-Category: 2C/Sig H in Cryostat

Pin	Signal Designation	Interface-Code Circuit	Signal	Pos.	Ch. ID	Wiring	Grouping: Shd	Cable	Twist	Comment	Target-Item	Location	Connector	Pin	New
-															
CH	*Outer Shields=Faraday Shds*									*Farady Shds con to Backshell* ECR0039tbc					
-	Isolation									Harness Branch to be isolated from S/C Structure					
-															

Astrium GmbH	Pin Allocation List (Harness)	Doc.No.: HP-2-ASED-IC-0016
Project: HERSCHEL	For wiring schematic see SIH-CS-04 HSJFP P22	Issue: 1.0 Date: 21.04.2004
		Sheet: PAL-1 (of 3)

Connector: 121210 P06 **Function:** SPIRE Bolom. Sign. from HSJFP3 (C8) **Conn.-Type:** MWDM2L-25S-6C3-.630

Item: HSJFP **Location:** 75 / on SPIRE JFET big **Backshell:** 507 T 196 M 25

EMC-Category: 2C/Sig H in Cryostat

Pin	Signal Designation	Interface-Code Circuit	Signal	Pos.	Ch. ID	Wiring	Grouping: Shd	Cable	Twist	Comment	Target-Item	Location	Connector	Pin	New
001	SPIRE PSW (3) Ch13-16 . 13+		SPC.-	-	S145	12AXD-38	1			200 Ohm/1.0E-09 A	CVVUCR	33	211121 J27	086	
014	SPIRE PSW (3) Ch13-16 . 13-		SPC.-	-	S145	12AXD-38	1			PSW-B3	CVVUCR	33	211121 J27	087	
013	SPIRE PSW (3) Ch13-16 . 13gnd		SPC.-	-	S145	12AXD-38	1			12AX gnd daisy ch to Pin 13 (A2)	CVVUCR	33	211121 J27	128	
-															
002	SPIRE PSW (3) Ch13-16 . 14+		SPC.-	-	S145	12AXD-38	1			200 Ohm/1.0E-09 A	CVVUCR	33	211121 J27	097	
015	SPIRE PSW (3) Ch13-16 . 14-		SPC.-	-	S145	12AXD-38	1			PSW-A3	CVVUCR	33	211121 J27	098	
013	SPIRE PSW (3) Ch13-16 . 14gnd		SPC.-	-	S145	12AXD-38	1			12AX gnd daisy ch to Pin 13 (A2)	CVVUCR	33	211121 J27	128	
-															
003	SPIRE PSW (3) Ch13-16 . 15+		SPC.-	-	S145	12AXD-38	1			200 Ohm/1.0E-09 A	CVVUCR	33	211121 J27	108	
016	SPIRE PSW (3) Ch13-16 . 15-		SPC.-	-	S145	12AXD-38	1			PSW-A2	CVVUCR	33	211121 J27	109	
013	SPIRE PSW (3) Ch13-16 . 15gnd		SPC.-	-	S145	12AXD-38	1			12AX gnd daisy ch to Pin 13 (A2)	CVVUCR	33	211121 J27	128	
-															
004	SPIRE PSW (3) Ch13-16 . 16+		SPC.-	-	S145	12AXD-38	1			200 Ohm/1.0E-09 A	CVVUCR	33	211121 J27	116	
017	SPIRE PSW (3) Ch13-16 . 16-		SPC.-	-	S145	12AXD-38	1			PSW-D3	CVVUCR	33	211121 J27	117	
013	SPIRE PSW (3) Ch13-16 . 16gnd		SPC.-	-	S145	12AXD-38	1			12AX gnd daisy ch to Pin 13 (A2)	CVVUCR	33	211121 J27	128	
013	SPIRE PSW (3) Ch13-16 . SHD01		SPC.-	-	S145	12AXD-38	1			Cable S145 inner Shd daisy ch to Pin 13 (A2)	CVVUCR	33	211121 J27	128	
-	S145 12AXD Outer Shield									Cable S145 outer Shd con to CH (Faraday)					
-															
-															
005	SPIRE PSW (3) Ch17-20 . 17+		SPC.-	-	S146	12AXD-38	2			200 Ohm/1.0E-09 A	CVVUCR	33	211121 J27	055	
018	SPIRE PSW (3) Ch17-20 . 17-		SPC.-	-	S146	12AXD-38	2			PSW-C2	CVVUCR	33	211121 J27	066	
013	SPIRE PSW (3) Ch17-20 . 17gnd		SPC.-	-	S146	12AXD-38	2			12AX gnd daisy ch to Pin 13 (A2)	CVVUCR	33	211121 J27	128	
-															
006	SPIRE PSW (3) Ch17-20 . 18+		SPC.-	-	S146	12AXD-38	2			200 Ohm/1.0E-09 A	CVVUCR	33	211121 J27	067	
019	SPIRE PSW (3) Ch17-20 . 18-		SPC.-	-	S146	12AXD-38	2			PSW-B2	CVVUCR	33	211121 J27	078	
013	SPIRE PSW (3) Ch17-20 . 18gnd		SPC.-	-	S146	12AXD-38	2			12AX gnd daisy ch to Pin 13 (A2)	CVVUCR	33	211121 J27	128	
-															
020	SPIRE PSW (3) Ch17-20 . 19+		SPC.-	-	S146	12AXD-38	2			200 Ohm/1.0E-09 A	CVVUCR	33	211121 J27	076	
007	SPIRE PSW (3) Ch17-20 . 19-		SPC.-	-	S146	12AXD-38	2			PSW-D2	CVVUCR	33	211121 J27	077	
013	SPIRE PSW (3) Ch17-20 . 19gnd		SPC.-	-	S146	12AXD-38	2			12AX gnd daisy ch to Pin 13 (A2)	CVVUCR	33	211121 J27	128	

Astrium GmbH	Pin Allocation List (Harness)	Doc.No.: HP-2-ASED-IC-0016
Project: HERSCHEL		Issue: 1.0 Date: 21.04.2004
		Sheet: PAL-2 (of 3)

Connector: 121210 P06 **Function:** SPIRE Bolom. Sign. from HSJFP3 (C8) **Conn.-Type:** MWDM2L-25S-6C3-.630

Item: HSJFP **Location:** 75 / on SPIRE JFET big **Backshell:** 507 T 196 M 25

EMC-Category: 2C/Sig H in Cryostat

Pin	Signal Designation	Interface-Code Circuit	Signal	Pos.	Ch. ID	Wiring	Grouping: Shd	Cable	Twist	Comment	Target-Item	Location	Connector	Pin	New
-															
021	SPIRE PSW (3) Ch17-20 . 20+		SPC.-	-	S146	12AXD-38	2			200 Ohm/1.0E-09 A	CVVUCR	33	211121 J27	088	
008	SPIRE PSW (3) Ch17-20 . 20-		SPC.-	-	S146	12AXD-38	2			PSW-A1	CVVUCR	33	211121 J27	089	
013	SPIRE PSW (3) Ch17-20 . 20gnd		SPC.-	-	S146	12AXD-38	2			12AX gnd daisy ch to Pin 13 (A2)	CVVUCR	33	211121 J27	128	
013	SPIRE PSW (3) Ch17-20 . SHD02		SPC.-	-	S146	12AXD-38	2			Cable S145 inner Shd daisy ch to Pin 13 (A2)	CVVUCR	33	211121 J27	128	
-	S146 12AXD Outer Shield									Cable S145 outer Shd con to CH (Faraday)					
-															
-															
022	SPIRE PSW (3) Ch21-24 . 21+		SPC.-	-	S147	12AXD-38	3			200 Ohm/1.0E-09 A	CVVUCR	33	211121 J27	099	
009	SPIRE PSW (3) Ch21-24 . 21-		SPC.-	-	S147	12AXD-38	3			PSW-C1	CVVUCR	33	211121 J27	100	
013	SPIRE PSW (3) Ch21-24 . 21gnd		SPC.-	-	S147	12AXD-38	3			12AX gnd daisy ch to Pin 13 (A2)	CVVUCR	33	211121 J27	128	
-															
023	SPIRE PSW (3) Ch21-24 . 22+		SPC.-	-	S147	12AXD-38	3			200 Ohm/1.0E-09 A	CVVUCR	33	211121 J27	110	
010	SPIRE PSW (3) Ch21-24 . 22-		SPC.-	-	S147	12AXD-38	3			PSW-B1	CVVUCR	33	211121 J27	111	
013	SPIRE PSW (3) Ch21-24 . 22gnd		SPC.-	-	S147	12AXD-38	3			12AX gnd daisy ch to Pin 13 (A2)	CVVUCR	33	211121 J27	128	
-															
024	SPIRE PSW (3) Ch21-24 . 23+		SPC.-	-	S147	12AXD-38	3			200 Ohm/1.0E-09 A	CVVUCR	33	211121 J27	118	
011	SPIRE PSW (3) Ch21-24 . 23-		SPC.-	-	S147	12AXD-38	3			PSW-DK1	CVVUCR	33	211121 J27	119	
013	SPIRE PSW (3) Ch21-24 . 23gnd		SPC.-	-	S147	12AXD-38	3			12AX gnd daisy ch to Pin 13 (A2)	CVVUCR	33	211121 J27	128	
-															
025	SPIRE PSW (3) Ch21-24 . 24+		SPC.-	-	S147	12AXD-38	3			200 Ohm/1.0E-09 A	CVVUCR	33	211121 J27	112	
012	SPIRE PSW (3) Ch21-24 . 24-		SPC.-	-	S147	12AXD-38	3			PSW-D1	CVVUCR	33	211121 J27	120	
013	SPIRE PSW (3) Ch21-24 . 24gnd		SPC.-	-	S147	12AXD-38	3			12AX gnd daisy ch to Pin 13 (A2)	CVVUCR	33	211121 J27	128	
013	SPIRE PSW (3) Ch21-24 . SHD03		SPC.-	-	S147	12AXD-38	3			Cable S145 inner Shd daisy ch to Pin 13 (A2)	CVVUCR	33	211121 J27	128	
-	S147 12AXD Outer Shield									Cable S145 outer Shd con to CH (Faraday)					
-															
-															
013	SPIRE PLW B08 GND WIRE A2		SPX.-	-	S482	010B0-30				Not a Wire in Cold !! Routed via Cable Shds to CVV FThs	CVVUCR	33	211121 J27	128	
-															

Astrium GmbH	**Pin Allocation List** (Harness)	Doc.No.: HP-2-ASED-IC-0016
Project: HERSCHEL		Issue: 1.0 Date: 21.04.2004
		Sheet: PAL-3 (of 3)

Connector: 121210 P06 **Function:** SPIRE Bolom. Sign. from HSJFP3 (C8) **Conn.-Type:** MWDM2L-25S-6C3-.630

Item: HSJFP **Location:** 75 / on SPIRE JFET big **Backshell:** 507 T 196 M 25

EMC-Category: 2C/Sig H in Cryostat

Pin	Signal Designation	Interface-Code Circuit	Signal	Pos.	Ch. ID	Wiring	Grouping: Shd	Cable	Twist	Comment	Target-Item	Location	Connector	Pin	New
-															
CH	Outer Shields= Faraday Shds									Faraday Shds con to Backshell ECR0039tbc					
-	Isolation									Harness Branch to be isolated from S/C Structure					
-															

Astrium GmbH	Pin Allocation List (Harness)	Doc.No.: HP-2-ASED-IC-0016
Project: HERSCHEL	For wiring schematic see SIH-CS-04 HSJFP P21	Issue: 1.0 Date: 21.04.2004
		Sheet: PAL-1 (of 3)

Connector: 121210 P05 **Function:** SPIRE Bolom. Sign. from HSJFP3 (C8) **Conn.-Type:** MWDM2L-25S-6C3-.630

Item: HSJFP **Location:** 75 / on SPIRE JFET big **Backshell:** 507 T 196 M 25

EMC-Category: 2C/Sig H in Cryostat

Pin	Signal Designation	Interface-Code Circuit	Signal	Pos.	Ch. ID	Wiring	Grouping: Shd	Cable	Twist	Comment	Target-Item	Location	Connector	Pin	New
001	SPIRE PSW (3) Ch01-04 . 1+		SPC.-	-	S140	12AXD-38	1			200 Ohm/1.0E-09 A	CVVUCR	33	211121 J27	026	
014	SPIRE PSW (3) Ch01-04 . 1-		SPC.-	-	S140	12AXD-38	1			PSW-D6	CVVUCR	33	211121 J27	037	
013	SPIRE PSW (3) Ch01-04 . 1gnd		SPC.-	-	S140	12AXD-38	1			12AX gnd daisy ch to Pin 13 (A1)	CVVUCR	33	211121 J27	036	
-															
002	SPIRE PSW (3) Ch01-04 . 2+		SPC.-	-	S140	12AXD-38	1			200 Ohm/1.0E-09 A	CVVUCR	33	211121 J27	038	
015	SPIRE PSW (3) Ch01-04 . 2-		SPC.-	-	S140	12AXD-38	1			PSW-B6	CVVUCR	33	211121 J27	049	
013	SPIRE PSW (3) Ch01-04 . 2gnd		SPC.-	-	S140	12AXD-38	1			12AX gnd daisy ch to Pin 13 (A1)	CVVUCR	33	211121 J27	036	
-															
003	SPIRE PSW (3) Ch01-04 . 3+		SPC.-	-	S140	12AXD-38	1			200 Ohm/1.0E-09 A	CVVUCR	33	211121 J27	048	
016	SPIRE PSW (3) Ch01-04 . 3-		SPC.-	-	S140	12AXD-38	1			PSW-C5	CVVUCR	33	211121 J27	060	
013	SPIRE PSW (3) Ch01-04 . 3gnd		SPC.-	-	S140	12AXD-38	1			12AX gnd daisy ch to Pin 13 (A1)	CVVUCR	33	211121 J27	036	
-															
004	SPIRE PSW (3) Ch01-04 . 4+		SPC.-	-	S140	12AXD-38	1			200 Ohm/1.0E-09 A	CVVUCR	33	211121 J27	059	
017	SPIRE PSW (3) Ch01-04 . 4-		SPC.-	-	S140	12AXD-38	1			PSW-A5	CVVUCR	33	211121 J27	071	
013	SPIRE PSW (3) Ch01-04 . 4gnd		SPC.-	-	S140	12AXD-38	1			12AX gnd daisy ch to Pin 13 (A1)	CVVUCR	33	211121 J27	036	
013	SPIRE PSW (3) Ch01-04 . SHD01	SHD	SPC.-	-	S140	12AXD-38	1			Cable S140 inner Shd daisy ch to Pin 13 (A1)	CVVUCR	33	211121 J27	036	
-	*S140 12AXD Outer Shield*									Cable S140 outer Shd con to CH (Faraday)					
-															
-															
005	SPIRE PSW (3) Ch05-08 . 5+		SPC.-	-	S141	12AXD-38	2			200 Ohm/1.0E-09 A	CVVUCR	33	211121 J27	050	
018	SPIRE PSW (3) Ch05-08 . 5-		SPC.-	-	S141	12AXD-38	2			PSW-E5	CVVUCR	33	211121 J27	061	
013	SPIRE PSW (3) Ch05-08 . 5gnd		SPC.-	-	S141	12AXD-38	2			12AX gnd daisy ch to Pin 13 (A1)	CVVUCR	33	211121 J27	036	
-															
006	SPIRE PSW (3) Ch05-08 . 6+		SPC.-	-	S141	12AXD-38	2			200 Ohm/1.0E-09 A	CVVUCR	33	211121 J27	062	
019	SPIRE PSW (3) Ch05-08 . 6-		SPC.-	-	S141	12AXD-38	2			PSW-B5	CVVUCR	33	211121 J27	051	
013	SPIRE PSW (3) Ch05-08 . 6gnd		SPC.-	-	S141	12AXD-38	2			12AX gnd daisy ch to Pin 13 (A1)	CVVUCR	33	211121 J27	036	
-															
020	SPIRE PSW (3) Ch05-08 . 7+		SPC.-	-	S141	12AXD-38	2			200 Ohm/1.0E-09 A	CVVUCR	33	211121 J27	063	
007	SPIRE PSW (3) Ch05-08 . 7-		SPC.-	-	S141	12AXD-38	2			PSW-D5	CVVUCR	33	211121 J27	075	
013	SPIRE PSW (3) Ch05-08 . 7gnd		SPC.-	-	S141	12AXD-38	2			12AX gnd daisy ch to Pin 13 (A1)	CVVUCR	33	211121 J27	036	

Astrium GmbH	Pin Allocation List (Harness)	Doc.No.: HP-2-ASED-IC-0016
Project: HERSCHEL		Issue: 1.0 Date: 21.04.2004
		Sheet: PAL-2 (of 3)

Connector: 121210 P05 **Function:** SPIRE Bolom. Sign. from HSJFP3 (C8) **Conn.-Type:** MWDM2L-25S-6C3-.630

Item: HSJFP **Location:** 75 / on SPIRE JFET big **Backshell:** 507 T 196 M 25

EMC-Category: 2C/Sig H in Cryostat

Pin	Signal Designation	Interface-Code Circuit	Signal	Pos.	Ch. ID	Wiring	Grouping: Shd	Cable	Twist	Comment	Target-Item	Location	Connector	Pin	New
-															
021	SPIRE PSW (3) Ch05-08 . 8+		SPC.-	-	S141	12AXD-38	2			200 Ohm/1.0E-09 A	CVVUCR	33	211121 J27	074	
008	SPIRE PSW (3) Ch05-08 . 8-		SPC.-	-	S141	12AXD-38	2			PSW-C4	CVVUCR	33	211121 J27	073	
013	SPIRE PSW (3) Ch05-08 . 8gnd		SPC.-	-	S141	12AXD-38	2			12AX gnd daisy ch to Pin 13 (A1)	CVVUCR	33	211121 J27	036	
013	SPIRE PSW (3) Ch05-08 . SHD02		SPC.-	-	S141	12AXD-38	2			Cable S141 inner Shd daisy ch to Pin 13 (A1)	CVVUCR	33	211121 J27	036	
-	S141 12AXD Outer Shield									Cable S141 outer Shd con to CH (Faraday)					
-															
-															
022	SPIRE PSW (3) Ch09-12 . 9+		SPC.-	-	S142	12AXD-38	3			200 Ohm/1.0E-09 A	CVVUCR	33	211121 J27	083	
009	SPIRE PSW (3) Ch09-12 . 9-		SPC.-	-	S142	12AXD-38	3			PSW-A4	CVVUCR	33	211121 J27	072	
013	SPIRE PSW (3) Ch09-12 . 9gnd		SPC.-	-	S142	12AXD-38	3			12AX gnd daisy ch to Pin 13 (A1)	CVVUCR	33	211121 J27	036	
-															
023	SPIRE PSW (3) Ch09-12 . 10+		SPC.-	-	S142	12AXD-38	3			200 Ohm/1.0E-09 A	CVVUCR	33	211121 J27	095	
010	SPIRE PSW (3) Ch09-12 . 10-		SPC.-	-	S142	12AXD-38	3			PSW-D4	CVVUCR	33	211121 J27	084	
013	SPIRE PSW (3) Ch09-12 . 10gnd		SPC.-	-	S142	12AXD-38	3			12AX gnd daisy ch to Pin 13 (A1)	CVVUCR	33	211121 J27	036	
-															
024	SPIRE PSW (3) Ch09-12 . 11+		SPC.-	-	S142	12AXD-38	3			200 Ohm/1.0E-09 A	CVVUCR	33	211121 J27	096	
011	SPIRE PSW (3) Ch09-12 . 11-		SPC.-	-	S142	12AXD-38	3			PSW-B4	CVVUCR	33	211121 J27	085	
013	SPIRE PSW (3) Ch09-12 . 11gnd		SPC.-	-	S142	12AXD-38	3			12AX gnd daisy ch to Pin 13 (A1)	CVVUCR	33	211121 J27	036	
-															
025	SPIRE PSW (3) Ch09-12 . 12+		SPC.-	-	S142	12AXD-38	3			200 Ohm/1.0E-09 A	CVVUCR	33	211121 J27	106	
012	SPIRE PSW (3) Ch09-12 . 12-		SPC.-	-	S142	12AXD-38	3			PSW-C3	CVVUCR	33	211121 J27	107	
013	SPIRE PSW (3) Ch09-12 . 12gnd		SPC.-	-	S142	12AXD-38	3			12AX gnd daisy ch to Pin 13 (A1)	CVVUCR	33	211121 J27	036	
013	SPIRE PSW (3) Ch09-12 . SHD03		SPC.-	-	S142	12AXD-38	3			Cable S142 inner Shd daisy ch to Pin 13 (A1)	CVVUCR	33	211121 J27	036	
-	S142 12AXD Outer Shield									Cable S142 outer Shd con to CH (Faraday)					
-															
-															
013	SPIRE PLW B08 GND WIRE A1		SPX.-	-	S481	010B0-30				Not a Wire in Cold !! Routed via Cable Shds to CVV FThs	CVVUCR	33	211121 J27	036	
-															

Astrium GmbH	**Pin Allocation List** (Harness)	Doc.No.: HP-2-ASED-IC-0016
Project: HERSCHEL		Issue: 1.0 Date: 21.04.2004
		Sheet: PAL-3 (of 3)

Connector: 121210 P05 **Function:** SPIRE Bolom. Sign. from HSJFP3 (C8) **Conn.-Type:** MWDM2L-25S-6C3-.630

Item: HSJFP **Location:** 75 / on SPIRE JFET big **Backshell:** 507 T 196 M 25

EMC-Category: 2C/Sig H in Cryostat

Pin	Signal Designation	Interface-Code Circuit	Signal	Pos.	Ch. ID	Wiring	Grouping: Shd	Cable	Twist	Comment	Target-Item	Location	Connector	Pin	New
-															
CH	Outer Shields=Faraday Shds									Faraday Shds con to Backshell ECR0039tbc					
-	Isolation									Harness Branch to be isolated fro S/C Structure					
-															

Astrium GmbH		Doc.No.: HP-2-ASED-IC-0016
Project: HERSCHEL	For wiring schematic see SIIt-CS-04 HSJFP P24	Issue: 1.0 Date: 21.04.2004
	Pin Allocation List (Harness)	Sheet: PAL-1 (of 3)

Connector: 121210 P04 **Function:** SPIRE Bolom. Sign. from HSJFP2 (C9) **Conn.-Type:** MWDM2L-25S-6C3-.630

Item: HSJFP **Location:** 75 / on SPIRE JFET big **Backshell:** 507 T 196 M 25

EMC-Category: 2C/Sig H in Cryostat

Pin	Signal Designation	Interface-Code Circuit	Signal	Pos.	Ch. ID	Wiring	Grouping: Shd	Cable	Twist	Comment	Target-Item	Location	Connector	Pin	New
001	SPIRE PSW Ch37-40 . 37+		SPC.-	-	S136	12AXD-38	1			200 Ohm/1.0E-09 A	CVVUCR	33	211121 J28	013	
014	SPIRE PSW Ch37-40 . 37-		SPC.-	-	S136	12AXD-38	1			PSW-E2	CVVUCR	33	211121 J28	012	
013	SPIRE PSW Ch37-40 . 37gnd		SPC.-	-	S136	12AXD-38	1			12AX gnd daisy ch to Pin 13 (A4)	CVVUCR	33	211121 J28	004	
-															
002	SPIRE PSW Ch37-40 . 38+		SPC.-	-	S136	12AXD-38	1			200 Ohm/1.0E-09 A	CVVUCR	33	211121 J28	021	
015	SPIRE PSW Ch37-40 . 38-		SPC.-	-	S136	12AXD-38	1			PSW-F3	CVVUCR	33	211121 J28	020	
013	SPIRE PSW Ch37-40 . 38gnd		SPC.-	-	S136	12AXD-38	1			12AX gnd daisy ch to Pin 13 (A4)	CVVUCR	33	211121 J28	004	
-															
003	SPIRE PSW Ch37-40 . 39+		SPC.-	-	S136	12AXD-38	1			200 Ohm/1.0E-09 A	CVVUCR	33	211121 J28	031	
016	SPIRE PSW Ch37-40 . 39-		SPC.-	-	S136	12AXD-38	1			PSW-G3	CVVUCR	33	211121 J28	043	
013	SPIRE PSW Ch37-40 . 39gnd		SPC.-	-	S136	12AXD-38	1			12AX gnd daisy ch to Pin 13 (A4)	CVVUCR	33	211121 J28	004	
-															
004	SPIRE PSW Ch37-40 . 40+		SPC.-	-	S136	12AXD-38	1			200 Ohm/1.0E-09 A	CVVUCR	33	211121 J28	042	
017	SPIRE PSW Ch37-40 . 40-		SPC.-	-	S136	12AXD-38	1			PSW-H4	CVVUCR	33	211121 J28	054	
013	SPIRE PSW Ch37-40 . 40gnd		SPC.-	-	S136	12AXD-38	1			12AX gnd daisy ch to Pin 13 (A4)	CVVUCR	33	211121 J28	004	
013	SPIRE PSW Ch37-40 . SHD01		SPC.-	-	S136	12AXD-38	1			Cable S136 inner Shd dasy ch to Pin 13 (A4)	CVVUCR	33	211121 J28	004	
-	S316 12AXD Outer Shield									Cable S136 outer Shd con to CH (Faraday)					
-															
-															
005	SPIRE PSW Ch41-44 . 41+		SPC.-	-	S137	12AXD-38	2			200 Ohm/1.0E-09 A	CVVUCR	33	211121 J28	010	
018	SPIRE PSW Ch41-44 . 41-		SPC.-	-	S137	12AXD-38	2			PSW-J4	CVVUCR	33	211121 J28	011	
013	SPIRE PSW Ch41-44 . 41gnd		SPC.-	-	S137	12AXD-38	2			12AX gnd daisy ch to Pin 13 (A4)	CVVUCR	33	211121 J28	004	
-															
006	SPIRE PSW Ch41-44 . 42+		SPC.-	-	S137	12AXD-38	2			200 Ohm/1.0E-09 A	CVVUCR	33	211121 J28	019	
019	SPIRE PSW Ch41-44 . 42-		SPC.-	-	S137	12AXD-38	2			PSW-E3	CVVUCR	33	211121 J28	029	
013	SPIRE PSW Ch41-44 . 42gnd		SPC.-	-	S137	12AXD-38	2			12AX gnd daisy ch to Pin 13 (A4)	CVVUCR	33	211121 J28	004	
-															
020	SPIRE PSW Ch41-44 . 43+		SPC.-	-	S137	12AXD-38	2			200 Ohm/1.0E-09 A	CVVUCR	33	211121 J28	041	
007	SPIRE PSW Ch41-44 . 43-		SPC.-	-	S137	12AXD-38	2			PSW-F4	CVVUCR	33	211121 J28	030	
013	SPIRE PSW Ch41-44 . 43gnd		SPC.-	-	S137	12AXD-38	2			12AX gnd daisy ch to Pin 13 (A4)	CVVUCR	33	211121 J28	004	

Astrium GmbH	**Pin Allocation List**	Doc.No.: HP-2-ASED-IC-0016
Project: HERSCHEL	**(Harness)**	Issue: 1.0 Date: 21.04.2004
		Sheet: PAL-2 (of 3)

Connector: 121210 P04 **Function:** SPIRE Bolom. Sign. from HSJFP2 (C9) **Conn.-Type:** MWDM2L-25S-6C3-.630

Item: HSJFP **Location:** 75 / on SPIRE JFET big **Backshell:** 507 T 196 M 25

EMC-Category: 2C/Sig H in Cryostat

Pin	Signal Designation	Interface-Code Circuit	Signal	Pos.	Ch. ID	Wiring	Grouping: Shd	Cable	Twist	Comment	Target-Item	Location	Connector	Pin	New
-															
021	SPIRE PSW Ch41-44 . 44+		SPC.-	-	S137	12AXD-38	2			200 Ohm/1.0E-09 A	CVVUCR	33	211121 J28	053	
008	SPIRE PSW Ch41-44 . 44-		SPC.-	-	S137	12AXD-38	2			PSW-G4	CVVUCR	33	211121 J28	052	
013	SPIRE PSW Ch41-44 . 44gnd		SPC.-	-	S137	12AXD-38	2			12AX gnd daisy ch to Pin 13 (A4)	CVVUCR	33	211121 J28	004	
013	SPIRE PSW Ch41-44 . SHD02		SPC.-	-	S137	12AXD-38	2			Cable S137 inner Shd dasy ch to Pin 13 (A4)	CVVUCR	33	211121 J28	004	
-	S317 12AXD Outer Shield									Cable S137 outer Shd con to CH (Faraday)					
-															
-															
022	SPIRE PSW Ch45-48 . 45+		SPC.-	-	S138	12AXD-38	3			200 Ohm/1.0E-09 A	CVVUCR	33	211121 J28	009	
009	SPIRE PSW Ch45-48 . 45-		SPC.-	-	S138	12AXD-38	3			PSW-H5	CVVUCR	33	211121 J28	017	
013	SPIRE PSW Ch45-48 . 45gnd		SPC.-	-	S138	12AXD-38	3			12AX gnd daisy ch to Pin 13 (A4)	CVVUCR	33	211121 J28	004	
-															
023	SPIRE PSW Ch45-48 . 46+		SPC.-	-	S138	12AXD-38	3			200 Ohm/1.0E-09 A	CVVUCR	33	211121 J28	018	
010	SPIRE PSW Ch45-48 . 46-		SPC.-	-	S138	12AXD-38	3			PSW-E4	CVVUCR	33	211121 J28	028	
013	SPIRE PSW Ch45-48 . 46gnd		SPC.-	-	S138	12AXD-38	3			12AX gnd daisy ch to Pin 13 (A4)	CVVUCR	33	211121 J28	004	
-															
024	SPIRE PSW Ch45-48 . 47+		SPC.-	-	S138	12AXD-38	3			200 Ohm/1.0E-09 A	CVVUCR	33	211121 J28	016	
011	SPIRE PSW Ch45-48 . 47-		SPC.-	-	S138	12AXD-38	3			PSW-J5	CVVUCR	33	211121 J28	027	
013	SPIRE PSW Ch45-48 . 47gnd		SPC.-	-	S138	12AXD-38	3			12AX gnd daisy ch to Pin 13 (A4)	CVVUCR	33	211121 J28	004	
-															
025	SPIRE PSW Ch45-48 . 48+		SPC.-	-	S138	12AXD-38	3			200 Ohm/1.0E-09 A	CVVUCR	33	211121 J28	040	
012	SPIRE PSW Ch45-48 . 48-		SPC.-	-	S138	12AXD-38	3			PSW-F5	CVVUCR	33	211121 J28	039	
013	SPIRE PSW Ch45-48 . 48gnd		SPC.-	-	S138	12AXD-38	3			12AX gnd daisy ch to Pin 13 (A4)	CVVUCR	33	211121 J28	004	
013	SPIRE PSW Ch45-48 . SHD03		SPC.-	-	S138	12AXD-38	3			Cable S138 inner Shd dasy ch to Pin 13 (A4)	CVVUCR	33	211121 J28	004	
-	S318 12 AXD Outer Shield									Cable S138 outer Shd con to CH (Faraday)					
-															
-															
013	SPIRE PLW B09 GND WIRE A4		SPX.-	-	S494	010B0-30				Not a Wire in Cold !! Routed via Cable Shds to CVV FThs	CVVUCR	33	211121 J28	004	
-															

Astrium GmbH	Pin Allocation List (Harness)	Doc.No.: HP-2-ASED-IC-0016
Project: HERSCHEL		Issue: 1.0 Date: 21.04.2004
		Sheet: PAL-3 (of 3)

Connector: 121210 P04 **Function:** SPIRE Bolom. Sign. from HSJFP2 (C9) **Conn.-Type:** MWDM2L-25S-6C3-.630

Item: HSJFP **Location:** 75 / on SPIRE JFET big **Backshell:** 507 T 196 M 25

EMC-Category: 2C/Sig H in Cryostat

Pin	Signal Designation	Interface-Code Circuit	Signal	Pos.	Ch. ID	Wiring	Grouping: Shd	Cable	Twist	Comment	Target-Item	Location	Connector	Pin	New
-															
CH	Outer Shields=Faraday Shds									Faraday Shds con to Backshell ECR0039tbc					
-	Isolation									Harness Branch to be isolated from S/C Structure					
-															

Astrium GmbH	**Pin Allocation List** (Harness)	Doc.No.: HP-2-ASED-IC-0016
Project: HERSCHEL	For wiring Schematic see SIII-CS-04 HSJFP P23	Issue: 1.0 Date: 21.04.2004
		Sheet: PAL-1 (of 3)

Connector: 121210 P03 **Function:** SPIRE Bolom. Sign. from HSJFP2 (C9) **Conn.-Type:** MWDM2L-25S-6C3-.630

Item: HSJFP **Location:** 75 / on SPIRE JFET big **Backshell:** 507 T 196 M 25

EMC-Category: 2C/Sig H in Cryostat

Pin	Signal Designation	Interface-Code Circuit	Signal	Pos.	Ch. ID	Wiring	Grouping: Shd	Cable	Twist	Comment	Target-Item	Location	Connector	Pin	New
001	SPIRE PSW Ch25-28 . 25+		SPC.-	-	S131	12AXD-38	1			200 Ohm/1.0E-09 A	CVVUCR	33	211121 J28	090	
014	SPIRE PSW Ch25-28 . 25-		SPC.-	-	S131	12AXD-38	1			PSW-E1	CVVUCR	33	211121 J28	079	
013	SPIRE PSW Ch25-28 . 25gnd		SPC.-	-	S131	12AXD-38	1			12AX gnd daisy ch to Pin 13 (A3)	CVVUCR	33	211121 J28	047	
-															
002	SPIRE PSW Ch25-28 . 26+		SPC.-	-	S131	12AXD-38	1			200 Ohm/1.0E-09 A	CVVUCR	33	211121 J28	102	
015	SPIRE PSW Ch25-28 . 26-		SPC.-	-	S131	12AXD-38	1			PSW-F1	CVVUCR	33	211121 J28	101	
013	SPIRE PSW Ch25-28 . 26gnd		SPC.-	-	S131	12AXD-38	1			12AX gnd daisy ch to Pin 13 (A3)	CVVUCR	33	211121 J28	047	
-															
003	SPIRE PSW Ch25-28 . 27+		SPC.-	-	S131	12AXD-38	1			200 Ohm/1.0E-09 A	CVVUCR	33	211121 J28	092	
016	SPIRE PSW Ch25-28 . 27-		SPC.-	-	S131	12AXD-38	1			PSW-T2	CVVUCR	33	211121 J28	091	
013	SPIRE PSW Ch25-28 . 27gnd		SPC.-	-	S131	12AXD-38	1			12AX gnd daisy ch to Pin 13 (A3)	CVVUCR	33	211121 J28	047	
-															
004	SPIRE PSW Ch25-28 . 28+		SPC.-	-	S131	12AXD-38	1			200 Ohm/1.0E-09 A	CVVUCR	33	211121 J28	103	
017	SPIRE PSW Ch25-28 . 28-		SPC.-	-	S131	12AXD-38	1			PSW-H1	CVVUCR	33	211121 J28	113	
013	SPIRE PSW Ch25-28 . 28gnd		SPC.-	-	S131	12AXD-38	1			12AX gnd daisy ch to Pin 13 (A3)	CVVUCR	33	211121 J28	047	
013	SPIRE PSW Ch25-28 . SHD01		SPC.-	-	S131	12AXD-38	1			Cable S131 inner Shd daisy ch to Pin 13 (A3)	CVVUCR	33	211121 J28	047	
-	S131 12 AXD Outer Shield									Cable S131 outer Shd con to CH (Faraday)					
-															
-															
005	SPIRE PSW Ch29-32 . 29+		SPC.-	-	S132	12AXD-38	2			200 Ohm/1.0E-09 A	CVVUCR	33	211121 J28	058	
018	SPIRE PSW Ch29-32 . 29-		SPC.-	-	S132	12AXD-38	2			PSW-G1	CVVUCR	33	211121 J28	046	
013	SPIRE PSW Ch29-32 . 29gnd		SPC.-	-	S132	12AXD-38	2			12AX gnd daisy ch to Pin 13 (A3)	CVVUCR	33	211121 J28	047	
-															
006	SPIRE PSW Ch29-32 . 30+		SPC.-	-	S132	12AXD-38	2			200 Ohm/1.0E-09 A	CVVUCR	33	211121 J28	068	
019	SPIRE PSW Ch29-32 . 30-		SPC.-	-	S132	12AXD-38	2			PSW-J1	CVVUCR	33	211121 J28	057	
013	SPIRE PSW Ch29-32 . 30gnd		SPC.-	-	S132	12AXD-38	2			12AX gnd daisy ch to Pin 13 (A3)	CVVUCR	33	211121 J28	047	
-															
020	SPIRE PSW Ch29-32 . 31+		SPC.-	-	S132	12AXD-38	2			200 Ohm/1.0E-09 A	CVVUCR	33	211121 J28	069	
007	SPIRE PSW Ch29-32 . 31-		SPC.-	-	S132	12AXD-38	2			PSW-H2	CVVUCR	33	211121 J28	080	
013	SPIRE PSW Ch29-32 . 31gnd		SPC.-	-	S132	12AXD-38	2			12AX gnd daisy ch to Pin 13 (A3)	CVVUCR	33	211121 J28	047	

Astrium GmbH	Pin Allocation List (Harness)	Doc.No.: HP-2-ASED-IC-0016
Project: HERSCHEL		Issue: 1.0 Date: 21.04.2004
		Sheet: PAL-2 (of 3)

Connector: 121210 P03 **Function:** SPIRE Bolom. Sign. from HSJFP2 (C9) **Conn.-Type:** MWDM2L-25S-6C3-.630

Item: HSJFP **Location:** 75 / on SPIRE JFET big **Backshell:** 507 T 196 M 25

EMC-Category: 2C/Sig H in Cryostat

Pin	Signal Designation	Interface-Code Circuit	Signal	Pos.	Ch. ID	Wiring	Grouping: Shd	Cable	Twist	Comment	Target-Item	Location	Connector	Pin	New
-															
021	SPIRE PSW Ch29-32 . 32+		SPC.-	-	S132	12AXD-38	2			200 Ohm/1.0E-09 A	CVVUCR	33	211121 J28	070	
008	SPIRE PSW Ch29-32 . 32-		SPC.-	-	S132	12AXD-38	2			PSW-F2	CVVUCR	33	211121 J28	081	
013	SPIRE PSW Ch29-32 . 32gnd		SPC.-	-	S132	12AXD-38	2			12AX gnd daisy ch to Pin 13 (A3)	CVVUCR	33	211121 J28	047	
013	SPIRE PSW Ch29-32 . SHD02		SPC.-	-	S132	12AXD-38	2			Cable S132 inner Shd daisy ch to Pin 13 (A3)	CVVUCR	33	211121 J28	047	
-	S132 12 AXD Outer Shield									Cable S132 outer Shd con to CH (Faraday)					
-															
-															
022	SPIRE PSW Ch33-36 . 33+		SPC.-	-	S133	12AXD-38	3			200 Ohm/1.0E-09 A	CVVUCR	33	211121 J28	023	
009	SPIRE PSW Ch33-36 . 33-		SPC.-	-	S133	12AXD-38	3			PSW-J2	CVVUCR	33	211121 J28	034	
013	SPIRE PSW Ch33-36 . 33gnd		SPC.-	-	S133	12AXD-38	3			12AX gnd daisy ch to Pin 13 (A3)	CVVUCR	33	211121 J28	047	
-															
023	SPIRE PSW Ch33-36 . 34+		SPC.-	-	S133	12AXD-38	3			200 Ohm/1.0E-09 A	CVVUCR	33	211121 J28	033	
010	SPIRE PSW Ch33-36 . 34-		SPC.-	-	S133	12AXD-38	3			PSW-G2	CVVUCR	33	211121 J28	045	
013	SPIRE PSW Ch33-36 . 34gnd		SPC.-	-	S133	12AXD-38	3			12AX gnd daisy ch to Pin 13 (A3)	CVVUCR	33	211121 J28	047	
-															
024	SPIRE PSW Ch33-36 . 35+		SPC.-	-	S133	12AXD-38	3			200 Ohm/1.0E-09 A	CVVUCR	33	211121 J28	044	
011	SPIRE PSW Ch33-36 . 35-		SPC.-	-	S133	12AXD-38	3			PSW-H3	CVVUCR	33	211121 J28	056	
013	SPIRE PSW Ch33-36 . 35gnd		SPC.-	-	S133	12AXD-38	3			12AX gnd daisy ch to Pin 13 (A3)	CVVUCR	33	211121 J28	047	
-															
025	SPIRE PSW Ch33-36 . 36+		SPC.-	-	S133	12AXD-38	3			200 Ohm/1.0E-09 A	CVVUCR	33	211121 J28	022	
012	SPIRE PSW Ch33-36 . 36-		SPC.-	-	S133	12AXD-38	3			PSW-J3	CVVUCR	33	211121 J28	032	
013	SPIRE PSW Ch33-36 . 36gnd		SPC.-	-	S133	12AXD-38	3			12AX gnd daisy ch to Pin 13 (A3)	CVVUCR	33	211121 J28	047	
013	SPIRE PSW Ch33-36 . SHD03		SPC.-	-	S133	12AXD-38	3			Cable S133 inner Shd daisy ch to Pin 13 (A3)	CVVUCR	33	211121 J28	047	
-	S313 12 AXD Outer Shield									Cable S133 outer Shd con to CH (Faraday)					
-															
-															
013	SPIRE PLW B09 GND WIRE A3		SPX.-	-	S493	010B0-30				Not a Wire in Cold !! Routed via Cable Shds to CVV FThs	CVVUCR	33	211121 J28	047	
-															

Astrium GmbH	**Pin Allocation List** (Harness)	Doc.No.: HP-2-ASED-IC-0016
Project: HERSCHEL		Issue: 1.0 Date: 21.04.2004
		Sheet: PAL-3 (of 3)

Connector: 121210 P03 **Function:** SPIRE Bolom. Sign. from HSJFP2 (C9) **Conn.-Type:** MWDM2L-25S-6C3-.630

Item: HSJFP **Location:** 75 / on SPIRE JFET big **Backshell:** 507 T 196 M 25

EMC-Category: 2C/Sig H in Cryostat

Pin	Signal Designation	Interface-Code Circuit	Signal	Pos.	Ch. ID	Wiring	Grouping: Shd	Cable	Twist	Comment	Target-Item	Location	Connector	Pin	New
-															
CH	Outer Shields=Faraday Shds									Faraday Shds con to Backshell ECR0039tbc					
-	Isolation									Harness Branch to be isolated from S/C Structure					
-															

Astrium GmbH	**Pin Allocation List** (Harness)	Doc.No.: HP-2-ASED-IC-0016
Project: HERSCHEL	For wiring schematic see SIH-CS-04 HSJFP P22	Issue: 1.0 Date: 21.04.2004
		Sheet: PAL-1 (of 3)

Connector: 121210 P02 **Function:** SPIRE Bolom. Sign. from HSJFP1 (C9) **Conn.-Type:** MWDM2L-25S-6C3-.630

Item: HSJFP **Location:** 75 / on SPIRE JFET big **Backshell:** 507 T 196 M 25

EMC-Category: 2C/Sig H in Cryostat

Pin	Signal Designation	Interface-Code Circuit	Signal	Pos.	Ch. ID	Wiring	Grouping: Shd	Cable	Twist	Comment	Target-Item	Location	Connector	Pin	New
001	SPIRE PSW Ch13-16 . 13+		SPC.-	-	S127	12AXD-38	1			200 Ohm/1.0E-09 A	CVVUCR	33	211121 J28	086	
014	SPIRE PSW Ch13-16 . 13-		SPC.-	-	S127	12AXD-38	1			PSW-B14	CVVUCR	33	211121 J28	087	
013	SPIRE PSW Ch13-16 . 13gnd		SPC.-	-	S127	12AXD-38	1			12AX gnd daisy ch to Pin 13 (A2)	CVVUCR	33	211121 J28	128	
-															
002	SPIRE PSW Ch13-16 . 14+		SPC.-	-	S127	12AXD-38	1			200 Ohm/1.0E-09 A	CVVUCR	33	211121 J28	097	
015	SPIRE PSW Ch13-16 . 14-		SPC.-	-	S127	12AXD-38	1			PSW-C13	CVVUCR	33	211121 J28	098	
013	SPIRE PSW Ch13-16 . 14gnd		SPC.-	-	S127	12AXD-38	1			12AX gnd daisy ch to Pin 13 (A2)	CVVUCR	33	211121 J28	128	
-															
003	SPIRE PSW Ch13-16 . 15+		SPC.-	-	S127	12AXD-38	1			200 Ohm/1.0E-09 A	CVVUCR	33	211121 J28	108	
016	SPIRE PSW Ch13-16 . 15-		SPC.-	-	S127	12AXD-38	1			PSW-B13	CVVUCR	33	211121 J28	109	
013	SPIRE PSW Ch13-16 . 15gnd		SPC.-	-	S127	12AXD-38	1			12AX gnd daisy ch to Pin 13 (A2)	CVVUCR	33	211121 J28	128	
-															
004	SPIRE PSW Ch13-16 . 16+		SPC.-	-	S127	12AXD-38	1			200 Ohm/1.0E-09 A	CVVUCR	33	211121 J28	116	
017	SPIRE PSW Ch13-16 . 16-		SPC.-	-	S127	12AXD-38	1			PSW-D13	CVVUCR	33	211121 J28	117	
013	SPIRE PSW Ch13-16 . 16gnd		SPC.-	-	S127	12AXD-38	1			12AX gnd daisy ch to Pin 13 (A2)	CVVUCR	33	211121 J28	128	
013	SPIRE PSW Ch13-16 . SHD01		SPC.-	-	S127	12AXD-38	1			Cable S127 inner Shd daisy ch to Pin 13 (A2)	CVVUCR	33	211121 J28	128	
-	S127 12 AXD Outer Shield									Cable S127 outer Shd con to CH (Faraday)					
-															
-															
005	SPIRE PSW Ch17-20 . 17+		SPC.-	-	S128	12AXD-38	2			200 Ohm/1.0E-09 A	CVVUCR	33	211121 J28	055	
018	SPIRE PSW Ch17-20 . 17-		SPC.-	-	S128	12AXD-38	2			PSW-A12	CVVUCR	33	211121 J28	066	
013	SPIRE PSW Ch17-20 . 17gnd		SPC.-	-	S128	12AXD-38	2			12AX gnd daisy ch to Pin 13 (A2)	CVVUCR	33	211121 J28	128	
-															
006	SPIRE PSW Ch17-20 . 18+		SPC.-	-	S128	12AXD-38	2			200 Ohm/1.0E-09 A	CVVUCR	33	211121 J28	067	
019	SPIRE PSW Ch17-20 . 18-		SPC.-	-	S128	12AXD-38	2			PSW-C12	CVVUCR	33	211121 J28	078	
013	SPIRE PSW Ch17-20 . 18gnd		SPC.-	-	S128	12AXD-38	2			12AX gnd daisy ch to Pin 13 (A2)	CVVUCR	33	211121 J28	128	
-															
020	SPIRE PSW Ch17-20 . 19+		SPC.-	-	S128	12AXD-38	2			200 Ohm/1.0E-09 A	CVVUCR	33	211121 J28	076	
007	SPIRE PSW Ch17-20 . 19-		SPC.-	-	S128	12AXD-38	2			PSW-D12	CVVUCR	33	211121 J28	077	
013	SPIRE PSW Ch17-20 . 19gnd		SPC.-	-	S128	12AXD-38	2			12AX gnd daisy ch to Pin 13 (A2)	CVVUCR	33	211121 J28	128	

Astrium GmbH	Pin Allocation List (Harness)	Doc.No.: HP-2-ASED-IC-0016
Project: HERSCHEL		Issue: 1.0 Date: 21.04.2004
		Sheet: PAL-2 (of 3)

Connector: 121210 P02 **Function:** SPIRE Bolom. Sign. from HSJFP1 (C9) **Conn.-Type:** MWDM2L-25S-6C3-.630

Item: HSJFP **Location:** 75 / on SPIRE JFET big **Backshell:** 507 T 196 M 25

EMC-Category: 2C/Sig H in Cryostat

Pin	Signal Designation	Interface-Code Circuit	Signal	Pos.	Ch. ID	Wiring	Grouping: Shd	Cable	Twist	Comment	Target-Item	Location	Connector	Pin	New
-															
021	SPIRE PSW Ch17-20 . 20+		SPC.-	-	S128	12AXD-38	2			200 Ohm/1.0E-09 A	CVVUCR	33	211121 J28	088	
008	SPIRE PSW Ch17-20 . 20-		SPC.-	-	S128	12AXD-38	2			PSW-B12	CVVUCR	33	211121 J28	089	
013	SPIRE PSW Ch17-20 . 20gnd		SPC.-	-	S128	12AXD-38	2			12AX gnd daisy ch to Pin 13 (A2)	CVVUCR	33	211121 J28	128	
013	SPIRE PSW Ch17-20 . SHD02		SPC.-	-	S128	12AXD-38	2			Cable S128 inner Shd daisy ch to Pin 13 (A2)	CVVUCR	33	211121 J28	128	
-	S128 12 AXD Outer Shield									Cable S128 outer Shd con to CH (Faraday)					
-															
-															
022	SPIRE PSW Ch21-24 . 21+		SPC.-	-	S129	12AXD-38	3			200 Ohm/1.0E-09 A	CVVUCR	33	211121 J28	099	
009	SPIRE PSW Ch21-24 . 21-		SPC.-	-	S129	12AXD-38	3			PSW-E11	CVVUCR	33	211121 J28	100	
013	SPIRE PSW Ch21-24 . 21gnd		SPC.-	-	S129	12AXD-38	3			12AX gnd daisy ch to Pin 13 (A2)	CVVUCR	33	211121 J28	128	
-															
023	SPIRE PSW Ch21-24 . 22+		SPC.-	-	S129	12AXD-38	3			200 Ohm/1.0E-09 A	CVVUCR	33	211121 J28	110	
010	SPIRE PSW Ch21-24 . 22-		SPC.-	-	S129	12AXD-38	3			PSW-A11	CVVUCR	33	211121 J28	111	
013	SPIRE PSW Ch21-24 . 22gnd		SPC.-	-	S129	12AXD-38	3			12AX gnd daisy ch to Pin 13 (A2)	CVVUCR	33	211121 J28	128	
-															
024	SPIRE PSW Ch21-24 . 23+		SPC.-	-	S129	12AXD-38	3			200 Ohm/1.0E-09 A	CVVUCR	33	211121 J28	118	
011	SPIRE PSW Ch21-24 . 23-		SPC.-	-	S129	12AXD-38	3			PSW-C11	CVVUCR	33	211121 J28	119	
013	SPIRE PSW Ch21-24 . 23gnd		SPC.-	-	S129	12AXD-38	3			12AX gnd daisy ch to Pin 13 (A2)	CVVUCR	33	211121 J28	128	
-															
025	SPIRE PSW Ch21-24 . 24+		SPC.-	-	S129	12AXD-38	3			200 Ohm/1.0E-09 A	CVVUCR	33	211121 J28	112	
012	SPIRE PSW Ch21-24 . 24-		SPC.-	-	S129	12AXD-38	3			PSW-B11	CVVUCR	33	211121 J28	120	
013	SPIRE PSW Ch21-24 . 24gnd		SPC.-	-	S129	12AXD-38	3			12AX gnd daisy ch to Pin 13 (A2)	CVVUCR	33	211121 J28	128	
013	SPIRE PSW Ch21-24 . SHD03		SPC.-	-	S129	12AXD-38	3			Cable S129 inner Shd daisy ch to Pin 13 (A2)	CVVUCR	33	211121 J28	128	
-	S129 12 AXD Outer Shield									Cable S129 outer Shd con to CH (Faraday)					
-															
-															
013	SPIRE PLW B09 GND WIRE A2		SPX.-	-	S492	010B0-30				Not a Wire in Cold !! Routed via Cable Shds to CVV FThs	CVVUCR	33	211121 J28	128	
-															

Astrium GmbH	Pin Allocation List (Harness)	Doc.No.: HP-2-ASED-IC-0016
Project: HERSCHEL		Issue: 1.0 Date: 21.04.2004
		Sheet: PAL-3 (of 3)

Connector: 121210 P02 **Function:** SPIRE Bolom. Sign. from HSJFP1 (C9) **Conn.-Type:** MWDM2L-25S-6C3-.630

Item: HSJFP **Location:** 75 / on SPIRE JFET big **Backshell:** 507 T 196 M 25

EMC-Category: 2C/Sig H in Cryostat

Pin	Signal Designation	Interface-Code Circuit	Signal	Pos.	Ch. ID	Wiring	Grouping: Shd	Cable	Twist	Comment	Target-Item	Location	Connector	Pin	New
-															
CH	Outer Shields=Faraday Shds									Faraday Shds con to Backshell ECR0039tbc					
-	Isolation									Harness Branch to be isolated from S/C Structure					
-															

Astrium GmbH	**Pin Allocation List**	Doc.No.: HP-2-ASED-IC-0016
Project: HERSCHEL	(Harness)	Issue: 1.0 Date: 21.04.2004
For wiring Schematic see SIIT-CS-04 HSJFP P21		Sheet: PAL-1 (of 3)

Connector: 121210 P01 **Function:** SPIRE Bolom. Sign. from HSJFP1 (C9) **Conn.-Type:** MWDM2L-25S-6C3-.630

Item: HSJFP **Location:** 75 / on SPIRE JFET big **Backshell:** 507 T 196 M 25

EMC-Category: 2C/Sig H in Cryostat

Pin	Signal Designation	Interface-Code Circuit	Signal	Pos.	Ch. ID	Wiring	Grouping: Shd	Cable	Twist	Comment	Target-Item	Location	Connector	Pin	New
001	SPIRE PSW Ch01-04 . 1+		SPC.-	-	S122	12AXD-38	1			200 Ohm/1.0E-09 A	CVVUCR	33	211121 J28	026	
014	SPIRE PSW Ch01-04 . 1-		SPC.-	-	S122	12AXD-38	1			PSW-R1	CVVUCR	33	211121 J28	037	
013	SPIRE PSW Ch01-04 . 1gnd		SPC.-	-	S122	12AXD-38	1			12AX gnd daisy ch to Pin 13 (A1)	CVVUCR	33	211121 J28	036	
-															
002	SPIRE PSW Ch01-04 . 2+		SPC.-	-	S122	12AXD-38	1			200 Ohm/1.0E-09 A	CVVUCR	33	211121 J28	038	
015	SPIRE PSW Ch01-04 . 2-		SPC.-	-	S122	12AXD-38	1			PSW-D16	CVVUCR	33	211121 J28	049	
013	SPIRE PSW Ch01-04 . 2gnd		SPC.-	-	S122	12AXD-38	1			12AX gnd daisy ch to Pin 13 (A1)	CVVUCR	33	211121 J28	036	
-															
003	SPIRE PSW Ch01-04 . 3+		SPC.-	-	S122	12AXD-38	1			200 Ohm/1.0E-09 A	CVVUCR	33	211121 J28	048	
016	SPIRE PSW Ch01-04 . 3-		SPC.-	-	S122	12AXD-38	1			PSW-T1	CVVUCR	33	211121 J28	060	
013	SPIRE PSW Ch01-04 . 3gnd		SPC.-	-	S122	12AXD-38	1			12AX gnd daisy ch to Pin 13 (A1)	CVVUCR	33	211121 J28	036	
-															
004	SPIRE PSW Ch01-04 . 4+		SPC.-	-	S122	12AXD-38	1			200 Ohm/1.0E-09 A	CVVUCR	33	211121 J28	059	
017	SPIRE PSW Ch01-04 . 4-		SPC.-	-	S122	12AXD-38	1			PSW-B16	CVVUCR	33	211121 J28	071	
013	SPIRE PSW Ch01-04 . 4gnd		SPC.-	-	S122	12AXD-38	1			12AX gnd daisy ch to Pin 13 (A1)	CVVUCR	33	211121 J28	036	
013	SPIRE PSW Ch01-04 . SHD01		SPC.-	-	S122	12AXD-38	1			Cable S122 inner Shd daisy ch to Pin 13 (A1)	CVVUCR	33	211121 J28	036	
-	S122 12 AXD Outer Shield									Cable S122 outer Shd con to CH (Faraday)					
-															
-															
005	SPIRE PSW Ch05-08 . 5+		SPC.-	-	S123	12AXD-38	2			200 Ohm/1.0E-09 A	CVVUCR	33	211121 J28	050	
018	SPIRE PSW Ch05-08 . 5-		SPC.-	-	S123	12AXD-38	2			PSW-C15	CVVUCR	33	211121 J28	061	
013	SPIRE PSW Ch05-08 . 5gnd		SPC.-	-	S123	12AXD-38	2			12AX gnd daisy ch to Pin 13 (A1)	CVVUCR	33	211121 J28	036	
-															
006	SPIRE PSW Ch05-08 . 6+		SPC.-	-	S123	12AXD-38	2			200 Ohm/1.0E-09 A	CVVUCR	33	211121 J28	062	
019	SPIRE PSW Ch05-08 . 6-		SPC.-	-	S123	12AXD-38	2			PSW-A15	CVVUCR	33	211121 J28	051	
013	SPIRE PSW Ch05-08 . 6gnd		SPC.-	-	S123	12AXD-38	2			12AX gnd daisy ch to Pin 13 (A1)	CVVUCR	33	211121 J28	036	
-															
020	SPIRE PSW Ch05-08 . 7+		SPC.-	-	S123	12AXD-38	2			200 Ohm/1.0E-09 A	CVVUCR	33	211121 J28	063	
007	SPIRE PSW Ch05-08 . 7-		SPC.-	-	S123	12AXD-38	2			PSW-D15	CVVUCR	33	211121 J28	075	
013	SPIRE PSW Ch05-08 . 7gnd		SPC.-	-	S123	12AXD-38	2			12AX gnd daisy ch to Pin 13 (A1)	CVVUCR	33	211121 J28	036	

Astrium GmbH	Pin Allocation List (Harness)	Doc.No.: HP-2-ASED-IC-0016
Project: HERSCHEL		Issue: 1.0 Date: 21.04.2004
		Sheet: PAL-2 (of 3)

Connector: 121210 P01 **Function:** SPIRE Bolom. Sign. from HSJFP1 (C9) **Conn.-Type:** MWDM2L-25S-6C3-.630

Item: HSJFP **Location:** 75 / on SPIRE JFET big **Backshell:** 507 T 196 M 25

EMC-Category: 2C/Sig H in Cryostat

Pin	Signal Designation	Interface-Code Circuit	Signal	Pos.	Ch. ID	Wiring	Grouping: Shd	Cable	Twist	Comment	Target-Item	Location	Connector	Pin	New
-															
021	SPIRE PSW Ch05-08 . 8+		SPC.-	-	S123	12AXD-38	2			200 Ohm/1.0E-09 A	CVVUCR	33	211121 J28	074	
008	SPIRE PSW Ch05-08 . 8-		SPC.-	-	S123	12AXD-38	2			PSW-B15	CVVUCR	33	211121 J28	073	
013	SPIRE PSW Ch05-08 . 8gnd		SPC.-	-	S123	12AXD-38	2			12AX gnd daisy ch to Pin 13 (A1)	CVVUCR	33	211121 J28	036	
013	SPIRE PSW Ch05-08 . SHD02		SPC.-	-	S123	12AXD-38	2			Cable S123 inner Shd daisy ch to Pin 13 (A1)	CVVUCR	33	211121 J28	036	
-	S123 12 AXD Outer Shield									Cable S123 outer Shd con to CH (Faraday)					
-															
-															
022	SPIRE PSW Ch09-12 . 9+		SPC.-	-	S124	12AXD-38	3			200 Ohm/1.0E-09 A	CVVUCR	33	211121 J28	083	
009	SPIRE PSW Ch09-12 . 9-		SPC.-	-	S124	12AXD-38	3			PSW-C14	CVVUCR	33	211121 J28	072	
013	SPIRE PSW Ch09-12 . 9gnd		SPC.-	-	S124	12AXD-38	3			12AX gnd daisy ch to Pin 13 (A1)	CVVUCR	33	211121 J28	036	
-															
023	SPIRE PSW Ch09-12 . 10+		SPC.-	-	S124	12AXD-38	3			200 Ohm/1.0E-09 A	CVVUCR	33	211121 J28	095	
010	SPIRE PSW Ch09-12 . 10-		SPC.-	-	S124	12AXD-38	3			PSW-D14	CVVUCR	33	211121 J28	084	
013	SPIRE PSW Ch09-12 . 10gnd		SPC.-	-	S124	12AXD-38	3			12AX gnd daisy ch to Pin 13 (A1)	CVVUCR	33	211121 J28	036	
-															
024	SPIRE PSW Ch09-12 . 11+		SPC.-	-	S124	12AXD-38	3			200 Ohm/1.0E-09 A	CVVUCR	33	211121 J28	096	
011	SPIRE PSW Ch09-12 . 11-		SPC.-	-	S124	12AXD-38	3			PSW-A14	CVVUCR	33	211121 J28	085	
013	SPIRE PSW Ch09-12 . 11gnd		SPC.-	-	S124	12AXD-38	3			12AX gnd daisy ch to Pin 13 (A1)	CVVUCR	33	211121 J28	036	
-															
025	SPIRE PSW Ch09-12 . 12+		SPC.-	-	S124	12AXD-38	3			200 Ohm/1.0E-09 A	CVVUCR	33	211121 J28	106	
012	SPIRE PSW Ch09-12 . 12-		SPC.-	-	S124	12AXD-38	3			PSW-A13	CVVUCR	33	211121 J28	107	
013	SPIRE PSW Ch09-12 . 12gnd		SPC.-	-	S124	12AXD-38	3			12AX gnd daisy ch to Pin 13 (A1)	CVVUCR	33	211121 J28	036	
013	SPIRE PSW Ch09-12 . SHD03		SPC.-	-	S124	12AXD-38	3			Cable S124 inner Shd daisy ch to Pin 13 (A1)	CVVUCR	33	211121 J28	036	
-	S124 12 AXD Outer Shield									Cable S124 outer Shd con to CH (Faraday)					
-															
-															
013	SPIRE PLW B09 GND WIRE A1		SPX.-	-	S491	010B0-30				Not a Wire in Cold !! Routed via Cable Shds to CVV FThs	CVVUCR	33	211121 J28	036	
-															

Astrium GmbH	**Pin Allocation List** (Harness)	Doc.No.: HP-2-ASED-IC-0016
Project: HERSCHEL		Issue: 1.0 Date: 21.04.2004
		Sheet: PAL-3 (of 3)

Connector: 121210 P01 **Function:** SPIRE Bolom. Sign. from HSJFP1 (C9) **Conn.-Type:** MWDM2L-25S-6C3-.630

Item: HSJFP **Location:** 75 / on SPIRE JFET big **Backshell:** 507 T 196 M 25

EMC-Category: 2C/Sig H in Cryostat

Pin	Signal Designation	Interface-Code Circuit	Signal	Pos.	Ch. ID	Wiring	Grouping: Shd	Cable	Twist	Comment	Target-Item	Location	Connector	Pin	New
-															
CH	Outer Shields=Faraday Shds									Faraday Shds con to Backshell ECR0039tbc					
-	Isolation									Harness Branch to be isolated fro S/C Structure					
-															

Astrium GmbH	**Pin Allocation List**	Doc.No.: HP-2-ASED-IC-0016
Project: HERSCHEL	**(Harness)**	Issue: 1.0 Date: 21.04.2004
		Sheet: PAL-1 (of 2)

Connector: 121100 P23 **Function:** SPIRE FPU Termometry Prime (C10) **Conn.-Type:** MWDM2L-37P-6C3-.630

Item: HSFPU **Location:** 70 / Optical Bench **Backshell:** 507 T 196 M 37

EMC-Category: 2C/Sig H in Cryostat

Pin	Signal Designation	Interface-Code Circuit	Signal	Pos.	Ch. ID	Wiring	Grouping: Shd	Cable	Twist	Comment	Target-Item	Location	Connector	Pin	New
020	SPIRE FilterTemp(N) . I+		STA.-	-	S253	041SS-38	1			1000 Ohm/1.0E-06 A	CVVUCR	33	211121 J34	089	
002	SPIRE FilterTemp(N) . V+		STA.-	-	S253	041SS-38	1				CVVUCR	33	211121 J34	100	
003	SPIRE FilterTemp(N) . V-		STA.-	-	S253	041SS-38	1				CVVUCR	33	211121 J34	099	
021	SPIRE FilterTemp(N) . I-		STA.-	-	S253	041SS-38	1				CVVUCR	33	211121 J34	088	
001	SPIRE FilterTemp(N) . SHD06		STA.-	-	S253	041SS-38	1			Cable S253 Shd	CVVUCR	33	211121 J34	101	
-															
004	SPIRE SpectDetBoxTemp(N) . I+		STA.-	-	S254	041SS-38	2			1000 Ohm/1.0E-06 A	CVVUCR	33	211121 J34	118	
023	SPIRE SpectDetBoxTemp(N) . V+		STA.-	-	S254	041SS-38	2				CVVUCR	33	211121 J34	125	
024	SPIRE SpectDetBoxTemp(N) . V-		STA.-	-	S254	041SS-38	2				CVVUCR	33	211121 J34	126	
005	SPIRE SpectDetBoxTemp(N) . I-		STA.-	-	S254	041SS-38	2				CVVUCR	33	211121 J34	119	
022	SPIRE SpectDetBoxTemp(N) . SHD01		STA.-	-	S254	041SS-38	2			Cable S254 Shd	CVVUCR	33	211121 J34	110	
-															
025	SPIRE PhotomDetBoxTmp(N) . I+		STA.-	-	S255	041SS-38	3			1000 Ohm/1.0E-06 A	CVVUCR	33	211121 J34	123	
007	SPIRE PhotomDetBoxTmp(N) . V+		STA.-	-	S255	041SS-38	3				CVVUCR	33	211121 J34	116	
008	SPIRE PhotomDetBoxTmp(N) . V-		STA.-	-	S255	041SS-38	3				CVVUCR	33	211121 J34	117	
026	SPIRE PhotomDetBoxTmp(N) . I-		STA.-	-	S255	041SS-38	3				CVVUCR	33	211121 J34	124	
006	SPIRE PhotomDetBoxTmp(N) . SHD02		STA.-	-	S255	041SS-38	3			Cable S255 Shd	CVVUCR	33	211121 J34	108	
-															
009	SPIRE OptSubbenchTmp(N) . I+		STA.-	-	S256	041SS-38	4			1000 Ohm/1.0E-06 A	CVVUCR	33	211121 J34	106	
028	SPIRE OptSubbenchTmp(N) . V+		STA.-	-	S256	041SS-38	4				CVVUCR	33	211121 J34	107	
029	SPIRE OptSubbenchTmp(N) . V-		STA.-	-	S256	041SS-38	4				CVVUCR	33	211121 J34	122	
010	SPIRE OptSubbenchTmp(N) . I-		STA.-	-	S256	041SS-38	4				CVVUCR	33	211121 J34	115	
027	SPIRE OptSubbenchTmp(N) . SHD03		STA.-	-	S256	041SS-38	4			Cable S256 Shd	CVVUCR	33	211121 J34	105	
-															
030	SPIRE FPUInpBaffleTmp(N) . I+		STA.-	-	S257	041SS-38	5			1000 Ohm/1.0E-06 A	CVVUCR	33	211121 J34	097	
012	SPIRE FPUInpBaffleTmp(N) . V+		STA.-	-	S257	041SS-38	5				CVVUCR	33	211121 J34	086	
013	SPIRE FPUInpBaffleTmp(N) . V-		STA.-	-	S257	041SS-38	5				CVVUCR	33	211121 J34	087	
031	SPIRE FPUInpBaffleTmp(N) . I-		STA.-	-	S257	041SS-38	5				CVVUCR	33	211121 J34	098	
011	SPIRE FPUInpBaffleTmp(N) . SHD04		STA.-	-	S257	041SS-38	5			Cable S257 Shd	CVVUCR	33	211121 J34	109	
-															
014	SPIRE BSM/SOB I/FTmp(N) . I+		STA.-	-	S258	041SS-38	6			1000 Ohm/1.0E-06 A	CVVUCR	33	211121 J34	073	
033	SPIRE BSM/SOB I/FTmp(N) . V+		STA.-	-	S258	041SS-38	6				CVVUCR	33	211121 J34	074	
034	SPIRE BSM/SOB I/FTmp(N) . V-		STA.-	-	S258	041SS-38	6				CVVUCR	33	211121 J34	085	
015	SPIRE BSM/SOB I/FTmp(N) . I-		STA.-	-	S258	041SS-38	6				CVVUCR	33	211121 J34	084	
032	SPIRE BSM/SOB I/FTmp(N) . SHD05		STA.-	-	S258	041SS-38	6			Cable S258 Shd	CVVUCR	33	211121 J34	096	
-															
-															
017	SPIRE PTC Htr(N) . I+A		STB.-	-	S259	041BS-30	7			100 Ohm/2.0E-03 A	CVVUCR	33	211121 J34	079	
018	SPIRE PTC Htr(N) . I+B		STB.-	-	S259	041BS-30	7				CVVUCR	33	211121 J34	078	

Astrium GmbH	**Pin Allocation List** (Harness)	Doc.No.: HP-2-ASED-IC-0016
Project: HERSCHEL		Issue: 1.0 Date: 21.04.2004
		Sheet: PAL-2 (of 2)

Connector: 121100 P23
Item: HSFPU
EMC-Category: 2C/Sig H in Cryostat

Function: SPIRE FPU Termometry Prime (C10)
Location: 70 / Optical Bench

Conn.-Type: MWDM2L-37P-6C3-.630
Backshell: 507 T 196 M 37

Pin	Signal Designation	Interface-Code Circuit	Signal	Pos.	Ch. ID	Wiring	Grouping: Shd	Cable	Twist	Comment	Target-Item	Location	Connector	Pin	New
036	SPIRE PTC Htr(N) . I-A		STB.-	-	S259	041BS-30	7				CVVUCR	33	211121 J34	068	
037	SPIRE PTC Htr(N) . I-B		STB.-	-	S259	041BS-30	7				CVVUCR	33	211121 J34	067	
035	SPIRE PTC Htr(N) . SHD07		STB.-	-	S259	041BS-30	7			Cable S259 Shd	CVVUCR	33	211121 J34	090	
-															
016	NC														
019	NC														
CH	SPIRE FPU TP Faraday . SFF		SFF.-	-	S250	010B0-30				Faraday Shd con to Backshell ECR0039tbc	CVVUCR	33	211121 J34	094	3. 3. 3.
-										No Bundle Overall Shd in Cold					

Astrium GmbH	**Pin Allocation List**	Doc.No.: HP-2-ASED-IC-0016
Project: HERSCHEL	**(Harness)**	Issue: 1.0 Date: 21.04.2004
		Sheet: PAL-1 (of 2)

Connector: 121100 P21 **Function:** SPIRE FPU Filter Spect. Stim. (C10) **Conn.-Type:** MWDM2L-37P-6C3-.630

Item: HSFPU **Location:** 70 / Optical Bench **Backshell:** 507 T 196 M 37

EMC-Category: 2C/Sig H in Cryostat

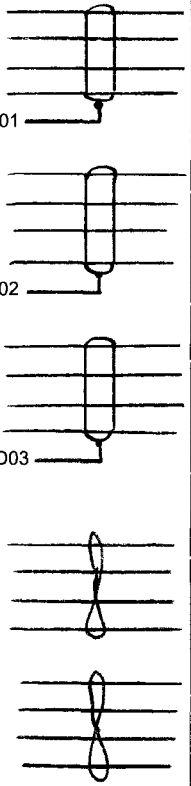

Pin	Signal Designation	Interface-Code Circuit	Signal	Pos.	Ch. ID	Wiring	Grouping: Shd	Cable	Twist	Comment	Target-Item	Location	Connector	Pin	New
005	SPIRE Spectr4%Temp (N) . I+		SCA.-	-	S242	041SS-38	24			1000 Ohm/1.0E-06 A	CVVUCR	33	211121 J34	111	
006	SPIRE Spectr4%Temp (N) . V+		SCA.-	-	S242	041SS-38	24				CVVUCR	33	211121 J34	120	
024	SPIRE Spectr4%Temp (N) . V-		SCA.-	-	S242	041SS-38	24				CVVUCR	33	211121 J34	128	
025	SPIRE Spectr4%Temp (N) . I-		SCA.-	-	S242	041SS-38	24				CVVUCR	33	211121 J34	112	
023	SPIRE Spectr4%Temp (N) . SHD01		SCA.-	-	S242	041SS-38	24			Cable S242 Shd	CVVUCR	33	211121 J34	121	
-															
007	SPIRE Spectr2%Temp (N) . I+		SCA.-	-	S243	041SS-38	25			1000 Ohm/1.0E-06 A	CVVUCR	33	211121 J34	091	
008	SPIRE Spectr2%Temp (N) . V+		SCA.-	-	S243	041SS-38	25				CVVUCR	33	211121 J34	092	
026	SPIRE Spectr2%Temp (N) . V-		SCA.-	-	S243	041SS-38	25				CVVUCR	33	211121 J34	081	
027	SPIRE Spectr2%Temp (N) . I-		SCA.-	-	S243	041SS-38	25				CVVUCR	33	211121 J34	080	
009	SPIRE Spectr2%Temp (N) . SHD02		SCA.-	-	S243	041SS-38	25			Cable S243 Shd	CVVUCR	33	211121 J34	093	
-															
010	SPIRE SpStimFlanTemp(N) . I+		SCA.-	-	S244	041SS-38	26			1000 Ohm/1.0E-06 A	CVVUCR	33	211121 J34	114	
011	SPIRE SpStimFlanTemp(N) . V+		SCA.-	-	S244	041SS-38	26				CVVUCR	33	211121 J34	113	
028	SPIRE SpStimFlanTemp(N) . V-		SCA.-	-	S244	041SS-38	26				CVVUCR	33	211121 J34	103	
029	SPIRE SpStimFlanTemp(N) . I-		SCA.-	-	S244	041SS-38	26				CVVUCR	33	211121 J34	104	
030	SPIRE SpStimFlanTemp(N) . SHD03		SCA.-	-	S244	041SS-38	26			Cable S244 Shd	CVVUCR	33	211121 J34	102	
-															
-															
014	SPIRE Spectr4%Heater (N) . I+A		SCB.-	-	S245	040B0-30				30 Ohm/9.0E-03 A	CVVUCR	33	211121 J34	035	
015	SPIRE Spectr4%Heater (N) . I+B		SCB.-	-	S245	040B0-30					CVVUCR	33	211121 J34	024	
033	SPIRE Spectr4%Heater (N) . I-A		SCB.-	-	S245	040B0-30					CVVUCR	33	211121 J34	034	
034	SPIRE Spectr4%Heater (N) . I-B		SCB.-	-	S245	040B0-30					CVVUCR	33	211121 J34	023	
-															
016	SPIRE Spectr2%Heater (N) . I+A		SCB.-	-	S246	040B0-30				30 Ohm/7.0E-03 A	CVVUCR	33	211121 J34	046	
017	SPIRE Spectr2%Heater (N) . I+B		SCB.-	-	S246	040B0-30					CVVUCR	33	211121 J34	058	
035	SPIRE Spectr2%Heater (N) . I-A		SCB.-	-	S246	040B0-30					CVVUCR	33	211121 J34	045	
036	SPIRE Spectr2%Heater (N) . I-B		SCB.-	-	S246	040B0-30					CVVUCR	33	211121 J34	057	
004	NC														
012	NC														
013	NC														
018	NC														
019	NC														
020	NC														
021	NC														
022	NC														
031	NC														
032	NC														
037	NC														

Astrium GmbH	**Pin Allocation List** (Harness)	Doc.No.: HP-2-ASED-IC-0016
Project: HERSCHEL		Issue: 1.0 Date: 21.04.2004
		Sheet: PAL-2 (of 2)

Connector: 121100 P21 **Function:** SPIRE FPU Filter Spect. Stim. (C10) **Conn.-Type:** MWDM2L-37P-6C3-.630

Item: HSFPU **Location:** 70 / Optical Bench **Backshell:** 507 T 196 M 37

EMC-Category: 2C/Sig H in Cryostat

Pin	Signal Designation	Interface-Code Circuit	Signal	Pos.	Ch. ID	Wiring	Grouping: Shd	Cable	Twist	Comment	Target-Item	Location	Connector	Pin	New
CH	SPIRE FPU FSS Faraday . SFF		SFF.-	-	S251	010B0-30				Faraday Shd con to Backshell ECR0039tbc	CVVUCR	33	211121 J34	047	3. 3. 3.
-										No Bundle Overall Shd in Cold					

Astrium GmbH	**Pin Allocation List** (Harness)	Doc.No.: HP-2-ASED-IC-0016
Project: HERSCHEL		Issue: 1.0 Date: 21.04.2004
		Sheet: PAL-1 (of 2)

Connector: 121100 P19 **Function:** SPIRE FPU Filter Cooler (C10) **Conn.-Type:** MWDM2L-37P-6C3-.630

Item: HSFPU **Location:** 70 / Optical Bench **Backshell:** 507 T 196 M 37

EMC-Category: 2C/Sig H in Cryostat **Note: Signals of different EMC classes are routed via this Connector**

Pin	Signal Designation	Interface-Code Circuit	Signal	Pos.	Ch. ID	Wiring	Grouping: Shd	Cable	Twist	Comment	Target-Item	Location	Connector	Pin	New
020	SPIRE SorptPumpTemp(N) . I+		S3E.-	-	S234	041SS-38		1		1000 Ohm/1.0E-06 A	CVVUCR	33	211121 J34	029	
001	SPIRE SorptPumpTemp(N) . V+		S3E.-	-	S234	041SS-38		1			CVVUCR	33	211121 J34	041	
002	SPIRE SorptPumpTemp(N) . V-		S3E.-	-	S234	041SS-38		1			CVVUCR	33	211121 J34	042	
021	SPIRE SorptPumpTemp(N) . I-		S3E.-	-	S234	041SS-38		1			CVVUCR	33	211121 J34	030	
003	SPIRE SorptPumpTemp(N) . SHD01		S3E.-	-	S234	041SS-38		1		Cable 234 Shd	CVVUCR	33	211121 J34	031	
-															
022	SPIRE EvaporatorTemp(N) . I+		S3E.-	-	S235	041SS-38		2		1000 Ohm/250 nA	CVVUCR	33	211121 J34	077	
004	SPIRE EvaporatorTemp(N) . V+		S3E.-	-	S235	041SS-38		2			CVVUCR	33	211121 J34	066	
005	SPIRE EvaporatorTemp(N) . V-		S3E.-	-	S235	041SS-38		2			CVVUCR	33	211121 J34	065	
023	SPIRE EvaporatorTemp(N) . I-		S3E.-	-	S235	041SS-38		2			CVVUCR	33	211121 J34	076	
024	SPIRE EvaporatorTemp(N) . SHD02		S3E.-	-	S235	041SS-38		2		Cable 235 Shd	CVVUCR	33	211121 J34	054	
-															
025	SPIRE SorptPumpSwTemp(N) . I+		S3E.-	-	S236	041SS-38		3		1000 Ohm/1.0E-06 A	CVVUCR	33	211121 J34	053	
006	SPIRE SorptPumpSwTemp(N) . V+		S3E.-	-	S236	041SS-38		3			CVVUCR	33	211121 J34	064	
007	SPIRE SorptPumpSwTemp(N) . V-		S3E.-	-	S236	041SS-38		3			CVVUCR	33	211121 J34	063	
026	SPIRE SorptPumpSwTemp(N) . I-		S3E.-	-	S236	041SS-38		3			CVVUCR	33	211121 J34	052	
008	SPIRE SorptPumpSwTemp(N) . SHD03		S3E.-	-	S236	041SS-38		3		Cable 236 Shd	CVVUCR	33	211121 J34	075	
-															
027	SPIRE EvaporSwTemp(N) . I+		S3E.-	-	S237	041SS-38		4		1000 Ohm/1.0E-06 A	CVVUCR	33	211121 J34	050	
009	SPIRE EvaporSwTemp(N) . V+		S3E.-	-	S237	041SS-38		4			CVVUCR	33	211121 J34	062	
010	SPIRE EvaporSwTemp(N) . V-		S3E.-	-	S237	041SS-38		4			CVVUCR	33	211121 J34	051	
028	SPIRE EvaporSwTemp(N) . I-		S3E.-	-	S237	041SS-38		4			CVVUCR	33	211121 J34	061	
029	SPIRE EvaporSwTemp(N) . SHD04		S3E.-	-	S237	041SS-38		4		Cable 237 Shd	CVVUCR	33	211121 J34	039	
-															
030	SPIRE ThermShuntTemp(N) . I+A		S3E.-	-	S238	041SS-38		5		1000 Ohm/1.0E-06 A	CVVUCR	33	211121 J34	011	
011	SPIRE ThermShuntTemp(N) . V+B		S3E.-	-	S238	041SS-38		5			CVVUCR	33	211121 J34	019	
012	SPIRE ThermShuntTemp(N) . V-A		S3E.-	-	S238	041SS-38		5			CVVUCR	33	211121 J34	018	
031	SPIRE ThermShuntTemp(N) . I-B		S3E.-	-	S238	041SS-38		5			CVVUCR	33	211121 J34	010	
013	SPIRE ThermShuntTemp(N) . SHD05		S3E.-	-	S238	041SS-38		5		Cable 238 Shd	CVVUCR	33	211121 J34	020	
-															
-															
014	SPIRE SorptPumpHtr(N) . I+A		S3F.-	-	S239	040B0-30		6		10 Ohm/2.5E-02 A	CVVUCR	33	211121 J34	006	
032	SPIRE SorptPumpHtr(N) . I+B		S3F.-	-	S239	040B0-30		6			CVVUCR	33	211121 J34	013	
015	SPIRE SorptPumpHtr(N) . I-A		S3F.-	-	S239	040B0-30		6			CVVUCR	33	211121 J34	005	
033	SPIRE SorptPumpHtr(N) . I-B		S3F.-	-	S239	040B0-30		6			CVVUCR	33	211121 J34	012	
-															
-															
016	SPIRE SorptPumpSwHtr(N) . I+A		S3F.-	-	S240	040B0-30		7		10 Ohm/1.5 mA	CVVUCR	33	211121 J34	022	
034	SPIRE SorptPumpSwHtr(N) . I+B		S3F.-	-	S240	040B0-30		7			CVVUCR	33	211121 J34	033	

Astrium GmbH	**Pin Allocation List** (Harness)	Doc.No.: HP-2-ASED-IC-0016
Project: HERSCHEL		Issue: 1.0 Date: 21.04.2004
		Sheet: PAL-2 (of 2)

Connector: 121100 P19 **Function:** SPIRE FPU Filter Cooler (C10) **Conn.-Type:** MWDM2L-37P-6C3-.630

Item: HSFPU **Location:** 70 / Optical Bench **Backshell:** 507 T 196 M 37

EMC-Category: 2C/Sig H in Cryostat **Note: Signals of different EMC classes are routed via this Connector**

Pin	Signal Designation	Interface-Code Circuit	Signal	Pos.	Ch. ID	Wiring	Grouping: Shd	Cable	Twist	Comment	Target-Item	Location	Connector	Pin	New
017	SPIRE SorptPumpSwHtr(N) . I-A		S3F.-	-	S240	040B0-30		7			CVVUCR	33	211121 J34	021	
035	SPIRE SorptPumpSwHtr(N) . I-B		S3F.-	-	S240	040B0-30		7			CVVUCR	33	211121 J34	032	
-															
-															
018	SPIRE EvaporSwHtr(N) . I+A		S3F.-	-	S241	040B0-30		8		50 Ohm/1.5E-03 A	CVVUCR	33	211121 J34	055	
036	SPIRE EvaporSwHtr(N) . I+B		S3F.-	-	S241	040B0-30		8			CVVUCR	33	211121 J34	056	
019	SPIRE EvaporSwHtr(N) . I-A		S3F.-	-	S241	040B0-30		8			CVVUCR	33	211121 J34	043	
037	SPIRE EvaporSwHtr(N) . I-B		S3F.-	-	S241	040B0-30		8			CVVUCR	33	211121 J34	044	
-															
CH	SPIRE FPU FC Faraday . SFF		SFF.-	-	S249	010B0-30				Faraday Shd con to Backshell ECR0039tbc	CVVUCR	33	211121 J34	004	3. 3. 3.
-										No Bundle Overall Shd in Cold					

Astrium GmbH	**Pin Allocation List** (Harness)	Doc.No.: HP-2-ASED-IC-0016
Project: HERSCHEL		Issue: 1.0 Date: 21.04.2004
		Sheet: PAL-1 (of 2)

Connector: 121100 P25 **Function:** SPIRE FPU Filter BSM Phot. Stim. (C11) **Conn.-Type:** MWDM2L-37P-6C3-.630

Item: HSFPU **Location:** 70 / Optical Bench **Backshell:** 507 T 196 M 37

EMC-Category: 2C/Sig H in Cryostat

Pin	Signal Designation	Interface-Code Circuit	Signal	Pos.	Ch. ID	Wiring	Grouping: Shd	Cable	Twist	Comment	Target-Item	Location	Connector	Pin	New
001	SPIRE ChopSensor1&2(N) . 1		SBA.-	-	S041	021SS-38	41			1000 Ohm/1.0E-06 A	CVVUCR	33	211121 J30	051	
020	SPIRE ChopSensor1&2(N) . 2		SBA.-	-	S041	021SS-38	41				CVVUCR	33	211121 J30	040	
022	SPIRE ChopSensor1&2(N) . SHD01		SBA.-	-	S041	021SS-38	41			Cable S041, 043, 045, 048 con together	CVVUCR	33	211121 J30	039	
-															
002	SPIRE ChopSensor3-5(N) . 3		SBB.-	-	S043	031BS-38	43			1000 Ohm/250 nA	CVVUCR	33	211121 J30	028	
021	SPIRE ChopSensor3-5(N) . 4		SBB.-	-	S043	031BS-38	43				CVVUCR	33	211121 J30	017	
003	SPIRE ChopSensor3-5(N) . 5		SBB.-	-	S043	031BS-38	43				CVVUCR	33	211121 J30	016	
022	SPIRE ChopSensor3-5(N) . SHD03		SBB.-	-	S043	031BS-38	43			Cable S041, 043, 045, 048 con together	CVVUCR	33	211121 J30	027	
-															
004	SPIRE JiggleSensor1&2(N) . 1		SBA.-	-	S045	021SS-38	45			1000 Ohm/1.0E-06 A	CVVUCR	33	211121 J30	049	
023	SPIRE JiggleSensor1&2(N) . 2		SBA.-	-	S045	021SS-38	45				CVVUCR	33	211121 J30	050	
022	SPIRE JiggleSensor1&2(N) . SHD02		SBA.-	-	S045	021SS-38	45			Cable S041, 043, 045, 048 con together	CVVUCR	33	211121 J30	038	
-															
005	SPIRE JiggleSensor3-5(N) . 3		SBB.-	-	S048	031BS-38	48			1000 Ohm/250 nA	CVVUCR	33	211121 J30	015	
024	SPIRE JiggleSensor3-5(N) . 4		SBB.-	-	S048	031BS-38	48				CVVUCR	33	211121 J30	025	
006	SPIRE JiggleSensor3-5(N) . 5		SBB.-	-	S048	031BS-38	48				CVVUCR	33	211121 J30	037	
022	SPIRE JiggleSensor3-5(N) . SHD04		SBB.-	-	S048	031BS-38				Cable S041, 043, 045, 048 con together	CVVUCR	33	211121 J30	026	
-															
-															
007	SPIRE BSMTemp(N) . I+		SBC.-	-	S103	041SS-38	10			1000 Ohm/1.0E-06 A	CVVUCR	33	211121 J30	086	
026	SPIRE BSMTemp(N) . V+		SBC.-	-	S103	041SS-38	10				CVVUCR	33	211121 J30	097	
008	SPIRE BSMTemp(N) . V-		SBC.-	-	S103	041SS-38	10				CVVUCR	33	211121 J30	098	
027	SPIRE BSMTemp(N) . I-		SBC.-	-	S103	041SS-38	10				CVVUCR	33	211121 J30	087	
025	SPIRE BSMTemp(N) . SHD05		SBC.-	-	S103	041SS-38	10			Cable S103 Shd	CVVUCR	33	211121 J30	075	
-															
-															
028	SPIRE P-Cal Htr(N) . I+A		SBD.-	-	S260	041BS-30	11			10 Ohm/7.0E-03 A	CVVUCR	33	211121 J30	048	
010	SPIRE P-Cal Htr(N) . I+B		SBD.-	-	S260	041BS-30	11				CVVUCR	33	211121 J30	071	
029	SPIRE P-Cal Htr(N) . I-A		SBD.-	-	S260	041BS-30	11				CVVUCR	33	211121 J30	060	
011	SPIRE P-Cal Htr(N) . I-B		SBD.-	-	S260	041BS-30	11				CVVUCR	33	211121 J30	059	
009	SPIRE P-Cal Htr(N) . SHD06		SBD.-	-	S260	041BS-30	11			Cable S260 Shd	CVVUCR	33	211121 J30	036	
-															
-															
030	SPIRE BSMLchLtchConf(N) . 1		SBE.-	-	S261	021SS-38	12			1000 Ohm/1.0E-03 A	CVVUCR	33	211121 J30	108	
012	SPIRE BSMLchLtchConf(N) . 2		SBE.-	-	S261	021SS-38	12				CVVUCR	33	211121 J30	116	

Astrium GmbH	**Pin Allocation List** (Harness)	Doc.No.: HP-2-ASED-IC-0016
Project: HERSCHEL		Issue: 1.0 Date: 21.04.2004
		Sheet: PAL-2 (of 2)

Connector: 121100 P25 **Function:** SPIRE FPU Filter BSM Phot. Stim. (C11) **Conn.-Type:** MWDM2L-37P-6C3-.630

Item: HSFPU **Location:** 70 / Optical Bench **Backshell:** 507 T 196 M 37

EMC-Category: 2C/Sig H in Cryostat

Pin	Signal Designation	Interface-Code Circuit	Signal	Pos.	Ch. ID	Wiring	Grouping: Shd	Cable	Twist	Comment	Target-Item	Location	Connector	Pin	New
031	SPIRE BSMLchLtchConf(N) . SHD07		SBE.-	-	S261	021SS-38	12			Cable 261Shd	CVVUCR	33	211121 J30	107	
-															
013	SPIRE BSMLatchDrive(N) . SUP		SBF.-	-	S262	021BS-30	13			10 Ohm/3.5E-02 A	CVVUCR	33	211121 J30	105	
032	SPIRE BSMLatchDrive(N) . RTN		SBF.-	-	S262	021BS-30	13				CVVUCR	33	211121 J30	115	
033	SPIRE BSMLatchDrive(N) . SHD08		SBF.-	-	S262	021BS-30	13			Cable 262 Shd	CVVUCR	33	211121 J30	106	
-															
-															
015	SPIRE ChopMotDrive(N) . 1		SBG.-	-	S263	041BS-30	14			10 Ohm/4.0E-02 A	CVVUCR	33	211121 J30	072	
034	SPIRE ChopMotDrive(N) . 2		SBG.-	-	S263	041BS-30	14				CVVUCR	33	211121 J30	061	
016	SPIRE ChopMotDrive(N) . 3		SBG.-	-	S263	041BS-30	14				CVVUCR	33	211121 J30	062	
035	SPIRE ChopMotDrive(N) . 4		SBG.-	-	S263	041BS-30	14				CVVUCR	33	211121 J30	074	
017	SPIRE ChopMotDrive(N) . SHD09		SBG.-	-	S263	041BS-30	14			Cable S263,264 Shd con together	CVVUCR	33	211121 J30	073	
-															
-															
036	SPIRE JiggleMotDrive(N) . 1		SBG.-	-	S264	041BS-30	26			10 Ohm/4.0E-02 A	CVVUCR	33	211121 J30	083	
018	SPIRE JiggleMotDrive(N) . 2		SBG.-	-	S264	041BS-30	26				CVVUCR	33	211121 J30	095	
037	SPIRE JiggleMotDrive(N) . 3		SBG.-	-	S264	041BS-30	26				CVVUCR	33	211121 J30	096	
019	SPIRE JiggleMotDrive(N) . 4		SBG.-	-	S264	041BS-30	26				CVVUCR	33	211121 J30	085	
017	SPIRE JiggleMotDrive(N) . SHD10		SBG.-	-	S264	041BS-30	26			Cable S263,264 Shd con together	CVVUCR	33	211121 J30	084	
-															
CH	SPIRE FPU BSM Faraday . SFF		SFF.-	-	S252	010B0-30				Faraday Shd con to Backshell ECR0039tbc	CVVUCR	33	211121 J30	082	3. 3. 3.
-										No Bundle Overall Shd in Cold					

Astrium GmbH	**Pin Allocation List** (Harness)	Doc.No.: HP-2-ASED-IC-0016
Project: HERSCHEL		Issue: 1.0 Date: 21.04.2004
		Sheet: PAL-1 (of 2)

Connector: 121100 P27 **Function:** SPIRE FPU Filter SMEC Launch Pr (C11) **Conn.-Type:** MWDM2L-37P-6C3-.630

Item: HSFPU **Location:** 70 / Optical Bench **Backshell:** 507 T 196 M 37

EMC-Category: 2C/Sig H in Cryostat

Pin	Signal Designation	Interface-Code Circuit	Signal	Pos.	Ch. ID	Wiring	Grouping: Shd	Cable	Twist	Comment	Target-Item	Location	Connector	Pin	New
001	SPIRE SMECLLtch#1Conf(N) . 1+		SME.-	-	S265	021BS-30	22			5 Ohm/1.0E-03 A	CVVUCR	33	211121 J30	117	
020	SPIRE SMECLLtch#1Conf(N) . 1-		SME.-	-	S265	021BS-30	22				CVVUCR	33	211121 J30	118	
003	SPIRE SMECLLtch#1Conf(N) . SHD06		SME.-	-	S265	021BS-30	22			Cable S265 Shd, S266 con together, daisy ch to Pin 03	CVVUCR	33	211121 J30	109	
-															
002	SPIRE SMECLLtch#2Conf(N) . 2+		SME.-	-	S266	021BS-30	23			5 Ohm/1.0E-03 A	CVVUCR	33	211121 J30	111	
021	SPIRE SMECLLtch#2Conf(N) . 2-		SME.-	-	S266	021BS-30	23				CVVUCR	33	211121 J30	119	
003	SPIRE SMECLLtch#2Conf(N) . SHD07		SME.-	-	S266	021BS-30	23			Cable S265 Shd, S266 con together, daisy ch to Pin 03	CVVUCR	33	211121 J30	110	
-															
-															
022	SPIRE SMECLL#1Pwr1/A(N) . S1		SMF.-	-	S267	021BS-30	24			5 Ohm/4.0E-01 A	CVVUCR	33	211121 J30	067	
023	SPIRE SMECLL#1Pwr1/A(N) . R1		SMF.-	-	S267	021BS-30	24				CVVUCR	33	211121 J30	066	
004	SPIRE SMECLL#1Pwr1/A(N) . SHD08		SMF.-	-	S267	021BS-30	24			Cable S267 Shd	CVVUCR	33	211121 J30	078	
-															
005	SPIRE SMECLL#1Pwr2/B(N) . S2		SMF.-	-	S268	021BS-30	25			5 Ohm/4.0E-01 A	CVVUCR	33	211121 J30	069	
006	SPIRE SMECLL#1Pwr2/B(N) . R2		SMF.-	-	S268	021BS-30	25				CVVUCR	33	211121 J30	068	
024	SPIRE SMECLL#1Pwr2/B(N) . SHD09		SMF.-	-	S268	021BS-30	25			Cable S268 Shd	CVVUCR	33	211121 J30	080	
-															
025	SPIRE SMECLL#2Pwr1/A(N) . S1		SMF.-	-	S269	021BS-30	26			5 Ohm/4.0E-01 A	CVVUCR	33	211121 J30	090	
026	SPIRE SMECLL#2Pwr1/A(N) . R1		SMF.-	-	S269	021BS-30	26				CVVUCR	33	211121 J30	091	
007	SPIRE SMECLL#2Pwr1/A(N) . SHD10		SMF.-	-	S269	021BS-30	26			Cable S269 Shd	CVVUCR	33	211121 J30	079	
-															
008	SPIRE SMECLL#2Pwr2/B(N) . S2		SMF.-	-	S270	021BS-30	27			5 Ohm/4.0E-01 A	CVVUCR	33	211121 J30	092	
009	SPIRE SMECLL#2Pwr2/B(N) . R2		SMF.-	-	S270	021BS-30	27				CVVUCR	33	211121 J30	093	
027	SPIRE SMECLL#2Pwr2/B(N) . SHD11		SMF.-	-	S270	021BS-30	27			Cable S270 Shd	CVVUCR	33	211121 J30	081	
-															
-															
028	SPIRE SMECTemp(N) . I+		SMC.-	-	S271	041SS-38	20			1000 Ohm/1.0E-06 A	CVVUCR	33	211121 J30	088	
010	SPIRE SMECTemp(N) . V+		SMC.-	-	S271	041SS-38	20				CVVUCR	33	211121 J30	099	
029	SPIRE SMECTemp(N) . V-		SMC.-	-	S271	041SS-38	20				CVVUCR	33	211121 J30	100	
011	SPIRE SMECTemp(N) . I-		SMC.-	-	S271	041SS-38	20				CVVUCR	33	211121 J30	089	
030	SPIRE SMECTemp(N) . SHD04		SMC.-	-	S271	041SS-38	20			Cable S271 Shd	CVVUCR	33	211121 J30	077	
-															
-															
031	SPIRE SMEC/SOB I/FTmp(N) . I+		SMC.-	-	S272	041SS-38	21			1000 Ohm/1.0E-06 A	CVVUCR	33	211121 J30	054	
013	SPIRE SMEC/SOB I/FTmp(N) . V+		SMC.-	-	S272	041SS-38	21				CVVUCR	33	211121 J30	065	
032	SPIRE SMEC/SOB I/FTmp(N) . V-		SMC.-	-	S272	041SS-38	21				CVVUCR	33	211121 J30	064	
014	SPIRE SMEC/SOB I/FTmp(N) . I-		SMC.-	-	S272	041SS-38	21				CVVUCR	33	211121 J30	053	

Astrium GmbH	**Pin Allocation List** (Harness)	Doc.No.: HP-2-ASED-IC-0016
Project: HERSCHEL		Issue: 1.0 Date: 21.04.2004
		Sheet: PAL-2 (of 2)

Connector: 121100 P27 **Function:** SPIRE FPU Filter SMEC Launch Pr (C11) **Conn.-Type:** MWDM2L-37P-6C3-.630

Item: HSFPU **Location:** 70 / Optical Bench **Backshell:** 507 T 196 M 37

EMC-Category: 2C/Sig H in Cryostat

Pin	Signal Designation	Interface-Code Circuit	Signal	Pos.	Ch. ID	Wiring	Grouping: Shd	Cable	Twist	Comment	Target-Item	Location	Connector	Pin	New
012	SPIRE SMEC/SOB I/FTmp(N) . SHD05		SMC.-	-	S272	041SS-38	21			Cable S272 Shd	CVVUCR	33	211121 J30	076	
-															
-															
033	SPIRE SMECLVDTPriClPw(N) . P		SMA.-	-	S273	021BS-30	17			5 Ohm/5.0E-03 A	CVVUCR	33	211121 J30	101	
034	SPIRE SMECLVDTPriClPw(N) . N		SMA.-	-	S273	021BS-30	17				CVVUCR	33	211121 J30	102	
015	SPIRE SMECLVDTPriClPw(N) . SHD01		SMA.-	-	S273	021BS-30	17			Cable S273 Shd	CVVUCR	33	211121 J30	112	
-															
-															
035	SPIRE SMECLVDTSCl#1Sg(N) . P		SMB.-	-	S274	021BS-30	18			5 Ohm/5.0E-05 A	CVVUCR	33	211121 J30	127	
036	SPIRE SMECLVDTSCl#1Sg(N) . N		SMB.-	-	S274	021BS-30	18				CVVUCR	33	211121 J30	120	
017	SPIRE SMECLVDTSCl#1Sg(N) . SHD02		SMB.-	-	S274	021BS-30	18			Cable S274 Shd	CVVUCR	33	211121 J30	128	
-															
-															
018	SPIRE SMECLVDTSCl#2Sg(N) . P		SMB.-	-	S275	021BS-30	19			5 Ohm/5.0E-05 A	CVVUCR	33	211121 J30	114	
019	SPIRE SMECLVDTSCl#2Sg(N) . N		SMB.-	-	S275	021BS-30	19				CVVUCR	33	211121 J30	113	
037	SPIRE SMECLVDTSCl#2Sg(N) . SHD03		SMB.-	-	S275	021BS-30	19			Cable S275 Shd	CVVUCR	33	211121 J30	121	
-															
-															
-															
-															
-															
CH	SPIRE FPU SMEC Faraday . SFF		SFF.-	-	S300	010B0-30				Faraday Shd con to Backshell ECR0039tbc	CVVUCR	33	211121 J30	104	3. 3. 3.
-										No Bundle Overall Shd in Cold					

Astrium GmbH	**Pin Allocation List** (Harness)	Doc.No.: HP-2-ASED-IC-0016
Project: HERSCHEL		Issue: 1.0 Date: 21.04.2004
		Sheet: PAL-1 (of 2)

Connector: 121100 P29 **Function:** SPIRE FPU Filter SMEC Contr. Pr (C11) **Conn.-Type:** MWDM2L-37P-6C3-.630

Item: HSFPU **Location:** 70 / Optical Bench **Backshell:** 507 T 196 M 37

EMC-Category: 2C/Sig H in Cryostat

Pin	Signal Designation	Interface-Code Circuit	Signal	Pos.	Ch. ID	Wiring	Grouping: Shd	Cable	Twist	Comment	Target-Item	Location	Connector	Pin	New
001	SPIRE SMEC Drv Coil (N) . I+		SMD.-	-	S276	021BS-30	24			5 Ohm/1.0E-01 A	CVVUCR	33	211121 J30	012	
002	SPIRE SMEC Drv Coil (N) . I-		SMD.-	-	S276	021BS-30	24				CVVUCR	33	211121 J30	005	
020	SPIRE SMEC Drv Coil (N) . SHD01		SMD.-	-	S276	021BS-30	24			Cable S276 Shd	CVVUCR	33	211121 J30	013	
-															
021	SPIRE SMEC Drv Coil (Rob) (N) . I+		SMD.-	-	S277	021BS-30	25			5 Ohm/1.0E-01 A	CVVUCR	33	211121 J30	022	
022	SPIRE SMEC Drv Coil (Rob) (N) . I-		SMD.-	-	S277	021BS-30	25				CVVUCR	33	211121 J30	007	
003	SPIRE SMEC Drv Coil (Rob) (N) . SHD02		SMD.-	-	S277	021BS-30	25			Cable S277 Shd	CVVUCR	33	211121 J30	013	
-															
004	SPIRE SMEC Drv Sense (N) . Sen+		SMG.-	-	S278	021BS-38	26			500 Ohm/1.0E-05 A	CVVUCR	33	211121 J30	014	
005	SPIRE SMEC Drv Sense (N) . Sen-		SMG.-	-	S278	021BS-38	26				CVVUCR	33	211121 J30	024	
023	SPIRE SMEC Drv Sense (N) . SHD03		SMG.-	-	S278	021BS-38	26			Cable S278 Shd	CVVUCR	33	211121 J30	023	
-															
-															
007	SPIRE SMEC PosSeLEDPwr(N) . S		SMH.-	-	S279	021BS-38	27			100 Ohm/1.0E-03 A	CVVUCR	33	211121 J30	009	
008	SPIRE SMEC PosSeLEDPwr(N) . R		SMH.-	-	S279	021BS-38	27				CVVUCR	33	211121 J30	002	
026	SPIRE SMEC PosSeLEDPwr(N) . SHD04		SMH.-	-	S279	021BS-38	27			Cable S279 Shd	CVVUCR	33	211121 J30	003	
-															
-															
027	SPIRE SMEC PosSensPwr(N) . S		SMH.-	-	S280	021BS-38	28			100 Ohm/1.0E-03 A	CVVUCR	33	211121 J30	011	
028	SPIRE SMEC PosSensPwr(N) . R		SMH.-	-	S280	021BS-38	28				CVVUCR	33	211121 J30	004	
009	SPIRE SMEC PosSensPwr(N) . SHD05		SMH.-	-	S280	021BS-38	28			Cable 280 Shd	CVVUCR	33	211121 J30	010	
-															
-															
010	SPIRE SMEC PosPhDi#1(N) . I+		SMJ.-	-	S281	021SS-38	29			1000 Ohm/2.0E-05 A	CVVUCR	33	211121 J30	018	
011	SPIRE SMEC PosPhDi#1(N) . I-		SMJ.-	-	S281	021SS-38	29				CVVUCR	33	211121 J30	019	
029	SPIRE SMEC PosPhDi#1(N) . SHD06		SMJ.-	-	S281	021SS-38	29			Cable 281 Shd	CVVUCR	33	211121 J30	029	
-															
030	SPIRE SMEC PosPhDi#1FB(N) . S		SMK.-	-	S282	021SS-38	32			1000 Ohm/1.0E-05 A	CVVUCR	33	211121 J30	056	
031	SPIRE SMEC PosPhDi#1FB(N) . R		SMK.-	-	S282	021SS-38	32				CVVUCR	33	211121 J30	055	
012	SPIRE SMEC PosPhDi#1FB(N) . SHD09		SMK.-	-	S282	021SS-38	32			Cable 282 Shd	CVVUCR	33	211121 J30	044	
-															
-															
013	SPIRE SMEC PosPhDi#2(N) . I+		SMJ.-	-	S283	021SS-38	30			1000 Ohm/2.0E-05 A	CVVUCR	33	211121 J30	042	
014	SPIRE SMEC PosPhDi#2(N) . I-		SMJ.-	-	S283	021SS-38	30				CVVUCR	33	211121 J30	041	
032	SPIRE SMEC PosPhDi#2(N) . SHD07		SMJ.-	-	S283	021SS-38	30			Cable 283 Shd	CVVUCR	33	211121 J30	030	
-															
033	SPIRE SMEC PosPhDi#2FB(N) . S		SMK.-	-	S284	021SS-38	33			1000 Ohm/1.0E-05 A	CVVUCR	33	211121 J30	034	
034	SPIRE SMEC PosPhDi#2FB(N) . R		SMK.-	-	S284	021SS-38	33				CVVUCR	33	211121 J30	033	
015	SPIRE SMEC PosPhDi#2FB(N) . SHD10		SMK.-	-	S284	021SS-38	33			Cable 284 Shd	CVVUCR	33	211121 J30	045	

Astrium GmbH	**Pin Allocation List** (Harness)	Doc.No.: HP-2-ASED-IC-0016
Project: HERSCHEL		Issue: 1.0 Date: 21.04.2004
		Sheet: PAL-2 (of 2)

Connector: 121100 P29 **Function:** SPIRE FPU Filter SMEC Contr. Pr (C11) **Conn.-Type:** MWDM2L-37P-6C3-.630

Item: HSFPU **Location:** 70 / Optical Bench **Backshell:** 507 T 196 M 37

EMC-Category: 2C/Sig H in Cryostat

Pin	Signal Designation	Interface-Code Circuit	Signal	Pos.	Ch. ID	Wiring	Grouping: Shd	Cable	Twist	Comment	Target-Item	Location	Connector	Pin	New
-															
016	SPIRE SMEC PosPhDi#3(N) . I+		SMJ.-	-	S285	021SS-38	31			1000 Ohm/2.0E-05 A	CVVUCR	33	211121 J30	020	
017	SPIRE SMEC PosPhDi#3(N) . I-		SMJ.-	-	S285	021SS-38	31				CVVUCR	33	211121 J30	021	
035	SPIRE SMEC PosPhDi#3(N) . SHD08		SMJ.-	-	S285	021SS-38	31			Cable S285 Shd	CVVUCR	33	211121 J30	031	
-															
036	SPIRE SMEC PosPhDi#3FB(N) . S		SMK.-	-	S286	021SS-38	34			1000 Ohm/1.0E-05 A	CVVUCR	33	211121 J30	058	
037	SPIRE SMEC PosPhDi#3FB(N) . R		SMK.-	-	S286	021SS-38	34				CVVUCR	33	211121 J30	057	
018	SPIRE SMEC PosPhDi#3FB(N) . SHD11		SMK.-	-	S286	021SS-38	34			Cable S286 Shd	CVVUCR	33	211121 J30	046	
-															
006	NC														
019	NC														
024	NC														
025	NC														
CH	SPIRE FPU SMEC Contr. Faraday . SFF		SFF.-	-	S301	010B0-30				Faraday Shd con to Backshell ECR0039tbc	CVVUCR	33	211121 J30	006	3. 3. 3.
-										No Bundle Overall Shd in Cold					

Astrium GmbH	**Pin Allocation List** (Harness)	Doc.No.: HP-2-ASED-IC-0016
Project: HERSCHEL		Issue: 1.0 Date: 21.04.2004
		Sheet: PAL-1 (of 2)

Connector: 121100 P24 **Function:** SPIRE FPU Filter Termometry (C12) **Conn.-Type:** MWDM2L-37P-6C3-.630

Item: HSFPU **Location:** 70 / Optical Bench **Backshell:** 507 T 196 M 37

EMC-Category: 2C/Sig H in Cryostat

		Interface-Code					Grouping:								
Pin	**Signal Designation**	**Circuit**	**Signal**	**Pos.**	**Ch. ID**	**Wiring**	**Shd**	**Cable**	**Twist**	**Comment**	**Target-Item**	**Location**	**Connector**	**Pin**	**New**
020	SPIRE FilterTemp(R) . I+		STA.-	-	S306	041SS-38	33			1000 Ohm/1.0E-06 A	CVVUCR	33	211121 J33	089	
002	SPIRE FilterTemp(R) . V+		STA.-	-	S306	041SS-38	33				CVVUCR	33	211121 J33	100	
003	SPIRE FilterTemp(R) . V-		STA.-	-	S306	041SS-38	33				CVVUCR	33	211121 J33	099	
021	SPIRE FilterTemp(R) . I-		STA.-	-	S306	041SS-38	33				CVVUCR	33	211121 J33	088	
001	SPIRE FilterTemp(R) . SHD06		STA.-	-	S306	041SS-38	33			Cable S306 Shd	CVVUCR	33	211121 J33	101	
-															
004	SPIRE SpectDetBoxTemp(R) . I+		STA.-	-	S307	041SS-38	28			1000 Ohm/1.0E-06 A	CVVUCR	33	211121 J33	118	
023	SPIRE SpectDetBoxTemp(R) . V+		STA.-	-	S307	041SS-38	28				CVVUCR	33	211121 J33	125	
024	SPIRE SpectDetBoxTemp(R) . V-		STA.-	-	S307	041SS-38	28				CVVUCR	33	211121 J33	126	
005	SPIRE SpectDetBoxTemp(R) . I-		STA.-	-	S307	041SS-38	28				CVVUCR	33	211121 J33	119	
022	SPIRE SpectDetBoxTemp(R) . SHD01		STA.-	-	S307	041SS-38	28			Cable S307 Shd	CVVUCR	33	211121 J33	110	
-															
025	SPIRE PhotomDetBoxTmp(R) . I+		STA.-	-	S308	041SS-38	29			1000 Ohm/1.0E-06 A	CVVUCR	33	211121 J33	123	
007	SPIRE PhotomDetBoxTmp(R) . V+		STA.-	-	S308	041SS-38	29				CVVUCR	33	211121 J33	116	
008	SPIRE PhotomDetBoxTmp(R) . V-		STA.-	-	S308	041SS-38	29				CVVUCR	33	211121 J33	117	
026	SPIRE PhotomDetBoxTmp(R) . I-		STA.-	-	S308	041SS-38	29				CVVUCR	33	211121 J33	124	
006	SPIRE PhotomDetBoxTmp(R) . SHD02		STA.-	-	S308	041SS-38	29			Cable S308 Shd	CVVUCR	33	211121 J33	108	
-															
009	SPIRE OptSubbenchTmp(R) . I+		STA.-	-	S309	041SS-38	30			1000 Ohm/1.0E-06 A	CVVUCR	33	211121 J33	106	
028	SPIRE OptSubbenchTmp(R) . V+		STA.-	-	S309	041SS-38	30				CVVUCR	33	211121 J33	107	
029	SPIRE OptSubbenchTmp(R) . V-		STA.-	-	S309	041SS-38	30				CVVUCR	33	211121 J33	122	
010	SPIRE OptSubbenchTmp(R) . I-		STA.-	-	S309	041SS-38	30				CVVUCR	33	211121 J33	115	
027	SPIRE OptSubbenchTmp(R) . SHD03		STA.-	-	S309	041SS-38	30			Cable S309 Shd	CVVUCR	33	211121 J33	105	
-															
030	SPIRE FPUInpBaffleTmp(R) . I+		STA.-	-	S310	041SS-38	31			1000 Ohm/1.0E-06 A	CVVUCR	33	211121 J33	097	
012	SPIRE FPUInpBaffleTmp(R) . V+		STA.-	-	S310	041SS-38	31				CVVUCR	33	211121 J33	086	
013	SPIRE FPUInpBaffleTmp(R) . V-		STA.-	-	S310	041SS-38	31				CVVUCR	33	211121 J33	087	
031	SPIRE FPUInpBaffleTmp(R) . I-		STA.-	-	S310	041SS-38	31				CVVUCR	33	211121 J33	098	
011	SPIRE FPUInpBaffleTmp(R) . SHD04		STA.-	-	S310	041SS-38	31			Cable S310 Shd	CVVUCR	33	211121 J33	109	
-															
014	SPIRE BSM/SOB I/FTmp(R) . I+		STA.-	-	S311	041SS-38	32			1000 Ohm/1.0E-06 A	CVVUCR	33	211121 J33	073	
033	SPIRE BSM/SOB I/FTmp(R) . V+		STA.-	-	S311	041SS-38	32				CVVUCR	33	211121 J33	074	
034	SPIRE BSM/SOB I/FTmp(R) . V-		STA.-	-	S311	041SS-38	32				CVVUCR	33	211121 J33	085	
015	SPIRE BSM/SOB I/FTmp(R) . I-		STA.-	-	S311	041SS-38	32				CVVUCR	33	211121 J33	084	
032	SPIRE BSM/SOB I/FTmp(R) . SHD05		STA.-	-	S311	041SS-38	32			Cable S311 Shd	CVVUCR	33	211121 J33	096	
-															
017	SPIRE PTC Htr(R) . I+A		STB.-	-	S312	041BS-30	34			100 Ohm/2.0E-03 A	CVVUCR	33	211121 J33	079	
018	SPIRE PTC Htr(R) . I+B		STB.-	-	S312	041BS-30	34				CVVUCR	33	211121 J33	078	
036	SPIRE PTC Htr(R) . I-A		STB.-	-	S312	041BS-30	34				CVVUCR	33	211121 J33	068	

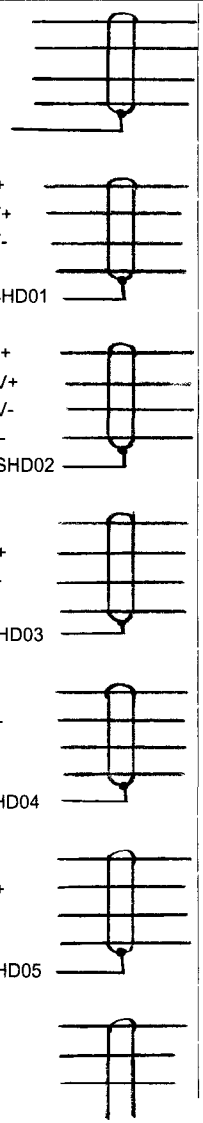

Astrium GmbH	**Pin Allocation List** (Harness)	Doc.No.: HP-2-ASED-IC-0016
Project: HERSCHEL		Issue: 1.0 Date: 21.04.2004
		Sheet: PAL-2 (of 2)

Connector: 121100 P24 **Function:** SPIRE FPU Filter Termometry (C12) **Conn.-Type:** MWDM2L-37P-6C3-.630

Item: HSFPU **Location:** 70 / Optical Bench **Backshell:** 507 T 196 M 37

EMC-Category: 2C/Sig H in Cryostat

Pin	Signal Designation	Interface-Code Circuit	Signal	Pos.	Ch. ID	Wiring	Grouping: Shd	Cable	Twist	Comment	Target-Item	Location	Connector	Pin	New
037	SPIRE PTC Htr(R) . I-B		STB.-	-	S312	041BS-30	34				CVVUCR	33	211121 J33	067	
035	SPIRE PTC Htr(R) . SHD07		STB.-	-	S312	041BS-30	34			Cable S312 Shd	CVVUCR	33	211121 J33	090	
-															
016	NC														
019	NC														
CH	SPIRE FPU FT Faraday . SFF		SFF.-	-	S302	010B0-30				Faraday Shd con to Backshell ECR0039tbc	CVVUCR	33	211121 J33	094	3. 3. 3.
-										No Bundle Overall Shd in Cold					

Astrium GmbH	**Pin Allocation List** (Harness)	Doc.No.: HP-2-ASED-IC-0016
Project: HERSCHEL		Issue: 1.0 Date: 21.04.2004
		Sheet: PAL-1 (of 2)

Connector: 121100 P22 **Function:** SPIRE FPU Filter Spect. Stim. (C12) **Conn.-Type:** MWDM2L-37P-6C3-.630

Item: HSFPU **Location:** 70 / Optical Bench **Backshell:** 507 T 196 M 37

EMC-Category: 2C/Sig H in Cryostat

Pin	Signal Designation	Interface-Code Circuit	Signal	Pos.	Ch. ID	Wiring	Grouping: Shd	Cable	Twist	Comment	Target-Item	Location	Connector	Pin	New
005	SPIRE Spectr4%Temp (R) . I+		SCA.-	-	S295	041SS-38	27			1000 Ohm/1.0E-06 A	CVVUCR	33	211121 J33	111	
006	SPIRE Spectr4%Temp (R) . V+		SCA.-	-	S295	041SS-38	27				CVVUCR	33	211121 J33	120	
024	SPIRE Spectr4%Temp (R) . V-		SCA.-	-	S295	041SS-38	27				CVVUCR	33	211121 J33	128	
025	SPIRE Spectr4%Temp (R) . I-		SCA.-	-	S295	041SS-38	27				CVVUCR	33	211121 J33	112	
023	SPIRE Spectr4%Temp (R) . SHD01		SCA.-	-	S295	041SS-38	27			Cable S295 Shd	CVVUCR	33	211121 J33	121	
-															
007	SPIRE Spectr2%Temp (R) . I+		SCA.-	-	S296	041SS-38	28			1000 Ohm/1.0E-06 A	CVVUCR	33	211121 J33	091	
008	SPIRE Spectr2%Temp (R) . V+		SCA.-	-	S296	041SS-38	28				CVVUCR	33	211121 J33	092	
026	SPIRE Spectr2%Temp (R) . V-		SCA.-	-	S296	041SS-38	28				CVVUCR	33	211121 J33	081	
027	SPIRE Spectr2%Temp (R) . I-		SCA.-	-	S296	041SS-38	28				CVVUCR	33	211121 J33	080	
009	SPIRE Spectr2%Temp (R) . SHD02		SCA.-	-	S296	041SS-38	28			Cable S296 Shd	CVVUCR	33	211121 J33	093	
-															
010	SPIRE SpStimFlanTemp(R) . I+		SCA.-	-	S297	041SS-38	29			1000 Ohm/1.0E-06 A	CVVUCR	33	211121 J33	114	
011	SPIRE SpStimFlanTemp(R) . V+		SCA.-	-	S297	041SS-38	29				CVVUCR	33	211121 J33	113	
028	SPIRE SpStimFlanTemp(R) . V-		SCA.-	-	S297	041SS-38	29				CVVUCR	33	211121 J33	103	
029	SPIRE SpStimFlanTemp(R) . I-		SCA.-	-	S297	041SS-38	29				CVVUCR	33	211121 J33	104	
030	SPIRE SpStimFlanTemp(R) . SHD03		SCA.-	-	S297	041SS-38	29			Cable S297 Shd	CVVUCR	33	211121 J33	102	
-															
014	SPIRE Spectr4%Heater (R) . I+A		SCB.-	-	S298	040B0-30				30 Ohm/9.0E-03 A	CVVUCR	33	211121 J33	035	
015	SPIRE Spectr4%Heater (R) . I+B		SCB.-	-	S298	040B0-30					CVVUCR	33	211121 J33	024	
033	SPIRE Spectr4%Heater (R) . I-A		SCB.-	-	S298	040B0-30					CVVUCR	33	211121 J33	034	
034	SPIRE Spectr4%Heater (R) . I-B		SCB.-	-	S298	040B0-30					CVVUCR	33	211121 J33	023	
-															
016	SPIRE Spectr2%Heater (R) . I+A		SCB.-	-	S299	040B0-30				30 Ohm/7.0E-03 A	CVVUCR	33	211121 J33	046	
017	SPIRE Spectr2%Heater (R) . I+B		SCB.-	-	S299	040B0-30					CVVUCR	33	211121 J33	058	
035	SPIRE Spectr2%Heater (R) . I-A		SCB.-	-	S299	040B0-30					CVVUCR	33	211121 J33	045	
036	SPIRE Spectr2%Heater (R) . I-B		SCB.-	-	S299	040B0-30					CVVUCR	33	211121 J33	057	
004	NC														
012	NC														
013	NC														
018	NC														
019	NC														
020	NC														
021	NC														
022	NC														
031	NC														
032	NC														
037	NC														
CH	SPIRE FPU FSS2 Faraday . SFF		SFF.-	-	S303	010B0-30				Faraday Shd con to Backshell ECR0039tbc	CVVUCR	33	211121 J33	047	3. 3. 3.

Astrium GmbH	**Pin Allocation List** (Harness)	Doc.No.: HP-2-ASED-IC-0016
Project: HERSCHEL		Issue: 1.0 Date: 21.04.2004
		Sheet: PAL-2 (of 2)

Connector: 121100 P22 **Function:** SPIRE FPU Filter Spect. Stim. (C12) **Conn.-Type:** MWDM2L-37P-6C3-.630

Item: HSFPU **Location:** 70 / Optical Bench **Backshell:** 507 T 196 M 37

EMC-Category: 2C/Sig H in Cryostat

Pin	Signal Designation	Interface-Code Circuit	Signal	Pos.	Ch. ID	Wiring	Grouping: Shd	Cable	Twist	Comment	Target-Item	Location	Connector	Pin	New
-										No Bundle Overall Shd in Cold					

Astrium GmbH	**Pin Allocation List**	Doc.No.: HP-2-ASED-IC-0016
Project: HERSCHEL	**(Harness)**	Issue: 1.0 Date: 21.04.2004
		Sheet: PAL-1 (of 2)

Connector: 121100 P20 **Function:** SPIRE FPU Filter Cooler (C12) **Conn.-Type:** MWDM2L-37P-6C3-.630

Item: HSFPU **Location:** 70 / Optical Bench **Backshell:** 507 T 196 M 37

EMC-Category: 2C/Sig H in Cryostat

Pin	Signal Designation	Interface-Code Circuit	Signal	Pos.	Ch. ID	Wiring	Grouping: Shd	Cable	Twist	Comment	Target-Item	Location	Connector	Pin	New
020	SPIRE SorptPumpTemp(R) . I+		S3E.-	-	S287	041SS-38	26			1000 Ohm/1.0E-06 A	CVVUCR	33	211121 J33	029	
001	SPIRE SorptPumpTemp(R) . V+		S3E.-	-	S287	041SS-38	26				CVVUCR	33	211121 J33	041	
002	SPIRE SorptPumpTemp(R) . V-		S3E.-	-	S287	041SS-38	26				CVVUCR	33	211121 J33	042	
021	SPIRE SorptPumpTemp(R) . I-		S3E.-	-	S287	041SS-38	26				CVVUCR	33	211121 J33	030	
003	SPIRE SorptPumpTemp(R) . SHD01		S3E.-	-	S287	041SS-38	26			Cable 287 Shd	CVVUCR	33	211121 J33	031	
-															
022	SPIRE EvaporatorTemp(R) . I+		S3E.-	-	S288	041SS-38	27			1000 Ohm/250 nA	CVVUCR	33	211121 J33	077	
004	SPIRE EvaporatorTemp(R) . V+		S3E.-	-	S288	041SS-38	27				CVVUCR	33	211121 J33	066	
005	SPIRE EvaporatorTemp(R) . V-		S3E.-	-	S288	041SS-38	27				CVVUCR	33	211121 J33	065	
023	SPIRE EvaporatorTemp(R) . I-		S3E.-	-	S288	041SS-38	27				CVVUCR	33	211121 J33	076	
024	SPIRE EvaporatorTemp(R) . SHD02		S3E.-	-	S288	041SS-38	27			Cable 288 Shd	CVVUCR	33	211121 J33	054	
-															
025	SPIRE SorptPumpSwTemp(R) . I+		S3E.-	-	S289	041SS-38	28			1000 Ohm/1.0E-06 A	CVVUCR	33	211121 J33	053	
006	SPIRE SorptPumpSwTemp(R) . V+		S3E.-	-	S289	041SS-38	28				CVVUCR	33	211121 J33	064	
007	SPIRE SorptPumpSwTemp(R) . V-		S3E.-	-	S289	041SS-38	28				CVVUCR	33	211121 J33	063	
026	SPIRE SorptPumpSwTemp(R) . I-		S3E.-	-	S289	041SS-38	28				CVVUCR	33	211121 J33	052	
008	SPIRE SorptPumpSwTemp(R) . SHD03		S3E.-	-	S289	041SS-38	28			Cable 289 Shd	CVVUCR	33	211121 J33	075	
-															
027	SPIRE EvaporSwTemp(R) . I+		S3E.-	-	S290	041SS-38	29			1000 Ohm/1.0E-06 A	CVVUCR	33	211121 J33	050	
009	SPIRE EvaporSwTemp(R) . V+		S3E.-	-	S290	041SS-38	29				CVVUCR	33	211121 J33	062	
010	SPIRE EvaporSwTemp(R) . V-		S3E.-	-	S290	041SS-38	29				CVVUCR	33	211121 J33	051	
028	SPIRE EvaporSwTemp(R) . I-		S3E.-	-	S290	041SS-38	29				CVVUCR	33	211121 J33	061	
029	SPIRE EvaporSwTemp(R) . SHD04		S3E.-	-	S290	041SS-38	29			Cable 290 Shd	CVVUCR	33	211121 J33	039	
-															
030	SPIRE ThermShuntTemp(R) . I+A		S3E.-	-	S291	041SS-38	30			1000 Ohm/1.0E-06 A	CVVUCR	33	211121 J33	011	
011	SPIRE ThermShuntTemp(R) . V+B		S3E.-	-	S291	041SS-38	30				CVVUCR	33	211121 J33	019	
012	SPIRE ThermShuntTemp(R) . V-A		S3E.-	-	S291	041SS-38	30				CVVUCR	33	211121 J33	018	
031	SPIRE ThermShuntTemp(R) . I-B		S3E.-	-	S291	041SS-38	30				CVVUCR	33	211121 J33	010	
013	SPIRE ThermShuntTemp(R) . SHD05		S3E.-	-	S291	041SS-38	30			Cable 291 Shd	CVVUCR	33	211121 J33	020	
-															
-															
014	SPIRE SorptPumpHtr(R) . I+A		S3F.-	-	S292	040B0-30				10 Ohm/2.5E-02 A	CVVUCR	33	211121 J33	006	
032	SPIRE SorptPumpHtr(R) . I+B		S3F.-	-	S292	040B0-30					CVVUCR	33	211121 J33	013	
015	SPIRE SorptPumpHtr(R) . I-A		S3F.-	-	S292	040B0-30					CVVUCR	33	211121 J33	005	
033	SPIRE SorptPumpHtr(R) . I-B		S3F.-	-	S292	040B0-30					CVVUCR	33	211121 J33	012	
-															
016	SPIRE SorptPumpSwHtr(R) . I+A		S3F.-	-	S293	040B0-30				10 Ohm/1.5 mA	CVVUCR	33	211121 J33	022	
034	SPIRE SorptPumpSwHtr(R) . I+B		S3F.-	-	S293	040B0-30					CVVUCR	33	211121 J33	033	
017	SPIRE SorptPumpSwHtr(R) . I-A		S3F.-	-	S293	040B0-30					CVVUCR	33	211121 J33	021	

Astrium GmbH	**Pin Allocation List** (Harness)	Doc.No.: HP-2-ASED-IC-0016
Project: HERSCHEL		Issue: 1.0 Date: 21.04.2004
		Sheet: PAL-2 (of 2)

Connector: 121100 P20 **Function:** SPIRE FPU Filter Cooler (C12) **Conn.-Type:** MWDM2L-37P-6C3-.630

Item: HSFPU **Location:** 70 / Optical Bench **Backshell:** 507 T 196 M 37

EMC-Category: 2C/Sig H in Cryostat

Pin	Signal Designation	Interface-Code Circuit	Signal	Pos.	Ch. ID	Wiring	Grouping: Shd	Cable	Twist	Comment	Target-Item	Location	Connector	Pin	New
035	SPIRE SorptPumpSwHtr(R) . I-B		S3F.-	-	S293	040B0-30					CVVUCR	33	211121 J33	032	
-															
018	SPIRE EvaporSwHtr(R) . I+A		S3F.-	-	S294	040B0-30				50 Ohm/1.5E-03 A	CVVUCR	33	211121 J33	055	
036	SPIRE EvaporSwHtr(R) . I+B		S3F.-	-	S294	040B0-30					CVVUCR	33	211121 J33	056	
019	SPIRE EvaporSwHtr(R) . I-A		S3F.-	-	S294	040B0-30					CVVUCR	33	211121 J33	043	
037	SPIRE EvaporSwHtr(R) . I-B		S3F.-	-	S294	040B0-30					CVVUCR	33	211121 J33	044	
-															
CH	SPIRE FPU FC 2 Faraday . SFF		SFF.-	-	S304	010B0-30				Faraday Shd conto Backshell ECR0039tbc	CVVUCR	33	211121 J33	004	3. 3. 3.
-										No Bundle Overall Shd in Cold					

Astrium GmbH	**Pin Allocation List** (Harness)	Doc.No.: HP-2-ASED-IC-0016
Project: HERSCHEL		Issue: 1.0 Date: 21.04.2004
		Sheet: PAL-1 (of 2)

Connector: 121100 P26 **Function:** SPIRE FPU Filter BSM Phot. Stim (C13) **Conn.-Type:** MWDM2L-37P-6C3-.630

Item: HSFPU **Location:** 70 / Optical Bench **Backshell:** 507 T 196 M 37

EMC-Category: 2C/Sig H in Cryostat

Pin	Signal Designation	Interface-Code Circuit	Signal	Pos.	Ch. ID	Wiring	Grouping: Shd	Cable	Twist	Comment	Target-Item	Location	Connector	Pin	New
001	SPIRE ChopSensor1&2(R) . 1		SBA.-	-	S313	021SS-38	25			1000 Ohm/1.0E-06 A	CVVUCR	33	211121 J29	051	
020	SPIRE ChopSensor1&2(R) . 2		SBA.-	-	S313	021SS-38	25				CVVUCR	33	211121 J29	040	
022	SPIRE ChopSensor1&2(R) . SHD01		SBA.-	-	S313	021SS-38	25			Cable S313 to S316 Shd con together	CVVUCR	33	211121 J29	039	
-															
002	SPIRE ChopSensor3-5(R) . 3		SBB.-	-	S314	031BS-38	27			1000 Ohm/250 nA	CVVUCR	33	211121 J29	028	
021	SPIRE ChopSensor3-5(R) . 4		SBB.-	-	S314	031BS-38	27				CVVUCR	33	211121 J29	017	
003	SPIRE ChopSensor3-5(R) . 5		SBB.-	-	S314	031BS-38	27				CVVUCR	33	211121 J29	016	
022	SPIRE ChopSensor3-5(R) . SHD03		SBB.-	-	S314	031BS-38	27			Cable S313 to S316 Shd con together	CVVUCR	33	211121 J29	027	
-															
004	SPIRE JiggleSensor1&2(R) . 1		SBA.-	-	S315	021SS-38	26			1000 Ohm/1.0E-06 A	CVVUCR	33	211121 J29	049	
023	SPIRE JiggleSensor1&2(R) . 2		SBA.-	-	S315	021SS-38	26				CVVUCR	33	211121 J29	050	
022	SPIRE JiggleSensor1&2(R) . SHD02		SBA.-	-	S315	021SS-38	26			Cable S313 to S316 Shd con together	CVVUCR	33	211121 J29	038	
-															
005	SPIRE JiggleSensor3-5(R) . 3		SBB.-	-	S316	031BS-38	28			1000 Ohm/250 nA	CVVUCR	33	211121 J29	015	
024	SPIRE JiggleSensor3-5(R) . 4		SBB.-	-	S316	031BS-38	28				CVVUCR	33	211121 J29	025	
006	SPIRE JiggleSensor3-5(R) . 5		SBB.-	-	S316	031BS-38	28				CVVUCR	33	211121 J29	037	
022	SPIRE JiggleSensor3-5(R) . SHD04		SBB.-	-	S316	031BS-38	28			Cable S313 to S316 Shd con together	CVVUCR	33	211121 J29	026	
-															
-															
007	SPIRE BSMTemp(R) . I+		SBC.-	-	S317	041SS-38	29			1000 Ohm/1.0E-06 A	CVVUCR	33	211121 J29	086	
026	SPIRE BSMTemp(R) . V+		SBC.-	-	S317	041SS-38	29				CVVUCR	33	211121 J29	097	
008	SPIRE BSMTemp(R) . V-		SBC.-	-	S317	041SS-38	29				CVVUCR	33	211121 J29	098	
027	SPIRE BSMTemp(R) . I-		SBC.-	-	S317	041SS-38	29				CVVUCR	33	211121 J29	087	
025	SPIRE BSMTemp(R) . SHD05		SBC.-	-	S317	041SS-38	29			Cable 317 Shd	CVVUCR	33	211121 J29	075	
-															
-															
028	SPIRE P-Cal Htr (R) . I+A		SBD.-	-	S318	041BS-30	30			10 Ohm/7.0E-03 A	CVVUCR	33	211121 J29	048	
010	SPIRE P-Cal Htr (R) . I+B		SBD.-	-	S318	041BS-30	30				CVVUCR	33	211121 J29	071	
029	SPIRE P-Cal Htr (R) . I-A		SBD.-	-	S318	041BS-30	30				CVVUCR	33	211121 J29	060	
011	SPIRE P-Cal Htr (R) . I-B		SBD.-	-	S318	041BS-30	30				CVVUCR	33	211121 J29	059	
009	SPIRE P-Cal Htr (R) . SHD06		SBD.-	-	S318	041BS-30	30			Cable S318 Shd	CVVUCR	33	211121 J29	036	
-															
-															
030	SPIRE BSMLchLtchConf(R) . 1		SBE.-	-	S319	021SS-38	31			1000 Ohm/1.0E-03 A	CVVUCR	33	211121 J29	108	
012	SPIRE BSMLchLtchConf(R) . 2		SBE.-	-	S319	021SS-38	31				CVVUCR	33	211121 J29	116	

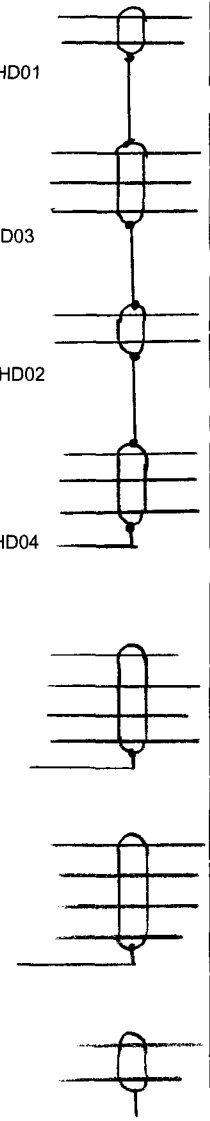

Astrium GmbH	**Pin Allocation List** (Harness)	Doc.No.: HP-2-ASED-IC-0016
Project: HERSCHEL		Issue: 1.0 Date: 21.04.2004
		Sheet: PAL-2 (of 2)

Connector: 121100 P26 **Function:** SPIRE FPU Filter BSM Phot. Stim (C13) **Conn.-Type:** MWDM2L-37P-6C3-.630

Item: HSFPU **Location:** 70 / Optical Bench **Backshell:** 507 T 196 M 37

EMC-Category: 2C/Sig H in Cryostat

Pin	Signal Designation	Interface-Code Circuit	Signal	Pos.	Ch. ID	Wiring	Grouping: Shd	Cable	Twist	Comment	Target-Item	Location	Connector	Pin	New
031	SPIRE BSMLchLtchConf(R) . SHD07		SBE.-	-	S319	021SS-38	31			Cable S319 Shd	CVVUCR	33	211121 J29	107	
-															
-															
013	SPIRE BSMLatchDrive(R) . SUP		SBF.-	-	S320	021BS-30	32			10 Ohm/3.5E-02 A	CVVUCR	33	211121 J29	105	
032	SPIRE BSMLatchDrive(R) . RTN		SBF.-	-	S320	021BS-30	32				CVVUCR	33	211121 J29	115	
033	SPIRE BSMLatchDrive(R) . SHD08		SBF.-	-	S320	021BS-30	32			Cable S320 Shd	CVVUCR	33	211121 J29	106	
-															
-															
015	SPIRE ChopMotDrive(R) . 1		SBG.-	-	S321	041BS-30	33			10 Ohm/4.0E-02 A	CVVUCR	33	211121 J29	072	
034	SPIRE ChopMotDrive(R) . 2		SBG.-	-	S321	041BS-30	33				CVVUCR	33	211121 J29	061	
016	SPIRE ChopMotDrive(R) . 3		SBG.-	-	S321	041BS-30	33				CVVUCR	33	211121 J29	062	
035	SPIRE ChopMotDrive(R) . 4		SBG.-	-	S321	041BS-30	33				CVVUCR	33	211121 J29	074	
017	SPIRE ChopMotDrive(R) . SHD09		SBG.-	-	S321	041BS-30	33			Cable S321,322 Shd con together	CVVUCR	33	211121 J29	073	
-															
-															
036	SPIRE JiggleMotDrive(R) . 1		SBG.-	-	S322	041BS-30	34			10 Ohm/4.0E-02 A	CVVUCR	33	211121 J29	083	
018	SPIRE JiggleMotDrive(R) . 2		SBG.-	-	S322	041BS-30	34				CVVUCR	33	211121 J29	095	
037	SPIRE JiggleMotDrive(R) . 3		SBG.-	-	S322	041BS-30	34				CVVUCR	33	211121 J29	096	
019	SPIRE JiggleMotDrive(R) . 4		SBG.-	-	S322	041BS-30	34				CVVUCR	33	211121 J29	085	
017	SPIRE JiggleMotDrive(R) . SHD10		SBG.-	-	S322	041BS-30	34			Cable S321,322 Shd con together	CVVUCR	33	211121 J29	084	
-															
CH	SPIRE FPU BSM PS Faraday . SFF		SFF.-	-	S305	010B0-30				Faraday Shd con to Backshell ECR0039tbc	CVVUCR	33	211121 J29	082	3. 3. 3.
-										No Bundle Overall Shd in Cold					

Astrium GmbH	**Pin Allocation List** (Harness)	Doc.No.: HP-2-ASED-IC-0016
Project: HERSCHEL		Issue: 1.0 Date: 21.04.2004
		Sheet: PAL-1 (of 2)

Connector: 121100 P28 **Function:** SPIRE FPU Filter SMEC Launch Re(C13) **Conn.-Type:** MWDM2L-37P-6C3-.630

Item: HSFPU **Location:** 70 / Optical Bench **Backshell:** 507 T 196 M 37

EMC-Category: 2C/Sig H in Cryostat

Pin	Signal Designation	Interface-Code Circuit	Signal	Pos.	Ch. ID	Wiring	Grouping: Shd	Cable	Twist	Comment	Target-Item	Location	Connector	Pin	New
001	SPIRE SMECLLtch#1Conf(R) . 1+		SME.-	-	S323	021BS-30	34			5 Ohm/1.0E-03 A	CVVUCR	33	211121 J29	117	
020	SPIRE SMECLLtch#1Conf(R) . 1-		SME.-	-	S323	021BS-30	34				CVVUCR	33	211121 J29	118	
003	SPIRE SMECLLtch#1Conf(R) . SHD06		SME.-	-	S323	021BS-30	34			Cable S323, 324 Shd co together, daisy ch to pin 03	CVVUCR	33	211121 J29	109	
-															
002	SPIRE SMECLLtch#2Conf(R) . 2+		SME.-	-	S324	021BS-30	35			5 Ohm/1.0E-03 A	CVVUCR	33	211121 J29	111	
021	SPIRE SMECLLtch#2Conf(R) . 2-		SME.-	-	S324	021BS-30	35				CVVUCR	33	211121 J29	119	
003	SPIRE SMECLLtch#2Conf(R) . SHD07		SME.-	-	S324	021BS-30	35			Cable S323, 324 Shd co together, daisy ch to pin 03	CVVUCR	33	211121 J29	110	
-															
-															
022	SPIRE SMECLL#1Pwr1/A(R) . S1		SMF.-	-	S325	021BS-30	36			5 Ohm/4.0E-01 A	CVVUCR	33	211121 J29	067	
023	SPIRE SMECLL#1Pwr1/A(R) . R1		SMF.-	-	S325	021BS-30	36				CVVUCR	33	211121 J29	066	
004	SPIRE SMECLL#1Pwr1/A(R) . SHD08		SMF.-	-	S325	021BS-30	36			Cable S325 Shd	CVVUCR	33	211121 J29	078	
-															
005	SPIRE SMECLL#1Pwr2/B(R) . S2		SMF.-	-	S326	021BS-30	37			5 Ohm/4.0E-01 A	CVVUCR	33	211121 J29	069	
006	SPIRE SMECLL#1Pwr2/B(R) . R2		SMF.-	-	S326	021BS-30	37				CVVUCR	33	211121 J29	068	
024	SPIRE SMECLL#1Pwr2/B(R) . SHD09		SMF.-	-	S326	021BS-30	37			Cable S326 Shd	CVVUCR	33	211121 J29	080	
-															
025	SPIRE SMECLL#2Pwr1/A(R) . S1		SMF.-	-	S327	021BS-30	38			5 Ohm/4.0E-01 A	CVVUCR	33	211121 J29	090	
026	SPIRE SMECLL#2Pwr1/A(R) . R1		SMF.-	-	S327	021BS-30	38				CVVUCR	33	211121 J29	091	
007	SPIRE SMECLL#2Pwr1/A(R) . SHD10		SMF.-	-	S327	021BS-30	38			Cable S327 Shd	CVVUCR	33	211121 J29	079	
-															
008	SPIRE SMECLL#2Pwr2/B(R) . S2		SMF.-	-	S328	021BS-30	39			5 Ohm/4.0E-01 A	CVVUCR	33	211121 J29	092	
009	SPIRE SMECLL#2Pwr2/B(R) . R2		SMF.-	-	S328	021BS-30	39				CVVUCR	33	211121 J29	093	
027	SPIRE SMECLL#2Pwr2/B(R) . SHD11		SMF.-	-	S328	021BS-30	39			Cable S328 Shd	CVVUCR	33	211121 J29	081	
-															
-															
028	SPIRE SMECTemp(R) . I+		SMC.-	-	S329	041SS-38	32			1000 Ohm/1.0E-06 A	CVVUCR	33	211121 J29	088	
010	SPIRE SMECTemp(R) . V+		SMC.-	-	S329	041SS-38	32				CVVUCR	33	211121 J29	099	
029	SPIRE SMECTemp(R) . V-		SMC.-	-	S329	041SS-38	32				CVVUCR	33	211121 J29	100	
011	SPIRE SMECTemp(R) . I-		SMC.-	-	S329	041SS-38	32				CVVUCR	33	211121 J29	089	
030	SPIRE SMECTemp(R) . SHD04		SMC.-	-	S329	041SS-38	32			Cable S329 Shd	CVVUCR	33	211121 J29	077	
-															
-															
031	SPIRE SMEC/SOB I/FTmp(R) (#13) . I+		SMC.-	-	S330	041SS-38	33			1000 Ohm/1.0E-06 A	CVVUCR	33	211121 J29	054	
013	SPIRE SMEC/SOB I/FTmp(R) (#13) . V+		SMC.-	-	S330	041SS-38	33				CVVUCR	33	211121 J29	065	
032	SPIRE SMEC/SOB I/FTmp(R) (#13) . V-		SMC.-	-	S330	041SS-38	33				CVVUCR	33	211121 J29	064	
014	SPIRE SMEC/SOB I/FTmp(R) (#13) . I-		SMC.-	-	S330	041SS-38	33				CVVUCR	33	211121 J29	053	

Astrium GmbH	**Pin Allocation List** (Harness)	Doc.No.: HP-2-ASED-IC-0016
Project: HERSCHEL		Issue: 1.0 Date: 21.04.2004
		Sheet: PAL-2 (of 2)

Connector: 121100 P28 **Function:** SPIRE FPU Filter SMEC Launch Re(C13) **Conn.-Type:** MWDM2L-37P-6C3-.630

Item: HSFPU **Location:** 70 / Optical Bench **Backshell:** 507 T 196 M 37

EMC-Category: 2C/Sig H in Cryostat

Pin	Signal Designation	Interface-Code Circuit	Signal	Pos.	Ch. ID	Wiring	Grouping: Shd	Cable	Twist	Comment	Target-Item	Location	Connector	Pin	New
012	SPIRE SMEC/SOB I/FTmp(R) (#13) . SHD05		SMC.-	-	S330	041SS-38	33			Cable S330 Shd	CVVUCR	33	211121 J29	076	
-															
-															
033	SPIRE SMECLVDTPriClPw(R) . P		SMA.-	-	S331	021BS-30	29			5 Ohm/5.0E-03 A	CVVUCR	33	211121 J29	101	
034	SPIRE SMECLVDTPriClPw(R) . N		SMA.-	-	S331	021BS-30	29				CVVUCR	33	211121 J29	102	
015	SPIRE SMECLVDTPriClPw(R) . SHD01		SMA.-	-	S331	021BS-30	29			Cable S331 Shd	CVVUCR	33	211121 J29	112	
-															
-															
035	SPIRE SMECLVDTSCl#1Sg(R) . P		SMB.-	-	S332	021BS-30	30			5 Ohm/5.0E-05 A	CVVUCR	33	211121 J29	127	
036	SPIRE SMECLVDTSCl#1Sg(R) . N		SMB.-	-	S332	021BS-30	30				CVVUCR	33	211121 J29	120	
017	SPIRE SMECLVDTSCl#1Sg(R) . SHD02		SMB.-	-	S332	021BS-30	30			Cable S332 Shd	CVVUCR	33	211121 J29	128	
-															
-															
018	SPIRE SMECLVDTSCl#2Sg(R) . P		SMB.-	-	S333	021BS-30	31			5 Ohm/5.0E-05 A	CVVUCR	33	211121 J29	114	
019	SPIRE SMECLVDTSCl#2Sg(R) . N		SMB.-	-	S333	021BS-30	31				CVVUCR	33	211121 J29	113	
037	SPIRE SMECLVDTSCl#2Sg(R) . SHD03		SMB.-	-	S333	021BS-30	31			Cable S332 Shd	CVVUCR	33	211121 J29	121	
-															
CH	SPIRE FPU SMEC LR Faraday . SFF		SFF.-	-	S351	010B0-30				Faraday Shd con to Backshell ECR0039tbc	CVVUCR	33	211121 J29	104	3. 3. 3.
-	Overall shield = Faraday shield														3.
-										No Bundle Overall Shd in Cold					

Astrium GmbH	**Pin Allocation List** (Harness)	Doc.No.: HP-2-ASED-IC-0016
Project: HERSCHEL		Issue: 1.0 Date: 21.04.2004
		Sheet: PAL-1 (of 2)

Connector: 121100 P30 **Function:** SPIRE FPU Filter SMEC Contr. Re (C13) **Conn.-Type:** MWDM2L-37P-6C3-.630

Item: HSFPU **Location:** 70 / Optical Bench **Backshell:** 507 T 196 M 37

EMC-Category: 2C/Sig H in Cryostat

Pin	Signal Designation	Interface-Code Circuit	Signal	Pos.	Ch. ID	Wiring	Grouping: Shd	Cable	Twist	Comment	Target-Item	Location	Connector	Pin	New
001	SPIRE SMEC Drv Coil (R) . I+		SMD.-	-	S334	021BS-30	28			5 Ohm/1.0E-01 A	CVVUCR	33	211121 J29	012	
002	SPIRE SMEC Drv Coil (R) . I-		SMD.-	-	S334	021BS-30	28				CVVUCR	33	211121 J29	005	
020	SPIRE SMEC Drv Coil (R) . SHD01		SMD.-	-	S334	021BS-30	28			Cable S334 Shd	CVVUCR	33	211121 J29	013	
-															
021	SPIRE SMEC Drv Coil (Rob) (R) . I+		SMD.-	-	S335	021BS-30	29			5 Ohm/1.0E-01 A	CVVUCR	33	211121 J29	022	
022	SPIRE SMEC Drv Coil (Rob) (R) . I-		SMD.-	-	S335	021BS-30	29				CVVUCR	33	211121 J29	007	
003	SPIRE SMEC Drv Coil (Rob) (R) . SHD02		SMD.-	-	S335	021BS-30	29			Cable S335 Shd	CVVUCR	33	211121 J29	013	
-															
004	SPIRE SMEC Drv Sense (R) . Sen+		SMG.-	-	S336	021BS-38	30			500 Ohm/1.0E-05 A	CVVUCR	33	211121 J29	014	
005	SPIRE SMEC Drv Sense (R) . Sen-		SMG.-	-	S336	021BS-38	30				CVVUCR	33	211121 J29	024	
023	SPIRE SMEC Drv Sense (R) . SHD03		SMG.-	-	S336	021BS-38	30			Cable S336 Shd	CVVUCR	33	211121 J29	023	
-															
-															
007	SPIRE SMEC PosSeLEDPwr(R) . S		SMH.-	-	S337	021BS-38	31			100 Ohm/1.0E-03 A	CVVUCR	33	211121 J29	009	
008	SPIRE SMEC PosSeLEDPwr(R) . R		SMH.-	-	S337	021BS-38	31				CVVUCR	33	211121 J29	002	
026	SPIRE SMEC PosSeLEDPwr(R) . SHD04		SMH.-	-	S337	021BS-38	31			Cable S337 Shd	CVVUCR	33	211121 J29	003	
-															
-															
027	SPIRE SMEC PosSensPwr(R) . S		SMH.-	-	S338	021BS-38	32			100 Ohm/1.0E-03 A	CVVUCR	33	211121 J29	011	
028	SPIRE SMEC PosSensPwr(R) . R		SMH.-	-	S338	021BS-38	32				CVVUCR	33	211121 J29	004	
009	SPIRE SMEC PosSensPwr(R) . SHD05		SMH.-	-	S338	021BS-38	32			Cable S338 Shd	CVVUCR	33	211121 J29	010	
-															
-															
010	SPIRE SMEC PosPhDi#1(R) . I+		SMJ.-	-	S339	021SS-38	33			1000 Ohm/2.0E-05 A	CVVUCR	33	211121 J29	018	
011	SPIRE SMEC PosPhDi#1(R) . I-		SMJ.-	-	S339	021SS-38	33				CVVUCR	33	211121 J29	019	
029	SPIRE SMEC PosPhDi#1(R) . SHD06		SMJ.-	-	S339	021SS-38	33			Cable S339 Shd	CVVUCR	33	211121 J29	029	
-															
030	SPIRE SMEC PosPhDi#1FB(R) . S		SMK.-	-	S340	021SS-38	36			1000 Ohm/1.0E-05 A	CVVUCR	33	211121 J29	056	
031	SPIRE SMEC PosPhDi#1FB(R) . R		SMK.-	-	S340	021SS-38	36				CVVUCR	33	211121 J29	055	
012	SPIRE SMEC PosPhDi#1FB(R) . SHD09		SMK.-	-	S340	021SS-38	36			Cable S340 Shd	CVVUCR	33	211121 J29	044	
-															
-															
013	SPIRE SMEC PosPhDi#2(R) . I+		SMJ.-	-	S341	021SS-38	34			1000 Ohm/2.0E-05 A	CVVUCR	33	211121 J29	042	
014	SPIRE SMEC PosPhDi#2(R) . I-		SMJ.-	-	S341	021SS-38	34				CVVUCR	33	211121 J29	041	
032	SPIRE SMEC PosPhDi#2(R) . SHD07		SMJ.-	-	S341	021SS-38	34			Cable S341 Shd	CVVUCR	33	211121 J29	030	
-															
033	SPIRE SMEC PosPhDi#2FB(R) . S		SMK.-	-	S342	021SS-38	37			1000 Ohm/2.0E-05 A	CVVUCR	33	211121 J29	034	
034	SPIRE SMEC PosPhDi#2FB(R) . R		SMK.-	-	S342	021SS-38	37				CVVUCR	33	211121 J29	033	
015	SPIRE SMEC PosPhDi#2FB(R) . SHD10		SMK.-	-	S342	021SS-38	37			Cable S342 Shd	CVVUCR	33	211121 J29	045	

Astrium GmbH	**Pin Allocation List** (Harness)	Doc.No.: HP-2-ASED-IC-0016
Project: HERSCHEL		Issue: 1.0 Date: 21.04.2004
		Sheet: PAL-2 (of 2)

Connector: 121100 P30 **Function:** SPIRE FPU Filter SMEC Contr. Re (C13) **Conn.-Type:** MWDM2L-37P-6C3-.630

Item: HSFPU **Location:** 70 / Optical Bench **Backshell:** 507 T 196 M 37

EMC-Category: 2C/Sig H in Cryostat

Pin	Signal Designation	Interface-Code Circuit	Signal	Pos.	Ch. ID	Wiring	Grouping: Shd	Cable	Twist	Comment	Target-Item	Location	Connector	Pin	New
-															
-															
016	SPIRE SMEC PosPhDi#3(R) . I+		SMJ.-	-	S343	021SS-38	35			1000 Ohm/2.0E-05 A	CVVUCR	33	211121 J29	020	
017	SPIRE SMEC PosPhDi#3(R) . I-		SMJ.-	-	S343	021SS-38	35				CVVUCR	33	211121 J29	021	
035	SPIRE SMEC PosPhDi#3(R) . SHD08		SMJ.-	-	S343	021SS-38	35			Cable S343 Shd	CVVUCR	33	211121 J29	031	
-															
036	SPIRE SMEC PosPhDi#3FB(R) . S		SMK.-	-	S344	021SS-38	38			1000 Ohm/2.0E-05 A	CVVUCR	33	211121 J29	058	
037	SPIRE SMEC PosPhDi#3FB(R) . R		SMK.-	-	S344	021SS-38	38				CVVUCR	33	211121 J29	057	
018	SPIRE SMEC PosPhDi#3FB(R) . SHD11		SMK.-	-	S344	021SS-38	38			Cable 344 Shd	CVVUCR	33	211121 J29	046	
-															
006	NC														
019	NC														
024	NC														
025	NC														
CH	SPIRE FPU SMEC CR Faraday . SFF		SFF.-	-	S352	010B0-30				Faraday Shd con to Backshell ECR0039tbc	CVVUCR	33	211121 J29	006	3. 3. 3.
-										No Bundle Overall Shd					

Astrium GmbH	**Pin Allocation List** (Harness)	Doc.No.: HP-2-ASED-IC-0016
Project: HERSCHEL		Issue: 1.0 Date: 21.04.2004
		Sheet: PAL-1 (of 10)

Connector: 211121 J32 **Function:** UFThr. 305.7° (SPIRE XS-01 JFS 5,6,9,10) **Conn.-Type:** 197-011P24-35P (Junct.)

Item: CVVUCR **Location:** 33 / CVV I/F CB Top PFM (CVVUCR) **Backshell:** 128/175_176_01_0A

EMC-Category: 2C/Sig H in Cryostat

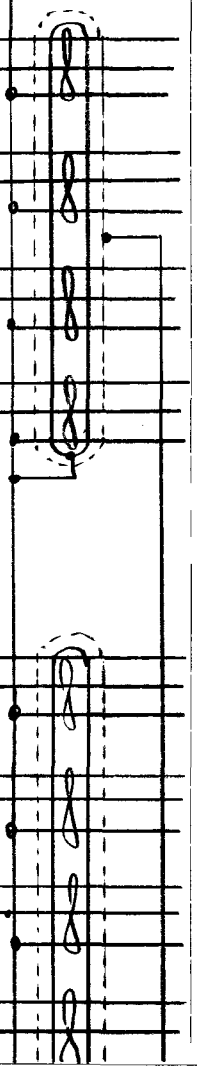

Pin	Signal Designation	Interface-Code Circuit	Signal	Pos.	Ch. ID	Wiring	Grouping: Shd	Cable	Twist	Comment	Target-Item	Location	Connector	Pin	New
115	SPIRE SLW GND Wire A1		SSX.-	-	S401	010B0-30				Con to Cables from P05 GND/Shds	HSJFS	76	121220 P05	013	
-															
026	SPIRE SLW Ch01-04 . 1+		SSB.-	-	S001	12AXD-38	1			SLW-R1	HSJFS	76	121220 P05	001	
037	SPIRE SLW Ch01-04 . 1-		SSB.-	-	S001	12AXD-38	1				HSJFS	76	121220 P05	014	
115	SPIRE SLW Ch01-04 . 1gnd		SSB.-	-	S001	12AXD-38	1			Daisy ch to Pin 115 (A1)	HSJFS	76	121220 P05	013	
-															
038	SPIRE SLW Ch01-04 . 2+		SSB.-	-	S001	12AXD-38	1			SLW-T1	HSJFS	76	121220 P05	002	
049	SPIRE SLW Ch01-04 . 2-		SSB.-	-	S001	12AXD-38	1				HSJFS	76	121220 P05	015	
115	SPIRE SLW Ch01-04 . 2gnd		SSB.-	-	S001	12AXD-38	1			Daisy ch to Pin 115 (A1)	HSJFS	76	121220 P05	013	
-															
048	SPIRE SLW Ch01-04 . 3+		SSB.-	-	S001	12AXD-38	1			SLW-C1	HSJFS	76	121220 P05	003	
060	SPIRE SLW Ch01-04 . 3-		SSB.-	-	S001	12AXD-38	1				HSJFS	76	121220 P05	016	
115	SPIRE SLW Ch01-04 . 3gnd		SSB.-	-	S001	12AXD-38	1			Daisy ch to Pin 115 (A1)	HSJFS	76	121220 P05	013	
-															
059	SPIRE SLW Ch01-04 . 4+		SSB.-	-	S001	12AXD-38	1			SLW-DK1	HSJFS	76	121220 P05	004	
071	SPIRE SLW Ch01-04 . 4-		SSB.-	-	S001	12AXD-38	1				HSJFS	76	121220 P05	017	
115	SPIRE SLW Ch01-04 . 4gnd		SSB.-	-	S001	12AXD-38	1			Daisy ch to Pin 115 (A1)	HSJFS	76	121220 P05	013	
115	SPIRE SLW Ch01-04 . SHD01		SSB.-	-	S001	12AXD-38	1			Cable S001 inner Shd daisy ch to Pin 115 (A1)	HSJFS	76	121220 P05	013	
-	Cable S001 12 AXD Outer Shield									Cable S001 outer Shd con to Busbar (Faraday)					
-															
-															
-															
050	SPIRE SLW Ch05-08 . 5+		SSB.-	-	S002	12AXD-38	2			SLW-B1	HSJFS	76	121220 P05	005	
061	SPIRE SLW Ch05-08 . 5-		SSB.-	-	S002	12AXD-38	2				HSJFS	76	121220 P05	018	
115	SPIRE SLW Ch05-08 . 5gnd		SSB.-	-	S002	12AXD-38	2			Daisy ch to Pin 115 (A1)	HSJFS	76	121220 P05	013	
-															
062	SPIRE SLW Ch05-08 . 6+		SSB.-	-	S002	12AXD-38	2			SLW-D1	HSJFS	76	121220 P05	006	
051	SPIRE SLW Ch05-08 . 6-		SSB.-	-	S002	12AXD-38	2				HSJFS	76	121220 P05	019	
115	SPIRE SLW Ch05-08 . 6gnd		SSB.-	-	S002	12AXD-38	2			Daisy ch to Pin 115 (A1)	HSJFS	76	121220 P05	013	
-															
063	SPIRE SLW Ch05-08 . 7+		SSB.-	-	S002	12AXD-38	2			SLW-E1	HSJFS	76	121220 P05	020	
075	SPIRE SLW Ch05-08 . 7-		SSB.-	-	S002	12AXD-38	2				HSJFS	76	121220 P05	007	
115	SPIRE SLW Ch05-08 . 7gnd		SSB.-	-	S002	12AXD-38	2			Daisy ch to Pin 115 (A1)	HSJFS	76	121220 P05	013	
-															
074	SPIRE SLW Ch05-08 . 8+		SSB.-	-	S002	12AXD-38	2			SLW-A1	HSJFS	76	121220 P05	021	
073	SPIRE SLW Ch05-08 . 8-		SSB.-	-	S002	12AXD-38	2				HSJFS	76	121220 P05	008	

Astrium GmbH	**Pin Allocation List** (Harness)	Doc.No.: HP-2-ASED-IC-0016
Project: HERSCHEL		Issue: 1.0 Date: 21.04.2004
		Sheet: PAL-2 (of 10)

Connector: 211121 J32 **Function:** UFThr. 305.7° (SPIRE XS-01 JFS 5,6,9,10) **Conn.-Type:** 197-011P24-35P (Junct.)

Item: CVVUCR **Location:** 33 / CVV I/F CB Top PFM (CVVUCR) **Backshell:** 128/175_176_01_0A

EMC-Category: 2C/Sig H in Cryostat



Pin	Signal Designation	Interface-Code Circuit	Signal	Pos.	Ch. ID	Wiring	Grouping: Shd	Cable	Twist	Comment	Target-Item	Location	Connector	Pin	New
115	SPIRE SLW Ch05-08 . 8gnd		SSB.-	-	S002	12AXD-38	2			Daisy ch to Pin 115 (A1)	HSJFS	76	121220 P05	013	
115	SPIRE SLW Ch05-08 . SHD02		SSB.-	-	S002	12AXD-38	2			Cable S002 inner Shd daisy ch to Pin 115 (A1)	HSJFS	76	121220 P05	013	
-	Cable S002 12 AXD Outer Shield									Cable S002 outer Shd con to Busbar (Faraday)					
-															
-															
-															
083	SPIRE SLW Ch09-12 . 9+		SSB.-	-	S003	12AXD-38	3			SLW-C2	HSJFS	76	121220 P05	022	
072	SPIRE SLW Ch09-12 . 9-		SSB.-	-	S003	12AXD-38	3				HSJFS	76	121220 P05	009	
115	SPIRE SLW Ch09-12 . 9gnd		SSB.-	-	S003	12AXD-38	3			Daisy ch to Pin 115 (A1)	HSJFS	76	121220 P05	013	
-															
095	SPIRE SLW Ch09-12 . 10+		SSB.-	-	S003	12AXD-38	3			SLW-D2	HSJFS	76	121220 P05	023	
084	SPIRE SLW Ch09-12 . 10-		SSB.-	-	S003	12AXD-38	3				HSJFS	76	121220 P05	010	
115	SPIRE SLW Ch09-12 . 10gnd		SSB.-	-	S003	12AXD-38	3			Daisy ch to Pin 115 (A1)	HSJFS	76	121220 P05	013	
-															
096	SPIRE SLW Ch09-12 . 11+		SSB.-	-	S003	12AXD-38	3			SLW-B2	HSJFS	76	121220 P05	024	
085	SPIRE SLW Ch09-12 . 11-		SSB.-	-	S003	12AXD-38	3				HSJFS	76	121220 P05	011	
115	SPIRE SLW Ch09-12 . 11gnd		SSB.-	-	S003	12AXD-38	3			Daisy ch to Pin 115 (A1)	HSJFS	76	121220 P05	013	
-															
106	SPIRE SLW Ch09-12 . 12+		SSB.-	-	S003	12AXD-38	3			SLW-E2	HSJFS	76	121220 P05	025	
107	SPIRE SLW Ch09-12 . 12-		SSB.-	-	S003	12AXD-38	3				HSJFS	76	121220 P05	012	
115	SPIRE SLW Ch09-12 . 12gnd		SSB.-	-	S003	12AXD-38	3			Daisy ch to Pin 115 (A1)	HSJFS	76	121220 P05	013	
115	SPIRE SLW Ch09-12 . SHD03		SSB.-	-	S003	12AXD-38	3			Cable S003 inner Shd daisy ch to Pin 115 (A1)	HSJFS	76	121220 P05	013	
-	Cable S003 12 AXD Outer Shield									Cable S003 outer Shd con to Busbar (Faraday)					
-															
-															
-															
122	SPIRE SLW GND Wire A2		SSX.-	-	S402	010B0-30				GND Wire A2 con to all Cable 004, 005 and 006 gnd shld	HSJFS	76	121220 P06	013	
-															
086	SPIRE SLW Ch13-16 . 13+		SSB.-	-	S004	12AXD-38	4			SLW-A2	HSJFS	76	121220 P06	001	
087	SPIRE SLW Ch13-16 . 13-		SSB.-	-	S004	12AXD-38	4				HSJFS	76	121220 P06	014	
122	SPIRE SLW Ch13-16 . 13gnd		SSB.-	-	S004	12AXD-38	4			Daisy ch to Pin 122 (A2)	HSJFS	76	121220 P06	013	
-															
097	SPIRE SLW Ch13-16 . 14+		SSB.-	-	S004	12AXD-38	4			SLW-C3	HSJFS	76	121220 P06	002	
098	SPIRE SLW Ch13-16 . 14-		SSB.-	-	S004	12AXD-38	4				HSJFS	76	121220 P06	015	

Pin Allocation List

(Harness)

Connector: 211121 J32
Item: CVVUCR
EMC-Category: 2C/Sig H in Cryostat

Function: UFThr. 305.7° (SPIRE XS-01 JFS 5,6,9,10)
Location: 33 / CVV I/F CB Top PFM (CVVUCR)

Conn.-Type: 197-011P24-35P (Junct.)
Backshell: 128/175_176_01_0A

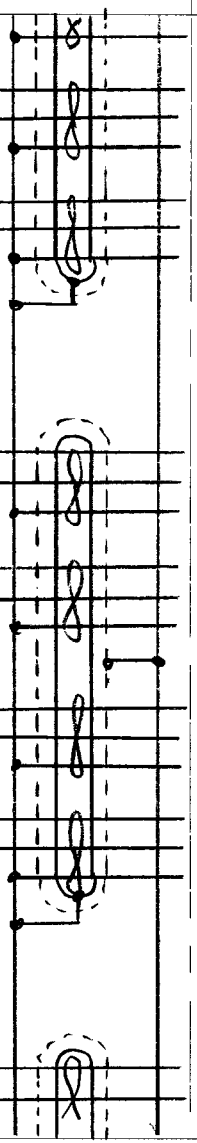

Pin	Signal Designation	Interface-Code Circuit	Signal	Pos.	Ch. ID	Wiring	Grouping: Shd	Cable	Twist	Comment	Target-Item	Location	Connector	Pin	New
122	SPIRE SLW Ch13-16 . 14gnd		SSB.-	-	S004	12AXD-38	4			Daisy ch to Pin 122 (A2)	HSJFS	76	121220 P06	013	
-															
108	SPIRE SLW Ch13-16 . 15+		SSB.-	-	S004	12AXD-38	4			SLW-D3	HSJFS	76	121220 P06	003	
109	SPIRE SLW Ch13-16 . 15-		SSB.-	-	S004	12AXD-38	4				HSJFS	76	121220 P06	016	
122	SPIRE SLW Ch13-16 . 15gnd		SSB.-	-	S004	12AXD-38	4			Daisy ch to Pin 122 (A2)	HSJFS	76	121220 P06	013	
-															
116	SPIRE SLW Ch13-16 . 16+		SSB.-	-	S004	12AXD-38	4			SLW-B3	HSJFS	76	121220 P06	004	
117	SPIRE SLW Ch13-16 . 16-		SSB.-	-	S004	12AXD-38	4				HSJFS	76	121220 P06	017	
122	SPIRE SLW Ch13-16 . 16gnd		SSB.-	-	S004	12AXD-38	4			Daisy ch to Pin 122 (A2)	HSJFS	76	121220 P06	013	
122	SPIRE SLW Ch13-16 . SHD01		SSB.-	-	S004	12AXD-38	4			Cable S004 inner Shd daisy ch to Pin 122 at CVV side (A2)	HSJFS	76	121220 P06	013	
-	Cable S004 12 AXD Outer Shield									Cable S004 outer Shd con to Busbar (Faraday)					
-															
-															
055	SPIRE SLW Ch17-20 . 17+		SSB.-	-	S005	12AXD-38	5			SLW-E3	HSJFS	76	121220 P06	005	
066	SPIRE SLW Ch17-20 . 17-		SSB.-	-	S005	12AXD-38	5				HSJFS	76	121220 P06	018	
122	SPIRE SLW Ch17-20 . 17gnd		SSB.-	-	S005	12AXD-38	5			Daisy ch to Pin 122 (A2)	HSJFS	76	121220 P06	013	
-															
067	SPIRE SLW Ch17-20 . 18+		SSB.-	-	S005	12AXD-38	5			SLW-C4	HSJFS	76	121220 P06	006	
078	SPIRE SLW Ch17-20 . 18-		SSB.-	-	S005	12AXD-38	5				HSJFS	76	121220 P06	019	
122	SPIRE SLW Ch17-20 . 18gnd		SSB.-	-	S005	12AXD-38	5			12AX gnd daisy ch to Pin 122 at CVV side (A2)	HSJFS	76	121220 P06	013	
-															
076	SPIRE SLW Ch17-20 . 19+		SSB.-	-	S005	12AXD-38	5			SLW-DK2	HSJFS	76	121220 P06	020	
077	SPIRE SLW Ch17-20 . 19-		SSB.-	-	S005	12AXD-38	5				HSJFS	76	121220 P06	007	
122	SPIRE SLW Ch17-20 . 19gnd		SSB.-	-	S005	12AXD-38	5			Daisy ch to Pin 122 (A2)	HSJFS	76	121220 P06	013	
-															
088	SPIRE SLW Ch17-20 . 20+		SSB.-	-	S005	12AXD-38	5			SLW-D4	HSJFS	76	121220 P06	021	
089	SPIRE SLW Ch17-20 . 20-		SSB.-	-	S005	12AXD-38	5				HSJFS	76	121220 P06	008	
122	SPIRE SLW Ch17-20 . 20gnd		SSB.-	-	S005	12AXD-38	5			Daisy ch to Pin 122 (A2)	HSJFS	76	121220 P06	013	
122	SPIRE SLW Ch17-20 . SHD02		SSB.-	-	S005	12AXD-38	5			Cable S005 inner Shd daisy ch to Pin 122 (A2)	HSJFS	76	121220 P06	013	
-	Cable S005 12 AXD Outer Shield									Cable S005 outer Shd con to Busbar (Faraday)					
-															
-															
099	SPIRE SLW Ch21-24 . 21+		SSB.-	-	S006	12AXD-38	6			SLW-C5	HSJFS	76	121220 P06	022	
100	SPIRE SLW Ch21-24 . 21-		SSB.-	-	S006	12AXD-38	6				HSJFS	76	121220 P06	009	

Astrium GmbH	Pin Allocation List (Harness)	Doc.No.: HP-2-ASED-IC-0016
Project: HERSCHEL		Issue: 1.0 Date: 21.04.2004
		Sheet: PAL-4 (of 10)

Connector: 211121 J32 **Function:** UFThr. 305.7° (SPIRE XS-01 JFS 5,6,9,10) **Conn.-Type:** 197-011P24-35P (Junct.)

Item: CVVUCR **Location:** 33 / CVV I/F CB Top PFM (CVVUCR) **Backshell:** 128/175_176_01_0A

EMC-Category: 2C/Sig H in Cryostat

Pin	Signal Designation	Interface-Code Circuit	Signal	Pos.	Ch. ID	Wiring	Grouping: Shd	Cable	Twist	Comment	Target-Item	Location	Connector	Pin	New
122	SPIRE SLW Ch21-24 . 21gnd		SSB.-	-	S006	12AXD-38	6			Daisy ch to Pin 122 (A2)	HSJFS	76	121220 P06	013	
-															
110	SPIRE SLW Ch21-24 . 22+		SSB.-	-	S006	12AXD-38	6			SLW-B4	HSJFS	76	121220 P06	023	
111	SPIRE SLW Ch21-24 . 22-		SSB.-	-	S006	12AXD-38	6				HSJFS	76	121220 P06	010	
122	SPIRE SLW Ch21-24 . 22gnd		SSB.-	-	S006	12AXD-38	6			Daisy ch to Pin 122 (A2)	HSJFS	76	121220 P06	013	
-															
118	SPIRE SLW Ch21-24 . 23+		SSB.-	-	S006	12AXD-38	6			SLW-A3	HSJFS	76	121220 P06	024	
119	SPIRE SLW Ch21-24 . 23-		SSB.-	-	S006	12AXD-38	6				HSJFS	76	121220 P06	011	
122	SPIRE SLW Ch21-24 . 23gnd		SSB.-	-	S006	12AXD-38	6			Daisy ch to Pin 122 (A2)	HSJFS	76	121220 P06	013	
-															
112	SPIRE SLW Ch21-24 . 24+		SSB.-	-	S006	12AXD-38	6			SLW-T2	HSJFS	76	121220 P06	025	
120	SPIRE SLW Ch21-24 . 24-		SSB.-	-	S006	12AXD-38	6				HSJFS	76	121220 P06	012	
122	SPIRE SLW Ch21-24 . 24gnd		SSB.-	-	S006	12AXD-38	6			Daisy ch to Pin 122 (A2)	HSJFS	76	121220 P06	013	
122	SPIRE SLW Ch21-24 . SHD03		SSB.-	-	S006	12AXD-38	6			Cable S006 inner Shd daisy ch to Pin 122 (A2)	HSJFS	76	121220 P06	013	
-	Cable S006 12 AXD Outer Shield									Cable S006 outer Shd con to Busbar (Faraday)					
-															
-															
-															
007	SPIRE PTC TC Bias A . +ve		S3A.-	-	S009	022BS-38	9				HSJFS	76	121220 P09	001	
014	SPIRE PTC TC Bias A . -ve		S3A.-	-	S009	022BS-38	9				HSJFS	76	121220 P09	020	
046	SPIRE PTC TC Bias A . SHD01		S3A.-	-	S009	022BS-38	9			Cable S009 inner Shd daisy ch to Pin 46 at CVV side (A3)	HSJFS	76	121220 P09	002	
-	Cable S009 outer Shield									Cable S009 outer Shd con to Busbar (Faraday)					
-															
046	SPIRE PTC GND WIRE A3 . GNDA3		SSX.-	-	S403	010B0-30				Gnd Wire A3 con to Cable 09 + 10 Shd	HSJFS	76	121220 P09	002	
-															
024	SPIRE PTC JFETV Bias A . +ve		S3C.-	-	S010	022BS-38	10				HSJFS	76	121220 P09	021	
035	SPIRE PTC JFETV Bias A . -ve		S3C.-	-	S010	022BS-38	10				HSJFS	76	121220 P09	003	
046	SPIRE PTC JFETV Bias A . SHD02		S3C.-	-	S010	022BS-38	10			Cable S010 inner Shd daisy ch to Pin 046 at CVV side (A3)	HSJFS	76	121220 P09	002	
-	Cable S010 outer Shield									Cable S010 outer Shd con to Busbar (Faraday)					
-															
121	SPIRE SLW Bias A1 . +ve		SSD.-	-	S025	022SS-38	25				HSJFS	76	121220 P09	022	
114	SPIRE SLW Bias A1 . -ve		SSD.-	-	S025	022SS-38	25				HSJFS	76	121220 P09	004	

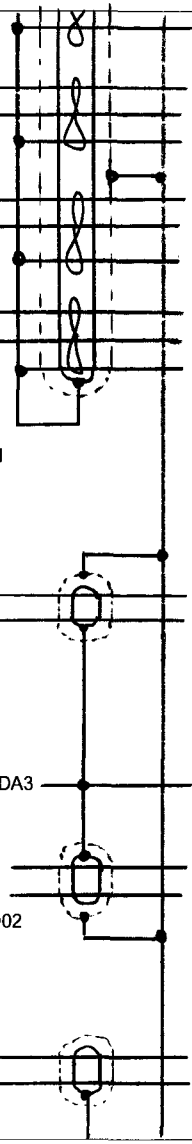

Astrium GmbH	**Pin Allocation List**	Doc.No.: HP-2-ASED-IC-0016
Project: HERSCHEL	**(Harness)**	Issue: 1.0 Date: 21.04.2004
		Sheet: PAL-5 (of 10)

Connector: 211121 J32 **Function:** UFThr. 305.7° (SPIRE XS-01 JFS 5,6,9,10) **Conn.-Type:** 197-011P24-35P (Junct.)

Item: CVVUCR **Location:** 33 / CVV I/F CB Top PFM (CVVUCR) **Backshell:** 128/175_176_01_0A

EMC-Category: 2C/Sig H in Cryostat

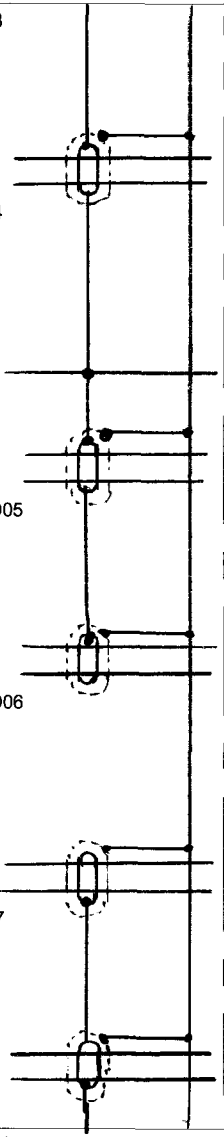

Pin	Signal Designation	Interface-Code Circuit	Signal	Pos.	Ch. ID	Wiring	Grouping: Shd	Cable	Twist	Comment	Target-Item	Location	Connector	Pin	New
104	SPIRE SLW Bias A1 . SHD03		SSD.-	-	S025	022SS-38	25			Cable S025 inner Shd daisy ch to Pin 104 at CVV side (B3)	HSJFS	76	121220 P09	006	
-	Cable S025 outer Shield									Cable S025 outer Shd con to Busbar (Faraday)					
-															
102	SPIRE SLW Bias A2 . +ve		SSD.-	-	S026	022SS-38	26				HSJFS	76	121220 P09	005	
101	SPIRE SLW Bias A2 . -ve		SSD.-	-	S026	022SS-38	26				HSJFS	76	121220 P09	024	
104	SPIRE SLW Bias A2 . SHD04		SSD.-	-	S026	022SS-38	26			Cable S026 inner Shd daisy ch to Pin 104 at CVV side (B3)	HSJFS	76	121220 P09	023	
-	Cable S026 outer Shield									Cable S026 outer Shd con to Busbar (Faraday)					
-															
-															
104	SPIRE SLW GND WIRE B3		SSX.-	-	S405	010B0-30				SLW GND Wire B3 con to cable 25,26,11,12 Shd	HSJFS	76	121220 P09	006	
-															
092	SPIRE SLW JFETV A1 . +ve		SSF.-	-	S011	022BS-38	11				HSJFS	76	121220 P09	025	
091	SPIRE SLW JFETV A1 . -ve		SSF.-	-	S011	022BS-38	11				HSJFS	76	121220 P09	007	
104	SPIRE SLW JFETV A1 . SHD05		SSF.-	-	S011	022BS-38	11			Cable S011 inner Shd daisy ch to Pin 104 at CVV side (B3)	HSJFS	76	121220 P09	006	
-	Cable S011 outer Shield									Cable S011 outer Shd con to Busbar (Faraday)					
-															
103	SPIRE SLW JFETV A2 . +ve		SSF.-	-	S012	022BS-38	12				HSJFS	76	121220 P09	008	
113	SPIRE SLW JFETV A2 . -ve		SSF.-	-	S012	022BS-38	12				HSJFS	76	121220 P09	027	
104	SPIRE SLW JFETV A2 . SHD06		SSF.-	-	S012	022BS-38	12			Cable S012 inner Shd daisy ch to Pin 104 at CVV side (B3)	HSJFS	76	121220 P09	026	
-	Cable S012 outer Shield									Cable S012 outer Shd con to Busbar (Faraday)					
-															
-															
090	SPIRE SSW Bias A1 . +ve		SSC.-	-	S029	022SS-38	29				HSJFS	76	121220 P09	028	
079	SPIRE SSW Bias A1 . -ve		SSC.-	-	S029	022SS-38	29				HSJFS	76	121220 P09	010	
093	SPIRE SSW Bias A1 . SHD07		SSC.-	-	S029	022SS-38	29			Cable S029 inner Shd daisy ch to Pin 093 at CVV side (C3)	HSJFS	76	121220 P09	009	
-	Cable S029 outer Shield									Cable S029 outer Shd con to Busbar (Faraday)					
-															
068	SPIRE SSW JFETV A1 . +ve		SSE.-	-	S016	022BS-38	16				HSJFS	76	121220 P09	011	
057	SPIRE SSW JFETV A1 . -ve		SSE.-	-	S016	022BS-38	16				HSJFS	76	121220 P09	030	

Astrium GmbH	**Pin Allocation List** (Harness)	Doc.No.: HP-2-ASED-IC-0016
Project: HERSCHEL		Issue: 1.0 Date: 21.04.2004
		Sheet: PAL-6 (of 10)

Connector: 211121 J32 **Function:** UFThr. 305.7° (SPIRE XS-01 JFS 5,6,9,10) **Conn.-Type:** 197-011P24-35P (Junct.)

Item: CVVUCR **Location:** 33 / CVV I/F CB Top PFM (CVVUCR) **Backshell:** 128/175_176_01_0A

EMC-Category: 2C/Sig H in Cryostat

Pin	Signal Designation	Interface-Code Circuit	Signal	Pos.	Ch. ID	Wiring	Grouping: Shd	Cable	Twist	Comment	Target-Item	Location	Connector	Pin	New
093	SPIRE SSW JFETV A1 . SHD08		SSE.-	-	S016	022BS-38	16			Cable S016 inner Shd daisy ch to Pin 093 at CVV side (C3)	HSJFS	76	121220 P09	029	
-	Cable S016 outer Shield									Cable S016 outer Shd con to Busbar (Faraday)					
-															
093	SPIRE SSW GND Wire C3		SSX.-	-	S406	010B0-30				GND Wire C3 con to Cable 29,16,3117 Shd	HSJFS	76	121220 P09	012	
-															
069	SPIRE SSW Bias A2 . +ve		SSC.-	-	S031	022SS-38	31				HSJFS	76	121220 P09	013	
080	SPIRE SSW Bias A2 . -ve		SSC.-	-	S031	022SS-38	31				HSJFS	76	121220 P09	032	
093	SPIRE SSW Bias A2 . SHD09		SSC.-	-	S031	022SS-38	31			Cable S031 inner Shd daisy ch to Pin 093 at CVV side (C3)	HSJFS	76	121220 P09	031	
-	Cable S031 outer Shield									Cable S031 outer Shd con to Busbar (Faraday)					
-															
070	SPIRE SSW JFETV A2 . +ve		SSE.-	-	S017	022BS-38	17				HSJFS	76	121220 P09	033	
081	SPIRE SSW JFETV A2 . -ve		SSE.-	-	S017	022BS-38	17				HSJFS	76	121220 P09	015	
093	SPIRE SSW JFETV A2 . SHD10		SSE.-	-	S017	022BS-38	17			Cable S017 inner Shd daisy ch to Pin 093 at CVV side (C3)	HSJFS	76	121220 P09	014	
-	Cable S017 outer Shield									Cable S017 outer Shd con to Busbar (Faraday)					
-															
022	SPIRE S_Heater GND D3		SSX.-	-	S410	010B0-30				GND Wire D3 con to Cable 33,34,19Shd	HSJFS	76	121220 P09	18	
-															
023	SPIRE SLW JFET Htr A . +ve		SSH.-	-	S033	021BS-38	33				HSJFS	76	121220 P09	017	
034	SPIRE SLW JFET Htr A . -ve		SSH.-	-	S033	021BS-38	33				HSJFS	76	121220 P09	036	
022	SPIRE SLW JFET Htr A . SHD13		SSH.-	-	S033	021BS-38	33			Cable S033 Shd daisy ch to Cable 034 Shd = GND wire D3	HSJFS	76	121220 P09	018	
-															
033	SPIRE SSW JFET Htr A . +ve		SSG.-	-	S034	021BS-38	34				HSJFS	76	121220 P09	037	
045	SPIRE SSW JFET Htr A . -ve		SSG.-	-	S034	021BS-38	34				HSJFS	76	121220 P09	019	
022	SPIRE SSW JFET Htr A . SHD12		SSG.-	-	S034	021BS-38	34			Cable S034 Shd daisy ch to Cable 033	HSJFS	76	121220 P09	018	
-															
044	SPIRE PTC JFET Htr A . +ve		S3B.-	-	S019	021BS-38	19				HSJFS	76	121220 P09	016	
056	SPIRE PTC JFET Htr A . -ve		S3B.-	-	S019	021BS-38	19				HSJFS	76	121220 P09	035	
022	SPIRE PTC JFET Htr A . SHD11		S3B.-	-	S019	021BS-38	19			Cable S019 Shd daisy ch to Gnd Wire D3	HSJFS	76	121220 P09	NC	
-															

Astrium GmbH	**Pin Allocation List** (Harness)	Doc.No.: HP-2-ASED-IC-0016
Project: HERSCHEL		Issue: 1.0 Date: 21.04.2004
		Sheet: PAL-7 (of 10)

Connector: 211121 J32 **Function:** UFThr. 305.7° (SPIRE XS-01 JFS 5,6,9,10) **Conn.-Type:** 197-011P24-35P (Junct.)

Item: CVVUCR **Location:** 33 / CVV I/F CB Top PFM (CVVUCR) **Backshell:** 128/175_176_01_0A

EMC-Category: 2C/Sig H in Cryostat

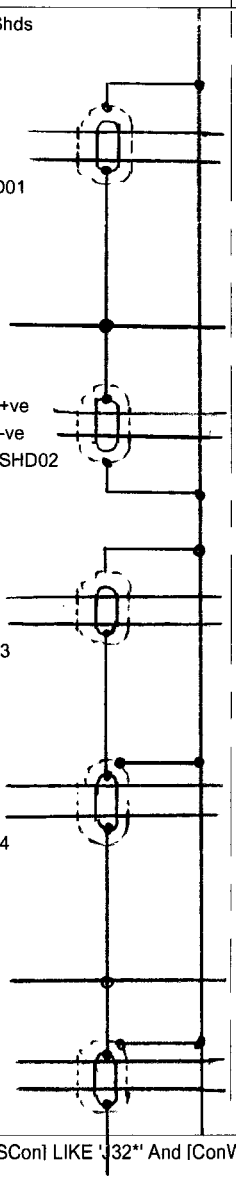

Pin	Signal Designation	Interface-Code Circuit	Signal	Pos.	Ch. ID	Wiring	Grouping: Shd	Cable	Twist	Comment	Target-Item	Location	Connector	Pin	New
-	P09 Outer Shds = Faraday Shds									All P09 outer Shds = Faraday Shd con to Busbar					
-															
-															
001	SPIRE PTC TC Bias B . +ve		S3A.-	-	S020	022BS-38	20				HSJFS	76	121220 P10	001	
008	SPIRE PTC TC Bias B . -ve		S3A.-	-	S020	022BS-38	20				HSJFS	76	121220 P10	020	
004	SPIRE PTC TC Bias B . SHD01		S3A.-	-	S020	022BS-38	20			Cable S020 inner Shd daisy ch to Gnd Wire A4	HSJFS	76	121220 P10	002	
-	Cable S020 outer Shield									Cable S020 outer Shd con to Busbar (Faraday)					
-															
004	SPIRE PTC GND Wire A4		SSX.-	-	S404	010B0-30				GND Wire A4 con Cable 21, 22 Shd	HSJFS	76	121220 P10	002	
-															
003	SPIRE PTC JFETV Bias B . +ve		S3C.-	-	S022	022BS-38	22				HSJFS	76	121220 P10	021	
002	SPIRE PTC JFETV Bias B . -ve		S3C.-	-	S022	022BS-38	22				HSJFS	76	121220 P10	003	
004	SPIRE PTC JFETV Bias B . SHD02		S3C.-	-	S022	022BS-38	22			Cable S022 inner Shd daisy ch to Gnd Wire A4	HSJFS	76	121220 P10	002	
-	Cable S022 outer Shield									Cable S022 outer Shd con to Busbar (Faraday)					
-															
013	SPIRE SLW Bias B1 . +ve		SSD.-	-	S038	022SS-38	38				HSJFS	76	121220 P10	022	
012	SPIRE SLW Bias B1 . -ve		SSD.-	-	S038	022SS-38	38				HSJFS	76	121220 P10	004	
032	SPIRE SLW Bias B1 . SHD03		SSD.-	-	S038	022SS-38	38			Cable S038 inner Shd daisy ch to Gnd Wire B4	HSJFS	76	121220 P10	006	
-	Cable S038 outer Shield									Cable S038 outer Shd con to Busbar (Faraday)					
-															
021	SPIRE SLW Bias B2 . +ve		SSD.-	-	S039	022SS-38	39				HSJFS	76	121220 P10	005	
020	SPIRE SLW Bias B2 . -ve		SSD.-	-	S039	022SS-38	39				HSJFS	76	121220 P10	024	
032	SPIRE SLW Bias B2 . SHD04		SSD.-	-	S039	022SS-38	39			Cable S039 inner Shd daisy ch to Gnd Wire B4	HSJFS	76	121220 P10	023	
-	Cable S039 outer Shield									Cable S039 outer Shd con to Busbar (Faraday)					
-															
032	SPIRE SLW GND Wire B4		SSX.-	-	S407	010B0-30				Gnd Wire B4 con to Cable 23,28,38,39 Shd	HSJFS	76	121220 P10	006	
-															
031	SPIRE SLW JFETV B1 . +ve		SSF.-	-	S028	022BS-38	28				HSJFS	76	121220 P10	025	
043	SPIRE SLW JFETV B1 . -ve		SSF.-	-	S028	022BS-38	28				HSJFS	76	121220 P10	007	

Connector: 211121 J32 **Function:** UFThr. 305.7° (SPIRE XS-01 JFS 5,6,9,10) **Conn.-Type:** 197-011P24-35P (Junct.)
Item: CVVUCR **Location:** 33 / CVV I/F CB Top PFM (CVVUCR) **Backshell:** 128/175_176_01_0A
EMC-Category: 2C/Sig H in Cryostat

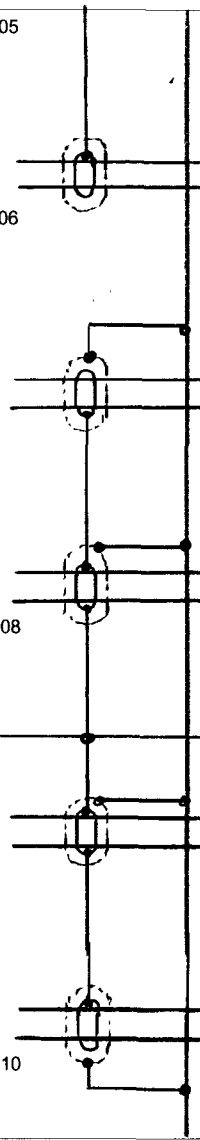

Pin	Signal Designation	Interface-Code Circuit	Signal	Pos.	Ch. ID	Wiring	Grouping: Shd	Cable	Twist	Comment	Target-Item	Location	Connector	Pin	New
032	SPIRE SLW JFETV B1 . SHD05		SSF.-	-	S028	022BS-38	28			Cable S028 inner Shd daisy ch to Gnd Wire B4	HSJFS	76	121220 P10	006	
-	Cable S028 outer Shield									Cable S028 outer Shd con to Busbar (Faraday)					
-															
042	SPIRE SLW JFETV B2 . +ve		SSF.-	-	S023	022BS-38	23				HSJFS	76	121220 P10	008	
054	SPIRE SLW JFETV B2 . -ve		SSF.-	-	S023	022BS-38	23				HSJFS	76	121220 P10	027	
032	SPIRE SLW JFETV B2 . SHD06		SSF.-	-	S023	022BS-38	23			Cable S023 inner Shd daisy ch to Gnd Wire B4	HSJFS	76	121220 P10	006	
-	Cable S023 outer Shield									Cable S023 outer Shd con to Busbar (Faraday)					
-															
-															
010	SPIRE SSW Bias B1 . +ve		SSC.-	-	S042	022SS-38	42				HSJFS	76	121220 P10	028	
011	SPIRE SSW Bias B1 . -ve		SSC.-	-	S042	022SS-38	42				HSJFS	76	121220 P10	010	
040	SPIRE SSW Bias B1 . SHD07		SSC.-	-	S042	022SS-38	42			Cable S042 inner Shd daisy ch to Gnd Wire C4	HSJFS	76	121220 P10	009	
-	Cable S042 outer Shield									Cable S042 outer Shd con to Busbar (Faraday)					
-															
019	SPIRE SSW JFETV B1 . +ve		SSE.-	-	S035	022BS-38	35				HSJFS	76	121220 P10	011	
029	SPIRE SSW JFETV B1 . -ve		SSE.-	-	S035	022BS-38	35				HSJFS	76	121220 P10	030	
040	SPIRE SSW JFETV B1 . SHD08		SSE.-	-	S035	022BS-38	35			Cable S035 inner Shd daisy ch to Gnd Wire C4	HSJFS	76	121220 P10	029	
-	Cable S035 outer Shield														
-															
040	SPIRE SSW GND Wire C4		SSX.-	-	S408	010B0-30				GND Wire C4 con to Cable 35,36,42,44 Shd	HSJFS	76	121220 P10	012	
-															
041	SPIRE SSW Bias B2 . +ve		SSC.-	-	S044	022SS-38	44				HSJFS	76	121220 P10	013	
030	SPIRE SSW Bias B2 . -ve		SSC.-	-	S044	022SS-38	44				HSJFS	76	121220 P10	032	
040	SPIRE SSW Bias B2 . SHD09		SSC.-	-	S044	022SS-38	44			Cable S044 inner Shd daisy ch to Gnd Wire C4	HSJFS	76	121220 P10	031	
-	Cable S044 outer Shield									Cable S044 outer Shd con to Busbar (Faraday)					
-															
053	SPIRE SSW JFETV B2 . +ve		SSE.-	-	S036	022BS-38	36				HSJFS	76	121220 P10	033	
052	SPIRE SSW JFETV B2 . -ve		SSE.-	-	S036	022BS-38	36				HSJFS	76	121220 P10	015	
040	SPIRE SSW JFETV B2 . SHD10		SSE.-	-	S036	022BS-38	36			Cable S036 inner Shd daisy ch to Gnd Wire C4	HSJFS	76	121220 P10	014	

Astrium GmbH	**Pin Allocation List** (Harness)	Doc.No.: HP-2-ASED-IC-0016
Project: HERSCHEL		Issue: 1.0 Date: 21.04.2004
		Sheet: PAL-9 (of 10)

Connector: 211121 J32
Item: CVVUCR
EMC-Category: 2C/Sig H in Cryostat

Function: UFThr. 305.7° (SPIRE XS-01 JFS 5,6,9,10)
Location: 33 / CVV I/F CB Top PFM (CVVUCR)

Conn.-Type: 197-011P24-35P (Junct.)
Backshell: 128/175_176_01_0A

Pin	Signal Designation	Interface-Code Circuit	Signal	Pos.	Ch. ID	Wiring	Grouping: Shd	Cable	Twist	Comment	Target-Item	Location	Connector	Pin	New
-	Cable S036 outer Shield									Cable S036 outer Shd con to Busbar (Faraday)					
-															
039	SPIRE S_Heater GND D4		SSX.-	-	S409	010B0-30				GND Wire D4 con to Cable 40, 46,47 Shd	HSJFS	76	121220 P10	018	
-															
018	SPIRE SLW JFET Htr B . +ve		SSH.-	-	S046	021BS-38	46				HSJFS	76	121220 P10	017	
028	SPIRE SLW JFET Htr B . -ve		SSH.-	-	S046	021BS-38	46				HSJFS	76	121220 P10	036	
039	SPIRE SLW JFET Htr B . SHD13		SSH.-	-	S046	021BS-38	46			Cable S046 Shd daisy ch to Gnd Wire D4	HSJFS	76	121220 P10	018	
-															
009	SPIRE SSW JFET Htr B . +ve		SSG.-	-	S047	021BS-38	47				HSJFS	76	121220 P10	037	
017	SPIRE SSW JFET Htr B . -ve		SSG.-	-	S047	021BS-38	47				HSJFS	76	121220 P10	019	
039	SPIRE SSW JFET Htr B . SHD12		SSG.-	-	S047	021BS-38	47			Cable S047 Shd daisy ch to Gnd Wire D4	HSJFS	76	121220 P10	018	
-															
016	SPIRE PTC JFET Htr B . +ve		S3B.-	-	S040	021BS-38	40				HSJFS	76	121220 P10	016	
027	SPIRE PTC JFET Htr B . -ve		S3B.-	-	S040	021BS-38	40				HSJFS	76	121220 P10	035	
039	SPIRE PTC JFET Htr B . SHD11	SHD	S3B.-	-	S040	021BS-38	40			Cable S040 Shd daisy ch to Gnd Wire D4	HSJFS	76	121220 P10	NC	
-															
-	P10 Outer Shds = Faraday Shds									All P10 outer Shds = Faraday Shd con to Busbar					
-															
-															
005	Faraday Pins									Concected to Busbar					
006	Faraday Pins									Concected to Busbar					
015	Faraday Pins									Concected to Busbar					
022	Faraday Pins									Concected to Busbar					
025	Faraday Pins									Concected to Busbar					
036	Faraday Pins									Concected to Busbar					
039	Faraday Pins									Concected to Busbar					
047	Faraday Pins									Concected to Busbar					
058	Faraday Pins									Concected to Busbar					
082	Faraday Pins									Concected to Busbar					
094	Faraday Pins									Concected to Busbar					
105	Faraday Pins									Concected to Busbar					
123	Faraday Pins									Concected to Busbar					
124	Faraday Pins									Concected to Busbar					

Astrium GmbH	**Pin Allocation List** (Harness)	Doc.No.: HP-2-ASED-IC-0016
Project: HERSCHEL		Issue: 1.0 Date: 21.04.2004
		Sheet: PAL-10 (of 10)

Connector: 211121 J32
Item: CVVUCR
EMC-Category: 2C/Sig H in Cryostat

Function: UFThr. 305.7° (SPIRE XS-01 JFS 5,6,9,10)
Location: 33 / CVV I/F CB Top PFM (CVVUCR)

Conn.-Type: 197-011P24-35P (Junct.)
Backshell: 128/175_176_01_0A

Pin	Signal Designation	Interface-Code Circuit	Signal	Pos.	Ch. ID	Wiring	Grouping: Shd	Cable	Twist	Comment	Target-Item	Location	Connector	Pin	New
125	Faraday Pins									Concected to Busbar					
126	Faraday Pins									Concected to Busbar					
127	Faraday Pins									Concected to Busbar					
128	Faraday Pins									Concected to Busbar					
-															
CH	Connector Housing									CH isolated from Faraday Shd					
-										No Overall Shd at Junction Side					
-										Bundles isolated from S/C Structure					

Astrium GmbH	**Pin Allocation List** (Harness)	Doc.No.: HP-2-ASED-IC-0016
Project: HERSCHEL		Issue: 1.0 Date: 21.04.2004
		Sheet: PAL-1 (of 9)

Connector: 211121 J31 **Function:** UFThr. 289.2° (SPIRE XS-02JFS 1,2,3,4,7) **Conn.-Type:** 197-011P24-35P (Junct.)

Item: CVVUCR **Location:** 33 / CVV I/F CB Top PFM (CVVUCR) **Backshell:** 128/175_176_01_0A

EMC-Category: 2C/Sig H in Cryostat

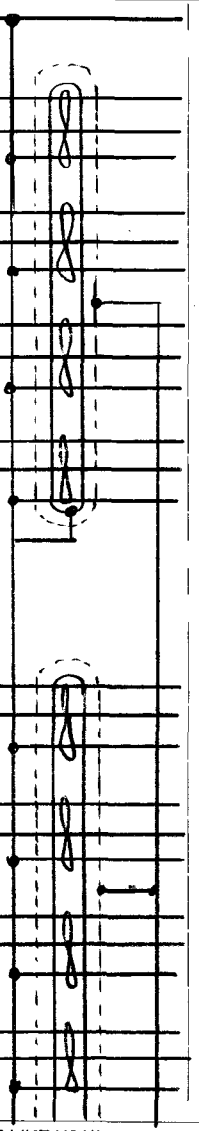

Pin	Signal Designation	Interface-Code Circuit	Signal	Pos.	Ch. ID	Wiring	Grouping: Shd	Cable	Twist	Comment	Target-Item	Location	Connector	Pin	New
047	SPIRE B02 GND Wire A1		SSX.-	-	S421	010B0-30				Con to Cable from P01 GND/Shds	HSJFS	76	121220 P01	013	
-															
090	SPIRE SSW Ch01-04 . 1+		SSA.-	-	S051	12AXD-38	1			SSW-R1	HSJFS	76	121220 P01	001	
079	SPIRE SSW Ch01-04 . 1-		SSA.-	-	S051	12AXD-38	1				HSJFS	76	121220 P01	014	
047	SPIRE SSW Ch01-04 . 1gnd		SSA.-	-	S051	12AXD-38	1			Daisy ch to Pin 047 (A1)	HSJFS	76	121220 P01	013	
-															
102	SPIRE SSW Ch01-04 . 2+		SSA.-	-	S051	12AXD-38	1			SSW-A4	HSJFS	76	121220 P01	002	
101	SPIRE SSW Ch01-04 . 2-		SSA.-	-	S051	12AXD-38	1				HSJFS	76	121220 P01	015	
047	SPIRE SSW Ch01-04 . 2gnd		SSA.-	-	S051	12AXD-38	1			Daisy ch to Pin 047 (A1)	HSJFS	76	121220 P01	013	
-															
092	SPIRE SSW Ch01-04 . 3+		SSA.-	-	S051	12AXD-38	1			SSW-A3	HSJFS	76	121220 P01	003	
091	SPIRE SSW Ch01-04 . 3-		SSA.-	-	S051	12AXD-38	1				HSJFS	76	121220 P01	016	
047	SPIRE SSW Ch01-04 . 3gnd		SSA.-	-	S051	12AXD-38	1			Daisy ch to Pin 047 (A1)	HSJFS	76	121220 P01	013	
-															
103	SPIRE SSW Ch01-04 . 4+		SSA.-	-	S051	12AXD-38	1			SSW-A2	HSJFS	76	121220 P01	004	
113	SPIRE SSW Ch01-04 . 4-		SSA.-	-	S051	12AXD-38	1				HSJFS	76	121220 P01	017	
047	SPIRE SSW Ch01-04 . 4gnd		SSA.-	-	S051	12AXD-38	1			Daisy ch to Pin 047 (A1)	HSJFS	76	121220 P01	013	
047	SPIRE SSW Ch01-04 . SHD01		SSA.-	-	S051	12AXD-38	1			Cable S051 inner Shd daisy ch to Pin 47 (A1)	HSJFS	76	121220 P01	013	
-	Cable S051 12AXD Outer Shield									Cable S051 outer Shd con to Busbar (Faraday)					
-															
-															
058	SPIRE SSW Ch05-08 . 5+		SSA.-	-	S052	12AXD-38	2			SSW-A1	HSJFS	76	121220 P01	005	
046	SPIRE SSW Ch05-08 . 5-		SSA.-	-	S052	12AXD-38	2				HSJFS	76	121220 P01	018	
047	SPIRE SSW Ch05-08 . 5gnd		SSA.-	-	S052	12AXD-38	2			Daisy ch to Pin 047 (A1)	HSJFS	76	121220 P01	013	
-															
068	SPIRE SSW Ch05-08 . 6+		SSA.-	-	S052	12AXD-38	2			SSW-DK1	HSJFS	76	121220 P01	006	
057	SPIRE SSW Ch05-08 . 6-		SSA.-	-	S052	12AXD-38	2				HSJFS	76	121220 P01	019	
047	SPIRE SSW Ch05-08 . 6gnd		SSA.-	-	S052	12AXD-38	2			Daisy ch to Pin 047 (A1)	HSJFS	76	121220 P01	013	
-															
069	SPIRE SSW Ch05-08 . 7+		SSA.-	-	S052	12AXD-38	2			SSW-B3	HSJFS	76	121220 P01	020	
080	SPIRE SSW Ch05-08 . 7-		SSA.-	-	S052	12AXD-38	2				HSJFS	76	121220 P01	007	
047	SPIRE SSW Ch05-08 . 7gnd		SSA.-	-	S052	12AXD-38	2			Daisy ch to Pin 047 (A1)	HSJFS	76	121220 P01	013	
-															
070	SPIRE SSW Ch05-08 . 8+		SSA.-	-	S052	12AXD-38	2			SSW-B2	HSJFS	76	121220 P01	021	
081	SPIRE SSW Ch05-08 . 8-		SSA.-	-	S052	12AXD-38	2				HSJFS	76	121220 P01	008	
047	SPIRE SSW Ch05-08 . 8gnd		SSA.-	-	S052	12AXD-38	2			Daisy ch to Pin 047 (A1)	HSJFS	76	121220 P01	013	

Astrium GmbH	**Pin Allocation List** (Harness)	Doc.No.: HP-2-ASED-IC-0016
Project: HERSCHEL		Issue: 1.0 Date: 21.04.2004
		Sheet: PAL-2 (of 9)

Connector: 211121 J31 **Function:** UFThr. 289.2° (SPIRE XS-02JFS 1,2,3,4,7) **Conn.-Type:** 197-011P24-35P (Junct.)

Item: CVVUCR **Location:** 33 / CVV I/F CB Top PFM (CVVUCR) **Backshell:** 128/175_176_01_0A

EMC-Category: 2C/Sig H in Cryostat

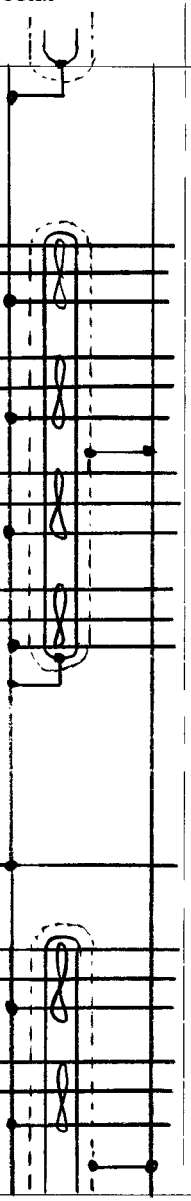

Pin	Signal Designation	Interface-Code Circuit	Signal	Pos.	Ch. ID	Wiring	Grouping: Shd	Cable	Twist	Comment	Target-Item	Location	Connector	Pin	New
047	SPIRE SSW Ch05-08 . SHD02		SSA.-	-	S052	12AXD-38	2			Cable S052 inner Shd daisy ch to Pin 47 (A1)	HSJFS	76	121220 P01	013	
-	Cable S052 12 AXD Outer Shield									Cable S052 outer Shd con to Busbar (Faraday)					
-															
-															
023	SPIRE SSW Ch09-12 . 9+		SSA.-	-	S054	12AXD-38	3			SSW-B1	HSJFS	76	121220 P01	022	
034	SPIRE SSW Ch09-12 . 9-		SSA.-	-	S054	12AXD-38	3				HSJFS	76	121220 P01	009	
047	SPIRE SSW Ch09-12 . 9gnd		SSA.-	-	S054	12AXD-38	3			Daisy ch to Pin 047 (A1)	HSJFS	76	121220 P01	013	
-															
033	SPIRE SSW Ch09-12 . 10+		SSA.-	-	S054	12AXD-38	3			SSW-C3	HSJFS	76	121220 P01	023	
045	SPIRE SSW Ch09-12 . 10-		SSA.-	-	S054	12AXD-38	3				HSJFS	76	121220 P01	010	
047	SPIRE SSW Ch09-12 . 10gnd		SSA.-	-	S054	12AXD-38	3			Daisy ch to Pin 047 (A1)	HSJFS	76	121220 P01	013	
-															
044	SPIRE SSW Ch09-12 . 11+		SSA.-	-	S054	12AXD-38	3			SSW-C2	HSJFS	76	121220 P01	024	
056	SPIRE SSW Ch09-12 . 11-		SSA.-	-	S054	12AXD-38	3				HSJFS	76	121220 P01	011	
047	SPIRE SSW Ch09-12 . 11gnd		SSA.-	-	S054	12AXD-38	3			Daisy ch to Pin 047 (A1)	HSJFS	76	121220 P01	013	
-															
022	SPIRE SSW Ch09-12 . 12+		SSA.-	-	S054	12AXD-38	3			SSW-C1	HSJFS	76	121220 P01	025	
032	SPIRE SSW Ch09-12 . 12-		SSA.-	-	S054	12AXD-38	3				HSJFS	76	121220 P01	012	
047	SPIRE SSW Ch09-12 . 12gnd		SSA.-	-	S054	12AXD-38	3			Daisy ch to Pin 047 (A1)	HSJFS	76	121220 P01	013	
047	SPIRE SSW Ch09-12 . SHD03		SSA.-	-	S054	12AXD-38	3			Cable S054 inner Shd daisy ch to Pin 47 (A1)	HSJFS	76	121220 P01	013	
-	Cable S054 12 AXD Outer Shield									Cable S054 outer Shd con to Busbar (Faraday)					
-															
-															
-															
128	SPIRE B02 GND Wire A2		SSX.-	-	S422	010B0-30				Con to Cable from P02 GND/Shds	HSJFS	76	121220 P02	13	
-															
086	SPIRE SSW Ch13-16 . 13+		SSA.-	-	S055	12AXD-38	4			SSW-D3	HSJFS	76	121220 P02	001	
087	SPIRE SSW Ch13-16 . 13-		SSA.-	-	S055	12AXD-38	4				HSJFS	76	121220 P02	014	
128	SPIRE SSW Ch13-16 . 13gnd		SSA.-	-	S055	12AXD-38	4			Daisy ch to Pin 128 (A2)	HSJFS	76	121220 P02	013	
-															
097	SPIRE SSW Ch13-16 . 14+		SSA.-	-	S055	12AXD-38	4			SSW-D2	HSJFS	76	121220 P02	002	
098	SPIRE SSW Ch13-16 . 14-		SSA.-	-	S055	12AXD-38	4				HSJFS	76	121220 P02	015	
128	SPIRE SSW Ch13-16 . 14gnd		SSA.-	-	S055	12AXD-38	4			Daisy ch to Pin 128 (A2)	HSJFS	76	121220 P02	013	
-															

Astrium GmbH	**Pin Allocation List** (Harness)	Doc.No.: HP-2-ASED-IC-0016
Project: HERSCHEL		Issue: 1.0 Date: 21.04.2004
		Sheet: PAL-3 (of 9)

Connector: 211121 J31
Item: CVVUCR
EMC-Category: 2C/Sig H in Cryostat

Function: UFThr. 289.2° (SPIRE XS-02JFS 1,2,3,4,7)
Location: 33 / CVV I/F CB Top PFM (CVVUCR)

Conn.-Type: 197-011P24-35P (Junct.)
Backshell: 128/175_176_01_0A

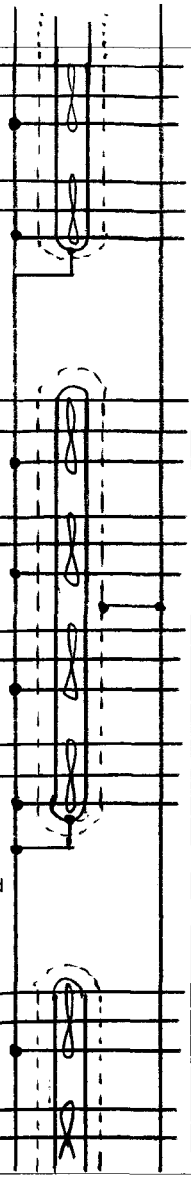

Pin	Signal Designation	Interface-Code Circuit	Signal	Pos.	Ch. ID	Wiring	Grouping: Shd	Cable	Twist	Comment	Target-Item	Location	Connector	Pin	New
108	SPIRE SSW Ch13-16 . 15+		SSA.-	-	S055	12AXD-38	4			SSW-D1	HSJFS	76	121220 P02	003	
109	SPIRE SSW Ch13-16 . 15-		SSA.-	-	S055	12AXD-38	4				HSJFS	76	121220 P02	016	
128	SPIRE SSW Ch13-16 . 15gnd		SSA.-	-	S055	12AXD-38	4			Daisy ch to Pin 128 (A2)	HSJFS	76	121220 P02	013	
-															
116	SPIRE SSW Ch13-16 . 16+		SSA.-	-	S055	12AXD-38	4			SSW-E3	HSJFS	76	121220 P02	004	
117	SPIRE SSW Ch13-16 . 16-		SSA.-	-	S055	12AXD-38	4				HSJFS	76	121220 P02	017	
128	SPIRE SSW Ch13-16 . 16gnd		SSA.-	-	S055	12AXD-38	4			Daisy ch to Pin 128 (A2)	HSJFS	76	121220 P02	013	
128	SPIRE SSW Ch13-16 . SHD01		SSA.-	-	S055	12AXD-38	4			Cable S055 Shd daisy ch to Pin 128 (A2)	HSJFS	76	121220 P02	013	
-	S056 12 AXD Outer Shield														
-															
-															
055	SPIRE SSW Ch17-20 . 17+		SSA.-	-	S056	12AXD-38	5			SSW-E2	HSJFS	76	121220 P02	005	
066	SPIRE SSW Ch17-20 . 17-		SSA.-	-	S056	12AXD-38	5				HSJFS	76	121220 P02	018	
128	SPIRE SSW Ch17-20 . 17gnd		SSA.-	-	S056	12AXD-38	5			Daisy ch to Pin 128 (A2)	HSJFS	76	121220 P02	013	
-															
067	SPIRE SSW Ch17-20 . 18+		SSA.-	-	S056	12AXD-38	5			SSW-E1	HSJFS	76	121220 P02	006	
078	SPIRE SSW Ch17-20 . 18-		SSA.-	-	S056	12AXD-38	5				HSJFS	76	121220 P02	019	
128	SPIRE SSW Ch17-20 . 18gnd		SSA.-	-	S056	12AXD-38	5			Daisy ch to Pin 128 (A2)	HSJFS	76	121220 P02	013	
-															
076	SPIRE SSW Ch17-20 . 19+		SSA.-	-	S056	12AXD-38	5			SSW-F3	HSJFS	76	121220 P02	020	
077	SPIRE SSW Ch17-20 . 19-		SSA.-	-	S056	12AXD-38	5				HSJFS	76	121220 P02	007	
128	SPIRE SSW Ch17-20 . 19gnd		SSA.-	-	S056	12AXD-38	5			Daisy ch to Pin 128 (A2)	HSJFS	76	121220 P02	013	
-															
088	SPIRE SSW Ch17-20 . 20+		SSA.-	-	S056	12AXD-38	5			SSW-F2	HSJFS	76	121220 P02	021	
089	SPIRE SSW Ch17-20 . 20-		SSA.-	-	S056	12AXD-38	5				HSJFS	76	121220 P02	008	
128	SPIRE SSW Ch17-20 . 20gnd		SSA.-	-	S056	12AXD-38	5			Daisy ch to Pin 128 (A2)	HSJFS	76	121220 P02	013	
128	SPIRE SSW Ch17-20 . SHD02		SSA.-	-	S056	12AXD-38	5			Cable S056 inner Shd daisy ch to Pin 128 (A2)	HSJFS	76	121220 P02	013	
-	Cable S055 12 AXD Outer Shield									Cable S056 outer Shd con to Busbar (Faraday)					
-															
-															
099	SPIRE SSW Ch21-24 . 21+		SSA.-	-	S058	12AXD-38	6			SSW-F1	HSJFS	76	121220 P02	022	
100	SPIRE SSW Ch21-24 . 21-		SSA.-	-	S058	12AXD-38	6				HSJFS	76	121220 P02	009	
128	SPIRE SSW Ch21-24 . 21gnd		SSA.-	-	S058	12AXD-38	6			Daisy ch to Pin 128 (A2)	HSJFS	76	121220 P02	013	
-															
110	SPIRE SSW Ch21-24 . 22+		SSA.-	-	S058	12AXD-38	6			SSW-G1	HSJFS	76	121220 P02	023	
111	SPIRE SSW Ch21-24 . 22-		SSA.-	-	S058	12AXD-38	6				HSJFS	76	121220 P02	010	

Astrium GmbH	Pin Allocation List (Harness)	Doc.No.: HP-2-ASED-IC-0016
Project: HERSCHEL		Issue: 1.0 Date: 21.04.2004
		Sheet: PAL-4 (of 9)

Connector: 211121 J31 **Function:** UFThr. 289.2° (SPIRE XS-02JFS 1,2,3,4,7) **Conn.-Type:** 197-011P24-35P (Junct.)

Item: CVVUCR **Location:** 33 / CVV I/F CB Top PFM (CVVUCR) **Backshell:** 128/175_176_01_0A

EMC-Category: 2C/Sig H in Cryostat

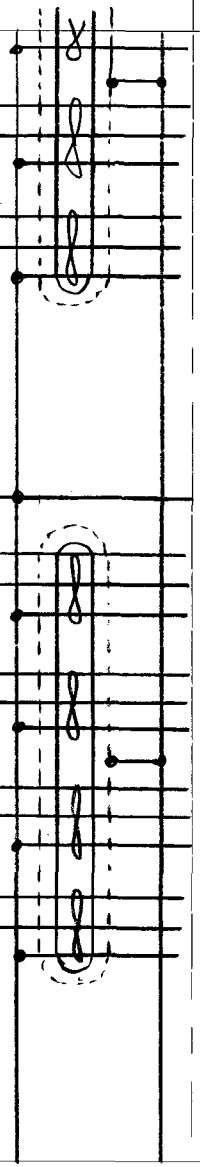

Pin	Signal Designation	Interface-Code Circuit	Signal	Pos.	Ch. ID	Wiring	Grouping: Shd	Cable	Twist	Comment	Target-Item	Location	Connector	Pin	New
128	SPIRE SSW Ch21-24 . 22gnd		SSA.-	-	S058	12AXD-38	6			Daisy ch to Pin 128 (A2)	HSJFS	76	121220 P02	013	
-															
118	SPIRE SSW Ch21-24 . 23+		SSA.-	-	S058	12AXD-38	6			SSW-T1	HSJFS	76	121220 P02	024	
119	SPIRE SSW Ch21-24 . 23-		SSA.-	-	S058	12AXD-38	6				HSJFS	76	121220 P02	011	
128	SPIRE SSW Ch21-24 . 23gnd		SSA.-	-	S058	12AXD-38	6			Daisy ch to Pin 128 (A2)	HSJFS	76	121220 P02	013	
-															
112	SPIRE SSW Ch21-24 . 24+		SSA.-	-	S058	12AXD-38	6			SSW-G2	HSJFS	76	121220 P02	025	
120	SPIRE SSW Ch21-24 . 24-		SSA.-	-	S058	12AXD-38	6				HSJFS	76	121220 P02	012	
128	SPIRE SSW Ch21-24 . 24gnd		SSA.-	-	S058	12AXD-38	6			Daisy ch to Pin 128 (A2)	HSJFS	76	121220 P02	013	
128	SPIRE SSW Ch21-24 . SHD03		SSA.-	-	S058	12AXD-38	6			Cable S058 inner Shd daisy ch to Pin 128 at CVV side (A2)	HSJFS	76	121220 P02	013	
-	Cable S058 12 AXD Outer Shield									Cable S058 outer Shd con to Busbar (Faraday)					
-															
-															
-															
005	SPIRE B02 GND Wire A4		SSX.-	-	S424	010B0-30				Con to Cable from P4 GND/Shds	HSJFS	76	121220 P04	013	
-															
013	SPIRE SSW Ch25-28 . 25+		SSA.-	-	S059	12AXD-38	7			SSW-E5	HSJFS	76	121220 P04	001	
012	SPIRE SSW Ch25-28 . 25-		SSA.-	-	S059	12AXD-38	7				HSJFS	76	121220 P04	014	
005	SPIRE SSW Ch25-28 . 25gnd		SSA.-	-	S059	12AXD-38	7			Daisy ch to Pin 005 (A4)	HSJFS	76	121220 P04	013	
-															
021	SPIRE SSW Ch25-28 . 26+		SSA.-	-	S059	12AXD-38	7			SSW-E4	HSJFS	76	121220 P04	002	
020	SPIRE SSW Ch25-28 . 26-		SSA.-	-	S059	12AXD-38	7				HSJFS	76	121220 P04	015	
005	SPIRE SSW Ch25-28 . 26gnd		SSA.-	-	S059	12AXD-38	7			Daisy ch to Pin 005 (A4)	HSJFS	76	121220 P04	013	
-															
031	SPIRE SSW Ch25-28 . 27+		SSA.-	-	S059	12AXD-38	7			SSW-D7	HSJFS	76	121220 P04	003	
043	SPIRE SSW Ch25-28 . 27-		SSA.-	-	S059	12AXD-38	7				HSJFS	76	121220 P04	016	
005	SPIRE SSW Ch25-28 . 27gnd		SSA.-	-	S059	12AXD-38	7			Daisy ch to Pin 005 (A4)	HSJFS	76	121220 P04	013	
-															
042	SPIRE SSW Ch25-28 . 28+		SSA.-	-	S059	12AXD-38	7			SSW-D6	HSJFS	76	121220 P04	004	
054	SPIRE SSW Ch25-28 . 28-		SSA.-	-	S059	12AXD-38	7				HSJFS	76	121220 P04	017	
005	SPIRE SSW Ch25-28 . 28gnd		SSA.-	-	S059	12AXD-38	7			Daisy ch to Pin 005 (A4)	HSJFS	76	121220 P04	013	
005	SPIRE SSW Ch25-28 . SHD01		SSA.-	-	S059	12AXD-38	7			Cable S059 inner Shd daisy ch to Pin 05 (A4)	HSJFS	76	121220 P04	013	
-	Cable S059 12 AXD Outer Shield									Cable S059 outer Shd con to Busbar (Faraday)					
-															
-															

Astrium GmbH	Pin Allocation List (Harness)	Doc.No.: HP-2-ASED-IC-0016
Project: HERSCHEL		Issue: 1.0 Date: 21.04.2004
		Sheet: PAL-5 (of 9)

Connector: 211121 J31 **Function:** UFThr. 289.2° (SPIRE XS-02JFS 1,2,3,4,7) **Conn.-Type:** 197-011P24-35P (Junct.)

Item: CVVUCR **Location:** 33 / CVV I/F CB Top PFM (CVVUCR) **Backshell:** 128/175_176_01_0A

EMC-Category: 2C/Sig H in Cryostat

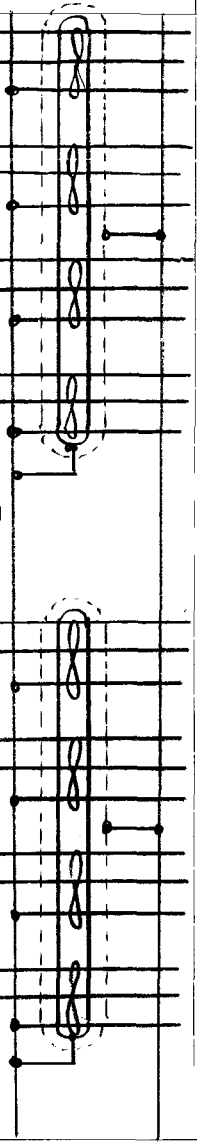

Pin	Signal Designation	Interface-Code Circuit	Signal	Pos.	Ch. ID	Wiring	Grouping: Shd	Cable	Twist	Comment	Target-Item	Location	Connector	Pin	New
010	SPIRE SSW Ch29-32 . 29+		SSA.-	-	S060	12AXD-38	8			SSW-D5	HSJFS	76	121220 P04	005	
011	SPIRE SSW Ch29-32 . 29-		SSA.-	-	S060	12AXD-38	8				HSJFS	76	121220 P04	018	
005	SPIRE SSW Ch29-32 . 29gnd		SSA.-	-	S060	12AXD-38	8			Daisy ch to Pin 005 (A4)	HSJFS	76	121220 P04	013	
-															
019	SPIRE SSW Ch29-32 . 30+		SSA.-	-	S060	12AXD-38	8			SSW-D4	HSJFS	76	121220 P04	006	
029	SPIRE SSW Ch29-32 . 30-		SSA.-	-	S060	12AXD-38	8				HSJFS	76	121220 P04	019	
005	SPIRE SSW Ch29-32 . 30gnd		SSA.-	-	S060	12AXD-38	8			Daisy ch to Pin 005 (A4)	HSJFS	76	121220 P04	013	
-															
041	SPIRE SSW Ch29-32 . 31+		SSA.-	-	S060	12AXD-38	8			SSW-C6	HSJFS	76	121220 P04	020	
030	SPIRE SSW Ch29-32 . 31-		SSA.-	-	S060	12AXD-38	8				HSJFS	76	121220 P04	007	
005	SPIRE SSW Ch29-32 . 31gnd		SSA.-	-	S060	12AXD-38	8			Daisy ch to Pin 005 (A4)	HSJFS	76	121220 P04	013	
-															
053	SPIRE SSW Ch29-32 . 32+		SSA.-	-	S060	12AXD-38	8			SSW-C5	HSJFS	76	121220 P04	021	
052	SPIRE SSW Ch29-32 . 32-		SSA.-	-	S060	12AXD-38	8				HSJFS	76	121220 P04	008	
005	SPIRE SSW Ch29-32 . 32gnd		SSA.-	-	S060	12AXD-38	8			Daisy ch to Pin 005 (A4)	HSJFS	76	121220 P04	013	
-	SPIRE SSW Ch29-32 . SHD02		SSA.-	-	S060	12AXD-38	8			Cable S060 inner Shd daisy ch to Pin 05 (A4)	HSJFS	76	121220 P04	013	
-	Cable S060 12 AXD Outer Shield									Cable S060 outer Shd con to Busbar (Faraday)					
-															
-															
009	SPIRE SSW Ch33-36 . 33+		SSA.-	-	S062	12AXD-38	9			SSW-C4	HSJFS	76	121220 P04	022	
017	SPIRE SSW Ch33-36 . 33-		SSA.-	-	S062	12AXD-38	9				HSJFS	76	121220 P04	009	
005	SPIRE SSW Ch33-36 . 33gnd		SSA.-	-	S062	12AXD-38	9			Daisy ch to Pin 005 (A4)	HSJFS	76	121220 P04	013	
-															
018	SPIRE SSW Ch33-36 . 34+		SSA.-	-	S062	12AXD-38	9			SSW-B5	HSJFS	76	121220 P04	023	
028	SPIRE SSW Ch33-36 . 34-		SSA.-	-	S062	12AXD-38	9				HSJFS	76	121220 P04	010	
005	SPIRE SSW Ch33-36 . 34gnd		SSA.-	-	S062	12AXD-38	9			Daisy ch to Pin 005 (A4)	HSJFS	76	121220 P04	013	
-															
016	SPIRE SSW Ch33-36 . 35+		SSA.-	-	S062	12AXD-38	9			SSW-B4	HSJFS	76	121220 P04	024	
027	SPIRE SSW Ch33-36 . 35-		SSA.-	-	S062	12AXD-38	9				HSJFS	76	121220 P04	011	
005	SPIRE SSW Ch33-36 . 35gnd		SSA.-	-	S062	12AXD-38	9			Daisy ch to Pin 005 (A4)	HSJFS	76	121220 P04	013	
-															
040	SPIRE SSW Ch33-36 . 36+		SSA.-	-	S062	12AXD-38	9			SSW-T2	HSJFS	76	121220 P04	025	
039	SPIRE SSW Ch33-36 . 36-		SSA.-	-	S062	12AXD-38	9				HSJFS	76	121220 P04	012	
005	SPIRE SSW Ch33-36 . 36gnd		SSA.-	-	S062	12AXD-38	9			Daisy ch to Pin 005 (A4)	HSJFS	76	121220 P04	013	
005	SPIRE SSW Ch33-36 . SHD03		SSA.-	-	S062	12AXD-38	9			Cable S062 inner Shd daisy ch to Pin 05 (A4)	HSJFS	76	121220 P04	013	

Pin Allocation List
(Harness)

Connector: 211121 J31
Item: CVVUCR
EMC-Category: 2C/Sig H in Cryostat

Function: UFThr. 289.2° (SPIRE XS-02JFS 1,2,3,4,7)
Location: 33 / CVV I/F CB Top PFM (CVVUCR)

Conn.-Type: 197-011P24-35P (Junct.)
Backshell: 128/175_176_01_0A



Pin	Signal Designation	Interface-Code Circuit	Signal	Pos.	Ch. ID	Wiring	Grouping: Shd	Cable	Twist	Comment	Target-Item	Location	Connector	Pin	New
-	Cable S062 12 AXD Outer Shield									Cable S062 outer Shd con to Busbar (Faraday)					
-															
-															
-															
036	SPIRE B02 GND Wire A3		SSX.-	-	S423	010B0-30				Con to Cable from P03 GND/Shds	HSJFS	76	121220 P03	013	
-															
063	SPIRE SSW Spare1/2 . 1+		SSA.1	-	S247	121SS-38	11			Not continued at P side!!!	HSJFS	76	121220 P03	005	
075	SPIRE SSW Spare1/2 . 1-		SSA.1	-	S247	121SS-38	11			Not continued at P side !!!	HSJFS	76	121220 P03	018	
036	SPIRE SSW Spare1/2 . 1gnd		SSA.1	-	S247	121SS-38	11			Cable Shd daisy ch to Pin 05 at CVV side (A4)	HSJFS	76	121220 P03	013	
-															
074	SPIRE SSW Spare1/2 . 2+		SSA.1	-	S247	121SS-38	11			Not continued at P side!!!	HSJFS	76	121220 P03	006	
073	SPIRE SSW Spare1/2 . 2-		SSA.1	-	S247	121SS-38	11			Not continued at P side !!!	HSJFS	76	121220 P03	019	
036	SPIRE SSW Spare1/2 . 2gnd		SSA.1	-	S247	121SS-38	11			Cable Shd daisy ch to Pin 05 at CVV side (A4)	HSJFS	76	121220 P03	013	
-															
026	SPIRE SSW Ch37-40 . 37+		SSA.-	-	S063	12AXD-38	10			SSW-G3	HSJFS	76	121220 P03	020	
037	SPIRE SSW Ch37-40 . 37-		SSA.-	-	S063	12AXD-38	10				HSJFS	76	121220 P03	007	
036	SPIRE SSW Ch37-40 . 37gnd		SSA.-	-	S063	12AXD-38	10			Daisy ch to Pin 036 (A3)	HSJFS	76	121220 P03	013	
-															
038	SPIRE SSW Ch37-40 . 38+		SSA.-	-	S063	12AXD-38	10			SSW-G4	HSJFS	76	121220 P03	021	
049	SPIRE SSW Ch37-40 . 38-		SSA.-	-	S063	12AXD-38	10				HSJFS	76	121220 P03	008	
036	SPIRE SSW Ch37-40 . 38gnd		SSA.-	-	S063	12AXD-38	10			Daisy ch to Pin 036 (A3)	HSJFS	76	121220 P03	013	
-															
-	Cable S247/063 12AXD Outer Shield									Cable S247/063 Outer Shd con to Busbar (Faraday)					
-															
-															
048	SPIRE SSW Ch37-40 . 39+		SSA.-	-	S063	12AXD-38	10			SSW-DK2	HSJFS	76	121220 P03	022	
060	SPIRE SSW Ch37-40 . 39-		SSA.-	-	S063	12AXD-38	10				HSJFS	76	121220 P03	009	
036	SPIRE SSW Ch37-40 . 39gnd		SSA.-	-	S063	12AXD-38	10			Daisy ch to Pin 036 (A3)	HSJFS	76	121220 P03	013	
-															
059	SPIRE SSW Ch37-40 . 40+		SSA.-	-	S063	12AXD-38	10			SSW-F5	HSJFS	76	121220 P03	023	
071	SPIRE SSW Ch37-40 . 40-		SSA.-	-	S063	12AXD-38	10				HSJFS	76	121220 P03	010	
036	SPIRE SSW Ch37-40 . 40gnd		SSA.-	-	S063	12AXD-38	10			Daisy ch to Pin 036 (A3)	HSJFS	76	121220 P03	013	
036	SPIRE SSW Ch37-40 . SHD01		SSA.-	-	S063	12AXD-38	10			Cable S063 Shd daisy ch to Pin 36 (A3)	HSJFS	76	121220 P03	013	

Pin Allocation List
(Harness)

Connector: 211121 J31
Item: CVVUCR
EMC-Category: 2C/Sig H in Cryostat

Function: UFThr. 289.2° (SPIRE XS-02JFS 1,2,3,4,7)
Location: 33 / CVV I/F CB Top PFM (CVVUCR)

Conn.-Type: 197-011P24-35P (Junct.)
Backshell: 128/175_176_01_0A

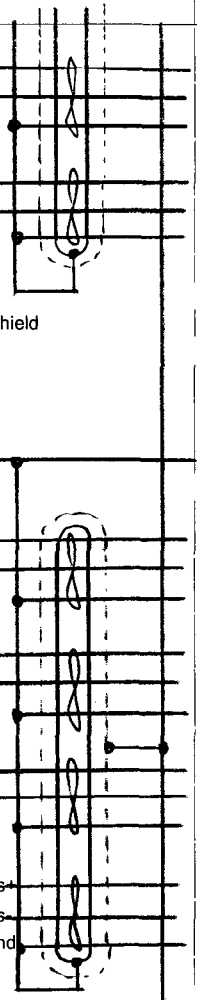

Pin	Signal Designation	Interface-Code Circuit	Signal	Pos.	Ch. ID	Wiring	Grouping: Shd	Cable	Twist	Comment	Target-Item	Location	Connector	Pin	New
-															
050	SPIRE SSW Ch41-42 . 41+		SSA.-	-	S064	12AXD-38	11			SSW-F4	HSJFS	76	121220 P03	024	
061	SPIRE SSW Ch41-42 . 41-		SSA.-	-	S064	12AXD-38	11				HSJFS	76	121220 P03	011	
036	SPIRE SSW Ch41-42 . 41gnd		SSA.-	-	S064	12AXD-38	11			Daisy ch to Pin 036 (A3)	HSJFS	76	121220 P03	013	
-															
062	SPIRE SSW Ch41-42 . 42+		SSA.-	-	S064	12AXD-38	11			SSW-E6	HSJFS	76	121220 P03	025	
051	SPIRE SSW Ch41-42 . 42-		SSA.-	-	S064	12AXD-38	11				HSJFS	76	121220 P03	012	
036	SPIRE SSW Ch41-42 . 42gnd		SSA.-	-	S064	12AXD-38	11			Daisy ch to Pin 036 (A3)	HSJFS	76	121220 P03	013	
036	SPIRE SSW Ch41-42 . SHD02		SSA.-	-	S064	12AXD-38	10			Cable S063/064 inner Shd daisy ch to Pin 36 (A3)	HSJFS	76	121220 P03	013	
-	Cable S063/064 12 AXD Outer Shield									Cable S063/064 outer Shd con to Busbar (Faraday)					
-															
-															
-															
082	SPIRE B02 GND Wire A5		SSX.-	-	S425	010B0-30				Con to Cable from P07 GND/Shds	HSJFS	76	121220 P07	013	
-															
095	SPIRE SSW PTC Ch's . 1+		S3D.-	-	S053	12AXD-38	13			PTC-1	HSJFS	76	121220 P07	005	
084	SPIRE SSW PTC Ch's . 1-		S3D.-	-	S053	12AXD-38	13				HSJFS	76	121220 P07	018	
082	SPIRE SSW PTC Ch's . 1gnd		S3D.-	-	S053	12AXD-38	13			Daisy ch to Pin 082 (B5)	HSJFS	76	121220 P07	013	
-															
096	SPIRE SSW PTC Ch's . 2+		S3D.-	-	S053	12AXD-38	13			PTC-2	HSJFS	76	121220 P07	006	
085	SPIRE SSW PTC Ch's . 2-		S3D.-	-	S053	12AXD-38	13				HSJFS	76	121220 P07	019	
082	SPIRE SSW PTC Ch's . 2gnd		S3D.-	-	S053	12AXD-38	13			Daisy ch to Pin 082 (B5)	HSJFS	76	121220 P07	013	
-															
106	SPIRE SSW PTC Ch's . 3+		S3D.-	-	S053	12AXD-38	13			PTC-3	HSJFS	76	121220 P07	020	
107	SPIRE SSW PTC Ch's . 3-		S3D.-	-	S053	12AXD-38	13				HSJFS	76	121220 P07	007	
082	SPIRE SSW PTC Ch's . 3gnd		S3D.-	-	S053	12AXD-38	13			Daisy ch to Pin 082 (B5)	HSJFS	76	121220 P07	013	
-															
083	SPIRE SSW PTC (5MOhm) . Res+		S3D.-	-	S248	12AXD-38	12			5M-1	HSJFS	76	121220 P07	021	
072	SPIRE SSW PTC (5MOhm) . Res-		S3D.-	-	S248	12AXD-38	12				HSJFS	76	121220 P07	008	
082	SPIRE SSW PTC (5MOhm) . Rgnd		S3D.-	-	S248	12AXD-38	12			Daisy ch to Pin 082 (B5)	HSJFS	76	121220 P07	013	
-										Cable S053/248 inner Shd daisy ch to Pin 82 (A5)					
-	Cable S053/248 12AXD Outer Shield									Cable S053/248 outer Shd con to Busbar (Faraday)					
-															
-															

Pin Allocation List
(Harness)

Connector: 211121 J31
Item: CVVUCR
EMC-Category: 2C/Sig H in Cryostat

Function: UFThr. 289.2° (SPIRE XS-02JFS 1,2,3,4,7)
Location: 33 / CVV I/F CB Top PFM (CVVUCR)

Conn.-Type: 197-011P24-35P (Junct.)
Backshell: 128/175_176_01_0A

Pin	Signal Designation	Interface-Code Circuit	Signal	Pos.	Ch. ID	Wiring	Grouping: Shd	Cable	Twist	Comment	Target-Item	Location	Connector	Pin	New
001	Faraday Shield Pins									Connected to Bus Bar ECR0039 tbc					
002	Faraday Shield Pins									Connected to Bus Bar ECR0039 tbc					
003	Faraday Shield Pins									Connected to Bus Bar ECR0039 tbc					
005	Faraday Shield Pins									Connected to Bus Bar ECR0039 tbc					
006	Faraday Shield Pins									Connected to Bus Bar ECR0039 tbc					
007	Faraday Shield Pins									Connected to Bus Bar ECR0039 tbc					
008	Faraday Shield Pins									Connected to Bus Bar ECR0039 tbc					
014	Faraday Shield Pins									Connected to Bus Bar ECR0039 tbc					
015	Faraday Shield Pins									Connected to Bus Bar ECR0039 tbc					
024	Faraday Shield Pins									Connected to Bus Bar ECR0039 tbc					
025	Faraday Shield Pins									Connected to Bus Bar ECR0039 tbc					
035	Faraday Shield Pins									Connected to Bus Bar ECR0039 tbc					
093	Faraday Shield Pins									Connected to Bus Bar ECR0039 tbc					
094	Faraday Shield Pins									Connected to Bus Bar ECR0039 tbc					
104	Faraday Shield Pins									Connected to Bus Bar ECR0039 tbc					
105	Faraday Shield Pins									Connected to Bus Bar ECR0039 tbc					
114	Faraday Shield Pins									Connected to Bus Bar ECR0039 tbc					
115	Faraday Shield Pins									Connected to Bus Bar ECR0039 tbc					
121	Faraday Shield Pins									Connected to Bus Bar ECR0039 tbc					
122	Faraday Shield Pins									Connected to Bus Bar ECR0039 tbc					

Astrium GmbH	**Pin Allocation List** (Harness)	Doc.No.: HP-2-ASED-IC-0016
Project: HERSCHEL		Issue: 1.0 Date: 21.04.2004
		Sheet: PAL-9 (of 9)

Connector: 211121 J31
Item: CVVUCR
EMC-Category: 2C/Sig H in Cryostat

Function: UFThr. 289.2° (SPIRE XS-02JFS 1,2,3,4,7)
Location: 33 / CVV I/F CB Top PFM (CVVUCR)

Conn.-Type: 197-011P24-35P (Junct.)
Backshell: 128/175_176_01_0A

Pin	Signal Designation	Interface-Code Circuit	Signal	Pos.	Ch. ID	Wiring	Grouping: Shd	Cable	Twist	Comment	Target-Item	Location	Connector	Pin	New
123	Faraday Shield Pins									Connected to Bus Bar ECR0039 tbc					
124	Faraday Shield Pins									Connected to Bus Bar ECR0039 tbc					
125	Faraday Shield Pins									Connected to Bus Bar ECR0039 tbc					
126	Faraday Shield Pins									Connected to Bus Bar ECR0039 tbc					
127	Faraday Shield Pins									Connected to Bus Bar ECR0039 tbc					
-															
CH	Connector Housing									CH isolated from Faraday Shd					
-										No Overall Shd at Junction Side					
-										Bundles isolated from S/C structure					

Astrium GmbH	**Pin Allocation List** (Harness)	Doc.No.: HP-2-ASED-IC-0016
Project: HERSCHEL		Issue: 1.0 Date: 21.04.2004
		Sheet: PAL-1 (of 11)

Connector: 211121 J26 **Function:** UFThr 250.8° (SPIRE XS-03JFP25,26,27,28) **Conn.-Type:** 197-011P24-35P (Junct.)

Item: CVVUCR **Location:** 33 / CVV I/F CB Top PFM (CVVUCR) **Backshell:** 128/175_176_01_0A

EMC-Category: 2C/Sig H in Cryostat

Pin	Signal Designation	Interface-Code Circuit	Signal	Pos.	Ch. ID	Wiring	Grouping: Shd	Cable	Twist	Comment	Target-Item	Location	Connector	Pin	New
036	SPIRE PSW_JFETV GND A1		SPX.-	-	S431	010B0-30				GND Wire A1 con to cable 176-185 Shd	HSJFP	75	121210 P25	010	
-															
026	SPIRE PSW_JFETV1_A . A+		SPL.-	-	S176	022BS-38	1				HSJFP	75	121210 P25	020	
037	SPIRE PSW_JFETV1_A . A-		SPL.-	-	S176	022BS-38	1				HSJFP	75	121210 P25	002	
036	SPIRE PSW_JFETV1_A . SHD01		SPL.-	-	S176	022BS-38	1			Cabel S176 inner Shd daisy ch to Pin 36 at CVV side (A1)	HSJFP	75	121210 P25	001	
-	Cable S176 outer Shield									Cable S176 outer Shd con to Busbar (Faraday)					
-															
038	SPIRE PSW_JFETV2_A . A+		SPL.-	-	S177	022BS-38	2				HSJFP	75	121210 P25	003	
049	SPIRE PSW_JFETV2_A . A-		SPL.-	-	S177	022BS-38	2				HSJFP	75	121210 P25	022	
036	SPIRE PSW_JFETV2_A . SHD02		SPL.-	-	S177	022BS-38	2			Cabel S177 inner Shd daisy ch to Pin 36 at CVV side (A1)	HSJFP	75	121210 P25	021	
-	Cable S177 outer Shield									Cable S177 outer Shd con to Busbar (Faraday)					
-															
048	SPIRE PSW_JFETV3_A . A+		SPL.-	-	S178	022BS-38	3				HSJFP	75	121210 P25	023	
060	SPIRE PSW_JFETV3_A . A-		SPL.-	-	S178	022BS-38	3				HSJFP	75	121210 P25	005	
036	SPIRE PSW_JFETV3_A . SHD03		SPL.-	-	S178	022BS-38	3			Cabel S178 inner Shd daisy ch to Pin 36 at CVV side (A1)	HSJFP	75	121210 P25	004	
-	Cable S178 outer Shield									Cable S178 outer Shd con to Busbar (Faraday)					
-															
059	SPIRE PSW_JFETV4_A . A+		SPL.-	-	S179	022BS-38	4				HSJFP	75	121210 P25	006	
071	SPIRE PSW_JFETV4_A . A-		SPL.-	-	S179	022BS-38	4				HSJFP	75	121210 P25	025	
036	SPIRE PSW_JFETV4_A . SHD04		SPL.-	-	S179	022BS-38	4			Cabel S179 inner Shd daisy ch to Pin 36 at CVV side (A1)	HSJFP	75	121210 P25	024	
-	Cable S179 outer Shield									Cable S179 outer Shd con to Busbar (Faraday)					
-															
050	SPIRE PSW_JFETV5_A . A+		SPL.-	-	S180	022BS-38	5				HSJFP	75	121210 P25	026	
061	SPIRE PSW_JFETV5_A . A-		SPL.-	-	S180	022BS-38	5				HSJFP	75	121210 P25	008	
036	SPIRE PSW_JFETV5_A . SHD05		SPL.-	-	S180	022BS-38	5			Cabel S180 inner Shd daisy ch to Pin 36 at CVV side (A1)	HSJFP	75	121210 P25	007	
-	Cable S180 outer Shield									Cable S180 outer Shd con to Busbar (Faraday)					
-															
062	SPIRE PSW_JFETV6_A . A+		SPL.-	-	S181	022BS-38	6				HSJFP	75	121210 P25	009	
051	SPIRE PSW_JFETV6_A . A-		SPL.-	-	S181	022BS-38	6				HSJFP	75	121210 P25	028	

Astrium GmbH	**Pin Allocation List** (Harness)	Doc.No.: HP-2-ASED-IC-0016
Project: HERSCHEL		Issue: 1.0 Date: 21.04.2004
		Sheet: PAL-2 (of 11)

Connector: 211121 J26 **Function:** UFThr 250.8° (SPIRE XS-03JFP25,26,27,28) **Conn.-Type:** 197-011P24-35P (Junct.)

Item: CVVUCR **Location:** 33 / CVV I/F CB Top PFM (CVVUCR) **Backshell:** 128/175_176_01_0A

EMC-Category: 2C/Sig H in Cryostat

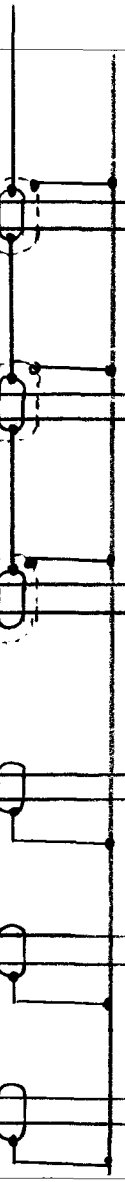

Pin	Signal Designation	Interface-Code Circuit	Signal	Pos.	Ch. ID	Wiring	Grouping: Shd	Cable	Twist	Comment	Target-Item	Location	Connector	Pin	New
036	SPIRE PSW_JFETV6_A . SHD06		SPL.-	-	S181	022BS-38	6			Cabel S181 inner Shd daisy ch to Pin 36 at CVV side (A1)	HSJFP	75	121210 P25	027	
-	Cable S181 outer Shield									Cable S181 outer Shd con to Busbar (Faraday)					
-															
063	SPIRE PSW_Bias1/2_A . A+		SPK.-	-	S183	022BS-38	7				HSJFP	75	121210 P25	011	
075	SPIRE PSW_Bias1/2_A . A-		SPK.-	-	S183	022BS-38	7				HSJFP	75	121210 P25	029	
036	SPIRE PSW_Bias1/2_A . SHD07		SPK.-	-	S183	022BS-38	7			Cabel S183 inner Shd daisy ch to Pin 36 at CVV side (A1)	HSJFP	75	121210 P25	030	
-	Cable S183 outer Shield									Cable S183 outer Shd con to Busbar (Faraday)					
-															
074	SPIRE PSW_Bias3/4_A . A+		SPK.-	-	S184	022BS-38	8				HSJFP	75	121210 P25	031	
073	SPIRE PSW_Bias3/4_A . A-		SPK.-	-	S184	022BS-38	8				HSJFP	75	121210 P25	012	
036	SPIRE PSW_Bias3/4_A . SHD08		SPK.-	-	S184	022BS-38	8			Cabel S184 inner Shd daisy ch to Pin 36 at CVV side (A1)	HSJFP	75	121210 P25	013	
-	Cable S184 outer Shield									Cable S184 outer Shd con to Busbar (Faraday)					
-															
083	SPIRE PSW_Bias5/6_A . A+		SPK.-	-	S185	022BS-38	9				HSJFP	75	121210 P25	014	
072	SPIRE PSW_Bias5/6_A . A-		SPK.-	-	S185	022BS-38	9				HSJFP	75	121210 P25	032	
036	SPIRE PSW_Bias5/6_A . SHD09		SPK.-	-	S185	022BS-38	9			Cabel S185 inner Shd daisy ch to Pin 36 at CVV side (A1)	HSJFP	75	121210 P25	033	
-	Cable S185 outer Shield									Cable S185 outer Shd con to Busbar (Faraday)					
-															
095	SPIRE PSW_Heater_A1 . A1+		SPM.-	-	S186	021SS-38	10				HSJFP	75	121210 P25	034	
084	SPIRE PSW_Heater_A1 . A1-		SPM.-	-	S186	021SS-38	10				HSJFP	75	121210 P25	015	
105	SPIRE PSW_Heater_A1 . SHD10		SPM.-	-	S186	021SS-38	10			Cable Shd routed to Pin 105 at CVV side (routed as Gnd Wire B1)	HSJFP	75	121210 P25	016	
-															
096	SPIRE PSW_Heater_A2 . A2+		SPM.-	-	S187	021SS-38	11				HSJFP	75	121210 P25	017	
085	SPIRE PSW_Heater_A2 . A2-		SPM.-	-	S187	021SS-38	11				HSJFP	75	121210 P25	035	
105	SPIRE PSW_Heater_A2 . SHD11		SPM.-	-	S187	021SS-38	11			Cable Shd routed to Pin 105 at CVV side (routed as Gnd Wire B1)	HSJFP	75	121210 P25	036	
-															
106	SPIRE PSW_Heater_A3 . A3+		SPM.-	-	S188	021SS-38	12				HSJFP	75	121210 P25	037	
107	SPIRE PSW_Heater_A3 . A3-		SPM.-	-	S188	021SS-38	12				HSJFP	75	121210 P25	018	

Pin Allocation List
(Harness)

Connector: 211121 J26
Item: CVVUCR
EMC-Category: 2C/Sig H in Cryostat

Function: UFThr 250.8° (SPIRE XS-03JFP25,26,27,28)
Location: 33 / CVV I/F CB Top PFM (CVVUCR)

Conn.-Type: 197-011P24-35P (Junct.)
Backshell: 128/175_176_01_0A

Pin	Signal Designation	Interface-Code Circuit	Signal	Pos.	Ch. ID	Wiring	Grouping: Shd	Cable	Twist	Comment	Target-Item	Location	Connector	Pin	New
105	SPIRE PSW_Heater_A3 . SHD12		SPM.-	-	S188	021SS-38	12			Cable Shd routed to Pin 105 at CVV side (B1)	HSJFP	75	121210 P25	036	
-															
105	SPIRE PSW_HTR GND B1		SPX.-	-	S432	010B0-30				Sum of Cable SHDs, not a Wire at J side	HSJFP	75	121210 P25	036	
-															
-	P25 outer Shield									All P25 Outer Shds con to Busbar					
-															
-															
064	SPIRE PMW_ GND A2		SPX.-	-	S435	010B0-30				GND Wire A2 con to cable 190-195 Shd	HSJFP	75	121210 P27	028	
-															
086	SPIRE PMW_JFETV1_A . A+		SPH.-	-	S190	022BS-38	34				HSJFP	75	121210 P27	020	
087	SPIRE PMW_JFETV1_A . A-		SPH.-	-	S190	022BS-38	34				HSJFP	75	121210 P27	002	
064	SPIRE PMW_JFETV1_A . SHD01		SPH.-	-	S190	022BS-38	34			Cabel S190 inner Shd daisy ch to Pin 64 at CVV side (A2)	HSJFP	75	121210 P27	001	
-	Cable S190 outer Shield									Cable S190 outer Shd con to Busbar (Faraday)					
-															
097	SPIRE PMW_JFETV2_A . A+		SPH.-	-	S191	022BS-38	35				HSJFP	75	121210 P27	003	
098	SPIRE PMW_JFETV2_A . A-		SPH.-	-	S191	022BS-38	35				HSJFP	75	121210 P27	022	
064	SPIRE PMW_JFETV2_A . SHD02		SPH.-	-	S191	022BS-38	35			Cabel S191 inner Shd daisy ch to Pin 64 at CVV side (A2)	HSJFP	75	121210 P27	021	
-	Cable S191 outer Shield									Cable S191 outer Shd con to Busbar (Faraday)					
-															
001	SPIRE PSW_JFETV GND A3		SPX.-	-	S433	010B0-30				GND Wire A3 con to cable 205-214 Shd	HSJFP	75	121210 P26	010	
-															
108	SPIRE PMW_JFETV3_A . A+		SPH.-	-	S192	022BS-38	36				HSJFP	75	121210 P27	023	
109	SPIRE PMW_JFETV3_A . A-		SPH.-	-	S192	022BS-38	36				HSJFP	75	121210 P27	005	
064	SPIRE PMW_JFETV3_A . SHD03		SPH.-	-	S192	022BS-38	36			Cabel S192 inner Shd daisy ch to Pin 64 at CVV side (A2)	HSJFP	75	121210 P27	004	
-	Cable S192 outer Shield									Cable S192 outer Shd con to Busbar (Faraday)					
-															
116	SPIRE PMW_JFETV4_A . A+		SPH.-	-	S193	022BS-38	37				HSJFP	75	121210 P27	006	
117	SPIRE PMW_JFETV4_A . A-		SPH.-	-	S193	022BS-38	37				HSJFP	75	121210 P27	025	

Astrium GmbH	**Pin Allocation List** (Harness)	Doc.No.: HP-2-ASED-IC-0016
Project: HERSCHEL		Issue: 1.0 Date: 21.04.2004
		Sheet: PAL-4 (of 11)

Connector: 211121 J26 **Function:** UFThr 250.8° (SPIRE XS-03JFP25,26,27,28) **Conn.-Type:** 197-011P24-35P (Junct.)

Item: CVVUCR **Location:** 33 / CVV I/F CB Top PFM (CVVUCR) **Backshell:** 128/175_176_01_0A

EMC-Category: 2C/Sig H in Cryostat

to Pin 064

Pin	Signal Designation	Interface-Code Circuit	Signal	Pos.	Ch. ID	Wiring	Grouping: Shd	Cable	Twist	Comment	Target-Item	Location	Connector	Pin	New
064	SPIRE PMW_JFETV4_A . SHD04		SPH.-	-	S193	022BS-38	37			Cabel S193 inner Shd daisy ch to Pin 64 at CVV side (A2)	HSJFP	75	121210 P27	024	
-	Cable S193 outer Shield									Cable S193 outer Shd con to Busbar (Faraday)					
-															
076	SPIRE PMW_Bias1/2_A . A+		SPG.-	-	S194	022BS-38	32				HSJFP	75	121210 P27	026	
077	SPIRE PMW_Bias1/2_A . A-		SPG.-	-	S194	022BS-38	32				HSJFP	75	121210 P27	008	
064	SPIRE PMW_Bias1/2_A . SHD05		SPG.-	-	S194	022BS-38	32			Cabel S194 inner Shd daisy ch to Pin 64 at CVV side (A2)	HSJFP	75	121210 P27	007	
-	Cable S194 outer Shield									Cable S194 outer Shd con to Busbar (Faraday)					
-															
088	SPIRE PMW_Bias3/4_A . A+		SPG.-	-	S195	022BS-38	33				HSJFP	75	121210 P27	027	
089	SPIRE PMW_Bias3/4_A . A-		SPG.-	-	S195	022BS-38	33				HSJFP	75	121210 P27	009	
064	SPIRE PMW_Bias3/4_A . SHD06		SPG.-	-	S195	022BS-38	33			Cabel S195 inner Shd daisy ch to Pin 64 at CVV side (A2)	HSJFP	75	121210 P27	028	
-	Cable S195 outer Shield									Cable S195 outer Shd con to Busbar (Faraday)					
-															
-															
114	SPIRE HTR GND B2		SPX.-	-	S436	010B0-30				Sum of Cable SHDs, not a Wire at J side PAGE 132 to be clarified !!	HSJFP	75	121210 P27	011	
-															
103	SPIRE PMW_Heater_A1 . A1+		SPJ.-	-	S197	021SS-38	38				HSJFP	75	121210 P27	029	
113	SPIRE PMW_Heater_A1 . A1-		SPJ.-	-	S197	021SS-38	38				HSJFP	75	121210 P27	010	
114	SPIRE PMW_Heater_A1 . SHD07		SPJ.-	-	S197	021SS-38	38			Cable Shd routed to Pin 114 at CVV side (routed as Gnd Wire B2)	HSJFP	75	121210 P27	011	
-															
102	SPIRE PMW_Heater_A2 . A2+		SPJ.-	-	S198	021SS-38	39				HSJFP	75	121210 P27	012	
101	SPIRE PMW_Heater_A2 . A2-		SPJ.-	-	S198	021SS-38	39				HSJFP	75	121210 P27	030	
114	SPIRE PMW_Heater_A2 . SHD08		SPJ.-	-	S198	021SS-38	39			Cable Shd routed to Pin 114 at CVV side (routed as Gnd Wire B2)	HSJFP	75	121210 P27	011	
-															
092	SPIRE PLW_Heater_A . A+		SPF.-	-	S199	021SS-38	31				HSJFP	75	121210 P27	013	
104	SPIRE PLW_Heater_A . A-		SPF.-	-	S199	021SS-38	31				HSJFP	75	121210 P27	031	
093	SPIRE PLW_Heater_A . SHD09		SPF.-	-	S199	021SS-38	31			Cable Shd routed to Pin 093 at CVV side (routed as Gnd Wire D2)	HSJFP	75	121210 P27	011	

Astrium GmbH	**Pin Allocation List** (Harness)	Doc.No.: HP-2-ASED-IC-0016
Project: HERSCHEL		Issue: 1.0 Date: 21.04.2004
		Sheet: PAL-5 (of 11)

Connector: 211121 J26 **Function:** UFThr 250.8° (SPIRE XS-03JFP25,26,27,28) **Conn.-Type:** 197-011P24-35P (Junct.)

Item: CVVUCR **Location:** 33 / CVV I/F CB Top PFM (CVVUCR) **Backshell:** 128/175_176_01_0A

EMC-Category: 2C/Sig H in Cryostat

to Pin 004

Pin	Signal Designation	Interface-Code Circuit	Signal	Pos.	Ch. ID	Wiring	Grouping: Shd	Cable	Twist	Comment	Target-Item	Location	Connector	Pin	New
-															
-															
99	SPIRE PLW_JFETV1_A . A+		SPE.-	-	S200	022BS-38	29				HSJFP	75	121210 P27	014	
100	SPIRE PLW_JFETV1_A . A-		SPE.-	-	S200	022BS-38	29				HSJFP	75	121210 P27	032	
128	SPIRE PLW_JFETV1_A . SHD10		SPE.-	-	S200	022BS-38	29			Cabel S200 inner Shd daisy ch to Pin 128 at CVV side (C2)	HSJFP	75	121210 P27	033	
-	Cable S200 outer Shield									Cable S200 outer Shd con to Busbar (Faraday)					
-															
110	SPIRE PLW_JFETV2_A . A+		SPE.-	-	S201	022BS-38	30				HSJFP	75	121210 P27	034	
111	SPIRE PLW_JFETV2_A . A-		SPE.-	-	S201	022BS-38	30				HSJFP	75	121210 P27	015	
128	SPIRE PLW_JFETV2_A . SHD11		SPE.-	-	S201	022BS-38	30			Cabel S201inner Shd daisy ch to Pin 128 at CVV side (C2)	HSJFP	75	121210 P27	016	
-	Cable S201 outer Shield									Cable S201 outer Shd con to Busbar (Faraday)					
-															
118	SPIRE PLW_Bias1_A . A+		SPD.-	-	S202	022BS-38	27				HSJFP	75	121210 P27	017	
119	SPIRE PLW_Bias1_A . A-		SPD.-	-	S202	022BS-38	27				HSJFP	75	121210 P27	035	
128	SPIRE PLW_Bias1_A . SHD12		SPD.-	-	S202	022BS-38	27			Cabel S202 inner Shd daisy ch to Pin 128 at CVV side (C2)	HSJFP	75	121210 P27	036	
-	Cable S202 outer Shield									Cable S202 outer Shd con to Busbar (Faraday)					
-															
112	SPIRE PLW_Bias2_A . A+		SPD.-	-	S203	022BS-38	28				HSJFP	75	121210 P27	037	
120	SPIRE PLW_Bias2_A . A-		SPD.-	-	S203	022BS-38	28				HSJFP	75	121210 P27	018	
128	SPIRE PLW_Bias2_A . SHD13		SPD.-	-	S203	022BS-38	28			Cabel S203 inner Shd daisy ch to Pin 128 at CVV side (C2)	HSJFP	75	121210 P27	019	
-	Cable S203 outer Shield									Cable S203 outer Shd con to Busbar (Faraday)					
-															
128	SPIRE PLW GND C2		SPX.-	-	S437	010B0-30				GND Wire C2 con to Cable SHDs	HSJFP	75	121210 P27	019	
-															
-	P27 outer Shields									All P27 Outer Shds con to Busbar					
-															
-															
042	SPIRE PSW_JFETV1_B . B+		SPL.-	-	S205	022BS-38	17				HSJFP	75	121210 P26	020	
054	SPIRE PSW_JFETV1_B . B-		SPL.-	-	S205	022BS-38	17				HSJFP	75	121210 P26	002	

Astrium GmbH	**Pin Allocation List** (Harness)	Doc.No.: HP-2-ASED-IC-0016
Project: HERSCHEL		Issue: 1.0 Date: 21.04.2004
		Sheet: PAL-6 (of 11)

Connector: 211121 J26 **Function:** UFThr 250.8° (SPIRE XS-03JFP25,26,27,28) **Conn.-Type:** 197-011P24-35P (Junct.)

Item: CVVUCR **Location:** 33 / CVV I/F CB Top PFM (CVVUCR) **Backshell:** 128/175_176_01_0A

EMC-Category: 2C/Sig H in Cryostat

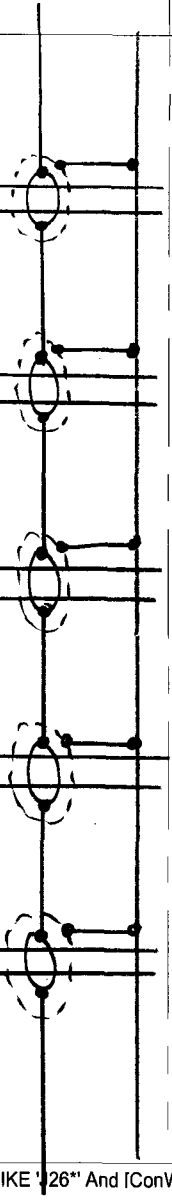

Pin	Signal Designation	Interface-Code Circuit	Signal	Pos.	Ch. ID	Wiring	Grouping: Shd	Cable	Twist	Comment	Target-Item	Location	Connector	Pin	New
001	SPIRE PSW_JFETV1_B . SHD01		SPL.-	-	S205	022BS-38	17			Cabel S205 inner Shd daisy ch to Pin 01 at CVV side (A3)	HSJFP	75	121210 P26	001	
-	Cable S205 outer Shield									*Cable S205 outer Shd con to* Busbar (Faraday)					
-															
053	SPIRE PSW_JFETV2_B . B+		SPL.-	-	S206	022BS-38	18				HSJFP	75	121210 P26	003	
052	SPIRE PSW_JFETV2_B . B-		SPL.-	-	S206	022BS-38	18				HSJFP	75	121210 P26	022	
001	SPIRE PSW_JFETV2_B . SHD02		SPL.-	-	S206	022BS-38	18			Cabel S206 inner Shd daisy ch to Pin 01 at CVV side (A3)	HSJFP	75	121210 P26	021	
-	Cable S206 outer Shield									Cable S206 outer Shd con to Busbar (Faraday)					
-															
041	SPIRE PSW_JFETV3_B . B+		SPL.-	-	S207	022BS-38	19				HSJFP	75	121210 P26	023	
030	SPIRE PSW_JFETV3_B . B-		SPL.-	-	S207	022BS-38	19				HSJFP	75	121210 P26	005	
001	SPIRE PSW_JFETV3_B . SHD03		SPL.-	-	S207	022BS-38	19			Cabel S207 inner Shd daisy ch to Pin 01 at CVV side (A3)	HSJFP	75	121210 P26	004	
-	Cable S207 outer Shield									Cable S207 outer Shd con to Busbar (Faraday)					
-															
010	SPIRE PSW_JFETV4_B . B+		SPL.-	-	S208	022BS-38	20				HSJFP	75	121210 P26	006	
011	SPIRE PSW_JFETV4_B . B-		SPL.-	-	S208	022BS-38	20				HSJFP	75	121210 P26	025	
001	SPIRE PSW_JFETV4_B . SHD04		SPL.-	-	S208	022BS-38	20			Cabel S208 inner Shd daisy ch to Pin 01 at CVV side (A3)	HSJFP	75	121210 P26	024	
-	Cable S208 outer Shield									Cable S208 outer Shd con to Busbar (Faraday)					
-															
019	SPIRE PSW_JFETV5_B . B+		SPL.-	-	S209	022BS-38	21				HSJFP	75	121210 P26	026	
029	SPIRE PSW_JFETV5_B . B-		SPL.-	-	S209	022BS-38	21				HSJFP	75	121210 P26	008	
001	SPIRE PSW_JFETV5_B . SHD05		SPL.-	-	S209	022BS-38	21			Cabel S209 inner Shd daisy ch to Pin 01 at CVV side (A3)	HSJFP	75	121210 P26	007	
-	Cable S209 outer Shield									Cable S209 outer Shd con to Busbar (Faraday)					
-															
016	SPIRE PSW_JFETV6_B . B+		SPL.-	-	S210	022BS-38	22				HSJFP	75	121210 P26	009	
027	SPIRE PSW_JFETV6_B . B-		SPL.-	-	S210	022BS-38	22				HSJFP	75	121210 P26	028	
001	SPIRE PSW_JFETV6_B . SHD06		SPL.-	-	S210	022BS-38	22			Cabel S210 inner Shd daisy ch to Pin 01 at CVV side (A3)	HSJFP	75	121210 P26	027	
-	Cable S210 outer Shield									Cable S210 outer Shd con to Busbar (Faraday)					
-															

Connector: 211121 J26
Item: CVVUCR
EMC-Category: 2C/Sig H in Cryostat

Function: UFThr 250.8° (SPIRE XS-03JFP25,26,27,28)
Location: 33 / CVV I/F CB Top PFM (CVVUCR)

Conn.-Type: 197-011P24-35P (Junct.)
Backshell: 128/175_176_01_0A

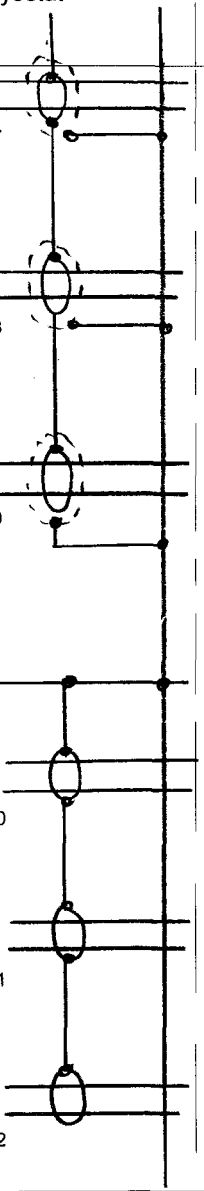

Pin	Signal Designation	Interface-Code Circuit	Signal	Pos.	Ch. ID	Wiring	Grouping: Shd	Cable	Twist	Comment	Target-Item	Location	Connector	Pin	New
040	SPIRE PSW_Bias1/2_B . B+		SPK.-	-	S212	022BS-38	14				HSJFP	75	121210 P26	011	
039	SPIRE PSW_Bias1/2_B . B-		SPK.-	-	S212	022BS-38	14				HSJFP	75	121210 P26	029	
001	SPIRE PSW_Bias1/2_B . SHD07		SPK.-	-	S212	022BS-38	14			Cabel S212 inner Shd daisy ch to Pin 01 at CVV side (A3)	HSJFP	75	121210 P26	030	
-	Cable S212 outer Shield									Cable S212 outer Shd con to Busbar (Faraday)					
-															
018	SPIRE PSW_Bias3/4_B . B+		SPK.-	-	S213	022BS-38	15				HSJFP	75	121210 P26	031	
028	SPIRE PSW_Bias3/4_B . B-		SPK.-	-	S213	022BS-38	15				HSJFP	75	121210 P26	012	
001	SPIRE PSW_Bias3/4_B . SHD08		SPK.-	-	S213	022BS-38	15			Cabel S213 inner Shd daisy ch to Pin 01 at CVV side (A3)	HSJFP	75	121210 P26	013	
-	Cable S213 outer Shield									Cable S213 outer Shd con to Busbar (Faraday)					
-															
009	SPIRE PSW_Bias5/6_B . B+		SPK.-	-	S214	022BS-38	16				HSJFP	75	121210 P26	014	
017	SPIRE PSW_Bias5/6_B . B-		SPK.-	-	S214	022BS-38	16				HSJFP	75	121210 P26	032	
001	SPIRE PSW_Bias5/6_B . SHD09		SPK.-	-	S214	022BS-38	16			Cabel S214 inner Shd daisy ch to Pin 01 at CVV side (A3)	HSJFP	75	121210 P26	033	
-	Cable S214 outer Shield									Cable S214 outer Shd con to Busbar (Faraday)					
-															
-															
005	SPIRE PSW_HTR GND B3		SPX.-	-	S434	010B0-30				Sum of Cable SHDs, not a Wire at J side	HSJFP	75	121210 P26	036	
-															
013	SPIRE PSW_Heater_B1 . B1+		SPM.-	-	S215	021SS-38	23				HSJFP	75	121210 P26	034	
012	SPIRE PSW_Heater_B1 . B1-		SPM.-	-	S215	021SS-38	23				HSJFP	75	121210 P26	015	
005	SPIRE PSW_Heater_B1 . SHD10		SPM.-	-	S215	021SS-38	23			Cable Shd routed to Pin 005 at CVV side (routed as Gnd Wire B2)	HSJFP	75	121210 P26	016	
-															
021	SPIRE PSW_Heater_B2 . B2+		SPM.-	-	S216	021SS-38	24				HSJFP	75	121210 P26	017	
020	SPIRE PSW_Heater_B2 . B2-		SPM.-	-	S216	021SS-38	24				HSJFP	75	121210 P26	035	
005	SPIRE PSW_Heater_B2 . SHD11		SPM.-	-	S216	021SS-38	24			Cable Shd routed to Pin 005 at CVV side (routed as Gnd Wire B2)	HSJFP	75	121210 P26	036	
-															
031	SPIRE PSW_Heater_B3 . B3+		SPM.-	-	S217	021SS-38	25				HSJFP	75	121210 P26	037	
043	SPIRE PSW_Heater_B3 . B3-		SPM.-	-	S217	021SS-38	25				HSJFP	75	121210 P26	018	
005	SPIRE PSW_Heater_B3 . SHD12		SPM.-	-	S217	021SS-38	25			Cable Shd routed to Pin 005 at CVV side (B2)	HSJFP	75	121210 P26	036	

Astrium GmbH	**Pin Allocation List** (Harness)	Doc.No.: HP-2-ASED-IC-0016
Project: HERSCHEL		Issue: 1.0 Date: 21.04.2004
		Sheet: PAL-8 (of 11)

Connector: 211121 J26 **Function:** UFThr 250.8° (SPIRE XS-03JFP25,26,27,28) **Conn.-Type:** 197-011P24-35P (Junct.)

Item: CVVUCR **Location:** 33 / CVV I/F CB Top PFM (CVVUCR) **Backshell:** 128/175_176_01_0A

EMC-Category: 2C/Sig H in Cryostat

Pin	Signal Designation	Interface-Code Circuit	Signal	Pos.	Ch. ID	Wiring	Grouping: Shd	Cable	Twist	Comment	Target-Item	Location	Connector	Pin	New
-															
-															
-															
006	SPIRE PMW_ GND A4		SPX.-	-	S438	010B0-30				GND Wire A4 con to P28 SHDs	HSJFP	75	121210 P28	028	
-															
007	SPIRE PMW_JFETV1_B . B+		SPH.-	-	S219	022BS-38	49				HSJFP	75	121210 P28	020	
014	SPIRE PMW_JFETV1_B . B-		SPH.-	-	S219	022BS-38	49				HSJFP	75	121210 P28	002	
006	SPIRE PMW_JFETV1_B . SHD01		SPH.-	-	S219	022BS-38	49			Cabel S219 inner Shd daisy ch to Pin 06 at CVV side (A4)	HSJFP	75	121210 P28	001	
-	Cable S219 outer Shield									Cable S219 outer Shd con to Busbar (Faraday)					
-															
024	SPIRE PMW_JFETV2_B . B+		SPH.-	-	S220	022BS-38	50				HSJFP	75	121210 P28	003	
035	SPIRE PMW_JFETV2_B . B-		SPH.-	-	S220	022BS-38	50				HSJFP	75	121210 P28	022	
006	SPIRE PMW_JFETV2_B . SHD02		SPH.-	-	S220	022BS-38	50			Cabel S220 inner Shd daisy ch to Pin 06 at CVV side (A4)	HSJFP	75	121210 P28	021	
-	Cable S220 outer Shield									Cable S220 outer Shd con to Busbar (Faraday)					
-															
023	SPIRE PMW_JFETV3_B . B+		SPH.-	-	S221	022BS-38	51				HSJFP	75	121210 P28	023	
034	SPIRE PMW_JFETV3_B . B-		SPH.-	-	S221	022BS-38	51				HSJFP	75	121210 P28	005	
006	SPIRE PMW_JFETV3_B . SHD03		SPH.-	-	S221	022BS-38	51			Cabel S221 inner Shd daisy ch to Pin 06 at CVV side (A4)	HSJFP	75	121210 P28	004	
-	Cable S221 outer Shield									Cable S221 outer Shd con to Busbar (Faraday)					
-															
033	SPIRE PMW_JFETV4_B . B+		SPH.-	-	S222	022BS-38	52				HSJFP	75	121210 P28	006	
045	SPIRE PMW_JFETV4_B . B-		SPH.-	-	S222	022BS-38	52				HSJFP	75	121210 P28	025	
006	SPIRE PMW_JFETV4_B . SHD04		SPH.-	-	S222	022BS-38	52			Cabel S222 inner Shd daisy ch to Pin 06 at CVV side (A4)	HSJFP	75	121210 P28	024	
-	Cable S222 outer Shield									Cable S222 outer Shd con to Busbar (Faraday)					
-															
044	SPIRE PMW_Bias1/2_B . B+		SPG.-	-	S223	022BS-38	47				HSJFP	75	121210 P28	026	
056	SPIRE PMW_Bias1/2_B . B-		SPG.-	-	S223	022BS-38	47				HSJFP	75	121210 P28	008	
006	SPIRE PMW_Bias1/2_B . SHD05		SPG.-	-	S223	022BS-38	47			Cabel S223 inner Shd daisy ch to Pin 06 at CVV side (A4)	HSJFP	75	121210 P28	007	
-	Cable S223 outer Shield									Cable S223 outer Shd con to Busbar (Faraday)					
-															

Astrium GmbH	Pin Allocation List (Harness)	Doc.No.: HP-2-ASED-IC-0016
Project: HERSCHEL		Issue: 1.0 Date: 21.04.2004
		Sheet: PAL-9 (of 11)

Connector: 211121 J26 **Function:** UFThr 250.8° (SPIRE XS-03JFP25,26,27,28) **Conn.-Type:** 197-011P24-35P (Junct.)

Item: CVVUCR **Location:** 33 / CVV I/F CB Top PFM (CVVUCR) **Backshell:** 128/175_176_01_0A

EMC-Category: 2C/Sig H in Cryostat

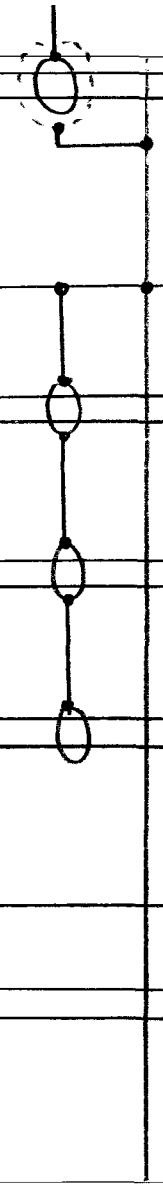

Pin	Signal Designation	Interface-Code Circuit	Signal	Pos.	Ch. ID	Wiring	Grouping: Shd	Cable	Twist	Comment	Target-Item	Location	Connector	Pin	New
022	SPIRE PMW_Bias3/4_B . B+		SPG.-	-	S224	022BS-38	48				HSJFP	75	121210 P28	027	
032	SPIRE PMW_Bias3/4_B . B-		SPG.-	-	S224	022BS-38	48				HSJFP	75	121210 P28	009	
006	SPIRE PMW_Bias3/4_B . SHD06		SPG.-	-	S224	022BS-38	48			Cabel S224 inner Shd daisy ch to Pin 06 at CVV side (A4)	HSJFP	75	121210 P28	028	
-	Cable S224 outer Shield									Cable S224 outer Shd con to Busbar (Faraday)					
-															
-															
065	SPIRE HTR_ GND B4		SPX.-	-	S439	010B0-30				Sum of Cable SHDs, not a Wire at J side PAGE 132 to be clarified !!	HSJFP	75	121210 P28	011	
-															
055	SPIRE PMW_Heater_B1 . B1+		SPJ.-	-	S226	021SS-38	53				HSJFP	75	121210 P28	029	
066	SPIRE PMW_Heater_B1 . B1-		SPJ.-	-	S226	021SS-38	53				HSJFP	75	121210 P28	010	
065	SPIRE PMW_Heater_B1 . SHD07		SPJ.-	-	S226	021SS-38	53			Cable Shd routed to Pin 65 at CVV side (routed as Gnd Wire D4)	HSJFP	75	121210 P28	011	
-															
067	SPIRE PMW_Heater_B2 . B2+		SPJ.-	-	S227	021SS-38	54				HSJFP	75	121210 P28	012	
078	SPIRE PMW_Heater_B2 . B2-		SPJ.-	-	S227	021SS-38	54				HSJFP	75	121210 P28	030	
065	SPIRE PMW_Heater_B2 . SHD08		SPJ.-	-	S227	021SS-38	54			Cable Shd routed to Pin 65 at CVV side (routed as Gnd Wire D4)	HSJFP	75	121210 P28	011	
-															
090	SPIRE PLW_Heater_B . B+		SPF.-	-	S228	021SS-38	46				HSJFP	75	121210 P28	013	
079	SPIRE PLW_Heater_B . B-		SPF.-	-	S228	021SS-38	46				HSJFP	75	121210 P28	031	
065	SPIRE PLW_Heater_B . SHD09		SPF.-	-	S228	021SS-38	46			Cable Shd routed to Pin 65 at CVV side (routed as Gnd Wire D4)	HSJFP	75	121210 P28	011	
-															
-															
091	SPIRE PLW_ GND C4		SPX.-	-	S440	010B0-30				GND Wire C4 con to Cable SHDs	HSJFP	75	121210 P28	019	
-															
070	SPIRE PLW_JFETV1_B . B+		SPE.-	-	S229	022BS-38	44				HSJFP	75	121210 P28	014	
081	SPIRE PLW_JFETV1_B . B-		SPE.-	-	S229	022BS-38	44				HSJFP	75	121210 P28	032	
091	SPIRE PLW_JFETV1_B . SHD10		SPE.-	-	S229	022BS-38	44			Cabel S229 inner Shd daisy ch to Pin 91 at CVV side (C4)	HSJFP	75	121210 P28	033	
-	Cable S229 outer Shield									Cable S229 outer Shd con to Busbar (Faraday)					
-															

Astrium GmbH	Pin Allocation List (Harness)	Doc.No.: HP-2-ASED-IC-0016
Project: HERSCHEL		Issue: 1.0 Date: 21.04.2004
		Sheet: PAL-10 (of 11)

Connector: 211121 J26 **Function:** UFThr 250.8° (SPIRE XS-03JFP25,26,27,28) **Conn.-Type:** 197-011P24-35P (Junct.)

Item: CVVUCR **Location:** 33 / CVV I/F CB Top PFM (CVVUCR) **Backshell:** 128/175_176_01_0A

EMC-Category: 2C/Sig H in Cryostat

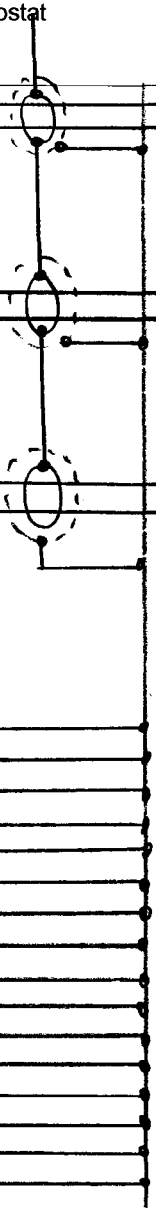

Pin	Signal Designation	Interface-Code Circuit	Signal	Pos.	Ch. ID	Wiring	Grouping: Shd	Cable	Twist	Comment	Target-Item	Location	Connector	Pin	New
069	SPIRE PLW_JFETV2_B . B+		SPE.-	-	S230	022BS-38	45				HSJFP	75	121210 P28	034	
080	SPIRE PLW_JFETV2_B . B-		SPE.-	-	S230	022BS-38	45				HSJFP	75	121210 P28	015	
091	SPIRE PLW_JFETV2_B . SHD11		SPE.-	-	S230	022BS-38	45			Cabel S230 inner Shd daisy ch to Pin 91 at CVV side (C4)	HSJFP	75	121210 P28	016	
-	Cable S230 outer Shield									Cable S230 outer Shd con to Busbar (Faraday)					
-															
068	SPIRE PLW_Bias1_B . B+		SPD.-	-	S231	022BS-38	42				HSJFP	75	121210 P28	017	
057	SPIRE PLW_Bias1_B . B-		SPD.-	-	S231	022BS-38	42				HSJFP	75	121210 P28	035	
091	SPIRE PLW_Bias1_B . SHD12		SPD.-	-	S231	022BS-38	42			Cabel S231 inner Shd daisy ch to Pin 91 at CVV side (C4)	HSJFP	75	121210 P28	036	
-	Cable S231 outer Shield									Cable S231 outer Shd con to Busbar (Faraday)					
-															
058	SPIRE PLW_Bias2_B . B+		SPD.-	-	S232	022BS-38	43				HSJFP	75	121210 P28	037	
046	SPIRE PLW_Bias2_B . B-		SPD.-	-	S232	022BS-38	43				HSJFP	75	121210 P28	018	
091	SPIRE PLW_Bias2_B . SHD13		SPD.-	-	S232	022BS-38	43			Cabel S232 inner Shd daisy ch to Pin 91 at CVV side (C4)	HSJFP	75	121210 P28	019	
-	Cable S232 outer Shield									Cable S232 outer Shd con to Busbar (Faraday)					
-															
-															
-															
002	Faraday Shd Pins			-						Connected to Busbar					
003	Faraday Shd Pins			-						Connected to Busbar					
004	Faraday Shd Pins			-						Connected to Busbar					
005	Faraday Shd Pins			-						Connected to Busbar					
007	Faraday Shd Pins			-						Connected to Busbar					
008	Faraday Shd Pins			-						Connected to Busbar					
015	Faraday Shd Pins			-						Connected to Busbar					
025	Faraday Shd Pins			-						Connected to Busbar					
047	Faraday Shd Pins			-						Connected to Busbar					
065	Faraday Shd Pins			-						Connected to Busbar					
082	Faraday Shd Pins			-						Connected to Busbar					
093	Faraday Shd Pins			-						Connected to Busbar					
094	Faraday Shd Pins			-						Connected to Busbar					
105	Faraday Shd Pins			-						Connected to Busbar					
114	Faraday Shd Pins			-						Connected to Busbar					
115	Faraday Shd Pins			-						Connected to Busbar					

Astrium GmbH	**Pin Allocation List** (Harness)	Doc.No.: HP-2-ASED-IC-0016
Project: HERSCHEL		Issue: 1.0 Date: 21.04.2004
		Sheet: PAL-11 (of 11)

Connector: 211121 J26 **Function:** UFThr 250.8° (SPIRE XS-03JFP25,26,27,28) **Conn.-Type:** 197-011P24-35P (Junct.)

Item: CVVUCR **Location:** 33 / CVV I/F CB Top PFM (CVVUCR) **Backshell:** 128/175_176_01_0A

EMC-Category: 2C/Sig H in Cryostat

Pin	Signal Designation	Interface-Code Circuit	Signal	Pos.	Ch. ID	Wiring	Grouping: Shd	Cable	Twist	Comment	Target-Item	Location	Connector	Pin	New
121	Faraday Shd Pins			-						Connected to Busbar					
122	Faraday Shd Pins			-						Connected to Busbar					
123	Faraday Shd Pins			-						Connected to Busbar					
124	Faraday Shd Pins			-						Connected to Busbar					
125	Faraday Shd Pins			-						Connected to Busbar					
126	Faraday Shd Pins			-						Connected to Busbar					
127	Faraday Shd Pins			-						Connected to Busbar					
-															
CH	Connector Housing									CH isolated from Faraday Shd					
-										No Overall Shd at Junction side					
-										Bundles isolated from S/C structure					

Astrium GmbH	**Pin Allocation List** (Harness)	Doc.No.: HP-2-ASED-IC-0016
Project: HERSCHEL		Issue: 1.0 Date: 21.04.2004
		Sheet: PAL-1 (of 8)

Connector: 211121 J22 **Function:** UFThr 193.0° (SPIRE XS-04JFP21,22,23,24) **Conn.-Type:** 197-011P24-35P (Junct.)

Item: CVVUCR **Location:** 33 / CVV I/F CB Top PFM (CVVUCR) **Backshell:** 128/175_176_01_0A

EMC-Category: 2C/Sig H in Cryostat

Pin	Signal Designation	Interface-Code Circuit	Signal	Pos.	Ch. ID	Wiring	Grouping: Shd	Cable	Twist	Comment	Target-Item	Location	Connector	Pin	New
036	SPIRE PMW B04 GND WIRE A1		SPX.-	-	S441	010B0-30				Con to Cable from P24 GND/Shds	HSJFP	75	121210 P24	013	
-															
026	SPIRE PMW Ch01 to 04 . 1+		SPB.-	-	S067	12AXD-38	1	A		PMW-F10	HSJFP	75	121210 P24	001	
037	SPIRE PMW Ch01 to 04 . 1-		SPB.-	-	S067	12AXD-38	1	A			HSJFP	75	121210 P24	014	
036	SPIRE PMW Ch01 to 04 . 1gnd		SPB.-	-	S067	12AXD-38	1	A		Daisy ch to Pin 36 (A1)	HSJFP	75	121210 P24	013	
-															
038	SPIRE PMW Ch01 to 04 . 2+		SPB.-	-	S067	12AXD-38	1	A		PMW-E11	HSJFP	75	121210 P24	002	
049	SPIRE PMW Ch01 to 04 . 2-		SPB.-	-	S067	12AXD-38	1	A			HSJFP	75	121210 P24	015	
036	SPIRE PMW Ch01 to 04 . 2gnd		SPB.-	-	S067	12AXD-38	1	A		Daisy ch to Pin 36 (A1)	HSJFP	75	121210 P24	013	
-															
048	SPIRE PMW Ch01 to 04 . 3+		SPB.-	-	S067	12AXD-38	1	A		PMW-G11	HSJFP	75	121210 P24	003	
060	SPIRE PMW Ch01 to 04 . 3-		SPB.-	-	S067	12AXD-38	1	A			HSJFP	75	121210 P24	016	
036	SPIRE PMW Ch01 to 04 . 3gnd		SPB.-	-	S067	12AXD-38	1	A		Daisy ch to Pin 36 (A1)	HSJFP	75	121210 P24	013	
-															
059	SPIRE PMW Ch01 to 04 . 4+		SPB.-	-	S067	12AXD-38	1	A		PMW-F11	HSJFP	75	121210 P24	004	
071	SPIRE PMW Ch01 to 04 . 4-		SPB.-	-	S067	12AXD-38	1	A			HSJFP	75	121210 P24	017	
036	SPIRE PMW Ch01 to 04 . 4gnd		SPB.-	-	S067	12AXD-38	1	A		Daisy ch to Pin 36 (A1)	HSJFP	75	121210 P24	013	
036	SPIRE PMW Ch01 to 04 . SHD01		SPB.-	-	S067	12AXD-38	1	A		Cable S067 inner Shd Daisy ch to Pin 36 (A1)	HSJFP	75	121210 P24	013	
-	Cable S067 12AXD Outer Shield									Cable S067 outer Shd con to Busbar (Faraday)					
-															
-															
050	SPIRE PMW Ch05 to 08 . 5+		SPB.-	-	S068	12AXD-38	2	B		PMW-E12	HSJFP	75	121210 P24	005	
061	SPIRE PMW Ch05 to 08 . 5-		SPB.-	-	S068	12AXD-38	2	B			HSJFP	75	121210 P24	018	
036	SPIRE PMW Ch05 to 08 . 5gnd		SPB.-	-	S068	12AXD-38	2	B		Daisy ch to Pin 36 (A1)	HSJFP	75	121210 P24	013	
-															
062	SPIRE PMW Ch05 to 08 . 6+		SPB.-	-	S068	12AXD-38	2	B		PMW-G12	HSJFP	75	121210 P24	006	
051	SPIRE PMW Ch05 to 08 . 6-		SPB.-	-	S068	12AXD-38	2	B			HSJFP	75	121210 P24	019	
036	SPIRE PMW Ch05 to 08 . 6gnd		SPB.-	-	S068	12AXD-38	2	B		Daisy ch to Pin 36 (A1)	HSJFP	75	121210 P24	013	
-															
063	SPIRE PMW Ch05 to 08 . 7+		SPB.-	-	S068	12AXD-38	2	B		PMW-F12	HSJFP	75	121210 P24	020	
075	SPIRE PMW Ch05 to 08 . 7-		SPB.-	-	S068	12AXD-38	2	B			HSJFP	75	121210 P24	007	
036	SPIRE PMW Ch05 to 08 . 7gnd		SPB.-	-	S068	12AXD-38	2	B		Daisy ch to Pin 36 (A1)	HSJFP	75	121210 P24	013	
-															
074	SPIRE PMW Ch05 to 08 . 8+		SPB.-	-	S068	12AXD-38	2	B		PMW-G13	HSJFP	75	121210 P24	021	
073	SPIRE PMW Ch05 to 08 . 8-		SPB.-	-	S068	12AXD-38	2	B			HSJFP	75	121210 P24	008	
036	SPIRE PMW Ch05 to 08 . 8gnd		SPB.-	-	S068	12AXD-38	2	B		Daisy ch to Pin 36 (A1)	HSJFP	75	121210 P24	013	

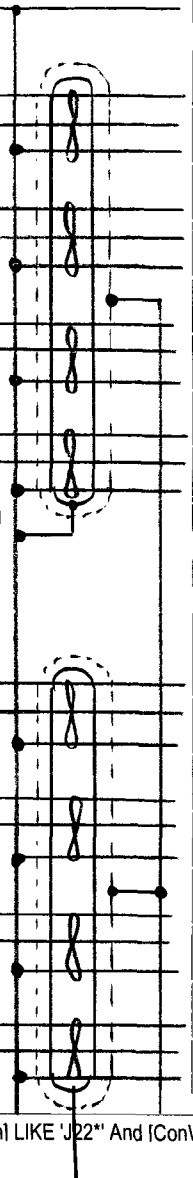

Astrium GmbH	Pin Allocation List (Harness)	Doc.No.: HP-2-ASED-IC-0016
Project: HERSCHEL		Issue: 1.0 Date: 21.04.2004
		Sheet: PAL-2 (of 8)

Connector: 211121 J22
Item: CVVUCR
EMC-Category: 2C/Sig H in Cryostat

Function: UFThr 193.0° (SPIRE XS-04JFP21,22,23,24)
Location: 33 / CVV I/F CB Top PFM (CVVUCR)

Conn.-Type: 197-011P24-35P (Junct.)
Backshell: 128/175_176_01_0A

Pin	Signal Designation	Interface-Code Circuit	Signal	Pos.	Ch. ID	Wiring	Grouping: Shd	Cable	Twist	Comment	Target-Item	Location	Connector	Pin	New
036	SPIRE PMW Ch05 to 08 . SHD02		SPB.-	-	S068	12AXD-38	2	B		Cable S068 inner Shd Daisy cch to Pin 36 (A1)	HSJFP	75	121210 P24	013	
-	Cable S068 12 AXD Outer Shield									Cable S068 outer Shd con to Busbar (Faraday)					
-															
-															
083	SPIRE PMW Ch09 to 12 . 9+		SPB.-	-	S069	12AXD-38	3	C		PMW-DK2	HSJFP	75	121210 P24	022	
072	SPIRE PMW Ch09 to 12 . 9-		SPB.-	-	S069	12AXD-38	3	C			HSJFP	75	121210 P24	009	
036	SPIRE PMW Ch09 to 12 . 9gnd		SPB.-	-	S069	12AXD-38	3	C		Daisy ch to Pin 36 (A1)	HSJFP	75	121210 P24	013	
-															
095	SPIRE PMW Ch09 to 12 . 10+		SPB.-	-	S069	12AXD-38	3	C		SPARE Channel	HSJFP	75	121210 P24	023	
084	SPIRE PMW Ch09 to 12 . 10-		SPB.-	-	S069	12AXD-38	3	C		SPARE Channel	HSJFP	75	121210 P24	010	
036	SPIRE PMW Ch09 to 12 . 10gnd		SPB.-	-	S069	12AXD-38	3	C		Daisy ch to Pin 36 (A1)	HSJFP	75	121210 P24	013	
-															
096	SPIRE PMW Ch09 to 12 . 11+		SPB.-	-	S069	12AXD-38	3	C		SPARE Channel	HSJFP	75	121210 P24	024	
085	SPIRE PMW Ch09 to 12 . 11-		SPB.-	-	S069	12AXD-38	3	C		SPARE Channel	HSJFP	75	121210 P24	011	
036	SPIRE PMW Ch09 to 12 . 11gnd		SPB.-	-	S069	12AXD-38	3	C		Daisy ch to Pin 36 (A1)	HSJFP	75	121210 P24	013	
-															
106	SPIRE PMW Ch09 to 12 . 12+		SPB.-	-	S069	12AXD-38	3	C		SPARE Channel	HSJFP	75	121210 P24	025	
107	SPIRE PMW Ch09 to 12 . 12-		SPB.-	-	S069	12AXD-38	3	C		SPARE Channel	HSJFP	75	121210 P24	012	
036	SPIRE PMW Ch09 to 12 . 12gnd		SPB.-	-	S069	12AXD-38	3	C		Daisy ch to Pin 36 (A1)	HSJFP	75	121210 P24	013	
036	SPIRE PMW Ch09 to 12 . SHD03		SPB.-	-	S069	12AXD-38	3	C		Cable S069 inner Shd Daisy ch to Pin 36 (A1)	HSJFP	75	121210 P24	013	
-	Cable S069 12 AXD Outer Shield									Cable S069 outer Shd con to Busbar (Faraday)					
-															
-															
-															
128	SPIRE PMW B04 GND Wire A2		SPX.-	-	S442	010B0-30				Con to Cable from P23 GND/Shds	HSJFP	75	121210 P23	013	
-															
086	SPIRE PMW Ch 13 to 16 . 13+		SPB.-	-	S072	12AXD-38	4	D		PMW-E7	HSJFP	75	121210 P23	001	
087	SPIRE PMW Ch 13 to 16 . 13-		SPB.-	-	S072	12AXD-38	4	D			HSJFP	75	121210 P23	014	
128	SPIRE PMW Ch 13 to 16 . 13gnd		SPB.-	-	S072	12AXD-38	4	D		Daisy ch to Pin 128 (A2)	HSJFP	75	121210 P23	013	
-															
097	SPIRE PMW Ch 13 to 16 . 14+		SPB.-	-	S072	12AXD-38	4	D		PMW-D7	HSJFP	75	121210 P23	002	
098	SPIRE PMW Ch 13 to 16 . 14-		SPB.-	-	S072	12AXD-38	4	D			HSJFP	75	121210 P23	015	
128	SPIRE PMW Ch 13 to 16 . 14gnd		SPB.-	-	S072	12AXD-38	4	D		Daisy ch to Pin 128 (A2)	HSJFP	75	121210 P23	013	
-															

Astrium GmbH	**Pin Allocation List** (Harness)	Doc.No.: HP-2-ASED-IC-0016
Project: HERSCHEL		Issue: 1.0 Date: 21.04.2004
		Sheet: PAL-3 (of 8)

Connector: 211121 J22 **Function:** UFThr 193.0° (SPIRE XS-04JFP21,22,23,24) **Conn.-Type:** 197-011P24-35P (Junct.)

Item: CVVUCR **Location:** 33 / CVV I/F CB Top PFM (CVVUCR) **Backshell:** 128/175_176_01_0A

EMC-Category: 2C/Sig H in Cryostat

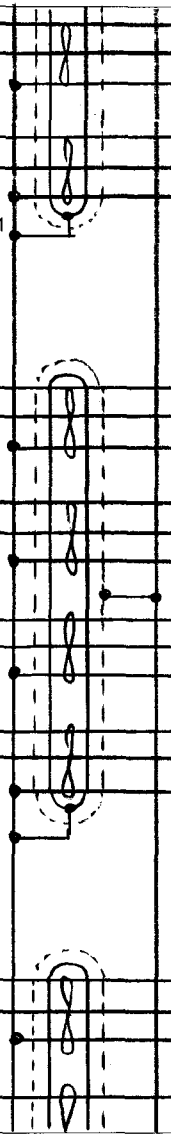

Pin	Signal Designation	Interface-Code Circuit	Signal	Pos.	Ch. ID	Wiring	Grouping: Shd	Cable	Twist	Comment	Target-Item	Location	Connector	Pin	New
108	SPIRE PMW Ch 13 to 16 . 15+		SPB.-	-	S072	12AXD-38	4	D		PMW-F7	HSJFP	75	121210 P23	003	
109	SPIRE PMW Ch 13 to 16 . 15-		SPB.-	-	S072	12AXD-38	4	D			HSJFP	75	121210 P23	016	
128	SPIRE PMW Ch 13 to 16 . 15gnd		SPB.-	-	S072	12AXD-38	4	D		Daisy ch to Pin 128 (A2)	HSJFP	75	121210 P23	013	
-															
116	SPIRE PMW Ch 13 to 16 . 16+		SPB.-	-	S072	12AXD-38	4	D		PMW-E8	HSJFP	75	121210 P23	004	
117	SPIRE PMW Ch 13 to 16 . 16-		SPB.-	-	S072	12AXD-38	4	D			HSJFP	75	121210 P23	017	
128	SPIRE PMW Ch 13 to 16 . 16gnd		SPB.-	-	S072	12AXD-38	4	D		Daisy ch to Pin 128 (A2)	HSJFP	75	121210 P23	013	
128	SPIRE PMW Ch 13 to 16 . SHD01		SPB.-	-	S072	12AXD-38	4	D		Cable S072 inner Shd daisy ch to Pin 128 (A2)	HSJFP	75	121210 P23	013	
-	Cable S072 12 AXD Outer Shield									Cable S072 outer Shd con to Busbar (Faraday)					
-															
-															
055	SPIRE PMW Ch17 to 19 . 17+		SPB.-	-	S073	12AXD-38	5	E		PMW-G8	HSJFP	75	121210 P23	005	
066	SPIRE PMW Ch17 to 19 . 17-		SPB.-	-	S073	12AXD-38	5	E			HSJFP	75	121210 P23	018	
128	SPIRE PMW Ch17 to 19 . 17gnd		SPB.-	-	S073	12AXD-38	5	E		Daisy ch to Pin 128 (A2)	HSJFP	75	121210 P23	013	
-															
067	SPIRE PMW Ch17 to 19 . 18+		SPB.-	-	S073	12AXD-38	5	E		PMW-F8	HSJFP	75	121210 P23	006	
078	SPIRE PMW Ch17 to 19 . 18-		SPB.-	-	S073	12AXD-38	5	E			HSJFP	75	121210 P23	019	
128	SPIRE PMW Ch17 to 19 . 18gnd		SPB.-	-	S073	12AXD-38	5	E		Daisy ch to Pin 128 (A2)	HSJFP	75	121210 P23	013	
-															
076	SPIRE PMW Ch17 to 19 . 19+		SPB.-	-	S073	12AXD-38	5	E		PMW-E9	HSJFP	75	121210 P23	020	
077	SPIRE PMW Ch17 to 19 . 19-		SPB.-	-	S073	12AXD-38	5	E			HSJFP	75	121210 P23	007	
128	SPIRE PMW Ch17 to 19 . 19gnd		SPB.-	-	S073	12AXD-38	5	E		Daisy ch to Pin 128 (A2)	HSJFP	75	121210 P23	013	
-															
088	SPIRE PMW Ch 20 . 20+		SPB.-	-	S73A	12AXD-38	5	E		PMW-G9	HSJFP	75	121210 P23	021	
089	SPIRE PMW Ch 20 . 20-		SPB.-	-	S73A	12AXD-38	5	E			HSJFP	75	121210 P23	008	
128	SPIRE PMW Ch 20 . 20gnd		SPB.-	-	S73A	12AXD-38	5	E		Daisy ch to Pin 128 (A2)	HSJFP	75	121210 P23	013	
128	SPIRE PMW Ch17 to 19 . SHD02		SPB.-	-	S073	12AXD-38	5	E		Cable S073 inner Shd daisy ch to Pin 128 (A2)	HSJFP	75	121210 P23	013	
-	Cable S073 12 AXD Outer Shield									Cable S063 outer Shd con to Busbar (Faraday)					
-															
-															
099	SPIRE PMW Ch21 to 24 . 21+		SPB.-	-	S074	12AXD-38	6	F		PMW-D9	HSJFP	75	121210 P23	022	
100	SPIRE PMW Ch21 to 24 . 21-		SPB.-	-	S074	12AXD-38	6	F			HSJFP	75	121210 P23	009	
128	SPIRE PMW Ch21 to 24 . 21gnd		SPB.-	-	S074	12AXD-38	6	F		Daisy ch to Pin 128 (A2)	HSJFP	75	121210 P23	013	
-															
110	SPIRE PMW Ch21 to 24 . 22+		SPB.-	-	S074	12AXD-38	6	F		PMW-F9	HSJFP	75	121210 P23	023	

Pin Allocation List

(Harness)

Connector: 211121 J22
Item: CVVUCR
EMC-Category: 2C/Sig H in Cryostat

Function: UFThr 193.0° (SPIRE XS-04JFP21,22,23,24)
Location: 33 / CVV I/F CB Top PFM (CVVUCR)

Conn.-Type: 197-011P24-35P (Junct.)
Backshell: 128/175_176_01_0A



Pin	Signal Designation	Interface-Code Circuit	Signal	Pos.	Ch. ID	Wiring	Grouping: Shd	Cable	Twist	Comment	Target-Item	Location	Connector	Pin	New
111	SPIRE PMW Ch21 to 24 . 22-		SPB.-	-	S074	12AXD-38	6	F			HSJFP	75	121210 P23	010	
128	SPIRE PMW Ch21 to 24 . 22gnd		SPB.-	-	S074	12AXD-38	6	F		Daisy ch to Pin 128 (A2)	HSJFP	75	121210 P23	013	
-															
118	SPIRE PMW Ch21 to 24 . 23+		SPB.-	-	S074	12AXD-38	6	F		PMW-E10	HSJFP	75	121210 P23	024	
119	SPIRE PMW Ch21 to 24 . 23-		SPB.-	-	S074	12AXD-38	6	F			HSJFP	75	121210 P23	011	
128	SPIRE PMW Ch21 to 24 . 23gnd		SPB.-	-	S074	12AXD-38	6	F		Daisy ch to Pin 128 (A2)	HSJFP	75	121210 P23	013	
-															
112	SPIRE PMW Ch21 to 24 . 24+		SPB.-	-	S074	12AXD-38	6	F		PMW-G10	HSJFP	75	121210 P23	025	
120	SPIRE PMW Ch21 to 24 . 24-		SPB.-	-	S074	12AXD-38	6	F			HSJFP	75	121210 P23	012	
128	SPIRE PMW Ch21 to 24 . 24gnd		SPB.-	-	S074	12AXD-38	6	F		Daisy ch to Pin 128 (A2)	HSJFP	75	121210 P23	013	
128	SPIRE PMW Ch21 to 24 . SHD03		SPB.-	-	S074	12AXD-38	6	F		Cable S074 inner Shd daisy ch to Pin 128 (A2)	HSJFP	75	121210 P23	013	
-	Cable S074 12 AXD Outer Shield									Cable S074 outer Shd con to Busbar (Faraday)					
-															
-															
-															
047	SPIRE PMW B04 GND Wire A3		SPX.-	-	S443	010B0-30				Con to Cable from P22 GND /Shds	HSJFP	75	121210 P22	13	
-															
090	SPIRE PMW Ch25 to 28 . 25+		SPB.-	-	S076	12AXD-38	8	G		PMW-C4	HSJFP	75	121210 P22	001	
079	SPIRE PMW Ch25 to 28 . 25-		SPB.-	-	S076	12AXD-38	8	G			HSJFP	75	121210 P22	014	
047	SPIRE PMW Ch25 to 28 . 25gnd		SPB.-	-	S076	12AXD-38	8	G		Daisy ch to Pin 47 (A3)	HSJFP	75	121210 P22	013	
-															
102	SPIRE PMW Ch25 to 28 . 26+		SPB.-	-	S076	12AXD-38	8	G		PMW-B3	HSJFP	75	121210 P22	002	
101	SPIRE PMW Ch25 to 28 . 26-		SPB.-	-	S076	12AXD-38	8	G			HSJFP	75	121210 P22	015	
047	SPIRE PMW Ch25 to 28 . 26gnd		SPB.-	-	S076	12AXD-38	8	G		Daisy ch to Pin 47 (A3)	HSJFP	75	121210 P22	013	
-															
092	SPIRE PMW Ch25 to 28 . 27+		SPB.-	-	S076	12AXD-38	8	G		PMW-C3	HSJFP	75	121210 P22	003	
091	SPIRE PMW Ch25 to 28 . 27-		SPB.-	-	S076	12AXD-38	8	G			HSJFP	75	121210 P22	016	
047	SPIRE PMW Ch25 to 28 . 27gnd		SPB.-	-	S076	12AXD-38	8	G		Daisy ch to Pin 47 (A3)	HSJFP	75	121210 P22	013	
-															
103	SPIRE PMW Ch25 to 28 . 28+		SPB.-	-	S076	12AXD-38	8	G		PMW-B2	HSJFP	75	121210 P22	004	
113	SPIRE PMW Ch25 to 28 . 28-		SPB.-	-	S076	12AXD-38	8	G			HSJFP	75	121210 P22	017	
047	SPIRE PMW Ch25 to 28 . 28gnd		SPB.-	-	S076	12AXD-38	8	G		Daisy ch to Pin 47 (A3)	HSJFP	75	121210 P22	013	
047	SPIRE PMW Ch25 to 28 . SHD01		SPB.-	-	S076	12AXD-38	8	G		Cable S076 inner Shd daisy ch to Pin 47 (A3)	HSJFP	75	121210 P22	013	
-	Cable S076 12 AXD Outer Shield									Cable S076 outer Shd con to Busbar (Faraday)					

Pin Allocation List

(Harness)

Connector: 211121 J22
Item: CVVUCR
EMC-Category: 2C/Sig H in Cryostat

Function: UFThr 193.0° (SPIRE XS-04JFP21,22,23,24)
Location: 33 / CVV I/F CB Top PFM (CVVUCR)

Conn.-Type: 197-011P24-35P (Junct.)
Backshell: 128/175_176_01_0A

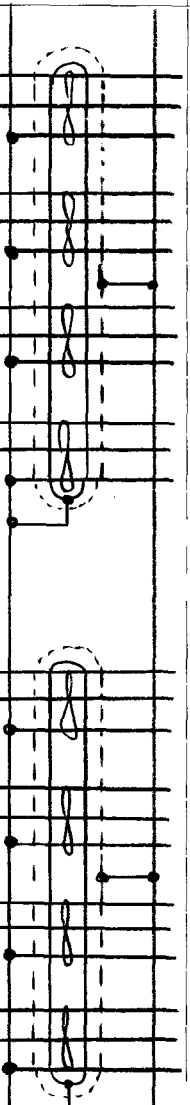

Pin	Signal Designation	Interface-Code Circuit	Signal	Pos.	Ch. ID	Wiring	Grouping: Shd	Cable	Twist	Comment	Target-Item	Location	Connector	Pin	New
-															
-															
058	SPIRE PMW Ch29 to 32 . 29+		SPB.-	-	S077	12AXD-38	9	H		PMW-D2	HSJFP	75	121210 P22	005	
046	SPIRE PMW Ch29 to 32 . 29-		SPB.-	-	S077	12AXD-38	9	H			HSJFP	75	121210 P22	018	
047	SPIRE PMW Ch29 to 32 . 29gnd		SPB.-	-	S077	12AXD-38	9	H		Daisy ch to Pin 47 (A3)	HSJFP	75	121210 P22	013	
-															
068	SPIRE PMW Ch29 to 32 . 30+		SPB.-	-	S077	12AXD-38	9	H		PMW-A3	HSJFP	75	121210 P22	006	
057	SPIRE PMW Ch29 to 32 . 30-		SPB.-	-	S077	12AXD-38	9	H			HSJFP	75	121210 P22	019	
047	SPIRE PMW Ch29 to 32 . 30gnd		SPB.-	-	S077	12AXD-38	9	H		Daisy ch to Pin 47 (A3)	HSJFP	75	121210 P22	013	
-															
069	SPIRE PMW Ch29 to 32 . 31+		SPB.-	-	S077	12AXD-38	9	H		PMW-A2	HSJFP	75	121210 P22	020	
080	SPIRE PMW Ch29 to 32 . 31-		SPB.-	-	S077	12AXD-38	9	H			HSJFP	75	121210 P22	007	
047	SPIRE PMW Ch29 to 32 . 31gnd		SPB.-	-	S077	12AXD-38	9	H		Daisy ch to Pin 47 (A3)	HSJFP	75	121210 P22	013	
-															
070	SPIRE PMW Ch29 to 32 . 32+		SPB.-	-	S077	12AXD-38	9	H		PMW-C2	HSJFP	75	121210 P22	021	
081	SPIRE PMW Ch29 to 32 . 32-		SPB.-	-	S077	12AXD-38	9	H			HSJFP	75	121210 P22	008	
047	SPIRE PMW Ch29 to 32 . 32gnd		SPB.-	-	S077	12AXD-38	9	H		Daisy ch to Pin 47 (A3)	HSJFP	75	121210 P22	013	
047	SPIRE PMW Ch29 to 32 . SHD02		SPB.-	-	S077	12AXD-38	9	H		Cable S077 inner Shd daisy ch to Pin 47 (A3)	HSJFP	75	121210 P22	013	
-	Cable S077 12 AXD Outer Shield									Cable S077 outer Shd con to Busbar (Faraday)					
-															
-															
023	SPIRE PMW Ch33 to 35 . 33+		SPB.-	-	S078	12AXD-38	10	I		PMW-B1	HSJFP	75	121210 P22	022	
034	SPIRE PMW Ch33 to 35 . 33-		SPB.-	-	S078	12AXD-38	10	I			HSJFP	75	121210 P22	009	
047	SPIRE PMW Ch33 to 35 . 33gnd		SPB.-	-	S078	12AXD-38	10	I		Daisy ch to Pin 47 (A3)	HSJFP	75	121210 P22	013	
-															
033	SPIRE PMW Ch33 to 35 . 34+		SPB.-	-	S078	12AXD-38	10	I		PMW-A1	HSJFP	75	121210 P22	023	
045	SPIRE PMW Ch33 to 35 . 34-		SPB.-	-	S078	12AXD-38	10	I			HSJFP	75	121210 P22	010	
047	SPIRE PMW Ch33 to 35 . 34gnd		SPB.-	-	S078	12AXD-38	10	I		Daisy ch to Pin 47 (A3)	HSJFP	75	121210 P22	013	
-															
044	SPIRE PMW Ch33 to 35 . 35+		SPB.-	-	S078	12AXD-38	10	I		PMW-DK1	HSJFP	75	121210 P22	024	
056	SPIRE PMW Ch33 to 35 . 35-		SPB.-	-	S078	12AXD-38	10	I			HSJFP	75	121210 P22	011	
047	SPIRE PMW Ch33 to 35 . 35gnd		SPB.-	-	S078	12AXD-38	10	I		Daisy ch to Pin 47 (A3)	HSJFP	75	121210 P22	013	
-															
022	SPIRE PMW Ch36 . 36+		SPB.-	-	S78A	12AXD-38	10	I		PMW-C1	HSJFP	75	121210 P22	025	
032	SPIRE PMW Ch36 . 36-		SPB.-	-	S78A	12AXD-38	10	I			HSJFP	75	121210 P22	012	
047	SPIRE PMW Ch36 . 36gnd		SPB.-	-	S78A	12AXD-38	10	I		Daisy ch to Pin 47 (A3)	HSJFP	75	121210 P22	013	

Astrium GmbH	**Pin Allocation List** (Harness)	Doc.No.: HP-2-ASED-IC-0016
Project: HERSCHEL		Issue: 1.0 Date: 21.04.2004
		Sheet: PAL-6 (of 8)

Connector: 211121 J22 **Function:** UFThr 193.0° (SPIRE XS-04JFP21,22,23,24) **Conn.-Type:** 197-011P24-35P (Junct.)

Item: CVVUCR **Location:** 33 / CVV I/F CB Top PFM (CVVUCR) **Backshell:** 128/175_176_01_0A

EMC-Category: 2C/Sig H in Cryostat

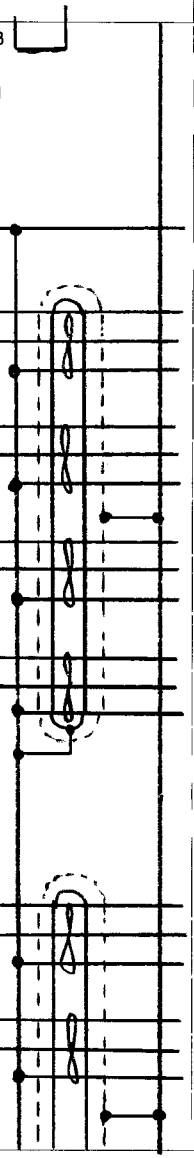

Pin	Signal Designation	Interface-Code Circuit	Signal	Pos.	Ch. ID	Wiring	Grouping: Shd	Cable	Twist	Comment	Target-Item	Location	Connector	Pin	New
047	SPIRE PMW Ch33 to 35 . SHD03		SPB.-	-	S078	12AXD-38	10	I		Cable S078 inner Shd daisy ch to Pin 47 (A3)	HSJFP	75	121210 P22		
-	Cable S078 12 AXD Outer Shield									Cable S078 outer Shd con to Busbar (Faraday)					
-															
-															
-															
004	SPIRE PMW B04 GND Wire A4		SPX.-	-	S444	010B0-30				Con to Cable from P21 GND/Shds	HSJFP	75	121210 P21	13	
-															
013	SPIRE PMW Ch37 to 40 . 37+		SPB.-	-	S083	12AXD-38	12	J		PMW-A7	HSJFP	75	121210 P21	001	
012	SPIRE PMW Ch37 to 40 . 37-		SPB.-	-	S083	12AXD-38	12	J			HSJFP	75	121210 P21	014	
004	SPIRE PMW Ch37 to 40 . 37gnd		SPB.-	-	S083	12AXD-38	12	J		Daisy ch to Pin 004 (A4)	HSJFP	75	121210 P21	013	
-															
021	SPIRE PMW Ch37 to 40 . 38+		SPB.-	-	S083	12AXD-38	12	J		PMW-A6	HSJFP	75	121210 P21	002	
020	SPIRE PMW Ch37 to 40 . 38-		SPB.-	-	S083	12AXD-38	12	J			HSJFP	75	121210 P21	015	
004	SPIRE PMW Ch37 to 40 . 38gnd		SPB.-	-	S083	12AXD-38	12	J		Daisy ch to Pin 004 (A4)	HSJFP	75	121210 P21	013	
-															
031	SPIRE PMW Ch37 to 40 . 39+		SPB.-	-	S083	12AXD-38	12	J		PMW-B6	HSJFP	75	121210 P21	003	
043	SPIRE PMW Ch37 to 40 . 39-		SPB.-	-	S083	12AXD-38	12	J			HSJFP	75	121210 P21	016	
004	SPIRE PMW Ch37 to 40 . 39gnd		SPB.-	-	S083	12AXD-38	12	J		Daisy ch to Pin 004 (A4)	HSJFP	75	121210 P21	013	
-															
042	SPIRE PMW Ch37 to 40 . 40+		SPB.-	-	S083	12AXD-38	12	J		PMW-C7	HSJFP	75	121210 P21	004	
054	SPIRE PMW Ch37 to 40 . 40-		SPB.-	-	S083	12AXD-38	12	J			HSJFP	75	121210 P21	017	
004	SPIRE PMW Ch37 to 40 . 40gnd		SPB.-	-	S083	12AXD-38	12	J		Daisy ch to Pin 004 (A4)	HSJFP	75	121210 P21	013	
004	SPIRE PMW Ch37 to 40 . SHD01		SPB.-	-	S083	12AXD-38	12	J		Cable S083 inner Shd daisy ch to Pin 004 (A4)	HSJFP	75	121210 P21	013	
-	Cable S083 12 AXD Outer Shield									Cable S083 outer Shd con to Busbar (Faraday)					
-															
-															
010	SPIRE PMW Ch41 to 44 . 41+		SPB.-	-	S081	12AXD-38	13	K		PMW-A5	HSJFP	75	121210 P21	005	
011	SPIRE PMW Ch41 to 44 . 41-		SPB.-	-	S081	12AXD-38	13	K			HSJFP	75	121210 P21	018	
004	SPIRE PMW Ch41 to 44 . 41gnd		SPB.-	-	S081	12AXD-38	13	K		Daisy ch to Pin 004 (A4)	HSJFP	75	121210 P21	013	
-															
019	SPIRE PMW Ch41 to 44 . 42+		SPB.-	-	S081	12AXD-38	13	K		PMW-B5	HSJFP	75	121210 P21	006	
029	SPIRE PMW Ch41 to 44 . 42-		SPB.-	-	S081	12AXD-38	13	K			HSJFP	75	121210 P21	019	
004	SPIRE PMW Ch41 to 44 . 42gnd		SPB.-	-	S081	12AXD-38	13	K		Daisy ch to Pin 004 (A4)	HSJFP	75	121210 P21	013	
-															

Astrium GmbH	**Pin Allocation List** (Harness)	Doc.No.: HP-2-ASED-IC-0016
Project: HERSCHEL		Issue: 1.0 Date: 21.04.2004
		Sheet: PAL-7 (of 8)

Connector: 211121 J22 **Function:** UFThr 193.0° (SPIRE XS-04JFP21,22,23,24) **Conn.-Type:** 197-011P24-35P (Junct.)

Item: CVVUCR **Location:** 33 / CVV I/F CB Top PFM (CVVUCR) **Backshell:** 128/175_176_01_0A

EMC-Category: 2C/Sig H in Cryostat

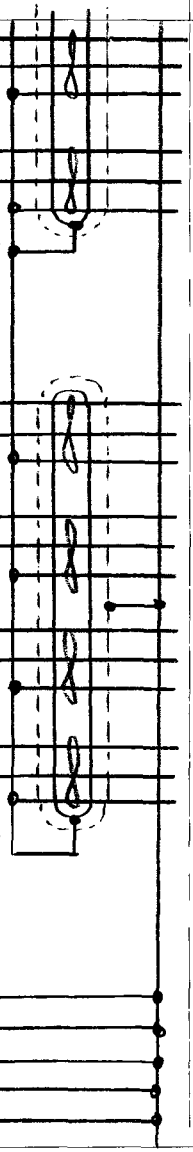

Pin	Signal Designation	Interface-Code Circuit	Signal	Pos.	Ch. ID	Wiring	Grouping: Shd	Cable	Twist	Comment	Target-Item	Location	Connector	Pin	New
041	SPIRE PMW Ch41 to 44 . 43+		SPB.-	-	S081	12AXD-38	13	K		PMW-C6	HSJFP	75	121210 P21	020	
030	SPIRE PMW Ch41 to 44 . 43-		SPB.-	-	S081	12AXD-38	13	K			HSJFP	75	121210 P21	007	
004	SPIRE PMW Ch41 to 44 . 43gnd		SPB.-	-	S081	12AXD-38	13	K		Daisy ch to Pin 004 (A4)	HSJFP	75	121210 P21	013	
-															
053	SPIRE PMW Ch41 to 44 . 44+		SPB.-	-	S081	12AXD-38	13	K		PMW-D6	HSJFP	75	121210 P21	021	
052	SPIRE PMW Ch41 to 44 . 44-		SPB.-	-	S081	12AXD-38	13	K			HSJFP	75	121210 P21	008	
004	SPIRE PMW Ch41 to 44 . 44gnd		SPB.-	-	S081	12AXD-38	13	K		Daisy ch to Pin 004 (A4)	HSJFP	75	121210 P21	013	
004	SPIRE PMW Ch41 to 44 . SHD02		SPB.-	-	S081	12AXD-38	13	K		Cable S081 inner Shd daisy ch to Pin 004 (A4)	HSJFP	75	121210 P21	013	
-	Cable S081 12 AXD Outer Shield									Cable S081 outer Shd con to Busbar (Faraday)					
-															
-															
009	SPIRE PMW Ch45 to 48 . 45+		SPB.-	-	S082	12AXD-38	14	L		PMW-B4	HSJFP	75	121210 P21	022	
017	SPIRE PMW Ch45 to 48 . 45-		SPB.-	-	S082	12AXD-38	14	L			HSJFP	75	121210 P21	009	
004	SPIRE PMW Ch45 to 48 . 45gnd		SPB.-	-	S082	12AXD-38	14	L		Daisy ch to Pin 004 (A4)	HSJFP	75	121210 P21	013	
-															
018	SPIRE PMW Ch45 to 48 . 46+		SPB.-	-	S082	12AXD-38	14	L		PMW-C5	HSJFP	75	121210 P21	023	
028	SPIRE PMW Ch45 to 48 . 46-		SPB.-	-	S082	12AXD-38	14	L			HSJFP	75	121210 P21	010	
004	SPIRE PMW Ch45 to 48 . 46gnd		SPB.-	-	S082	12AXD-38	14	L		Daisy ch to Pin 004 (A4)	HSJFP	75	121210 P21	013	
-															
016	SPIRE PMW Ch45 to 48 . 47+		SPB.-	-	S082	12AXD-38	14	L		PMW-D4	HSJFP	75	121210 P21	024	
027	SPIRE PMW Ch45 to 48 . 47-		SPB.-	-	S082	12AXD-38	14	L			HSJFP	75	121210 P21	011	
004	SPIRE PMW Ch45 to 48 . 47gnd		SPB.-	-	S082	12AXD-38	14	L		Daisy ch to Pin 004 (A4)	HSJFP	75	121210 P21	013	
-															
040	SPIRE PMW Ch45 to 48 . 48+		SPB.-	-	S082	12AXD-38	14	L		PMW-A4	HSJFP	75	121210 P21	025	
039	SPIRE PMW Ch45 to 48 . 48-		SPB.-	-	S082	12AXD-38	14	L			HSJFP	75	121210 P21	012	
004	SPIRE PMW Ch45 to 48 . 48gnd		SPB.-	-	S082	12AXD-38	14	L		Daisy ch to Pin 004 (A4)	HSJFP	75	121210 P21	013	
004	SPIRE PMW Ch45 to 48 . SHD03		SPB.-	-	S082	12AXD-38	14	L		Cable S082 inner Shd Daisy ch to Pin 004 (A4)	HSJFP	75	121210 P21	013	
-	Cable S082 12 AXD Outer Shield									Cable S082 outer Shd con to Busbar (Faraday)					
-															
-															
001	Faraday Pins									Concected to Busbar					
002	Faraday Pins									Concected to Busbar					
003	Faraday Pins									Concected to Busbar					
005	Faraday Pins									Concected to Busbar					
006	Faraday Pins									Concected to Busbar					

Astrium GmbH	**Pin Allocation List** (Harness)	Doc.No.: HP-2-ASED-IC-0016
Project: HERSCHEL		Issue: 1.0 Date: 21.04.2004
		Sheet: PAL-8 (of 8)

Connector: 211121 J22 **Function:** UFThr 193.0° (SPIRE XS-04JFP21,22,23,24) **Conn.-Type:** 197-011P24-35P (Junct.)

Item: CVVUCR **Location:** 33 / CVV I/F CB Top PFM (CVVUCR) **Backshell:** 128/175_176_01_0A

EMC-Category: 2C/Sig H in Cryostat

Pin	Signal Designation	Interface-Code Circuit	Signal	Pos.	Ch. ID	Wiring	Grouping: Shd	Cable	Twist	Comment	Target-Item	Location	Connector	Pin	New
007	Faraday Pins									Concected to Busbar					
008	Faraday Pins									Concected to Busbar					
014	Faraday Pins									Concected to Busbar					
015	Faraday Pins									Concected to Busbar					
024	Faraday Pins									Concected to Busbar					
025	Faraday Pins									Concected to Busbar					
035	Faraday Pins									Concected to Busbar					
082	Faraday Pins									Concected to Busbar					
093	Faraday Pins									Concected to Busbar					
094	Faraday Pins									Concected to Busbar					
104	Faraday Pins									Concected to Busbar					
105	Faraday Pins									Concected to Busbar					
114	Faraday Pins									Concected to Busbar					
115	Faraday Pins									Concected to Busbar					
121	Faraday Pins									Concected to Busbar					
122	Faraday Pins									Concected to Busbar					
123	Faraday Pins									Concected to Busbar					
124	Faraday Pins									Concected to Busbar					
125	Faraday Pins									Concected to Busbar					
126	Faraday Pins									Concected to Busbar					
127	Faraday Pins									Concected to Busbar					
-															
CH	Connector Housing									CH isolated from Faraday Shd					
-										No Overall Shd at Junction side					
-										Bundles isolated from S/C structure					

Astrium GmbH		Doc.No.: HP-2-ASED-IC-0016
Project: HERSCHEL	For wiring Schematic see SIH-CS-04 CVVUCR J22	Issue: 1.0 Date: 21.04.2004
	Pin Allocation List (Harness)	Sheet: PAL-1 (of 8)

Connector: 211121 J23 **Function:** UFThr 199.2° (SPIRE XS-05JFP17,18,19,20) **Conn.-Type:** 197-011P24-35P (Junct.)

Item: CVVUCR **Location:** 33 / CVV I/F CB Top PFM (CVVUCR) **Backshell:** 128/175_176_01_0A

EMC-Category: 2C/Sig H in Cryostat

		Interface-Code				Grouping:								
Pin	**Signal Designation**	**Circuit**	**Signal**	**Pos.**	**Ch. ID**	**Wiring**	**Shd**	**Cable**	**Twist**	**Comment**	**Target-Item**	**Location**	**Connector**	**Pin**	**New**
036	SPIRE PMW B05 GND WIRE A1		SPX.-	-	S451	010B0-30				Con to Cable from P17 GND/Shds	HSJFP	75	121210 P17	013	
-															
026	SPIRE PMW Ch01-04 . 1+		SPB.-	-	S085	12AXD-38	1	A		PMW-A13	HSJFP	75	121210 P17	001	
037	SPIRE PMW Ch01-04 . 1-		SPB.-	-	S085	12AXD-38	1	A			HSJFP	75	121210 P17	014	
036	SPIRE PMW Ch01-04 . 1gnd		SPB.-	-	S085	12AXD-38	1	A		Daisy ch to Pin 36 (A1)	HSJFP	75	121210 P17	013	
-															
038	SPIRE PMW Ch01-04 . 2+		SPB.-	-	S085	12AXD-38	1	A		PMW-T1	HSJFP	75	121210 P17	002	
049	SPIRE PMW Ch01-04 . 2-		SPB.-	-	S085	12AXD-38	1	A			HSJFP	75	121210 P17	015	
036	SPIRE PMW Ch01-04 . 2gnd		SPB.-	-	S085	12AXD-38	1	A		Daisy ch to Pin 36 (A1)	HSJFP	75	121210 P17	013	
-															
048	SPIRE PMW Ch01-04 . 3+		SPB.-	-	S085	12AXD-38	1	A		PMW-B12	HSJFP	75	121210 P17	003	
060	SPIRE PMW Ch01-04 . 3-		SPB.-	-	S085	12AXD-38	1	A			HSJFP	75	121210 P17	016	
036	SPIRE PMW Ch01-04 . 3gnd		SPB.-	-	S085	12AXD-38	1	A		Daisy ch to Pin 36 (A1)	HSJFP	75	121210 P17	013	
-															
059	SPIRE PMW Ch01-04 . 4+		SPB.-	-	S085	12AXD-38	1	A		PMW-C13	HSJFP	75	121210 P17	004	
071	SPIRE PMW Ch01-04 . 4-		SPB.-	-	S085	12AXD-38	1	A			HSJFP	75	121210 P17	017	
036	SPIRE PMW Ch01-04 . 4gnd		SPB.-	-	S085	12AXD-38	1	A		Daisy ch to Pin 36 (A1)	HSJFP	75	121210 P17	013	
036	SPIRE PMW Ch01-04 . SHD01		SPB.-	-	S085	12AXD-38	1	A		Cable S085 inner Shd daisy ch to Pin 36 (A1)	HSJFP	75	121210 P17	013	
-	Cable S085 outer Shield									Cable S085 outer Shd con to Busbar (Faraday)					
-															
-															
050	SPIRE PMW Ch05-08 . 5+		SPB.-	-	S086	12AXD-38	2	B		PMW-A12	HSJFP	75	121210 P17	005	
061	SPIRE PMW Ch05-08 . 5-		SPB.-	-	S086	12AXD-38	2	B			HSJFP	75	121210 P17	018	
036	SPIRE PMW Ch05-08 . 5gnd		SPB.-	-	S086	12AXD-38	2	B		Daisy ch to Pin 36 (A1)	HSJFP	75	121210 P17	013	
-															
062	SPIRE PMW Ch05-08 . 6+		SPB.-	-	S086	12AXD-38	2	B		PMW-D12	HSJFP	75	121210 P17	006	
051	SPIRE PMW Ch05-08 . 6-		SPB.-	-	S086	12AXD-38	2	B			HSJFP	75	121210 P17	019	
036	SPIRE PMW Ch05-08 . 6gnd		SPB.-	-	S086	12AXD-38	2	B		Daisy ch to Pin 36 (A1)	HSJFP	75	121210 P17	013	
-															
063	SPIRE PMW Ch05-08 . 7+		SPB.-	-	S086	12AXD-38	2	B		PMW-C12	HSJFP	75	121210 P17	020	
075	SPIRE PMW Ch05-08 . 7-		SPB.-	-	S086	12AXD-38	2	B			HSJFP	75	121210 P17	007	
036	SPIRE PMW Ch05-08 . 7gnd		SPB.-	-	S086	12AXD-38	2	B		Daisy ch to Pin 36 (A1)	HSJFP	75	121210 P17	013	
-															
074	SPIRE PMW Ch05-08 . 8+		SPB.-	-	S086	12AXD-38	2	B		PMW-B11	HSJFP	75	121210 P17	021	
073	SPIRE PMW Ch05-08 . 8-		SPB.-	-	S086	12AXD-38	2	B			HSJFP	75	121210 P17	008	
036	SPIRE PMW Ch05-08 . 8gnd		SPB.-	-	S086	12AXD-38	2	B		Daisy ch to Pin 36 (A1)	HSJFP	75	121210 P17	013	

Astrium GmbH	Pin Allocation List (Harness)	Doc.No.: HP-2-ASED-IC-0016
Project: HERSCHEL		Issue: 1.0 Date: 21.04.2004
		Sheet: PAL-2 (of 8)

Connector: 211121 J23 **Function:** UFThr 199.2° (SPIRE XS-05JFP17,18,19,20) **Conn.-Type:** 197-011P24-35P (Junct.)

Item: CVVUCR **Location:** 33 / CVV I/F CB Top PFM (CVVUCR) **Backshell:** 128/175_176_01_0A

EMC-Category: 2C/Sig H in Cryostat

Pin	Signal Designation	Interface-Code Circuit	Signal	Pos.	Ch. ID	Wiring	Grouping: Shd	Cable	Twist	Comment	Target-Item	Location	Connector	Pin	New
036	SPIRE PMW Ch05-08 . SHD02		SPB.-	-	S086	12AXD-38	2	B		Cable S086 inner Shd daisy ch to Pin 36 (A1)	HSJFP	75	121210 P17	013	
-	Cable S086 outer Shield									Cable S086 outer Shd con to Busbar (Faraday)					
-															
-															
083	SPIRE PMW Ch09-12 . 9+		SPB.-	-	S087	12AXD-38	3	C		PMW-A11	HSJFP	75	121210 P17	022	
072	SPIRE PMW Ch09-12 . 9-		SPB.-	-	S087	12AXD-38	3	C			HSJFP	75	121210 P17	009	
036	SPIRE PMW Ch09-12 . 9gnd		SPB.-	-	S087	12AXD-38	3	C		Daisy ch to Pin 36 (A1)	HSJFP	75	121210 P17	013	
-															
095	SPIRE PMW Ch09-12 . 10+		SPB.-	-	S087	12AXD-38	3	C		PMW-A13	HSJFP	75	121210 P17	023	
084	SPIRE PMW Ch09-12 . 10-		SPB.-	-	S087	12AXD-38	3	C			HSJFP	75	121210 P17	010	
036	SPIRE PMW Ch09-12 . 10gnd		SPB.-	-	S087	12AXD-38	3	C		Daisy ch to Pin 36 (A1)	HSJFP	75	121210 P17	013	
-															
096	SPIRE PMW Ch09-12 . 11+		SPB.-	-	S087	12AXD-38	3	C		PMW-D11	HSJFP	75	121210 P17	024	
085	SPIRE PMW Ch09-12 . 11-		SPB.-	-	S087	12AXD-38	3	C			HSJFP	75	121210 P17	011	
036	SPIRE PMW Ch09-12 . 11gnd		SPB.-	-	S087	12AXD-38	3	C		Daisy ch to Pin 36 (A1)	HSJFP	75	121210 P17	013	
-															
106	SPIRE PMW Ch09-12 . 12+		SPB.-	-	S087	12AXD-38	3	C		PMW-C11	HSJFP	75	121210 P17	025	
107	SPIRE PMW Ch09-12 . 12-		SPB.-	-	S087	12AXD-38	3	C			HSJFP	75	121210 P17	012	
036	SPIRE PMW Ch09-12 . 12gnd		SPB.-	-	S087	12AXD-38	3	C		Daisy ch to Pin 36 (A1)	HSJFP	75	121210 P17	013	
036	SPIRE PMW Ch09-12 . SHD03		SPB.-	-	S087	12AXD-38	3	C		Cable S087 inner Shd daisy ch to Pin 36 (A1)	HSJFP	75	121210 P17	013	
-	Cable S087 outer Shield									Cable S087 outer Shd con to Busbar (Faraday)					
-															
-															
-															
128	SPIRE PMW B05 GND WIRE A2		SPX.-	-	S452	010B0-30				Con to Cable from P18 GND/Shds	HSJFP	75	121210 P18	013	
-															
086	SPIRE PMW Ch13-16 . 13+		SPB.-	-	S090	12AXD-38	4	D		PMW-B10	HSJFP	75	121210 P18	001	
087	SPIRE PMW Ch13-16 . 13-		SPB.-	-	S090	12AXD-38	4	D			HSJFP	75	121210 P18	014	
128	SPIRE PMW Ch13-16 . 13gnd		SPB.-	-	S090	12AXD-38	4	D		Daisy ch to Pin 128 (A2)	HSJFP	75	121210 P18	013	
-															
097	SPIRE PMW Ch13-16 . 14+		SPB.-	-	S090	12AXD-38	4	D		PMW-A10	HSJFP	75	121210 P18	002	
098	SPIRE PMW Ch13-16 . 14-		SPB.-	-	S090	12AXD-38	4	D			HSJFP	75	121210 P18	015	
128	SPIRE PMW Ch13-16 . 14gnd		SPB.-	-	S090	12AXD-38	4	D		Daisy ch to Pin 128 (A2)	HSJFP	75	121210 P18	013	
-															

Astrium GmbH	Pin Allocation List (Harness)	Doc.No.: HP-2-ASED-IC-0016
Project: HERSCHEL		Issue: 1.0 Date: 21.04.2004
		Sheet: PAL-3 (of 8)

Connector: 211121 J23 **Function:** UFThr 199.2° (SPIRE XS-05JFP17,18,19,20) **Conn.-Type:** 197-011P24-35P (Junct.)

Item: CVVUCR **Location:** 33 / CVV I/F CB Top PFM (CVVUCR) **Backshell:** 128/175_176_01_0A

EMC-Category: 2C/Sig H in Cryostat

Pin	Signal Designation	Interface-Code Circuit	Signal	Pos.	Ch. ID	Wiring	Grouping: Shd	Cable	Twist	Comment	Target-Item	Location	Connector	Pin	New
108	SPIRE PMW Ch13-16 . 15+		SPB.-	-	S090	12AXD-38	4	D		PMW-D10	HSJFP	75	121210 P18	003	
109	SPIRE PMW Ch13-16 . 15-		SPB.-	-	S090	12AXD-38	4	D			HSJFP	75	121210 P18	016	
128	SPIRE PMW Ch13-16 . 15gnd		SPB.-	-	S090	12AXD-38	4	D		Daisy ch to Pin 128 (A2)	HSJFP	75	121210 P18	013	
-															
116	SPIRE PMW Ch13-16 . 16+		SPB.-	-	S090	12AXD-38	4	D		PMW-B9	HSJFP	75	121210 P18	004	
117	SPIRE PMW Ch13-16 . 16-		SPB.-	-	S090	12AXD-38	4	D			HSJFP	75	121210 P18	017	
128	SPIRE PMW Ch13-16 . 16gnd		SPB.-	-	S090	12AXD-38	4	D		Daisy ch to Pin 128 (A2)	HSJFP	75	121210 P18	013	
128	SPIRE PMW Ch13-16 . SHD01		SPB.-	-	S090	12AXD-38	4	D		Cable S090 inner Shd daisy ch to Pin 128 (A2)	HSJFP	75	121210 P18	013	
-	Cable S090 outer Shield									Cable S090 outer Shd con to Busbar (Faraday)					
-															
-															
055	SPIRE PMW Ch17-20 . 17+		SPB.-	-	S091	12AXD-38	5	E		PMW-C10	HSJFP	75	121210 P18	005	
066	SPIRE PMW Ch17-20 . 17-		SPB.-	-	S091	12AXD-38	5	E			HSJFP	75	121210 P18	018	
128	SPIRE PMW Ch17-20 . 17gnd		SPB.-	-	S091	12AXD-38	5	E		Daisy ch to Pin 128 (A2)	HSJFP	75	121210 P18	013	
-															
067	SPIRE PMW Ch17-20 . 18+		SPB.-	-	S091	12AXD-38	5	E		PMW-C9	HSJFP	75	121210 P18	006	
078	SPIRE PMW Ch17-20 . 18-		SPB.-	-	S091	12AXD-38	5	E			HSJFP	75	121210 P18	019	
128	SPIRE PMW Ch17-20 . 18gnd		SPB.-	-	S091	12AXD-38	5	E		Daisy ch to Pin 128 (A2)	HSJFP	75	121210 P18	013	
-															
076	SPIRE PMW Ch17-20 . 19+		SPB.-	-	S091	12AXD-38	5	E		PMW-A9	HSJFP	75	121210 P18	020	
077	SPIRE PMW Ch17-20 . 19-		SPB.-	-	S091	12AXD-38	5	E			HSJFP	75	121210 P18	007	
128	SPIRE PMW Ch17-20 . 19gnd		SPB.-	-	S091	12AXD-38	5	E		Daisy ch to Pin 128 (A2)	HSJFP	75	121210 P18	013	
-															
088	SPIRE PMW Ch17-20 . 20+		SPB.-	-	S091	12AXD-38	5	E		PMW-B8	HSJFP	75	121210 P18	021	
089	SPIRE PMW Ch17-20 . 20-		SPB.-	-	S091	12AXD-38	5	E			HSJFP	75	121210 P18	008	
128	SPIRE PMW Ch17-20 . 20gnd		SPB.-	-	S091	12AXD-38	5	E		Daisy ch to Pin 128 (A2)	HSJFP	75	121210 P18	013	
128	SPIRE PMW Ch17-20 . SHD02		SPB.-	-	S091	12AXD-38	5	E		Cable S091 inner Shd daisy ch to Pin 128 (A2)	HSJFP	75	121210 P18	013	
-	Cable S091 outer Shield									Cable S091 outer Shd con to Busbar (Faraday)					
-															
-															
099	SPIRE PMW Ch21-24 . 21+		SPB.-	-	S092	12AXD-38	6	F		PMW-B8	HSJFP	75	121210 P18	022	
100	SPIRE PMW Ch21-24 . 21-		SPB.-	-	S092	12AXD-38	6	F			HSJFP	75	121210 P18	009	
128	SPIRE PMW Ch21-24 . 21gnd		SPB.-	-	S092	12AXD-38	6	F		Daisy ch to Pin 128 (A2)	HSJFP	75	121210 P18	013	
-															
110	SPIRE PMW Ch21-24 . 22+		SPB.-	-	S092	12AXD-38	6	F		PMW-D8	HSJFP	75	121210 P18	023	

Astrium GmbH	Pin Allocation List (Harness)	Doc.No.: HP-2-ASED-IC-0016
Project: HERSCHEL		Issue: 1.0 Date: 21.04.2004
		Sheet: PAL-4 (of 8)

Connector: 211121 J23 **Function:** UFThr 199.2° (SPIRE XS-05JFP17,18,19,20) **Conn.-Type:** 197-011P24-35P (Junct.)

Item: CVVUCR **Location:** 33 / CVV I/F CB Top PFM (CVVUCR) **Backshell:** 128/175_176_01_0A

EMC-Category: 2C/Sig H in Cryostat

Pin	Signal Designation	Interface-Code Circuit	Signal	Pos.	Ch. ID	Wiring	Grouping: Shd	Cable	Twist	Comment	Target-Item	Location	Connector	Pin	New
111	SPIRE PMW Ch21-24 . 22-		SPB.-	-	S092	12AXD-38	6	F			HSJFP	75	121210 P18	010	
128	SPIRE PMW Ch21-24 . 22gnd		SPB.-	-	S092	12AXD-38	6	F		Daisy ch to Pin 128 (A2)	HSJFP	75	121210 P18	013	
-															
118	SPIRE PMW Ch21-24 . 23+		SPB.-	-	S092	12AXD-38	6	F		PMW-C8	HSJFP	75	121210 P18	024	
119	SPIRE PMW Ch21-24 . 23-		SPB.-	-	S092	12AXD-38	6	F			HSJFP	75	121210 P18	011	
128	SPIRE PMW Ch21-24 . 23gnd		SPB.-	-	S092	12AXD-38	6	F		Daisy ch to Pin 128 (A2)	HSJFP	75	121210 P18	013	
-															
112	SPIRE PMW Ch21-24 . 24+		SPB.-	-	S092	12AXD-38	6	F		PMW-B7	HSJFP	75	121210 P18	025	
120	SPIRE PMW Ch21-24 . 24-		SPB.-	-	S092	12AXD-38	6	F			HSJFP	75	121210 P18	012	
128	SPIRE PMW Ch21-24 . 24gnd		SPB.-	-	S092	12AXD-38	6	F		Daisy ch to Pin 128 (A2)	HSJFP	75	121210 P18	013	
128	SPIRE PMW Ch21-24 . SHD03		SPB.-	-	S092	12AXD-38	6	F		Cable S092 inner Shd Daisy ch to Pin 128 (A2)	HSJFP	75	121210 P18	013	
-	Cable S092 outer Shield									Cable S092 outer Shd con to Busbar (Faraday)					
-															
-															
-															
047	SPIRE PMW B05 GND WIRE A3		SPX.-	-	S453	010B0-30				Con to Cable from P19 GND/Shds	HSJFP	75	121210 P19	013	
-															
090	SPIRE PMW Ch25-28 . 25+		SPB.-	-	S094	12AXD-38	7	G		PMW-R1	HSJFP	75	121210 P19	001	
079	SPIRE PMW Ch25-28 . 25-		SPB.-	-	S094	12AXD-38	7	G			HSJFP	75	121210 P19	014	
047	SPIRE PMW Ch25-28 . 25gnd		SPB.-	-	S094	12AXD-38	7	G		Daisy ch to Pin 047 (A3)	HSJFP	75	121210 P19	013	
-															
102	SPIRE PMW Ch25-28 . 26+		SPB.-	-	S094	12AXD-38	7	G		PMW-G1	HSJFP	75	121210 P19	002	
101	SPIRE PMW Ch25-28 . 26-		SPB.-	-	S094	12AXD-38	7	G			HSJFP	75	121210 P19	015	
047	SPIRE PMW Ch25-28 . 26gnd		SPB.-	-	S094	12AXD-38	7	G		Daisy ch to Pin 047 (A3)	HSJFP	75	121210 P19	013	
-															
092	SPIRE PMW Ch25-28 . 27+		SPB.-	-	S094	12AXD-38	7	G		PMW-T2	HSJFP	75	121210 P19	003	
091	SPIRE PMW Ch25-28 . 27-		SPB.-	-	S094	12AXD-38	7	G			HSJFP	75	121210 P19	016	
047	SPIRE PMW Ch25-28 . 27gnd		SPB.-	-	S094	12AXD-38	7	G		Daisy ch to Pin 047 (A3)	HSJFP	75	121210 P19	013	
-															
103	SPIRE PMW Ch25-28 . 28+		SPB.-	-	S094	12AXD-38	7	G		PMW-E1	HSJFP	75	121210 P19	004	
113	SPIRE PMW Ch25-28 . 28-		SPB.-	-	S094	12AXD-38	7	G			HSJFP	75	121210 P19	017	
047	SPIRE PMW Ch25-28 . 28gnd		SPB.-	-	S094	12AXD-38	7	G		Daisy ch to Pin 047 (A3)	HSJFP	75	121210 P19	013	
047	SPIRE PMW Ch25-28 . SHD01		SPB.-	-	S094	12AXD-38	7	G		Cable S094 inner Shd daisy ch to Pin 047 (A3)	HSJFP	75	121210 P19	013	
-	Cable S094 outer Shield									Cable S094 outer Shd con to Busbar (Faraday)					

Astrium GmbH	Pin Allocation List (Harness)	Doc.No.: HP-2-ASED-IC-0016
Project: HERSCHEL		Issue: 1.0 Date: 21.04.2004
		Sheet: PAL-5 (of 8)

Connector: 211121 J23 **Function:** UFThr 199.2° (SPIRE XS-05JFP17,18,19,20) **Conn.-Type:** 197-011P24-35P (Junct.)

Item: CVVUCR **Location:** 33 / CVV I/F CB Top PFM (CVVUCR) **Backshell:** 128/175_176_01_0A

EMC-Category: 2C/Sig H in Cryostat

Pin	Signal Designation	Interface-Code Circuit	Signal	Pos.	Ch. ID	Wiring	Grouping: Shd	Cable	Twist	Comment	Target-Item	Location	Connector	Pin	New
-															
-															
058	SPIRE PMW Ch29-32 . 29+		SPB.-	-	S095	12AXD-38	8	H		PMW-D1	HSJFP	75	121210 P19	005	
046	SPIRE PMW Ch29-32 . 29-		SPB.-	-	S095	12AXD-38	8	H			HSJFP	75	121210 P19	018	
047	SPIRE PMW Ch29-32 . 29gnd		SPB.-	-	S095	12AXD-38	8	H		Daisy ch to Pin 047 (A3)	HSJFP	75	121210 P19	013	
-															
068	SPIRE PMW Ch29-32 . 30+		SPB.-	-	S095	12AXD-38	8	H		PMW-F1	HSJFP	75	121210 P19	006	
057	SPIRE PMW Ch29-32 . 30-		SPB.-	-	S095	12AXD-38	8	H			HSJFP	75	121210 P19	019	
047	SPIRE PMW Ch29-32 . 30gnd		SPB.-	-	S095	12AXD-38	8	H		Daisy ch to Pin 047 (A3)	HSJFP	75	121210 P19	013	
-															
069	SPIRE PMW Ch29-32 . 31+		SPB.-	-	S095	12AXD-38	8	H		PMW-E2	HSJFP	75	121210 P19	020	
080	SPIRE PMW Ch29-32 . 31-		SPB.-	-	S095	12AXD-38	8	H			HSJFP	75	121210 P19	007	
047	SPIRE PMW Ch29-32 . 31gnd		SPB.-	-	S095	12AXD-38	8	H		Daisy ch to Pin 047 (A3)	HSJFP	75	121210 P19	013	
-															
070	SPIRE PMW Ch29-32 . 32+		SPB.-	-	S095	12AXD-38	8	H		PMW-G2	HSJFP	75	121210 P19	021	
081	SPIRE PMW Ch29-32 . 32-		SPB.-	-	S095	12AXD-38	8	H			HSJFP	75	121210 P19	008	
047	SPIRE PMW Ch29-32 . 32gnd		SPB.-	-	S095	12AXD-38	8	H		Daisy ch to Pin 047 (A3)	HSJFP	75	121210 P19	013	
047	SPIRE PMW Ch29-32 . SHD02		SPB.-	-	S095	12AXD-38	8	H		Cable S095 inner Shd daisy ch to Pin 047 (A3)	HSJFP	75	121210 P19	013	
-	Cable S095 outer Shield									Cable S095 outer Shd con to Busbar (Faraday)					
-															
-															
023	SPIRE PMW Ch33-36 . 33+		SPB.-	-	S096	12AXD-38	9	I		PMW-F2	HSJFP	75	121210 P19	022	
034	SPIRE PMW Ch33-36 . 33-		SPB.-	-	S096	12AXD-38	9	I			HSJFP	75	121210 P19	009	
047	SPIRE PMW Ch33-36 . 33gnd		SPB.-	-	S096	12AXD-38	9	I		Daisy ch to Pin 047 (A3)	HSJFP	75	121210 P19	013	
-															
033	SPIRE PMW Ch33-36 . 34+		SPB.-	-	S096	12AXD-38	9	I		PMW-G3	HSJFP	75	121210 P19	023	
045	SPIRE PMW Ch33-36 . 34-		SPB.-	-	S096	12AXD-38	9	I			HSJFP	75	121210 P19	010	
047	SPIRE PMW Ch33-36 . 34gnd		SPB.-	-	S096	12AXD-38	9	I		Daisy ch to Pin 047 (A3)	HSJFP	75	121210 P19	013	
-															
044	SPIRE PMW Ch33-36 . 35+		SPB.-	-	S096	12AXD-38	9	I		PMW-E3	HSJFP	75	121210 P19	024	
056	SPIRE PMW Ch33-36 . 35-		SPB.-	-	S096	12AXD-38	9	I			HSJFP	75	121210 P19	011	
047	SPIRE PMW Ch33-36 . 35gnd		SPB.-	-	S096	12AXD-38	9	I		Daisy ch to Pin 047 (A3)	HSJFP	75	121210 P19	013	
-															
022	SPIRE PMW Ch33-36 . 36+		SPB.-	-	S096	12AXD-38	9	I		PMW-D3	HSJFP	75	121210 P19	025	
032	SPIRE PMW Ch33-36 . 36-		SPB.-	-	S096	12AXD-38	9	I			HSJFP	75	121210 P19	012	
047	SPIRE PMW Ch33-36 . 36gnd		SPB.-	-	S096	12AXD-38	9	I		Daisy ch to Pin 047 (A3)	HSJFP	75	121210 P19	013	

Connector: 211121 J23
Item: CVVUCR
EMC-Category: 2C/Sig H in Cryostat

Function: UFThr 199.2° (SPIRE XS-05JFP17,18,19,20)
Location: 33 / CVV I/F CB Top PFM (CVVUCR)

Conn.-Type: 197-011P24-35P (Junct.)
Backshell: 128/175_176_01_0A

Pin	Signal Designation	Interface-Code Circuit	Signal	Pos.	Ch. ID	Wiring	Grouping: Shd	Cable	Twist	Comment	Target-Item	Location	Connector	Pin	New
047	SPIRE PMW Ch33-36 . SHD03		SPB.-	-	S096	12AXD-38	9	I		Cable S096 inner Shd Daisy ch to Pin 047 (A3)	HSJFP	75	121210 P19	013	
-	Cable S096 outer Shield									Cable S096 outer Shd con to Busbar (Faraday)					
-															
-															
-															
004	SPIRE PMW B05 GND WIRE A4		SPX.-	-	S454	010B0-30				Con to Cable from P20 GND/Shds	HSJFP	75	121210 P20	013	
-															
013	SPIRE PMW Ch37-40 . 37+		SPB.-	-	S099	12AXD-38	10	J		PMW-F3	HSJFP	75	121210 P20	001	
012	SPIRE PMW Ch37-40 . 37-		SPB.-	-	S099	12AXD-38	10	J			HSJFP	75	121210 P20	014	
004	SPIRE PMW Ch37-40 . 37gnd		SPB.-	-	S099	12AXD-38	10	J		Daisy ch to Pin 004 (A4)	HSJFP	75	121210 P20	013	
-															
021	SPIRE PMW Ch37-40 . 38+		SPB.-	-	S099	12AXD-38	10	J		PMW-G4	HSJFP	75	121210 P20	002	
020	SPIRE PMW Ch37-40 . 38-		SPB.-	-	S099	12AXD-38	10	J			HSJFP	75	121210 P20	015	
004	SPIRE PMW Ch37-40 . 38gnd		SPB.-	-	S099	12AXD-38	10	J		Daisy ch to Pin 004 (A4)	HSJFP	75	121210 P20	013	
-															
031	SPIRE PMW Ch37-40 . 39+		SPB.-	-	S099	12AXD-38	10	J		PMW-E4	HSJFP	75	121210 P20	003	
043	SPIRE PMW Ch37-40 . 39-		SPB.-	-	S099	12AXD-38	10	J			HSJFP	75	121210 P20	016	
004	SPIRE PMW Ch37-40 . 39gnd		SPB.-	-	S099	12AXD-38	10	J		Daisy ch to Pin 004 (A4)	HSJFP	75	121210 P20	013	
-															
042	SPIRE PMW Ch37-40 . 40+		SPB.-	-	S099	12AXD-38	10	J		PMW-F4	HSJFP	75	121210 P20	004	
054	SPIRE PMW Ch37-40 . 40-		SPB.-	-	S099	12AXD-38	10	J			HSJFP	75	121210 P20	017	
004	SPIRE PMW Ch37-40 . 40gnd		SPB.-	-	S099	12AXD-38	10	J		Daisy ch to Pin 004 (A4)	HSJFP	75	121210 P20	013	
004	SPIRE PMW Ch37-40 . SHD01		SPB.-	-	S099	12AXD-38	10	J		Cable S099 inner Shd daisy ch to Pin 004 (A4)	HSJFP	75	121210 P20	013	
-	Cable S099 outer Shield									Cable S099 outer Shd con to Busbar (Faraday)					
-															
-															
010	SPIRE PMW Ch41-44 . 41+		SPB.-	-	S100	12AXD-38	11	K		PMW-E5	HSJFP	75	121210 P20	005	
011	SPIRE PMW Ch41-44 . 41-		SPB.-	-	S100	12AXD-38	11	K			HSJFP	75	121210 P20	018	
004	SPIRE PMW Ch41-44 . 41gnd		SPB.-	-	S100	12AXD-38	11	K		Daisy ch to Pin 004 (A4)	HSJFP	75	121210 P20	013	
-															
019	SPIRE PMW Ch41-44 . 42+		SPB.-	-	S100	12AXD-38	11	K		PMW-D5	HSJFP	75	121210 P20	006	
029	SPIRE PMW Ch41-44 . 42-		SPB.-	-	S100	12AXD-38	11	K			HSJFP	75	121210 P20	019	
004	SPIRE PMW Ch41-44 . 42gnd		SPB.-	-	S100	12AXD-38	11	K		Daisy ch to Pin 004 (A4)	HSJFP	75	121210 P20	013	
-															

Astrium GmbH	Pin Allocation List (Harness)	Doc.No.: HP-2-ASED-IC-0016
Project: HERSCHEL		Issue: 1.0 Date: 21.04.2004
		Sheet: PAL-7 (of 8)

Connector: 211121 J23 **Function:** UFThr 199.2° (SPIRE XS-05JFP17,18,19,20) **Conn.-Type:** 197-011P24-35P (Junct.)

Item: CVVUCR **Location:** 33 / CVV I/F CB Top PFM (CVVUCR) **Backshell:** 128/175_176_01_0A

EMC-Category: 2C/Sig H in Cryostat

		Interface-Code			Grouping:									
Pin	Signal Designation	Circuit	Signal	Pos.	Ch. ID	Wiring	Shd	Cable	Twist	Comment	Target-Item	Location	Connector	Pin	New
041	SPIRE PMW Ch41-44 . 43+		SPB.-	-	S100	12AXD-38	11	K		PMW-F5	HSJFP	75	121210 P20	020	
030	SPIRE PMW Ch41-44 . 43-		SPB.-	-	S100	12AXD-38	11	K			HSJFP	75	121210 P20	007	
004	SPIRE PMW Ch41-44 . 43gnd		SPB.-	-	S100	12AXD-38	11	K		Daisy ch to Pin 004 (A4)	HSJFP	75	121210 P20	013	
-															
053	SPIRE PMW Ch41-44 . 44+		SPB.-	-	S100	12AXD-38	11	K		PMW-G5	HSJFP	75	121210 P20	021	
052	SPIRE PMW Ch41-44 . 44-		SPB.-	-	S100	12AXD-38	11	K			HSJFP	75	121210 P20	008	
004	SPIRE PMW Ch41-44 . 44gnd		SPB.-	-	S100	12AXD-38	11	K		Daisy ch to Pin 004 (A4)	HSJFP	75	121210 P20	013	
004	SPIRE PMW Ch41-44 . SHD02		SPB.-	-	S100	12AXD-38	11	K		Cable S100 inner Shd daisy ch to Pin 004 (A4)	HSJFP	75	121210 P20	013	
-	Cable S100 outer Shield									Cable S100 outer Shd con to Busbar (Faraday)					
-															
-															
009	SPIRE PMW Ch45-48 . 45+		SPB.-	-	S101	12AXD-38	12	L		PMW-E6	HSJFP	75	121210 P20	022	
017	SPIRE PMW Ch45-48 . 45-		SPB.-	-	S101	12AXD-38	12	L			HSJFP	75	121210 P20	009	
004	SPIRE PMW Ch45-48 . 45gnd		SPB.-	-	S101	12AXD-38	12	L		Daisy ch to Pin 004 (A4)	HSJFP	75	121210 P20	013	
-															
018	SPIRE PMW Ch45-48 . 46+		SPB.-	-	S101	12AXD-38	12	L		PMW-G6	HSJFP	75	121210 P20	023	
028	SPIRE PMW Ch45-48 . 46-		SPB.-	-	S101	12AXD-38	12	L			HSJFP	75	121210 P20	010	
004	SPIRE PMW Ch45-48 . 46gnd		SPB.-	-	S101	12AXD-38	12	L		Daisy ch to Pin 004 (A4)	HSJFP	75	121210 P20	013	
-															
016	SPIRE PMW Ch45-48 . 47+		SPB.-	-	S101	12AXD-38	12	L		PMW-F6	HSJFP	75	121210 P20	024	
027	SPIRE PMW Ch45-48 . 47-		SPB.-	-	S101	12AXD-38	12	L			HSJFP	75	121210 P20	011	
004	SPIRE PMW Ch45-48 . 47gnd		SPB.-	-	S101	12AXD-38	12	L		Daisy ch to Pin 004 (A4)	HSJFP	75	121210 P20	013	
-															
040	SPIRE PMW Ch45-48 . 48+		SPB.-	-	S101	12AXD-38	12	L		PMW-G7	HSJFP	75	121210 P20	025	
039	SPIRE PMW Ch45-48 . 48-		SPB.-	-	S101	12AXD-38	12	L			HSJFP	75	121210 P20	012	
004	SPIRE PMW Ch45-48 . 48gnd		SPB.-	-	S101	12AXD-38	12	L		Daisy ch to Pin 004 (A4)	HSJFP	75	121210 P20	013	
004	SPIRE PMW Ch45-48 . SHD03		SPB.-	-	S101	12AXD-38	12	L		Cable S101 inner Shd daisy ch to Pin 004 (A4)	HSJFP	75	121210 P20	013	
-	Cable S101 outer Shield									Cable S101 outer Shd con to Busbar (Faraday)					
-															
-															
001	Faraday Pins									Connected to Busbar					
002	Faraday Pins									Connected to Busbar					
003	Faraday Pins									Connected to Busbar					
005	Faraday Pins									Connected to Busbar					
006	Faraday Pins									Connected to Busbar					

Astrium GmbH	Pin Allocation List (Harness)	Doc.No.: HP-2-ASED-IC-0016
Project: HERSCHEL		Issue: 1.0 Date: 21.04.2004
		Sheet: PAL-8 (of 8)

Connector: 211121 J23
Item: CVVUCR
EMC-Category: 2C/Sig H in Cryostat

Function: UFThr 199.2° (SPIRE XS-05JFP17,18,19,20)
Location: 33 / CVV I/F CB Top PFM (CVVUCR)

Conn.-Type: 197-011P24-35P (Junct.)
Backshell: 128/175_176_01_0A

Pin	Signal Designation	Interface-Code Circuit	Signal	Pos.	Ch. ID	Wiring	Grouping: Shd	Cable	Twist	Comment	Target-Item	Location	Connector	Pin	New
007	Faraday Pins									Connected to Busbar					
008	Faraday Pins									Connected to Busbar					
014	Faraday Pins									Connected to Busbar					
015	Faraday Pins									Connected to Busbar					
024	Faraday Pins									Connected to Busbar					
025	Faraday Pins									Connected to Busbar					
035	Faraday Pins									Connected to Busbar					
082	Faraday Pins									Connected to Busbar					
093	Faraday Pins									Connected to Busbar					
094	Faraday Pins									Connected to Busbar					
104	Faraday Pins									Connected to Busbar					
105	Faraday Pins									Connected to Busbar					
114	Faraday Pins									Connected to Busbar					
115	Faraday Pins									Connected to Busbar					
121	Faraday Pins									Connected to Busbar					
122	Faraday Pins									Connected to Busbar					
123	Faraday Pins									Connected to Busbar					
124	Faraday Pins									Connected to Busbar					
125	Faraday Pins									Connected to Busbar					
126	Faraday Pins									Connected to Busbar					
127	Faraday Pins									Connected to Busbar					
-															
-	Connector Housing									CH isolated from Farady					
-										No Overall Shd at Junction Side					
-										Bundles isolated from S/C Structure					

Astrium GmbH		Doc.No.: HP-2-ASED-IC-0016
Project: HERSCHEL	For wiring Schematic See SIH-CS-04 CVVUCR J22	Issue: 1.0 Date: 21.04.2004
	Pin Allocation List (Harness)	Sheet: PAL-1 (of 9)

Connector: 211121 J24 **Function:** UFThr 215.0° (SPIRE XS-06JFP13,14,15,16) **Conn.-Type:** 197-011P24-35P (Junct.)

Item: CVVUCR **Location:** 33 / CVV I/F CB Top PFM (CVVUCR) **Backshell:** 128/175_176_01_0A

EMC-Category: 2C/Sig H in Cryostat

Pin	Signal Designation	Interface-Code Circuit	Signal	Pos.	Ch. ID	Wiring	Grouping: Shd	Cable	Twist	Comment	Target-Item	Location	Connector	Pin	New
036	SPIRE PLW B06 GND WIRE A1		SPX.-	-	S461	010B0-30				Con to Cable from P13 GND/Shds	HSJFP	75	121210 P13	013	
-															
026	SPIRE PLW Ch01-04 . 1+		SPA.-	-	S104	12AXD-38	1	A		PLW-R1	HSJFP	75	121210 P13	001	
037	SPIRE PLW Ch01-04 . 1-		SPA.-	-	S104	12AXD-38	1	A			HSJFP	75	121210 P13	014	
036	SPIRE PLW Ch01-04 . 1gnd		SPA.-	-	S104	12AXD-38	1	A		Daisy ch to Pin 36 (A1)	HSJFP	75	121210 P13	013	
-															
038	SPIRE PLW Ch01-04 . 2+		SPA.-	-	S104	12AXD-38	1	A		PLW-A8	HSJFP	75	121210 P13	002	
049	SPIRE PLW Ch01-04 . 2-		SPA.-	-	S104	12AXD-38	1	A			HSJFP	75	121210 P13	015	
036	SPIRE PLW Ch01-04 . 2gnd		SPA.-	-	S104	12AXD-38	1	A		Daisy ch to Pin 36 (A1)	HSJFP	75	121210 P13	013	
-															
048	SPIRE PLW Ch01-04 . 3+		SPA.-	-	S104	12AXD-38	1	A		PLW-A7	HSJFP	75	121210 P13	003	
060	SPIRE PLW Ch01-04 . 3-		SPA.-	-	S104	12AXD-38	1	A			HSJFP	75	121210 P13	016	
036	SPIRE PLW Ch01-04 . 3gnd		SPA.-	-	S104	12AXD-38	1	A		Daisy ch to Pin 36 (A1)	HSJFP	75	121210 P13	013	
-															
059	SPIRE PLW Ch01-04 . 4+		SPA.-	-	S104	12AXD-38	1	A		PLW-A6	HSJFP	75	121210 P13	004	
071	SPIRE PLW Ch01-04 . 4-		SPA.-	-	S104	12AXD-38	1	A			HSJFP	75	121210 P13	017	
036	SPIRE PLW Ch01-04 . 4gnd		SPA.-	-	S104	12AXD-38	1	A		Daisy ch to Pin 36 (A1)	HSJFP	75	121210 P13	013	
036	SPIRE PLW Ch01-04 . SHD01		SPA.-	-	S104	12AXD-38	1	A		Cable S104 inner Shd daisy ch to Pin 36 (A1)	HSJFP	75	121210 P13	013	
-	Cabel S104 outer Shield									Cabel S104 outer Shd co to Busbar (Faraday)					
-															
-															
050	SPIRE PLW Ch05-08 . 5+		SPA.-	-	S105	12AXD-38	2	B		PLW-A9	HSJFP	75	121210 P13	005	
061	SPIRE PLW Ch05-08 . 5-		SPA.-	-	S105	12AXD-38	2	B			HSJFP	75	121210 P13	018	
036	SPIRE PLW Ch05-08 . 5gnd		SPA.-	-	S105	12AXD-38	2	B		Daisy ch to Pin 36 (A1)	HSJFP	75	121210 P13	013	
-															
062	SPIRE PLW Ch05-08 . 6+		SPA.-	-	S105	12AXD-38	2	B		PLW-C9	HSJFP	75	121210 P13	006	
051	SPIRE PLW Ch05-08 . 6-		SPA.-	-	S105	12AXD-38	2	B			HSJFP	75	121210 P13	019	
036	SPIRE PLW Ch05-08 . 6gnd		SPA.-	-	S105	12AXD-38	2	B		Daisy ch to Pin 36 (A1)	HSJFP	75	121210 P13	013	
-															
063	SPIRE PLW Ch05-08 . 7+		SPA.-	-	S105	12AXD-38	2	B		PLW-B8	HSJFP	75	121210 P13	020	
075	SPIRE PLW Ch05-08 . 7-		SPA.-	-	S105	12AXD-38	2	B			HSJFP	75	121210 P13	007	
036	SPIRE PLW Ch05-08 . 7gnd		SPA.-	-	S105	12AXD-38	2	B		Daisy ch to Pin 36 (A1)	HSJFP	75	121210 P13	013	
-															
074	SPIRE PLW Ch05-08 . 8+		SPA.-	-	S105	12AXD-38	2	B		PLW-B7	HSJFP	75	121210 P13	021	
073	SPIRE PLW Ch05-08 . 8-		SPA.-	-	S105	12AXD-38	2	B			HSJFP	75	121210 P13	008	
036	SPIRE PLW Ch05-08 . 8gnd		SPA.-	-	S105	12AXD-38	2	B		Daisy ch to Pin 36 (A1)	HSJFP	75	121210 P13	013	

Pin Allocation List
(Harness)

Connector: 211121 J24
Item: CVVUCR
EMC-Category: 2C/Sig H in Cryostat

Function: UFThr 215.0° (SPIRE XS-06JFP13,14,15,16)
Location: 33 / CVV I/F CB Top PFM (CVVUCR)

Conn.-Type: 197-011P24-35P (Junct.)
Backshell: 128/175_176_01_0A

Pin	Signal Designation	Interface-Code Circuit	Signal	Pos.	Ch. ID	Wiring	Grouping: Shd	Cable	Twist	Comment	Target-Item	Location	Connector	Pin	New
036	SPIRE PLW Ch05-08 . SHD02		SPA.-	-	S105	12AXD-38	2	B		Cable S105 inner Shd daisy ch to Pin 36 (A1)	HSJFP	75	121210 P13	013	
-	Cabel S105 outer Shield									Cabel S105 outer Shd co to Busbar (Faraday)					
-															
-															
083	SPIRE PLW Ch09-12 . 9+		SPA.-	-	S106	12AXD-38	3	C		PLW-C7	HSJFP	75	121210 P13	022	
072	SPIRE PLW Ch09-12 . 9-		SPA.-	-	S106	12AXD-38	3	C			HSJFP	75	121210 P13	009	
036	SPIRE PLW Ch09-12 . 9gnd		SPA.-	-	S106	12AXD-38	3	C		Daisy ch to Pin 36 (A1)	HSJFP	75	121210 P13	013	
-															
095	SPIRE PLW Ch09-12 . 10+		SPA.-	-	S106	12AXD-38	3	C		PLW-B5	HSJFP	75	121210 P13	023	
084	SPIRE PLW Ch09-12 . 10-		SPA.-	-	S106	12AXD-38	3	C			HSJFP	75	121210 P13	010	
036	SPIRE PLW Ch09-12 . 10gnd		SPA.-	-	S106	12AXD-38	3	C		Daisy ch to Pin 36 (A1)	HSJFP	75	121210 P13	013	
-															
096	SPIRE PLW Ch09-12 . 11+		SPA.-	-	S106	12AXD-38	3	C		PLW-B6	HSJFP	75	121210 P13	024	
085	SPIRE PLW Ch09-12 . 11-		SPA.-	-	S106	12AXD-38	3	C			HSJFP	75	121210 P13	011	
036	SPIRE PLW Ch09-12 . 11gnd		SPA.-	-	S106	12AXD-38	3	C		Daisy ch to Pin 36 (A1)	HSJFP	75	121210 P13	013	
-															
106	SPIRE PLW Ch09-12 . 12+		SPA.-	-	S106	12AXD-38	3	C		PLW-A5	HSJFP	75	121210 P13	025	
107	SPIRE PLW Ch09-12 . 12-		SPA.-	-	S106	12AXD-38	3	C			HSJFP	75	121210 P13	012	
036	SPIRE PLW Ch09-12 . 12gnd		SPA.-	-	S106	12AXD-38	3	C		Daisy ch to Pin 36 (A1)	HSJFP	75	121210 P13	013	
036	SPIRE PLW Ch09-12 . SHD03		SPA.-	-	S106	12AXD-38	3	C		Cable S106 inner Shd daisy ch to Pin 36 (A1)	HSJFP	75	121210 P13	013	
-	Cabel S106 outer Shield									Cabel S106 outer Shd co to Busbar (Faraday)					
-															
-															
-															
128	SPIRE PMW B06 GND WIRE A2		SPX.-	-	S462	010B0-30				Con to Cable from P13 GND/Shds	HSJFP	75	121210 P14	013	
-															
086	SPIRE PLW Ch13-16 . 13+		SPA.-	-	S109	12AXD-38	4	D		PLW-T1	HSJFP	75	121210 P14	001	
087	SPIRE PLW Ch13-16 . 13-		SPA.-	-	S109	12AXD-38	4	D			HSJFP	75	121210 P14	014	
128	SPIRE PLW Ch13-16 . 13gnd		SPA.-	-	S109	12AXD-38	4	D		Daisy ch to Pin 128 (A2)	HSJFP	75	121210 P14	013	
-															
097	SPIRE PLW Ch13-16 . 14+		SPA.-	-	S109	12AXD-38	4	D		PLW-B4	HSJFP	75	121210 P14	002	
098	SPIRE PLW Ch13-16 . 14-		SPA.-	-	S109	12AXD-38	4	D			HSJFP	75	121210 P14	015	
128	SPIRE PLW Ch13-16 . 14gnd		SPA.-	-	S109	12AXD-38	4	D		Daisy ch to Pin 128 (A2)	HSJFP	75	121210 P14	013	
-															

Astrium GmbH	Pin Allocation List (Harness)	Doc.No.: HP-2-ASED-IC-0016
Project: HERSCHEL		Issue: 1.0 Date: 21.04.2004
		Sheet: PAL-3 (of 9)

Connector: 211121 J24 **Function:** UFThr 215.0° (SPIRE XS-06JFP13,14,15,16) **Conn.-Type:** 197-011P24-35P (Junct.)

Item: CVVUCR **Location:** 33 / CVV I/F CB Top PFM (CVVUCR) **Backshell:** 128/175_176_01_0A

EMC-Category: 2C/Sig H in Cryostat

Pin	Signal Designation	Interface-Code Circuit	Signal	Pos.	Ch. ID	Wiring	Grouping: Shd	Cable	Twist	Comment	Target-Item	Location	Connector	Pin	New
108	SPIRE PLW Ch13-16 . 15+		SPA.-	-	S109	12AXD-38	4	D		PLW-C4	HSJFP	75	121210 P14	003	
109	SPIRE PLW Ch13-16 . 15-		SPA.-	-	S109	12AXD-38	4	D			HSJFP	75	121210 P14	016	
128	SPIRE PLW Ch13-16 . 15gnd		SPA.-	-	S109	12AXD-38	4	D		Daisy ch to Pin 128 (A2)	HSJFP	75	121210 P14	013	
-															
116	SPIRE PLW Ch13-16 . 16+		SPA.-	-	S109	12AXD-38	4	D		PLW-B3	HSJFP	75	121210 P14	004	
117	SPIRE PLW Ch13-16 . 16-		SPA.-	-	S109	12AXD-38	4	D			HSJFP	75	121210 P14	017	
128	SPIRE PLW Ch13-16 . 16gnd		SPA.-	-	S109	12AXD-38	4	D		Daisy ch to Pin 128 (A2)	HSJFP	75	121210 P14	013	
128	SPIRE PLW Ch13-16 . SHD01		SPA.-	-	S109	12AXD-38	4	D		Cable S109 inner Shd daisy ch to Pin 128 (A2)	HSJFP	75	121210 P14	013	
-	Cabel S109 outer Shield									Cabel S109 outer Shd co to Busbar (Faraday)					
-															
-															
055	SPIRE PLW Ch17-20 . 17+		SPA.-	-	S110	12AXD-38	5	E		PLW-C2	HSJFP	75	121210 P14	005	
066	SPIRE PLW Ch17-20 . 17-		SPA.-	-	S110	12AXD-38	5	E			HSJFP	75	121210 P14	018	
128	SPIRE PLW Ch17-20 . 17gnd		SPA.-	-	S110	12AXD-38	5	E		Daisy ch to Pin 128 (A2)	HSJFP	75	121210 P14	013	
-															
067	SPIRE PLW Ch17-20 . 18+		SPA.-	-	S110	12AXD-38	5	E		PLW-B2	HSJFP	75	121210 P14	006	
078	SPIRE PLW Ch17-20 . 18-		SPA.-	-	S110	12AXD-38	5	E			HSJFP	75	121210 P14	019	
128	SPIRE PLW Ch17-20 . 18gnd		SPA.-	-	S110	12AXD-38	5	E		Daisy ch to Pin 128 (A2)	HSJFP	75	121210 P14	013	
-															
076	SPIRE PLW Ch17-20 . 19+		SPA.-	-	S110	12AXD-38	5	E		PLW-B1	HSJFP	75	121210 P14	020	
077	SPIRE PLW Ch17-20 . 19-		SPA.-	-	S110	12AXD-38	5	E			HSJFP	75	121210 P14	007	
128	SPIRE PLW Ch17-20 . 19gnd		SPA.-	-	S110	12AXD-38	5	E		Daisy ch to Pin 128 (A2)	HSJFP	75	121210 P14	013	
-															
088	SPIRE PLW Ch17-20 . 20+		SPA.-	-	S110	12AXD-38	5	E		PLW-A3	HSJFP	75	121210 P14	021	
089	SPIRE PLW Ch17-20 . 20-		SPA.-	-	S110	12AXD-38	5	E			HSJFP	75	121210 P14	008	
128	SPIRE PLW Ch17-20 . 20gnd		SPA.-	-	S110	12AXD-38	5	E		Daisy ch to Pin 128 (A2)	HSJFP	75	121210 P14	013	
128	SPIRE PLW Ch17-20 . SHD02		SPA.-	-	S110	12AXD-38	5	E		Cable S110 inner Shd daisy ch to Pin 128 (A2)	HSJFP	75	121210 P14	013	
-	Cabel S110 outer Shield									Cabel S110 outer Shd co to Busbar (Faraday)					
-															
-															
099	SPIRE PLW Ch21-24 . 21+		SPA.-	-	S111	12AXD-38	6	F		PLW-A4	HSJFP	75	121210 P14	022	
100	SPIRE PLW Ch21-24 . 21-		SPA.-	-	S111	12AXD-38	6	F			HSJFP	75	121210 P14	009	
128	SPIRE PLW Ch21-24 . 21gnd		SPA.-	-	S111	12AXD-38	6	F		Daisy ch to Pin 128 (A2)	HSJFP	75	121210 P14	013	
-															
110	SPIRE PLW Ch21-24 . 22+		SPA.-	-	S111	12AXD-38	6	F		PLW-A1	HSJFP	75	121210 P14	023	

Connector: 211121 J24 **Function:** UFThr 215.0° (SPIRE XS-06JFP13,14,15,16) **Conn.-Type:** 197-011P24-35P (Junct.)
Item: CVVUCR **Location:** 33 / CVV I/F CB Top PFM (CVVUCR) **Backshell:** 128/175_176_01_0A
EMC-Category: 2C/Sig H in Cryostat

Pin	Signal Designation	Interface-Code Circuit	Signal	Pos.	Ch. ID	Wiring	Grouping: Shd	Cable	Twist	Comment	Target-Item	Location	Connector	Pin	New
111	SPIRE PLW Ch21-24 . 22-		SPA.-	-	S111	12AXD-38	6	F			HSJFP	75	121210 P14	010	
128	SPIRE PLW Ch21-24 . 22gnd		SPA.-	-	S111	12AXD-38	6	F		Daisy ch to Pin 128 (A2)	HSJFP	75	121210 P14	013	
-															
118	SPIRE PLW Ch21-24 . 23+		SPA.-	-	S111	12AXD-38	6	F		PLW-DK1	HSJFP	75	121210 P14	024	
119	SPIRE PLW Ch21-24 . 23-		SPA.-	-	S111	12AXD-38	6	F			HSJFP	75	121210 P14	011	
128	SPIRE PLW Ch21-24 . 23gnd		SPA.-	-	S111	12AXD-38	6	F		Daisy ch to Pin 128 (A2)	HSJFP	75	121210 P14	013	
-															
112	SPIRE PLW Ch21-24 . 24+		SPA.-	-	S111	12AXD-38	6	F		PLW-A2	HSJFP	75	121210 P14	025	
120	SPIRE PLW Ch21-24 . 24-		SPA.-	-	S111	12AXD-38	6	F			HSJFP	75	121210 P14	012	
128	SPIRE PLW Ch21-24 . 24gnd		SPA.-	-	S111	12AXD-38	6	F		Daisy ch to Pin 128 (A2)	HSJFP	75	121210 P14	013	
128	SPIRE PLW Ch21-24 . SHD03		SPA.-	-	S111	12AXD-38	6	F		Cable S111 inner Shd daisy ch to Pin 128 (A2)	HSJFP	75	121210 P14	013	
-	Cabel S111 outer Shield									Cabel S111 outer Shd co to Busbar (Faraday)					
-															
-															
-															
047	SPIRE PMW B06 GND WIRE A3		SPX.-	-	S463	010B0-30				Con to Cable from P15 GND/Shds	HSJFP	75	121210 P15	013	
-															
090	SPIRE PLW Ch25-28 . 25+		SPA.-	-	S113	12AXD-38	7	G		PLW-E1	HSJFP	75	121210 P15	001	
079	SPIRE PLW Ch25-28 . 25-		SPA.-	-	S113	12AXD-38	7	G			HSJFP	75	121210 P15	014	
047	SPIRE PLW Ch25-28 . 25gnd		SPA.-	-	S113	12AXD-38	7	G		Daisy ch to Pin 047 (A3)	HSJFP	75	121210 P15	013	
-															
102	SPIRE PLW Ch25-28 . 26+		SPA.-	-	S113	12AXD-38	7	G		PLW-E2	HSJFP	75	121210 P15	002	
101	SPIRE PLW Ch25-28 . 26-		SPA.-	-	S113	12AXD-38	7	G			HSJFP	75	121210 P15	015	
047	SPIRE PLW Ch25-28 . 26gnd		SPA.-	-	S113	12AXD-38	7	G		Daisy ch to Pin 047 (A3)	HSJFP	75	121210 P15	013	
-															
092	SPIRE PLW Ch25-28 . 27+		SPA.-	-	S113	12AXD-38	7	G		PLW-E3	HSJFP	75	121210 P15	003	
091	SPIRE PLW Ch25-28 . 27-		SPA.-	-	S113	12AXD-38	7	G			HSJFP	75	121210 P15	016	
047	SPIRE PLW Ch25-28 . 27gnd		SPA.-	-	S113	12AXD-38	7	G		Daisy ch to Pin 047 (A3)	HSJFP	75	121210 P15	013	
-															
103	SPIRE PLW Ch25-28 . 28+		SPA.-	-	S113	12AXD-38	7	G		PLW-E4	HSJFP	75	121210 P15	004	
113	SPIRE PLW Ch25-28 . 28-		SPA.-	-	S113	12AXD-38	7	G			HSJFP	75	121210 P15	017	
047	SPIRE PLW Ch25-28 . 28gnd		SPA.-	-	S113	12AXD-38	7	G		Daisy ch to Pin 047 (A3)	HSJFP	75	121210 P15	013	
047	SPIRE PLW Ch25-28 . SHD01		SPA.-	-	S113	12AXD-38	7	G		Cable S113 inner Shd daisy ch to Pin 047 (A3)	HSJFP	75	121210 P15	013	
-	Cabel S113 outer Shield									Cabel S113 outer Shd co to Busbar (Faraday)					

Astrium GmbH	Pin Allocation List (Harness)	Doc.No.: HP-2-ASED-IC-0016
Project: HERSCHEL		Issue: 1.0 Date: 21.04.2004
		Sheet: PAL-5 (of 9)

Connector: 211121 J24 **Function:** UFThr 215.0° (SPIRE XS-06JFP13,14,15,16) **Conn.-Type:** 197-011P24-35P (Junct.)

Item: CVVUCR **Location:** 33 / CVV I/F CB Top PFM (CVVUCR) **Backshell:** 128/175_176_01_0A

EMC-Category: 2C/Sig H in Cryostat

Pin	Signal Designation	Interface-Code Circuit	Signal	Pos.	Ch. ID	Wiring	Grouping: Shd	Cable	Twist	Comment	Target-Item	Location	Connector	Pin	New
-															
-															
058	SPIRE PLW Ch29-32 . 29+		SPA.-	-	S114	12AXD-38	8	H		PLW-D1	HSJFP	75	121210 P15	005	
046	SPIRE PLW Ch29-32 . 29-		SPA.-	-	S114	12AXD-38	8	H			HSJFP	75	121210 P15	018	
047	SPIRE PLW Ch29-32 . 29gnd		SPA.-	-	S114	12AXD-38	8	H		Daisy ch to Pin 047 (A3)	HSJFP	75	121210 P15	013	
-															
068	SPIRE PLW Ch29-32 . 30+		SPA.-	-	S114	12AXD-38	8	H		PLW-D2	HSJFP	75	121210 P15	006	
057	SPIRE PLW Ch29-32 . 30-		SPA.-	-	S114	12AXD-38	8	H			HSJFP	75	121210 P15	019	
047	SPIRE PLW Ch29-32 . 30gnd		SPA.-	-	S114	12AXD-38	8	H		Daisy ch to Pin 047 (A3)	HSJFP	75	121210 P15	013	
-															
069	SPIRE PLW Ch29-32 . 31+		SPA.-	-	S114	12AXD-38	8	H		PLW-D3	HSJFP	75	121210 P15	020	
080	SPIRE PLW Ch29-32 . 31-		SPA.-	-	S114	12AXD-38	8	H			HSJFP	75	121210 P15	007	
047	SPIRE PLW Ch29-32 . 31gnd		SPA.-	-	S114	12AXD-38	8	H		Daisy ch to Pin 047 (A3)	HSJFP	75	121210 P15	013	
-															
070	SPIRE PLW Ch29-32 . 32+		SPA.-	-	S114	12AXD-38	8	H		PLW-D4	HSJFP	75	121210 P15	021	
081	SPIRE PLW Ch29-32 . 32-		SPA.-	-	S114	12AXD-38	8	H			HSJFP	75	121210 P15	008	
047	SPIRE PLW Ch29-32 . 32gnd		SPA.-	-	S114	12AXD-38	8	H		Daisy ch to Pin 047 (A3)	HSJFP	75	121210 P15	013	
047	SPIRE PLW Ch29-32 . SHD02		SPA.-	-	S114	12AXD-38	8	H		Cable S114 inner Shd daisy ch to Pin 047 (A3)	HSJFP	75	121210 P15	013	
-	*Cabel S114 outer Shield*									*Cabel S114 outer Shd co to* Busbar (Faraday)					
-															
-															
023	SPIRE PLW Ch33-36 . 33+		SPA.-	-	S115	12AXD-38	9	I		PLW-C1	HSJFP	75	121210 P15	022	
034	SPIRE PLW Ch33-36 . 33-		SPA.-	-	S115	12AXD-38	9	I			HSJFP	75	121210 P15	009	
047	SPIRE PLW Ch33-36 . 33gnd		SPA.-	-	S115	12AXD-38	9	I		Daisy ch to Pin 047 (A3)	HSJFP	75	121210 P15	013	
-															
033	SPIRE PLW Ch33-36 . 34+		SPA.-	-	S115	12AXD-38	9	I		PLW-C3	HSJFP	75	121210 P15	023	
045	SPIRE PLW Ch33-36 . 34-		SPA.-	-	S115	12AXD-38	9	I			HSJFP	75	121210 P15	010	
047	SPIRE PLW Ch33-36 . 34gnd		SPA.-	-	S115	12AXD-38	9	I		Daisy ch to Pin 047 (A3)	HSJFP	75	121210 P15	013	
-															
044	SPIRE PLW Ch33-36 . 35+		SPA.-	-	S115	12AXD-38	9	I		PLW-C5	HSJFP	75	121210 P15	024	
056	SPIRE PLW Ch33-36 . 35-		SPA.-	-	S115	12AXD-38	9	I			HSJFP	75	121210 P15	011	
047	SPIRE PLW Ch33-36 . 35gnd		SPA.-	-	S115	12AXD-38	9	I		Daisy ch to Pin 047 (A3)	HSJFP	75	121210 P15	013	
-															
022	SPIRE PLW Ch33-36 . 36+		SPA.-	-	S115	12AXD-38	9	I		PLW-T2	HSJFP	75	121210 P15	025	
032	SPIRE PLW Ch33-36 . 36-		SPA.-	-	S115	12AXD-38	9	I			HSJFP	75	121210 P15	012	
047	SPIRE PLW Ch33-36 . 36gnd		SPA.-	-	S115	12AXD-38	9	I		Daisy ch to Pin 047 (A3)	HSJFP	75	121210 P15	013	

Pin Allocation List
(Harness)

Connector: 211121 J24 **Function:** UFThr 215.0° (SPIRE XS-06JFP13,14,15,16) **Conn.-Type:** 197-011P24-35P (Junct.)
Item: CVVUCR **Location:** 33 / CVV I/F CB Top PFM (CVVUCR) **Backshell:** 128/175_176_01_0A
EMC-Category: 2C/Sig H in Cryostat

Pin	Signal Designation	Interface-Code Circuit	Signal	Pos.	Ch. ID	Wiring	Grouping: Shd	Cable	Twist	Comment	Target-Item	Location	Connector	Pin	New
047	SPIRE PLW Ch33-36 . SHD03		SPA.-	-	S115	12AXD-38	9	I		Cable S115 inner Shd daisy ch to Pin 047 (A3)	HSJFP	75	121210 P15	013	
-	Cabel S115 outer Shield									Cabel S115 outer Shd co to Busbar (Faraday)					
-															
-															
-															
004	SPIRE PMW B06 GND WIRE A4		SPX.-	-	S464	010B0-30				Con to Cable from P13 GND/Shds	HSJFP	75	121210 P16	013	
-															
013	SPIRE PLW Ch37-40 . 37+		SPA.-	-	S118	12AXD-38				PLW-E5	HSJFP	75	121210 P16	001	
012	SPIRE PLW Ch37-40 . 37-		SPA.-	-	S118	12AXD-38	10	J			HSJFP	75	121210 P16	014	
004	SPIRE PLW Ch37-40 . 37gnd		SPA.-	-	S118	12AXD-38	10	J		Daisy ch to Pin 004 (A4)	HSJFP	75	121210 P16	013	
-															
021	SPIRE PLW Ch37-40 . 38+		SPA.-	-	S118	12AXD-38	10	J		PLW-C6	HSJFP	75	121210 P16	002	
020	SPIRE PLW Ch37-40 . 38-		SPA.-	-	S118	12AXD-38	10	J			HSJFP	75	121210 P16	015	
004	SPIRE PLW Ch37-40 . 38gnd		SPA.-	-	S118	12AXD-38	10	J		Daisy ch to Pin 004 (A4)	HSJFP	75	121210 P16	013	
-															
031	SPIRE PLW Ch37-40 . 39+		SPA.-	-	S118	12AXD-38	10	J		PLW-C8	HSJFP	75	121210 P16	003	
043	SPIRE PLW Ch37-40 . 39-		SPA.-	-	S118	12AXD-38	10	J			HSJFP	75	121210 P16	016	
004	SPIRE PLW Ch37-40 . 39gnd		SPA.-	-	S118	12AXD-38	10	J		Daisy ch to Pin 004 (A4)	HSJFP	75	121210 P16	013	
-															
042	SPIRE PLW Ch37-40 . 40+		SPA.-	-	S118	12AXD-38	10	J		PLW-D5	HSJFP	75	121210 P16	004	
054	SPIRE PLW Ch37-40 . 40-		SPA.-	-	S118	12AXD-38	10	J			HSJFP	75	121210 P16	017	
004	SPIRE PLW Ch37-40 . 40gnd		SPA.-	-	S118	12AXD-38	10	J		Daisy ch to Pin 004 (A4)	HSJFP	75	121210 P16	013	
004	SPIRE PLW Ch37-40 . SHD01		SPA.-	-	S118	12AXD-38	10	J		Cable S118 inner Shd daisy ch to Pin 004 (A4)	HSJFP	75	121210 P16	013	
-	Cabel S118 outer Shield									Cabel S118 outer Shd co to Busbar (Faraday)					
-															
-															
010	SPIRE PLW Ch41-44 . 41+		SPA.-	-	S119	12AXD-38	11	K		PLW-D6	HSJFP	75	121210 P16	005	
011	SPIRE PLW Ch41-44 . 41-		SPA.-	-	S119	12AXD-38	11	K			HSJFP	75	121210 P16	018	
004	SPIRE PLW Ch41-44 . 41gnd		SPA.-	-	S119	12AXD-38	11	K		Daisy ch to Pin 004 (A4)	HSJFP	75	121210 P16	013	
-															
019	SPIRE PLW Ch41-44 . 42+		SPA.-	-	S119	12AXD-38	11	K		PLW-D7	HSJFP	75	121210 P16	006	
029	SPIRE PLW Ch41-44 . 42-		SPA.-	-	S119	12AXD-38	11	K			HSJFP	75	121210 P16	019	
004	SPIRE PLW Ch41-44 . 42gnd		SPA.-	-	S119	12AXD-38	11	K		Daisy ch to Pin 004 (A4)	HSJFP	75	121210 P16	013	
-															

Astrium GmbH	Pin Allocation List (Harness)	Doc.No.: HP-2-ASED-IC-0016
Project: HERSCHEL		Issue: 1.0 Date: 21.04.2004
		Sheet: PAL-7 (of 9)

Connector: 211121 J24 **Function:** UFThr 215.0° (SPIRE XS-06JFP13,14,15,16) **Conn.-Type:** 197-011P24-35P (Junct.)

Item: CVVUCR **Location:** 33 / CVV I/F CB Top PFM (CVVUCR) **Backshell:** 128/175_176_01_0A

EMC-Category: 2C/Sig H in Cryostat

Pin	Signal Designation	Interface-Code Circuit	Signal	Pos.	Ch. ID	Wiring	Grouping: Shd	Cable	Twist	Comment	Target-Item	Location	Connector	Pin	New
041	SPIRE PLW Ch41-44 . 43+		SPA.-	-	S119	12AXD-38	11	K		PLW-D8	HSJFP	75	121210 P16	020	
030	SPIRE PLW Ch41-44 . 43-		SPA.-	-	S119	12AXD-38	11	K			HSJFP	75	121210 P16	007	
004	SPIRE PLW Ch41-44 . 43gnd		SPA.-	-	S119	12AXD-38	11	K		Daisy ch to Pin 004 (A4)	HSJFP	75	121210 P16	013	
-															
053	SPIRE PLW Ch41-44 . 44+		SPA.-	-	S119	12AXD-38	11	K		PLW-E7	HSJFP	75	121210 P16	021	
052	SPIRE PLW Ch41-44 . 44-		SPA.-	-	S119	12AXD-38	11	K			HSJFP	75	121210 P16	008	
004	SPIRE PLW Ch41-44 . 44gnd		SPA.-	-	S119	12AXD-38	11	K		Daisy ch to Pin 004 (A4)	HSJFP	75	121210 P16	013	
004	SPIRE PLW Ch41-44 . SHD02		SPA.-	-	S119	12AXD-38	11	K		Cable S119 inner Shd daisy ch to Pin 004 (A4)	HSJFP	75	121210 P16	013	
-	Cabel S119 outer Shield									Cabel S119 outer Shd co to Busbar (Faraday)					
-															
-															
009	SPIRE PLW Ch45-48 . 45+		SPA.-	-	S120	12AXD-38	12	L		PLW-E6	HSJFP	75	121210 P16	022	
017	SPIRE PLW Ch45-48 . 45-		SPA.-	-	S120	12AXD-38	12	L			HSJFP	75	121210 P16	009	
004	SPIRE PLW Ch45-48 . 45gnd		SPA.-	-	S120	12AXD-38	12	L		Daisy ch to Pin 004 (A4)	HSJFP	75	121210 P16	013	
-															
018	SPIRE PLW Ch45-48 . 46+		SPA.-	-	S120	12AXD-38	12	L		PLW-E8	HSJFP	75	121210 P16	023	
028	SPIRE PLW Ch45-48 . 46-		SPA.-	-	S120	12AXD-38	12	L			HSJFP	75	121210 P16	010	
004	SPIRE PLW Ch45-48 . 46gnd		SPA.-	-	S120	12AXD-38	12	L		Daisy ch to Pin 004 (A4)	HSJFP	75	121210 P16	013	
-															
016	SPIRE PLW Ch45-48 . 47+		SPA.-	-	S120	12AXD-38	12	L		PLW-DK2	HSJFP	75	121210 P16	024	
027	SPIRE PLW Ch45-48 . 47-		SPA.-	-	S120	12AXD-38	12	L			HSJFP	75	121210 P16	011	
004	SPIRE PLW Ch45-48 . 47gnd		SPA.-	-	S120	12AXD-38	12	L		Daisy ch to Pin 004 (A4)	HSJFP	75	121210 P16	013	
-															
040	SPIRE PLW Ch45-48 . 48+		SPA.-	-	S120	12AXD-38	12	L		PLW-E9	HSJFP	75	121210 P16	025	
039	SPIRE PLW Ch45-48 . 48-		SPA.-	-	S120	12AXD-38	12	L			HSJFP	75	121210 P16	012	
004	SPIRE PLW Ch45-48 . 48gnd		SPA.-	-	S120	12AXD-38	12	L		Daisy ch to Pin 004 (A4)	HSJFP	75	121210 P16	013	
004	SPIRE PLW Ch45-48 . SHD03		SPA.-	-	S120	12AXD-38	12	L		Cable S120 inner Shd daisy ch to Pin 004 (A4)	HSJFP	75	121210 P16	013	
-	Cabel S120 outer Shield									Cabel S120 outer Shd co to Busbar (Faraday)					
-				-											
-															
-															
001	Faraday Pins									Connected to Busbar ECR0039 tbc					
002	Faraday Pins									Connected to Busbar ECR0039 tbc					

Astrium GmbH	Pin Allocation List (Harness)	Doc.No.: HP-2-ASED-IC-0016
Project: HERSCHEL		Issue: 1.0 Date: 21.04.2004
		Sheet: PAL-8 (of 9)

Connector: 211121 J24 **Function:** UFThr 215.0° (SPIRE XS-06JFP13,14,15,16) **Conn.-Type:** 197-011P24-35P (Junct.)

Item: CVVUCR **Location:** 33 / CVV I/F CB Top PFM (CVVUCR) **Backshell:** 128/175_176_01_0A

EMC-Category: 2C/Sig H in Cryostat

Pin	Signal Designation	Interface-Code Circuit	Signal	Pos.	Ch. ID	Wiring	Grouping: Shd	Cable	Twist	Comment	Target-Item	Location	Connector	Pin	New
003	Faraday Pins									Connected to Busbar ECR0039 tbc					
005	Faraday Pins									Connected to Busbar ECR0039 tbc					
006	Faraday Pins									Connected to Busbar ECR0039 tbc					
007	Faraday Pins									Connected to Busbar ECR0039 tbc					
008	Faraday Pins									Connected to Busbar ECR0039 tbc					
014	Faraday Pins									Connected to Busbar ECR0039 tbc					
015	Faraday Pins									Connected to Busbar ECR0039 tbc					
024	Faraday Pins									Connected to Busbar ECR0039 tbc					
025	Faraday Pins									Connected to Busbar ECR0039 tbc					
035	Faraday Pins									Connected to Busbar ECR0039 tbc					
082	Faraday Pins									Connected to Busbar ECR0039 tbc					
093	Faraday Pins									Connected to Busbar ECR0039 tbc					
094	Faraday Pins									Connected to Busbar ECR0039 tbc					
104	Faraday Pins									Connected to Busbar ECR0039 tbc					
105	Faraday Pins									Connected to Busbar ECR0039 tbc					
114	Faraday Pins									Connected to Busbar ECR0039 tbc					
115	Faraday Pins									Connected to Busbar ECR0039 tbc					
121	Faraday Pins									Connected to Busbar ECR0039 tbc					
122	Faraday Pins									Connected to Busbar ECR0039 tbc					
123	Faraday Pins									Connected to Busbar ECR0039 tbc					

Pin Allocation List
(Harness)

Connector: 211121 J24
Item: CVVUCR
EMC-Category: 2C/Sig H in Cryostat

Function: UFThr 215.0° (SPIRE XS-06JFP13,14,15,16)
Location: 33 / CVV I/F CB Top PFM (CVVUCR)

Conn.-Type: 197-011P24-35P (Junct.)
Backshell: 128/175_176_01_0A

Pin	Signal Designation	Interface-Code Circuit	Signal	Pos.	Ch. ID	Wiring	Grouping: Shd	Cable	Twist	Comment	Target-Item	Location	Connector	Pin	New
124	Faraday Pins									Connected to Busbar ECR0039 tbc					
125	Faraday Pins									Connected to Busbar ECR0039 tbc					
126	Faraday Pins									Connected to Busbar ECR0039 tbc					
127	Faraday Pins									Connected to Busbar ECR0039 tbc					
-															
-	Connector Housing									CH isolated from Faraday Shds					
-	Overall Shd	SHD		-						No Overall Shd at Junction side					
-										Bundles isolated from S/C structure					

Astrium GmbH		Doc.No.: HP-2-ASED-IC-0016
Project: HERSCHEL	For wiring schematic see SIH-CS-04 CVVUCR J22	Issue: 1.0 Date: 21.04.2004
		Sheet: PAL-1 (of 8)

Pin Allocation List
(Harness)

Connector: 211121 J25 **Function:** UFThr 235.0° (SPIRE XS-07 JFP9,10,11,12) **Conn.-Type:** 197-011P24-35P (Junct.)

Item: CVVUCR **Location:** 33 / CVV I/F CB Top PFM (CVVUCR) **Backshell:** 128/175_176_01_0A

EMC-Category: 2C/Sig H in Cryostat

Pin	Signal Designation	Interface-Code Circuit	Signal	Pos.	Ch. ID	Wiring	Grouping: Shd	Cable	Twist	Comment	Target-Item	Location	Connector	Pin	New
036	SPIRE PLW B07 GND WIRE A1		SPX.-	-	S471	010B0-30				Con to Cable from P09 GND/Shds	HSJFP	75	121210 P09	13	
-															
026	SPIRE PSW (5) Ch01-04 . 1+		SPC.-	-	S158	12AXD-38	1			PSW-D11	HSJFP	75	121210 P09	001	
037	SPIRE PSW (5) Ch01-04 . 1-		SPC.-	-	S158	12AXD-38	1				HSJFP	75	121210 P09	014	
036	SPIRE PSW (5) Ch01-04 . 1gnd		SPC.-	-	S158	12AXD-38	1			Daisy ch to Pin 36 (A1)	HSJFP	75	121210 P09	013	
-															
038	SPIRE PSW (5) Ch01-04 . 2+		SPC.-	-	S158	12AXD-38	1			PSW-A10	HSJFP	75	121210 P09	002	
049	SPIRE PSW (5) Ch01-04 . 2-		SPC.-	-	S158	12AXD-38	1				HSJFP	75	121210 P09	015	
036	SPIRE PSW (5) Ch01-04 . 2gnd		SPC.-	-	S158	12AXD-38	1			Daisy ch to Pin 36 (A1)	HSJFP	75	121210 P09	013	
-															
048	SPIRE PSW (5) Ch01-04 . 3+		SPC.-	-	S158	12AXD-38	1			PSW-E10	HSJFP	75	121210 P09	003	
060	SPIRE PSW (5) Ch01-04 . 3-		SPC.-	-	S158	12AXD-38	1				HSJFP	75	121210 P09	016	
036	SPIRE PSW (5) Ch01-04 . 3gnd		SPC.-	-	S158	12AXD-38	1			Daisy ch to Pin 36 (A1)	HSJFP	75	121210 P09	013	
-															
059	SPIRE PSW (5) Ch01-04 . 4+		SPC.-	-	S158	12AXD-38	1			PSW-C10	HSJFP	75	121210 P09	004	
071	SPIRE PSW (5) Ch01-04 . 4-		SPC.-	-	S158	12AXD-38	1				HSJFP	75	121210 P09	017	
036	SPIRE PSW (5) Ch01-04 . 4gnd		SPC.-	-	S158	12AXD-38	1			Daisy ch to Pin 36 (A1)	HSJFP	75	121210 P09	013	
036	SPIRE PSW (5) Ch01-04 . SHD01		SPC.-	-	S158	12AXD-38	1			Cable S158 inner Shd daisy ch to Pin 36 (A1)	HSJFP	75	121210 P09	013	
-	Cable S158 outer Shield									Cable S158 outer Shd con to Busbar (Faraday)					
-															
-															
050	SPIRE PSW (5) Ch05-08 . 5+		SPC.-	-	S159	12AXD-38	2			PSW-B10	HSJFP	75	121210 P09	005	
061	SPIRE PSW (5) Ch05-08 . 5-		SPC.-	-	S159	12AXD-38	2				HSJFP	75	121210 P09	018	
036	SPIRE PSW (5) Ch05-08 . 5gnd		SPC.-	-	S159	12AXD-38	2			Daisy ch to Pin 36 (A1)	HSJFP	75	121210 P09	013	
-															
062	SPIRE PSW (5) Ch05-08 . 6+		SPC.-	-	S159	12AXD-38	2			PSW-D10	HSJFP	75	121210 P09	006	
051	SPIRE PSW (5) Ch05-08 . 6-		SPC.-	-	S159	12AXD-38	2				HSJFP	75	121210 P09	019	
036	SPIRE PSW (5) Ch05-08 . 6gnd		SPC.-	-	S159	12AXD-38	2			Daisy ch to Pin 36 (A1)	HSJFP	75	121210 P09	013	
-															
063	SPIRE PSW (5) Ch05-08 . 7+		SPC.-	-	S159	12AXD-38	2			PSW-A9	HSJFP	75	121210 P09	020	
075	SPIRE PSW (5) Ch05-08 . 7-		SPC.-	-	S159	12AXD-38	2				HSJFP	75	121210 P09	007	
036	SPIRE PSW (5) Ch05-08 . 7gnd		SPC.-	-	S159	12AXD-38	2			Daisy ch to Pin 36 (A1)	HSJFP	75	121210 P09	013	
-															
074	SPIRE PSW (5) Ch05-08 . 8+		SPC.-	-	S159	12AXD-38	2			PSW-E9	HSJFP	75	121210 P09	021	
073	SPIRE PSW (5) Ch05-08 . 8-		SPC.-	-	S159	12AXD-38	2				HSJFP	75	121210 P09	008	
036	SPIRE PSW (5) Ch05-08 . 8gnd		SPC.-	-	S159	12AXD-38	2			Daisy ch to Pin 36 (A1)	HSJFP	75	121210 P09	013	

Astrium GmbH	Pin Allocation List (Harness)	Doc.No.: HP-2-ASED-IC-0016
Project: HERSCHEL		Issue: 1.0 Date: 21.04.2004
		Sheet: PAL-2 (of 8)

Connector: 211121 J25 **Function:** UFThr 235.0° (SPIRE XS-07 JFP9,10,11,12) **Conn.-Type:** 197-011P24-35P (Junct.)

Item: CVVUCR **Location:** 33 / CVV I/F CB Top PFM (CVVUCR) **Backshell:** 128/175_176_01_0A

EMC-Category: 2C/Sig H in Cryostat

Pin	Signal Designation	Interface-Code Circuit	Signal	Pos.	Ch. ID	Wiring	Grouping: Shd	Cable	Twist	Comment	Target-Item	Location	Connector	Pin	New
036	SPIRE PSW (5) Ch05-08 . SHD02		SPC.-	-	S159	12AXD-38	2			Cable S159 inner Shd daisy ch to Pin 36 (A1)	HSJFP	75	121210 P09	013	
-	Cable S159 outer Shield									Cable S159 outer Shd con to Busbar (Faraday)					
-															
-															
083	SPIRE PSW (5) Ch09-12 . 9+		SPC.-	-	S160	12AXD-38	3			PSW-C9	HSJFP	75	121210 P09	022	
072	SPIRE PSW (5) Ch09-12 . 9-		SPC.-	-	S160	12AXD-38	3				HSJFP	75	121210 P09	009	
036	SPIRE PSW (5) Ch09-12 . 9gnd		SPC.-	-	S160	12AXD-38	3			Daisy ch to Pin 36 (A1)	HSJFP	75	121210 P09	013	
-															
095	SPIRE PSW (5) Ch09-12 . 10+		SPC.-	-	S160	12AXD-38	3			PSW-B9	HSJFP	75	121210 P09	023	
084	SPIRE PSW (5) Ch09-12 . 10-		SPC.-	-	S160	12AXD-38	3				HSJFP	75	121210 P09	010	
036	SPIRE PSW (5) Ch09-12 . 10gnd		SPC.-	-	S160	12AXD-38	3			Daisy ch to Pin 36 (A1)	HSJFP	75	121210 P09	013	
-															
096	SPIRE PSW (5) Ch09-12 . 11+		SPC.-	-	S160	12AXD-38	3			PSW-D9	HSJFP	75	121210 P09	024	
085	SPIRE PSW (5) Ch09-12 . 11-		SPC.-	-	S160	12AXD-38	3				HSJFP	75	121210 P09	011	
036	SPIRE PSW (5) Ch09-12 . 11gnd		SPC.-	-	S160	12AXD-38	3			Daisy ch to Pin 36 (A1)	HSJFP	75	121210 P09	013	
-															
106	SPIRE PSW (5) Ch09-12 . 12+		SPC.-	-	S160	12AXD-38	3			PSW-A8	HSJFP	75	121210 P09	025	
107	SPIRE PSW (5) Ch09-12 . 12-		SPC.-	-	S160	12AXD-38	3				HSJFP	75	121210 P09	012	
036	SPIRE PSW (5) Ch09-12 . 12gnd		SPC.-	-	S160	12AXD-38	3			Daisy ch to Pin 36 (A1)	HSJFP	75	121210 P09	013	
036	SPIRE PSW (5) Ch09-12 . SHD03		SPC.-	-	S160	12AXD-38	3			Cable S160 inner Shd daisy ch to Pin 36 (A1)	HSJFP	75	121210 P09	013	
-	Cable S160 outer Shield									Cable S160 outer Shd con to Busbar (Faraday)					
-															
-															
-															
128	SPIRE PLW B07 GND WIRE A2		SPX.-	-	S472	010B0-30				Con to Cable from P10 GND/Shds	HSJFP	75	121210 P10	013	
-															
086	SPIRE PSW (5) Ch13-16 . 13+		SPC.-	-	S163	12AXD-38	4			PSW-C8	HSJFP	75	121210 P10	001	
087	SPIRE PSW (5) Ch13-16 . 13-		SPC.-	-	S163	12AXD-38	4				HSJFP	75	121210 P10	014	
128	SPIRE PSW (5) Ch13-16 . 13gnd		SPC.-	-	S163	12AXD-38	4			Daisy ch to Pin 128 (A2)	HSJFP	75	121210 P10	013	
-															
097	SPIRE PSW (5) Ch13-16 . 14+		SPC.-	-	S163	12AXD-38	4			PSW-E8	HSJFP	75	121210 P10	002	
098	SPIRE PSW (5) Ch13-16 . 14-		SPC.-	-	S163	12AXD-38	4				HSJFP	75	121210 P10	015	
128	SPIRE PSW (5) Ch13-16 . 14gnd		SPC.-	-	S163	12AXD-38	4			Daisy ch to Pin 128 (A2)	HSJFP	75	121210 P10	013	
-															

Astrium GmbH	Pin Allocation List (Harness)	Doc.No.: HP-2-ASED-IC-0016
Project: HERSCHEL		Issue: 1.0 Date: 21.04.2004
		Sheet: PAL-3 (of 8)

Connector: 211121 J25 **Function:** UFThr 235.0° (SPIRE XS-07 JFP9,10,11,12) **Conn.-Type:** 197-011P24-35P (Junct.)

Item: CVVUCR **Location:** 33 / CVV I/F CB Top PFM (CVVUCR) **Backshell:** 128/175_176_01_0A

EMC-Category: 2C/Sig H in Cryostat

Pin	Signal Designation	Interface-Code Circuit	Signal	Pos.	Ch. ID	Wiring	Grouping: Shd	Cable	Twist	Comment	Target-Item	Location	Connector	Pin	New
108	SPIRE PSW (5) Ch13-16 . 15+		SPC.-	-	S163	12AXD-38	4			PSW-D8	HSJFP	75	121210 P10	003	
109	SPIRE PSW (5) Ch13-16 . 15-		SPC.-	-	S163	12AXD-38	4				HSJFP	75	121210 P10	016	
128	SPIRE PSW (5) Ch13-16 . 15gnd		SPC.-	-	S163	12AXD-38	4			Daisy ch to Pin 128 (A2)	HSJFP	75	121210 P10	013	
-															
116	SPIRE PSW (5) Ch13-16 . 16+		SPC.-	-	S163	12AXD-38	4			PSW-B8	HSJFP	75	121210 P10	004	
117	SPIRE PSW (5) Ch13-16 . 16-		SPC.-	-	S163	12AXD-38	4				HSJFP	75	121210 P10	017	
128	SPIRE PSW (5) Ch13-16 . 16gnd		SPC.-	-	S163	12AXD-38	4			Daisy ch to Pin 128 (A2)	HSJFP	75	121210 P10	013	
128	SPIRE PSW (5) Ch13-16 . SHD01		SPC.-	-	S163	12AXD-38	4			Cable S163 inner Shd daisy ch to Pin 128 (A2)	HSJFP	75	121210 P10	013	
-	Cable S163 outer Shield									Cable S163 outer Shd con to Busbar (Faraday)					
-															
-															
055	SPIRE PSW (5) Ch17-20 . 17+		SPC.-	-	S164	12AXD-38	5			PSW-C7	HSJFP	75	121210 P10	005	
066	SPIRE PSW (5) Ch17-20 . 17-		SPC.-	-	S164	12AXD-38	5				HSJFP	75	121210 P10	018	
128	SPIRE PSW (5) Ch17-20 . 17gnd		SPC.-	-	S164	12AXD-38	5			Daisy ch to Pin 128 (A2)	HSJFP	75	121210 P10	013	
-															
067	SPIRE PSW (5) Ch17-20 . 18+		SPC.-	-	S164	12AXD-38	5			PSW-E7	HSJFP	75	121210 P10	006	
078	SPIRE PSW (5) Ch17-20 . 18-		SPC.-	-	S164	12AXD-38	5				HSJFP	75	121210 P10	019	
128	SPIRE PSW (5) Ch17-20 . 18gnd		SPC.-	-	S164	12AXD-38	5			Daisy ch to Pin 128 (A2)	HSJFP	75	121210 P10	013	
-															
076	SPIRE PSW (5) Ch17-20 . 19+		SPC.-	-	S164	12AXD-38	5			PSW-A7	HSJFP	75	121210 P10	020	
077	SPIRE PSW (5) Ch17-20 . 19-		SPC.-	-	S164	12AXD-38	5				HSJFP	75	121210 P10	007	
128	SPIRE PSW (5) Ch17-20 . 19gnd		SPC.-	-	S164	12AXD-38	5			Daisy ch to Pin 128 (A2)	HSJFP	75	121210 P10	013	
-															
088	SPIRE PSW (5) Ch17-20 . 20+		SPC.-	-	S164	12AXD-38	5			PSW-D7	HSJFP	75	121210 P10	021	
089	SPIRE PSW (5) Ch17-20 . 20-		SPC.-	-	S164	12AXD-38	5				HSJFP	75	121210 P10	008	
128	SPIRE PSW (5) Ch17-20 . 20gnd		SPC.-	-	S164	12AXD-38	5			Daisy ch to Pin 128 (A2)	HSJFP	75	121210 P10	013	
128	SPIRE PSW (5) Ch17-20 . SHD02		SPC.-	-	S164	12AXD-38	5			Cable S164 inner Shd daisy ch to Pin 128 (A2)	HSJFP	75	121210 P10	013	
-	Cable S164 outer Shield									Cable S164 outer Shd con to Busbar (Faraday)					
-															
-															
099	SPIRE PSW (5) Ch21-24 . 21+		SPC.-	-	S165	12AXD-38	6			PSW-B7	HSJFP	75	121210 P10	022	
100	SPIRE PSW (5) Ch21-24 . 21-		SPC.-	-	S165	12AXD-38	6				HSJFP	75	121210 P10	009	
128	SPIRE PSW (5) Ch21-24 . 21gnd		SPC.-	-	S165	12AXD-38	6			Daisy ch to Pin 128 (A2)	HSJFP	75	121210 P10	013	
-															
110	SPIRE PSW (5) Ch21-24 . 22+		SPC.-	-	S165	12AXD-38	6			PSW-C6	HSJFP	75	121210 P10	023	

Astrium GmbH	**Pin Allocation List** (Harness)	Doc.No.: HP-2-ASED-IC-0016
Project: HERSCHEL		Issue: 1.0 Date: 21.04.2004
		Sheet: PAL-4 (of 8)

Connector: 211121 J25 **Function:** UFThr 235.0° (SPIRE XS-07 JFP9,10,11,12) **Conn.-Type:** 197-011P24-35P (Junct.)

Item: CVVUCR **Location:** 33 / CVV I/F CB Top PFM (CVVUCR) **Backshell:** 128/175_176_01_0A

EMC-Category: 2C/Sig H in Cryostat

Pin	Signal Designation	Interface-Code Circuit	Signal	Pos.	Ch. ID	Wiring	Grouping: Shd	Cable	Twist	Comment	Target-Item	Location	Connector	Pin	New
111	SPIRE PSW (5) Ch21-24 . 22-		SPC.-	-	S165	12AXD-38	6				HSJFP	75	121210 P10	010	
128	SPIRE PSW (5) Ch21-24 . 22gnd		SPC.-	-	S165	12AXD-38	6			Daisy ch to Pin 128 (A2)	HSJFP	75	121210 P10	013	
-															
118	SPIRE PSW (5) Ch21-24 . 23+		SPC.-	-	S165	12AXD-38	6			PSW-E6	HSJFP	75	121210 P10	024	
119	SPIRE PSW (5) Ch21-24 . 23-		SPC.-	-	S165	12AXD-38	6				HSJFP	75	121210 P10	011	
128	SPIRE PSW (5) Ch21-24 . 23gnd		SPC.-	-	S165	12AXD-38	6			Daisy ch to Pin 128 (A2)	HSJFP	75	121210 P10	013	
-															
112	SPIRE PSW (5) Ch21-24 . 24+		SPC.-	-	S165	12AXD-38	6			PSW-A6	HSJFP	75	121210 P10	025	
120	SPIRE PSW (5) Ch21-24 . 24-		SPC.-	-	S165	12AXD-38	6				HSJFP	75	121210 P10	012	
128	SPIRE PSW (5) Ch21-24 . 24gnd		SPC.-	-	S165	12AXD-38	6			Daisy ch to Pin 128 (A2)	HSJFP	75	121210 P10	013	
128	SPIRE PSW (5) Ch21-24 . SHD03		SPC.-	-	S165	12AXD-38	6			Cable S165 inner Shd daisy ch to Pin 128 (A2)	HSJFP	75	121210 P10	013	
-	Cable S165 outer Shield									Cable S165 outer Shd con to Busbar (Faraday)					
-															
-															
-															
047	SPIRE PLW B07 GND WIRE A3		SPX.-	-	S473	010B0-30				Con to Cable from P11 GND/Shds	HSJFP	75	121210 P11	013	
-															
090	SPIRE PSW (6) Ch25-28 . 25+		SPC.-	-	S167	12AXD-38	7			PSW-G5	HSJFP	75	121210 P11	001	
079	SPIRE PSW (6) Ch25-28 . 25-		SPC.-	-	S167	12AXD-38	7				HSJFP	75	121210 P11	014	
047	SPIRE PSW (6) Ch25-28 . 25gnd		SPC.-	-	S167	12AXD-38	7			Daisy ch to Pin 047 (A3)	HSJFP	75	121210 P11	013	
-															
102	SPIRE PSW (6) Ch25-28 . 26+		SPC.-	-	S167	12AXD-38	7			PSW-H6	HSJFP	75	121210 P11	002	
101	SPIRE PSW (6) Ch25-28 . 26-		SPC.-	-	S167	12AXD-38	7				HSJFP	75	121210 P11	015	
047	SPIRE PSW (6) Ch25-28 . 26gnd		SPC.-	-	S167	12AXD-38	7			Daisy ch to Pin 047 (A3)	HSJFP	75	121210 P11	013	
-															
092	SPIRE PSW (6) Ch25-28 . 27+		SPC.-	-	S167	12AXD-38	7			PSW-J6	HSJFP	75	121210 P11	003	
091	SPIRE PSW (6) Ch25-28 . 27-		SPC.-	-	S167	12AXD-38	7				HSJFP	75	121210 P11	016	
047	SPIRE PSW (6) Ch25-28 . 27gnd		SPC.-	-	S167	12AXD-38	7			Daisy ch to Pin 047 (A3)	HSJFP	75	121210 P11	013	
-															
103	SPIRE PSW (6) Ch25-28 . 28+		SPC.-	-	S167	12AXD-38	7			PSW-F6	HSJFP	75	121210 P11	004	
113	SPIRE PSW (6) Ch25-28 . 28-		SPC.-	-	S167	12AXD-38	7				HSJFP	75	121210 P11	017	
047	SPIRE PSW (6) Ch25-28 . 28gnd		SPC.-	-	S167	12AXD-38	7			Daisy ch to Pin 047 (A3)	HSJFP	75	121210 P11	013	
047	SPIRE PSW (6) Ch25-28 . SHD01		SPC.-	-	S167	12AXD-38	7			Cable S167 inner Shd daisy ch to Pin 047 (A3)	HSJFP	75	121210 P11	013	
-	Cable S167 outer Shield									Cable S167 outer Shd con to Busbar (Faraday)					

Astrium GmbH	Pin Allocation List (Harness)	Doc.No.: HP-2-ASED-IC-0016
Project: HERSCHEL		Issue: 1.0 Date: 21.04.2004
		Sheet: PAL-5 (of 8)

Connector: 211121 J25 **Function:** UFThr 235.0° (SPIRE XS-07 JFP9,10,11,12) **Conn.-Type:** 197-011P24-35P (Junct.)

Item: CVVUCR **Location:** 33 / CVV I/F CB Top PFM (CVVUCR) **Backshell:** 128/175_176_01_0A

EMC-Category: 2C/Sig H in Cryostat

Pin	Signal Designation	Interface-Code Circuit	Signal	Pos.	Ch. ID	Wiring	Grouping: Shd	Cable	Twist	Comment	Target-Item	Location	Connector	Pin	New
-															
-															
058	SPIRE PSW (6) Ch29-32 . 29+		SPC.-	-	S168	12AXD-38	8			PSW-G6	HSJFP	75	121210 P11	005	
046	SPIRE PSW (6) Ch29-32 . 29-		SPC.-	-	S168	12AXD-38	8				HSJFP	75	121210 P11	018	
047	SPIRE PSW (6) Ch29-32 . 29gnd		SPC.-	-	S168	12AXD-38	8			Daisy ch to Pin 047 (A3)	HSJFP	75	121210 P11	013	
-															
068	SPIRE PSW (6) Ch29-32 . 30+		SPC.-	-	S168	12AXD-38	8			PSW-H7	HSJFP	75	121210 P11	006	
057	SPIRE PSW (6) Ch29-32 . 30-		SPC.-	-	S168	12AXD-38	8				HSJFP	75	121210 P11	019	
047	SPIRE PSW (6) Ch29-32 . 30gnd		SPC.-	-	S168	12AXD-38	8			Daisy ch to Pin 047 (A3)	HSJFP	75	121210 P11	013	
-															
069	SPIRE PSW (6) Ch29-32 . 31+		SPC.-	-	S168	12AXD-38	8			PSW-F7	HSJFP	75	121210 P11	020	
080	SPIRE PSW (6) Ch29-32 . 31-		SPC.-	-	S168	12AXD-38	8				HSJFP	75	121210 P11	007	
047	SPIRE PSW (6) Ch29-32 . 31gnd		SPC.-	-	S168	12AXD-38	8			Daisy ch to Pin 047 (A3)	HSJFP	75	121210 P11	013	
-															
070	SPIRE PSW (6) Ch29-32 . 32+		SPC.-	-	S168	12AXD-38	8			PSW-J7	HSJFP	75	121210 P11	021	
081	SPIRE PSW (6) Ch29-32 . 32-		SPC.-	-	S168	12AXD-38	8				HSJFP	75	121210 P11	008	
047	SPIRE PSW (6) Ch29-32 . 32gnd		SPC.-	-	S168	12AXD-38	8			Daisy ch to Pin 047 (A3)	HSJFP	75	121210 P11	013	
047	SPIRE PSW (6) Ch29-32 . SHD02		SPC.-	-	S168	12AXD-38	8			Cable S168 inner Shd daisy ch to Pin 047 (A3)	HSJFP	75	121210 P11	013	
-	Cable S168 outer Shield									Cable S168 outer Shd con to Busbar (Faraday)					
-															
-															
023	SPIRE PSW (6) Ch33-36 . 33+		SPC.-	-	S169	12AXD-38	9			PSW-G7	HSJFP	75	121210 P11	022	
034	SPIRE PSW (6) Ch33-36 . 33-		SPC.-	-	S169	12AXD-38	9				HSJFP	75	121210 P11	009	
047	SPIRE PSW (6) Ch33-36 . 33gnd		SPC.-	-	S169	12AXD-38	9			Daisy ch to Pin 047 (A3)	HSJFP	75	121210 P11	013	
-															
033	SPIRE PSW (6) Ch33-36 . 34+		SPC.-	-	S169	12AXD-38	9			PSW-H8	HSJFP	75	121210 P11	023	
045	SPIRE PSW (6) Ch33-36 . 34-		SPC.-	-	S169	12AXD-38	9				HSJFP	75	121210 P11	010	
047	SPIRE PSW (6) Ch33-36 . 34gnd		SPC.-	-	S169	12AXD-38	9			Daisy ch to Pin 047 (A3)	HSJFP	75	121210 P11	013	
-															
044	SPIRE PSW (6) Ch33-36 . 35+		SPC.-	-	S169	12AXD-38	9			PSW-F8	HSJFP	75	121210 P11	024	
056	SPIRE PSW (6) Ch33-36 . 35-		SPC.-	-	S169	12AXD-38	9				HSJFP	75	121210 P11	011	
047	SPIRE PSW (6) Ch33-36 . 35gnd		SPC.-	-	S169	12AXD-38	9			Daisy ch to Pin 047 (A3)	HSJFP	75	121210 P11	013	
-															
022	SPIRE PSW (6) Ch33-36 . 36+		SPC.-	-	S169	12AXD-38	9			PSW-G8	HSJFP	75	121210 P11	025	
032	SPIRE PSW (6) Ch33-36 . 36-		SPC.-	-	S169	12AXD-38	9				HSJFP	75	121210 P11	012	
047	SPIRE PSW (6) Ch33-36 . 36gnd		SPC.-	-	S169	12AXD-38	9			Daisy ch to Pin 047 (A3)	HSJFP	75	121210 P11	013	

Astrium GmbH	**Pin Allocation List** (Harness)	Doc.No.: HP-2-ASED-IC-0016
Project: HERSCHEL		Issue: 1.0 Date: 21.04.2004
		Sheet: PAL-6 (of 8)

Connector: 211121 J25 **Function:** UFThr 235.0° (SPIRE XS-07 JFP9,10,11,12) **Conn.-Type:** 197-011P24-35P (Junct.)

Item: CVVUCR **Location:** 33 / CVV I/F CB Top PFM (CVVUCR) **Backshell:** 128/175_176_01_0A

EMC-Category: 2C/Sig H in Cryostat

Pin	Signal Designation	Interface-Code Circuit	Signal	Pos.	Ch. ID	Wiring	Grouping: Shd	Cable	Twist	Comment	Target-Item	Location	Connector	Pin	New
047	SPIRE PSW (6) Ch33-36 . SHD03		SPC.-	-	S169	12AXD-38	9			Cable S169 inner Shd daisy ch to Pin 047 (A3)	HSJFP	75	121210 P11	013	
-	Cable S169 outer Shield									Cable S169 outer Shd con to Busbar (Faraday)					
-															
-															
-															
004	SPIRE PLW B07 GND WIRE A4		SPX.-	-	S474	010B0-30				Con to Cable from P12 GND/Shds	HSJFP	75	121210 P12	013	
-															
013	SPIRE PSW (6) Ch37-40 . 37+		SPC.-	-	S172	12AXD-38	10			PSW-J8	HSJFP	75	121210 P12	001	
012	SPIRE PSW (6) Ch37-40 . 37-		SPC.-	-	S172	12AXD-38	10				HSJFP	75	121210 P12	014	
004	SPIRE PSW (6) Ch37-40 . 37gnd		SPC.-	-	S172	12AXD-38	10			Daisy ch to Pin 004 (A4)	HSJFP	75	121210 P12	013	
-															
021	SPIRE PSW (6) Ch37-40 . 38+		SPC.-	-	S172	12AXD-38	10			PSW-F9	HSJFP	75	121210 P12	002	
020	SPIRE PSW (6) Ch37-40 . 38-		SPC.-	-	S172	12AXD-38	10				HSJFP	75	121210 P12	015	
004	SPIRE PSW (6) Ch37-40 . 38gnd		SPC.-	-	S172	12AXD-38	10			Daisy ch to Pin 004 (A4)	HSJFP	75	121210 P12	013	
-															
031	SPIRE PSW (6) Ch37-40 . 39+		SPC.-	-	S172	12AXD-38	10			PSW-H9	HSJFP	75	121210 P12	003	
043	SPIRE PSW (6) Ch37-40 . 39-		SPC.-	-	S172	12AXD-38	10				HSJFP	75	121210 P12	016	
004	SPIRE PSW (6) Ch37-40 . 39gnd		SPC.-	-	S172	12AXD-38	10			Daisy ch to Pin 004 (A4)	HSJFP	75	121210 P12	013	
-															
042	SPIRE PSW (6) Ch37-40 . 40+		SPC.-	-	S172	12AXD-38	10			PSW-G9	HSJFP	75	121210 P12	004	
054	SPIRE PSW (6) Ch37-40 . 40-		SPC.-	-	S172	12AXD-38	10				HSJFP	75	121210 P12	017	
004	SPIRE PSW (6) Ch37-40 . 40gnd		SPC.-	-	S172	12AXD-38	10			Daisy ch to Pin 004 (A4)	HSJFP	75	121210 P12	013	
004	SPIRE PSW (6) Ch37-40 . SHD01		SPC.-	-	S172	12AXD-38	10			Cable S172 inner Shd daisy ch to Pin 004 (A4)	HSJFP	75	121210 P12	013	
-	Cable S172 outer Shield									Cable S172 outer Shd con to Busbar (Faraday)					
-															
-															
010	SPIRE PSW (6) Ch41-44 . 41+		SPC.-	-	S173	12AXD-38	11			PSW-J9	HSJFP	75	121210 P12	005	
011	SPIRE PSW (6) Ch41-44 . 41-		SPC.-	-	S173	12AXD-38	11				HSJFP	75	121210 P12	018	
004	SPIRE PSW (6) Ch41-44 . 41gnd		SPC.-	-	S173	12AXD-38	11			Daisy ch to Pin 004 (A4)	HSJFP	75	121210 P12	013	
-															
019	SPIRE PSW (6) Ch41-44 . 42+		SPC.-	-	S173	12AXD-38	11			PSW-F10	HSJFP	75	121210 P12	006	
029	SPIRE PSW (6) Ch41-44 . 42-		SPC.-	-	S173	12AXD-38	11				HSJFP	75	121210 P12	019	
004	SPIRE PSW (6) Ch41-44 . 42gnd		SPC.-	-	S173	12AXD-38	11			Daisy ch to Pin 004 (A4)	HSJFP	75	121210 P12	013	
-															

Pin Allocation List

(Harness)

Connector: 211121 J25 **Function:** UFThr 235.0° (SPIRE XS-07 JFP9,10,11,12) **Conn.-Type:** 197-011P24-35P (Junct.)

Item: CVVUCR **Location:** 33 / CVV I/F CB Top PFM (CVVUCR) **Backshell:** 128/175_176_01_0A

EMC-Category: 2C/Sig H in Cryostat

Pin	Signal Designation	Interface-Code Circuit	Signal	Pos.	Ch. ID	Wiring	Grouping: Shd	Cable	Twist	Comment	Target-Item	Location	Connector	Pin	New
041	SPIRE PSW (6) Ch41-44 . 43+		SPC.-	-	S173	12AXD-38	11			PSW-H10	HSJFP	75	121210 P12	020	
030	SPIRE PSW (6) Ch41-44 . 43-		SPC.-	-	S173	12AXD-38	11				HSJFP	75	121210 P12	007	
004	SPIRE PSW (6) Ch41-44 . 43gnd		SPC.-	-	S173	12AXD-38	11			Daisy ch to Pin 004 (A4)	HSJFP	75	121210 P12	013	
-															
053	SPIRE PSW (6) Ch41-44 . 44+		SPC.-	-	S173	12AXD-38	11			PSW-G10	HSJFP	75	121210 P12	021	
052	SPIRE PSW (6) Ch41-44 . 44-		SPC.-	-	S173	12AXD-38	11				HSJFP	75	121210 P12	008	
004	SPIRE PSW (6) Ch41-44 . 44gnd		SPC.-	-	S173	12AXD-38	11			Daisy ch to Pin 004 (A4)	HSJFP	75	121210 P12	013	
004	SPIRE PSW (6) Ch41-44 . SHD02		SPC.-	-	S173	12AXD-38	11			Cable S173 inner Shd daisy ch to Pin 004 (A4)	HSJFP	75	121210 P12	013	
-	Cable S173 outer Shield									Cable S173 outer Shd con to Busbar (Faraday)					
-															
-															
009	SPIRE PSW (6) Ch45-48 . 45+		SPC.-	-	S174	12AXD-38	12			PSW-F11	HSJFP	75	121210 P12	022	
017	SPIRE PSW (6) Ch45-48 . 45-		SPC.-	-	S174	12AXD-38	12				HSJFP	75	121210 P12	009	
004	SPIRE PSW (6) Ch45-48 . 45gnd		SPC.-	-	S174	12AXD-38	12			Daisy ch to Pin 004 (A4)	HSJFP	75	121210 P12	013	
-															
018	SPIRE PSW (6) Ch45-48 . 46+		SPC.-	-	S174	12AXD-38	12			PSW-J10	HSJFP	75	121210 P12	023	
028	SPIRE PSW (6) Ch45-48 . 46-		SPC.-	-	S174	12AXD-38	12				HSJFP	75	121210 P12	010	
004	SPIRE PSW (6) Ch45-48 . 46gnd		SPC.-	-	S174	12AXD-38	12			Daisy ch to Pin 004 (A4)	HSJFP	75	121210 P12	013	
-															
016	SPIRE PSW (6) Ch45-48 . 47+		SPC.-	-	S174	12AXD-38	12			PSW-H11	HSJFP	75	121210 P12	024	
027	SPIRE PSW (6) Ch45-48 . 47-		SPC.-	-	S174	12AXD-38	12				HSJFP	75	121210 P12	011	
004	SPIRE PSW (6) Ch45-48 . 47gnd		SPC.-	-	S174	12AXD-38	12			Daisy ch to Pin 004 (A4)	HSJFP	75	121210 P12	013	
-															
040	SPIRE PSW (6) Ch45-48 . 48+		SPC.-	-	S174	12AXD-38	12			PSW-G11	HSJFP	75	121210 P12	025	
039	SPIRE PSW (6) Ch45-48 . 48-		SPC.-	-	S174	12AXD-38	12				HSJFP	75	121210 P12	012	
004	SPIRE PSW (6) Ch45-48 . 48gnd		SPC.-	-	S174	12AXD-38	12			Daisy ch to Pin 004 (A4)	HSJFP	75	121210 P12	013	
004	SPIRE PSW (6) Ch45-48 . SHD03		SPC.-	-	S174	12AXD-38	12			Cable S174 inner Shd daisy ch to Pin 004 (A4)	HSJFP	75	121210 P12	013	
-	Cable S174 outer Shield									Cable S174 outer Shd con to Busbar (Faraday)					
-															
-															
001	Faraday Pins									Connected to Busbar					
002	Faraday Pins									Connected to Busba					
003	Faraday Pins									Connected to Busbar					
005	Faraday Pins									Connected to Busbar					
006	Faraday Pins									Connected to Busbar					

Connector: 211121 J25 **Function:** UFThr 235.0° (SPIRE XS-07 JFP9,10,11,12) **Conn.-Type:** 197-011P24-35P (Junct.)
Item: CVVUCR **Location:** 33 / CVV I/F CB Top PFM (CVVUCR) **Backshell:** 128/175_176_01_0A
EMC-Category: 2C/Sig H in Cryostat

Pin	Signal Designation	Interface-Code Circuit	Signal	Pos.	Ch. ID	Wiring	Grouping: Shd	Cable	Twist	Comment	Target-Item	Location	Connector	Pin	New
007	Faraday Pins									Connected to Busbar					
008	Faraday Pins									Connected to Busbar					
014	Faraday Pins									Connected to Busbar					
015	Faraday Pins									Connected to Busbar					
024	Faraday Pins									Connected to Busbar					
025	Faraday Pins									Connected to Busbar					
035	Faraday Pins									Connected to Busbar					
082	Faraday Pins									Connected to Busbar					
093	Faraday Pins									Connected to Busbar					
094	Faraday Pins									Connected to Busbar					
104	Faraday Pins									Connected to Busbar					
105	Faraday Pins									Connected to Busbar					
114	Faraday Pins									Connected to Busbar					
115	Faraday Pins									Connected to Busbar					
121	Faraday Pins									Connected to Busbar					
122	Faraday Pins									Connected to Busbar					
123	Faraday Pins									Connected to Busbar					
124	Faraday Pins									Connected to Busbar					
125	Faraday Pins									Connected to Busbar					
126	Faraday Pins									Connected to Busbar					
127	Faraday Pins									Connected to Busbar					
-															
CH	Connector Housing									Ch isolated from Faraday Shds					
-										No Overall Shd at Junction side					
-										Bundles isolated from S/C structure					

Astrium GmbH		Doc.No.: HP-2-ASED-IC-0016
Project: HERSCHEL	For wiring schematic see SIH-CS-04 CVVUCR J22	Issue: 1.0 Date: 21.04.2004
	Pin Allocation List (Harness)	Sheet: PAL-1 (of 8)

Connector: 211121 J27 **Function:** UFThr 257.0° (SPIRE XS-08 JFP 5,6,.7,8) **Conn.-Type:** 197-011P24-35P (Junct.)

Item: CVVUCR **Location:** 33 / CVV I/F CB Top PFM (CVVUCR) **Backshell:** 128/175_176_01_0A

EMC-Category: 2C/Sig H in Cryostat

Pin	Signal Designation	Interface-Code Circuit	Signal	Pos.	Ch. ID	Wiring	Grouping: Shd	Cable	Twist	Comment	Target-Item	Location	Connector	Pin	New
036	SPIRE PLW B08 GND WIRE A1		SPX.-	-	S481	010B0-30				Con to Cable from P05 GND/Shds	HSJFP	75	121210 P05	013	
-															
026	SPIRE PSW (3) Ch01-04 . 1+		SPC.-	-	S140	12AXD-38	1			PSW-D6	HSJFP	75	121210 P05	001	
037	SPIRE PSW (3) Ch01-04 . 1-		SPC.-	-	S140	12AXD-38	1				HSJFP	75	121210 P05	014	
036	SPIRE PSW (3) Ch01-04 . 1gnd		SPC.-	-	S140	12AXD-38	1			Daisy ch to Pin 36 (A1)	HSJFP	75	121210 P05	013	
-															
038	SPIRE PSW (3) Ch01-04 . 2+		SPC.-	-	S140	12AXD-38	1			PSW-B6	HSJFP	75	121210 P05	002	
049	SPIRE PSW (3) Ch01-04 . 2-		SPC.-	-	S140	12AXD-38	1				HSJFP	75	121210 P05	015	
036	SPIRE PSW (3) Ch01-04 . 2gnd		SPC.-	-	S140	12AXD-38	1			Daisy ch to Pin 36 (A1)	HSJFP	75	121210 P05	013	
-															
048	SPIRE PSW (3) Ch01-04 . 3+		SPC.-	-	S140	12AXD-38	1			PSW-C5	HSJFP	75	121210 P05	003	
060	SPIRE PSW (3) Ch01-04 . 3-		SPC.-	-	S140	12AXD-38	1				HSJFP	75	121210 P05	016	
036	SPIRE PSW (3) Ch01-04 . 3gnd		SPC.-	-	S140	12AXD-38	1			Daisy ch to Pin 36 (A1)	HSJFP	75	121210 P05	013	
-															
059	SPIRE PSW (3) Ch01-04 . 4+		SPC.-	-	S140	12AXD-38	1			PSW-A5	HSJFP	75	121210 P05	004	
071	SPIRE PSW (3) Ch01-04 . 4-		SPC.-	-	S140	12AXD-38	1				HSJFP	75	121210 P05	017	
036	SPIRE PSW (3) Ch01-04 . 4gnd		SPC.-	-	S140	12AXD-38	1			Daisy ch to Pin 36 (A1)	HSJFP	75	121210 P05	013	
036	SPIRE PSW (3) Ch01-04 . SHD01		SPC.-	-	S140	12AXD-38	1			Cable S140 inner Shd daisy ch to Pin 36 (A1)	HSJFP	75	121210 P05	013	
-	Cable S140 outer Shield									Cable S140 outer Shd con to Busbar (Faraday)					
-															
-															
050	SPIRE PSW (3) Ch05-08 . 5+		SPC.-	-	S141	12AXD-38	2			PSW-E5	HSJFP	75	121210 P05	005	
061	SPIRE PSW (3) Ch05-08 . 5-		SPC.-	-	S141	12AXD-38	2				HSJFP	75	121210 P05	018	
036	SPIRE PSW (3) Ch05-08 . 5gnd		SPC.-	-	S141	12AXD-38	2			Daisy ch to Pin 36 (A1)	HSJFP	75	121210 P05	013	
-															
062	SPIRE PSW (3) Ch05-08 . 6+		SPC.-	-	S141	12AXD-38	2			PSW-B5	HSJFP	75	121210 P05	006	
051	SPIRE PSW (3) Ch05-08 . 6-		SPC.-	-	S141	12AXD-38	2				HSJFP	75	121210 P05	019	
036	SPIRE PSW (3) Ch05-08 . 6gnd		SPC.-	-	S141	12AXD-38	2			Daisy ch to Pin 36 (A1)	HSJFP	75	121210 P05	013	
-															
063	SPIRE PSW (3) Ch05-08 . 7+		SPC.-	-	S141	12AXD-38	2			PSW-D5	HSJFP	75	121210 P05	020	
075	SPIRE PSW (3) Ch05-08 . 7-		SPC.-	-	S141	12AXD-38	2				HSJFP	75	121210 P05	007	
036	SPIRE PSW (3) Ch05-08 . 7gnd		SPC.-	-	S141	12AXD-38	2			Daisy ch to Pin 36 (A1)	HSJFP	75	121210 P05	013	
-															
074	SPIRE PSW (3) Ch05-08 . 8+		SPC.-	-	S141	12AXD-38	2			PSW-C4	HSJFP	75	121210 P05	021	
073	SPIRE PSW (3) Ch05-08 . 8-		SPC.-	-	S141	12AXD-38	2				HSJFP	75	121210 P05	008	
036	SPIRE PSW (3) Ch05-08 . 8gnd		SPC.-	-	S141	12AXD-38	2			Daisy ch to Pin 36 (A1)	HSJFP	75	121210 P05	013	

Astrium GmbH	Pin Allocation List (Harness)	Doc.No.: HP-2-ASED-IC-0016
Project: HERSCHEL		Issue: 1.0 Date: 21.04.2004
		Sheet: PAL-2 (of 8)

Connector: 211121 J27 **Function:** UFThr 257.0° (SPIRE XS-08 JFP 5,6,.7,8) **Conn.-Type:** 197-011P24-35P (Junct.)

Item: CVVUCR **Location:** 33 / CVV I/F CB Top PFM (CVVUCR) **Backshell:** 128/175_176_01_0A

EMC-Category: 2C/Sig H in Cryostat

Pin	Signal Designation	Interface-Code Circuit	Signal	Pos.	Ch. ID	Wiring	Grouping: Shd	Cable	Twist	Comment	Target-Item	Location	Connector	Pin	New
036	SPIRE PSW (3) Ch05-08 . SHD02		SPC.-	-	S141	12AXD-38	2			Cable S141 inner Shd daisy ch to Pin 36 (A1)	HSJFP	75	121210 P05	013	
-	Cable S141 outer Shield									Cable S141 outer Shd con to Busbar (Faraday)					
-															
-															
083	SPIRE PSW (3) Ch09-12 . 9+		SPC.-	-	S142	12AXD-38	3			PSW-A4	HSJFP	75	121210 P05	022	
072	SPIRE PSW (3) Ch09-12 . 9-		SPC.-	-	S142	12AXD-38	3				HSJFP	75	121210 P05	009	
036	SPIRE PSW (3) Ch09-12 . 9gnd		SPC.-	-	S142	12AXD-38	3			Daisy ch to Pin 36 (A1)	HSJFP	75	121210 P05	013	
-															
095	SPIRE PSW (3) Ch09-12 . 10+		SPC.-	-	S142	12AXD-38	3			PSW-D4	HSJFP	75	121210 P05	023	
084	SPIRE PSW (3) Ch09-12 . 10-		SPC.-	-	S142	12AXD-38	3				HSJFP	75	121210 P05	010	
036	SPIRE PSW (3) Ch09-12 . 10gnd		SPC.-	-	S142	12AXD-38	3			Daisy ch to Pin 36 (A1)	HSJFP	75	121210 P05	013	
-															
096	SPIRE PSW (3) Ch09-12 . 11+		SPC.-	-	S142	12AXD-38	3			PSW-B4	HSJFP	75	121210 P05	024	
085	SPIRE PSW (3) Ch09-12 . 11-		SPC.-	-	S142	12AXD-38	3				HSJFP	75	121210 P05	011	
036	SPIRE PSW (3) Ch09-12 . 11gnd		SPC.-	-	S142	12AXD-38	3			Daisy ch to Pin 36 (A1)	HSJFP	75	121210 P05	013	
-															
106	SPIRE PSW (3) Ch09-12 . 12+		SPC.-	-	S142	12AXD-38	3			PSW-C3	HSJFP	75	121210 P05	025	
107	SPIRE PSW (3) Ch09-12 . 12-		SPC.-	-	S142	12AXD-38	3				HSJFP	75	121210 P05	012	
036	SPIRE PSW (3) Ch09-12 . 12gnd		SPC.-	-	S142	12AXD-38	3			Daisy ch to Pin 36 (A1)	HSJFP	75	121210 P05	013	
036	SPIRE PSW (3) Ch09-12 . SHD03		SPC.-	-	S142	12AXD-38	3			Cable S142 inner Shd daisy ch to Pin 36 (A1)	HSJFP	75	121210 P05	013	
-	Cable S142 outer Shield									Cable S142 outer Shd con to Busbar (Faraday)					
-															
-															
-															
128	SPIRE PLW B08 GND WIRE A2		SPX.-	-	S482	010B0-30				Con to Cable from P06 GND/Shds	HSJFP	75	121210 P06	013	
-															
086	SPIRE PSW (3) Ch13-16 . 13+		SPC.-	-	S145	12AXD-38	4			PSW-B3	HSJFP	75	121210 P06	001	
087	SPIRE PSW (3) Ch13-16 . 13-		SPC.-	-	S145	12AXD-38	4				HSJFP	75	121210 P06	014	
128	SPIRE PSW (3) Ch13-16 . 13gnd		SPC.-	-	S145	12AXD-38	4			Daisy ch to Pin 128 (A2)	HSJFP	75	121210 P06	013	
-															
097	SPIRE PSW (3) Ch13-16 . 14+		SPC.-	-	S145	12AXD-38	4			PSW-A3	HSJFP	75	121210 P06	002	
098	SPIRE PSW (3) Ch13-16 . 14-		SPC.-	-	S145	12AXD-38	4				HSJFP	75	121210 P06	015	
128	SPIRE PSW (3) Ch13-16 . 14gnd		SPC.-	-	S145	12AXD-38	4			Daisy ch to Pin 128 (A2)	HSJFP	75	121210 P06	013	
-															

Astrium GmbH	Pin Allocation List (Harness)	Doc.No.: HP-2-ASED-IC-0016
Project: HERSCHEL		Issue: 1.0 Date: 21.04.2004
		Sheet: PAL-3 (of 8)

Connector: 211121 J27 **Function:** UFThr 257.0° (SPIRE XS-08 JFP 5,6,.7,8) **Conn.-Type:** 197-011P24-35P (Junct.)

Item: CVVUCR **Location:** 33 / CVV I/F CB Top PFM (CVVUCR) **Backshell:** 128/175_176_01_0A

EMC-Category: 2C/Sig H in Cryostat

Pin	Signal Designation	Interface-Code Circuit	Signal	Pos.	Ch. ID	Wiring	Grouping: Shd	Cable	Twist	Comment	Target-Item	Location	Connector	Pin	New
108	SPIRE PSW (3) Ch13-16 . 15+		SPC.-	-	S145	12AXD-38	4			PSW-A2	HSJFP	75	121210 P06	003	
109	SPIRE PSW (3) Ch13-16 . 15-		SPC.-	-	S145	12AXD-38	4				HSJFP	75	121210 P06	016	
128	SPIRE PSW (3) Ch13-16 . 15gnd		SPC.-	-	S145	12AXD-38	4			Daisy ch to Pin 128 (A2)	HSJFP	75	121210 P06	013	
-															
116	SPIRE PSW (3) Ch13-16 . 16+		SPC.-	-	S145	12AXD-38	4			PSW-D3	HSJFP	75	121210 P06	004	
117	SPIRE PSW (3) Ch13-16 . 16-		SPC.-	-	S145	12AXD-38	4				HSJFP	75	121210 P06	017	
128	SPIRE PSW (3) Ch13-16 . 16gnd		SPC.-	-	S145	12AXD-38	4			Daisy ch to Pin 128 (A2)	HSJFP	75	121210 P06	013	
128	SPIRE PSW (3) Ch13-16 . SHD01		SPC.-	-	S145	12AXD-38	4			Cable S145 inner Shd daisy ch to Pin 128 (A2)	HSJFP	75	121210 P06	013	
-	Cable S145 outer Shield									Cable S145 outer Shd con to Busbar (Faraday)					
-															
-															
055	SPIRE PSW (3) Ch17-20 . 17+		SPC.-	-	S146	12AXD-38	5			PSW-C2	HSJFP	75	121210 P06	005	
066	SPIRE PSW (3) Ch17-20 . 17-		SPC.-	-	S146	12AXD-38	5				HSJFP	75	121210 P06	018	
128	SPIRE PSW (3) Ch17-20 . 17gnd		SPC.-	-	S146	12AXD-38	5			Daisy ch to Pin 128 (A2)	HSJFP	75	121210 P06	013	
-															
067	SPIRE PSW (3) Ch17-20 . 18+		SPC.-	-	S146	12AXD-38	5			PSW-B2	HSJFP	75	121210 P06	006	
078	SPIRE PSW (3) Ch17-20 . 18-		SPC.-	-	S146	12AXD-38	5				HSJFP	75	121210 P06	019	
128	SPIRE PSW (3) Ch17-20 . 18gnd		SPC.-	-	S146	12AXD-38	5			Daisy ch to Pin 128 (A2)	HSJFP	75	121210 P06	013	
-															
076	SPIRE PSW (3) Ch17-20 . 19+		SPC.-	-	S146	12AXD-38	5			PSW-D2	HSJFP	75	121210 P06	020	
077	SPIRE PSW (3) Ch17-20 . 19-		SPC.-	-	S146	12AXD-38	5				HSJFP	75	121210 P06	007	
128	SPIRE PSW (3) Ch17-20 . 19gnd		SPC.-	-	S146	12AXD-38	5			Daisy ch to Pin 128 (A2)	HSJFP	75	121210 P06	013	
-															
088	SPIRE PSW (3) Ch17-20 . 20+		SPC.-	-	S146	12AXD-38	5			PSW-A1	HSJFP	75	121210 P06	021	
089	SPIRE PSW (3) Ch17-20 . 20-		SPC.-	-	S146	12AXD-38	5				HSJFP	75	121210 P06	008	
128	SPIRE PSW (3) Ch17-20 . 20gnd		SPC.-	-	S146	12AXD-38	5			Daisy ch to Pin 128 (A2)	HSJFP	75	121210 P06	013	
128	SPIRE PSW (3) Ch17-20 . SHD02		SPC.-	-	S146	12AXD-38	5			Cable S146 inner Shd daisy ch to Pin 128 (A2)	HSJFP	75	121210 P06	013	
-	Cable S146 outer Shield									Cable S146 outer Shd con to Busbar (Faraday)					
-															
-															
099	SPIRE PSW (3) Ch21-24 . 21+		SPC.-	-	S147	12AXD-38	6			PSW-C1	HSJFP	75	121210 P06	022	
100	SPIRE PSW (3) Ch21-24 . 21-		SPC.-	-	S147	12AXD-38	6				HSJFP	75	121210 P06	009	
128	SPIRE PSW (3) Ch21-24 . 21gnd		SPC.-	-	S147	12AXD-38	6			Daisy ch to Pin 128 (A2)	HSJFP	75	121210 P06	013	
-															
110	SPIRE PSW (3) Ch21-24 . 22+		SPC.-	-	S147	12AXD-38	6			PSW-B1	HSJFP	75	121210 P06	023	

Astrium GmbH	Pin Allocation List (Harness)	Doc.No.: HP-2-ASED-IC-0016
Project: HERSCHEL		Issue: 1.0 Date: 21.04.2004
		Sheet: PAL-4 (of 8)

Connector: 211121 J27 **Function:** UFThr 257.0° (SPIRE XS-08 JFP 5,6,.7,8) **Conn.-Type:** 197-011P24-35P (Junct.)

Item: CVVUCR **Location:** 33 / CVV I/F CB Top PFM (CVVUCR) **Backshell:** 128/175_176_01_0A

EMC-Category: 2C/Sig H in Cryostat

Pin	Signal Designation	Interface-Code Circuit	Signal	Pos.	Ch. ID	Wiring	Grouping: Shd	Cable	Twist	Comment	Target-Item	Location	Connector	Pin	New
111	SPIRE PSW (3) Ch21-24 . 22-		SPC.-	-	S147	12AXD-38	6				HSJFP	75	121210 P06	010	
128	SPIRE PSW (3) Ch21-24 . 22gnd		SPC.-	-	S147	12AXD-38	6			Daisy ch to Pin 128 (A2)	HSJFP	75	121210 P06	013	
-															
118	SPIRE PSW (3) Ch21-24 . 23+		SPC.-	-	S147	12AXD-38	6			PSW-DK1	HSJFP	75	121210 P06	024	
119	SPIRE PSW (3) Ch21-24 . 23-		SPC.-	-	S147	12AXD-38	6				HSJFP	75	121210 P06	011	
128	SPIRE PSW (3) Ch21-24 . 23gnd		SPC.-	-	S147	12AXD-38	6			Daisy ch to Pin 128 (A2)	HSJFP	75	121210 P06	013	
-															
112	SPIRE PSW (3) Ch21-24 . 24+		SPC.-	-	S147	12AXD-38	6			PSW-D1	HSJFP	75	121210 P06	025	
120	SPIRE PSW (3) Ch21-24 . 24-		SPC.-	-	S147	12AXD-38	6				HSJFP	75	121210 P06	012	
128	SPIRE PSW (3) Ch21-24 . 24gnd		SPC.-	-	S147	12AXD-38	6			Daisy ch to Pin 128 (A2)	HSJFP	75	121210 P06	013	
128	SPIRE PSW (3) Ch21-24 . SHD03		SPC.-	-	S147	12AXD-38	6			Cable S147 inner Shd daisy ch to Pin 128 (A2)	HSJFP	75	121210 P06	013	
-	Cable S147 outer Shield									Cable S147 outer Shd con to Busbar (Faraday)					
-															
-															
-															
047	SPIRE PLW B08 GND WIRE A3		SPX.-	-	S483	010B0-30				Con to Cable from P07 GND/Shds	HSJFP	75	121210 P07	013	
-															
090	SPIRE PSW (4) Ch25-28 . 25+		SPC.-	-	S149	12AXD-38	7			PSW-F12	HSJFP	75	121210 P07	001	
079	SPIRE PSW (4) Ch25-28 . 25-		SPC.-	-	S149	12AXD-38	7				HSJFP	75	121210 P07	014	
047	SPIRE PSW (4) Ch25-28 . 25gnd		SPC.-	-	S149	12AXD-38	7			Daisy ch to Pin 047 (A3)	HSJFP	75	121210 P07	013	
-															
102	SPIRE PSW (4) Ch25-28 . 26+		SPC.-	-	S149	12AXD-38	7			PSW-J11	HSJFP	75	121210 P07	002	
101	SPIRE PSW (4) Ch25-28 . 26-		SPC.-	-	S149	12AXD-38	7				HSJFP	75	121210 P07	015	
047	SPIRE PSW (4) Ch25-28 . 26gnd		SPC.-	-	S149	12AXD-38	7			Daisy ch to Pin 047 (A3)	HSJFP	75	121210 P07	013	
-															
092	SPIRE PSW (4) Ch25-28 . 27+		SPC.-	-	S149	12AXD-38	7			PSW-E12	HSJFP	75	121210 P07	003	
091	SPIRE PSW (4) Ch25-28 . 27-		SPC.-	-	S149	12AXD-38	7				HSJFP	75	121210 P07	016	
047	SPIRE PSW (4) Ch25-28 . 27gnd		SPC.-	-	S149	12AXD-38	7			Daisy ch to Pin 047 (A3)	HSJFP	75	121210 P07	013	
-															
103	SPIRE PSW (4) Ch25-28 . 28+		SPC.-	-	S149	12AXD-38	7			PSW-H12	HSJFP	75	121210 P07	004	
113	SPIRE PSW (4) Ch25-28 . 28-		SPC.-	-	S149	12AXD-38	7				HSJFP	75	121210 P07	017	
047	SPIRE PSW (4) Ch25-28 . 28gnd		SPC.-	-	S149	12AXD-38	7			Daisy ch to Pin 047 (A3)	HSJFP	75	121210 P07	013	
047	SPIRE PSW (4) Ch25-28 . SHD01		SPC.-	-	S149	12AXD-38	7			Cable S149 inner Shd daisy ch to Pin 047 (A3)	HSJFP	75	121210 P07	013	
-	Cable S149 outer Shield									Cable S149 outer Shd con to Busbar (Faraday)					

Pin Allocation List
(Harness)

Connector: 211121 J27
Item: CVVUCR
EMC-Category: 2C/Sig H in Cryostat

Function: UFThr 257.0° (SPIRE XS-08 JFP 5,6,.7,8)
Location: 33 / CVV I/F CB Top PFM (CVVUCR)

Conn.-Type: 197-011P24-35P (Junct.)
Backshell: 128/175_176_01_0A

Pin	Signal Designation	Interface-Code Circuit	Signal	Pos.	Ch. ID	Wiring	Grouping: Shd	Cable	Twist	Comment	Target-Item	Location	Connector	Pin	New
-															
-															
058	SPIRE PSW (4) Ch29-32 . 29+		SPC.-	-	S150	12AXD-38	8			PSW-G12	HSJFP	75	121210 P07	005	
046	SPIRE PSW (4) Ch29-32 . 29-		SPC.-	-	S150	12AXD-38	8				HSJFP	75	121210 P07	018	
047	SPIRE PSW (4) Ch29-32 . 29gnd		SPC.-	-	S150	12AXD-38	8			Daisy ch to Pin 047 (A3)	HSJFP	75	121210 P07	013	
-															
068	SPIRE PSW (4) Ch29-32 . 30+		SPC.-	-	S150	12AXD-38	8			PSW-F13	HSJFP	75	121210 P07	006	
057	SPIRE PSW (4) Ch29-32 . 30-		SPC.-	-	S150	12AXD-38	8				HSJFP	75	121210 P07	019	
047	SPIRE PSW (4) Ch29-32 . 30gnd		SPC.-	-	S150	12AXD-38	8			Daisy ch to Pin 047 (A3)	HSJFP	75	121210 P07	013	
-															
069	SPIRE PSW (4) Ch29-32 . 31+		SPC.-	-	S150	12AXD-38	8			PSW-E13	HSJFP	75	121210 P07	020	
080	SPIRE PSW (4) Ch29-32 . 31-		SPC.-	-	S150	12AXD-38	8				HSJFP	75	121210 P07	007	
047	SPIRE PSW (4) Ch29-32 . 31gnd		SPC.-	-	S150	12AXD-38	8			Daisy ch to Pin 047 (A3)	HSJFP	75	121210 P07	013	
-															
070	SPIRE PSW (4) Ch29-32 . 32+		SPC.-	-	S150	12AXD-38	8			PSW-J12	HSJFP	75	121210 P07	021	
081	SPIRE PSW (4) Ch29-32 . 32-		SPC.-	-	S150	12AXD-38	8				HSJFP	75	121210 P07	008	
047	SPIRE PSW (4) Ch29-32 . 32gnd		SPC.-	-	S150	12AXD-38	8			Daisy ch to Pin 047 (A3)	HSJFP	75	121210 P07	013	
047	SPIRE PSW (4) Ch29-32 . SHD02		SPC.-	-	S150	12AXD-38	8			Cable S150 inner Shd daisy ch to Pin 047 (A3)	HSJFP	75	121210 P07	013	
-	Cable S150 outer Shield									Cable S150 outer Shd con to Busbar (Faraday)					
-															
-															
023	SPIRE PSW (4) Ch33-36 . 33+		SPC.-	-	S151	12AXD-38	9			PSW-H13	HSJFP	75	121210 P07	022	
034	SPIRE PSW (4) Ch33-36 . 33-		SPC.-	-	S151	12AXD-38	9				HSJFP	75	121210 P07	009	
047	SPIRE PSW (4) Ch33-36 . 33gnd		SPC.-	-	S151	12AXD-38	9			Daisy ch to Pin 047 (A3)	HSJFP	75	121210 P07	013	
-															
033	SPIRE PSW (4) Ch33-36 . 34+		SPC.-	-	S151	12AXD-38	9			PSW-G13	HSJFP	75	121210 P07	023	
045	SPIRE PSW (4) Ch33-36 . 34-		SPC.-	-	S151	12AXD-38	9				HSJFP	75	121210 P07	010	
047	SPIRE PSW (4) Ch33-36 . 34gnd		SPC.-	-	S151	12AXD-38	9			Daisy ch to Pin 047 (A3)	HSJFP	75	121210 P07	013	
-															
044	SPIRE PSW (4) Ch33-36 . 35+		SPC.-	-	S151	12AXD-38	9			PSW-F14	HSJFP	75	121210 P07	024	
056	SPIRE PSW (4) Ch33-36 . 35-		SPC.-	-	S151	12AXD-38	9				HSJFP	75	121210 P07	011	
047	SPIRE PSW (4) Ch33-36 . 35gnd		SPC.-	-	S151	12AXD-38	9			Daisy ch to Pin 047 (A3)	HSJFP	75	121210 P07	013	
-															
022	SPIRE PSW (4) Ch33-36 . 36+		SPC.-	-	S151	12AXD-38	9			PSW-E14	HSJFP	75	121210 P07	025	
032	SPIRE PSW (4) Ch33-36 . 36-		SPC.-	-	S151	12AXD-38	9				HSJFP	75	121210 P07	012	
047	SPIRE PSW (4) Ch33-36 . 36gnd		SPC.-	-	S151	12AXD-38	9			Daisy ch to Pin 047 (A3)	HSJFP	75	121210 P07	013	

Astrium GmbH	**Pin Allocation List** (Harness)	Doc.No.: HP-2-ASED-IC-0016
Project: HERSCHEL		Issue: 1.0 Date: 21.04.2004
		Sheet: PAL-6 (of 8)

Connector: 211121 J27 **Function:** UFThr 257.0° (SPIRE XS-08 JFP 5,6,.7,8) **Conn.-Type:** 197-011P24-35P (Junct.)

Item: CVVUCR **Location:** 33 / CVV I/F CB Top PFM (CVVUCR) **Backshell:** 128/175_176_01_0A

EMC-Category: 2C/Sig H in Cryostat

Pin	Signal Designation	Interface-Code Circuit	Signal	Pos.	Ch. ID	Wiring	Grouping: Shd	Cable	Twist	Comment	Target-Item	Location	Connector	Pin	New
047	SPIRE PSW (4) Ch33-36 . SHD03		SPC.-	-	S151	12AXD-38	9			Cable S151 inner Shd daisy ch to Pin 047 (A3)	HSJFP	75	121210 P07	013	
-	Cable S151 outer Shield									Cable S151 outer Shd con to Busbar (Faraday)					
-															
-															
-															
004	SPIRE PLW B08 GND WIRE A4		SPX.-	-	S484	010B0-30				Con to Cable from P08 GND/Shds	HSJFP	75	121210 P08	013	
-															
013	SPIRE PSW (4) Ch37-40 . 37+		SPC.-	-	S154	12AXD-38	10			PSW-J13	HSJFP	75	121210 P08	001	
012	SPIRE PSW (4) Ch37-40 . 37-		SPC.-	-	S154	12AXD-38	10				HSJFP	75	121210 P08	014	
004	SPIRE PSW (4) Ch37-40 . 37gnd		SPC.-	-	S154	12AXD-38	10			Daisy ch to Pin 004 (A4)	HSJFP	75	121210 P08	013	
-															
021	SPIRE PSW (4) Ch37-40 . 38+		SPC.-	-	S154	12AXD-38	10			PSW-H14	HSJFP	75	121210 P08	002	
020	SPIRE PSW (4) Ch37-40 . 38-		SPC.-	-	S154	12AXD-38	10				HSJFP	75	121210 P08	015	
004	SPIRE PSW (4) Ch37-40 . 38gnd		SPC.-	-	S154	12AXD-38	10			Daisy ch to Pin 004 (A4)	HSJFP	75	121210 P08	013	
-															
031	SPIRE PSW (4) Ch37-40 . 39+		SPC.-	-	S154	12AXD-38	10			PSW-G14	HSJFP	75	121210 P08	003	
043	SPIRE PSW (4) Ch37-40 . 39-		SPC.-	-	S154	12AXD-38	10				HSJFP	75	121210 P08	016	
004	SPIRE PSW (4) Ch37-40 . 39gnd		SPC.-	-	S154	12AXD-38	10			Daisy ch to Pin 004 (A4)	HSJFP	75	121210 P08	013	
-															
042	SPIRE PSW (4) Ch37-40 . 40+		SPC.-	-	S154	12AXD-38	10			PSW-J14	HSJFP	75	121210 P08	004	
054	SPIRE PSW (4) Ch37-40 . 40-		SPC.-	-	S154	12AXD-38	10				HSJFP	75	121210 P08	017	
004	SPIRE PSW (4) Ch37-40 . 40gnd		SPC.-	-	S154	12AXD-38	10			Daisy ch to Pin 004 (A4)	HSJFP	75	121210 P08	013	
004	SPIRE PSW (4) Ch37-40 . SHD01		SPC.-	-	S154	12AXD-38	10			Cable S154 inner Shd daisy ch to Pin 004 (A4)	HSJFP	75	121210 P08	013	
-	Cable S154 outer Shield									Cable S154 outer Shd con to Busbar (Faraday)					
-															
-															
010	SPIRE PSW (4) Ch41-44 . 41+		SPC.-	-	S155	12AXD-38	11			PSW-F15	HSJFP	75	121210 P08	005	
011	SPIRE PSW (4) Ch41-44 . 41-		SPC.-	-	S155	12AXD-38	11				HSJFP	75	121210 P08	018	
004	SPIRE PSW (4) Ch41-44 . 41gnd		SPC.-	-	S155	12AXD-38	11			Daisy ch to Pin 004 (A4)	HSJFP	75	121210 P08	013	
-															
019	SPIRE PSW (4) Ch41-44 . 42+		SPC.-	-	S155	12AXD-38	11			PSW-H15	HSJFP	75	121210 P08	006	
029	SPIRE PSW (4) Ch41-44 . 42-		SPC.-	-	S155	12AXD-38	11				HSJFP	75	121210 P08	019	
004	SPIRE PSW (4) Ch41-44 . 42gnd		SPC.-	-	S155	12AXD-38	11			Daisy ch to Pin 004 (A4)	HSJFP	75	121210 P08	013	
-															

Astrium GmbH	Pin Allocation List (Harness)	Doc.No.: HP-2-ASED-IC-0016
Project: HERSCHEL		Issue: 1.0 Date: 21.04.2004
		Sheet: PAL-7 (of 8)

Connector: 211121 J27 **Function:** UFThr 257.0° (SPIRE XS-08 JFP 5,6,.7,8) **Conn.-Type:** 197-011P24-35P (Junct.)

Item: CVVUCR **Location:** 33 / CVV I/F CB Top PFM (CVVUCR) **Backshell:** 128/175_176_01_0A

EMC-Category: 2C/Sig H in Cryostat

Pin	Signal Designation	Interface-Code Circuit	Signal	Pos.	Ch. ID	Wiring	Grouping: Shd	Cable	Twist	Comment	Target-Item	Location	Connector	Pin	New
041	SPIRE PSW (4) Ch41-44 . 43+		SPC.-	-	S155	12AXD-38	11			PSW-J15	HSJFP	75	121210 P08	020	
030	SPIRE PSW (4) Ch41-44 . 43-		SPC.-	-	S155	12AXD-38	11				HSJFP	75	121210 P08	007	
004	SPIRE PSW (4) Ch41-44 . 43gnd		SPC.-	-	S155	12AXD-38	11			Daisy ch to Pin 004 (A4)	HSJFP	75	121210 P08	013	
-															
053	SPIRE PSW (4) Ch41-44 . 44+		SPC.-	-	S155	12AXD-38	11			PSW-G15	HSJFP	75	121210 P08	021	
052	SPIRE PSW (4) Ch41-44 . 44-		SPC.-	-	S155	12AXD-38	11				HSJFP	75	121210 P08	008	
004	SPIRE PSW (4) Ch41-44 . 44gnd		SPC.-	-	S155	12AXD-38	11			Daisy ch to Pin 004 (A4)	HSJFP	75	121210 P08	013	
004	SPIRE PSW (4) Ch41-44 . SHD02		SPC.-	-	S155	12AXD-38	11			Cable S155 inner Shd daisy ch to Pin 004 (A4)	HSJFP	75	121210 P08	013	
-	*Cable S155 outer Shield*									Cable S155 outer Shd con to Busbar (Faraday)					
-															
-															
009	SPIRE PSW (4) Ch45-48 . 45+		SPC.-	-	S156	12AXD-38	12			PSW-H16	HSJFP	75	121210 P08	022	
017	SPIRE PSW (4) Ch45-48 . 45-		SPC.-	-	S156	12AXD-38	12				HSJFP	75	121210 P08	009	
004	SPIRE PSW (4) Ch45-48 . 45gnd		SPC.-	-	S156	12AXD-38	12			Daisy ch to Pin 004 (A4)	HSJFP	75	121210 P08	013	
-															
018	SPIRE PSW (4) Ch45-48 . 46+		SPC.-	-	S156	12AXD-38	12			PSW-DK2	HSJFP	75	121210 P08	023	
028	SPIRE PSW (4) Ch45-48 . 46-		SPC.-	-	S156	12AXD-38	12				HSJFP	75	121210 P08	010	
004	SPIRE PSW (4) Ch45-48 . 46gnd		SPC.-	-	S156	12AXD-38	12			Daisy ch to Pin 004 (A4)	HSJFP	75	121210 P08	013	
-															
016	SPIRE PSW (4) Ch45-48 . 47+		SPC.-	-	S156	12AXD-38	12			PSW-F16	HSJFP	75	121210 P08	024	
027	SPIRE PSW (4) Ch45-48 . 47-		SPC.-	-	S156	12AXD-38	12				HSJFP	75	121210 P08	011	
004	SPIRE PSW (4) Ch45-48 . 47gnd		SPC.-	-	S156	12AXD-38	12			Daisy ch to Pin 004 (A4)	HSJFP	75	121210 P08	013	
-															
040	SPIRE PSW (4) Ch45-48 . 48+		SPC.-	-	S156	12AXD-38	12			PSW-E15	HSJFP	75	121210 P08	025	
039	SPIRE PSW (4) Ch45-48 . 48-		SPC.-	-	S156	12AXD-38	12				HSJFP	75	121210 P08	012	
004	SPIRE PSW (4) Ch45-48 . 48gnd		SPC.-	-	S156	12AXD-38	12			Daisy ch to Pin 004 (A4)	HSJFP	75	121210 P08	013	
004	SPIRE PSW (4) Ch45-48 . SHD03		SPC.-	-	S156	12AXD-38	12			Cable S156 inner Shd daisy ch to Pin 004 (A4)	HSJFP	75	121210 P08	013	
-	Cable S156 outer Shield									Cable S156 outer Shd con to Busbar (Faraday)					
-															
-															
-															
001	Faraday Pins									Connected to Busbar					
002	Faraday Pins									Connected to Busbar					
003	Faraday Pins									Connected to Busbar					
005	Faraday Pins									Connected to Busbar					

Astrium GmbH	**Pin Allocation List** (Harness)	Doc.No.: HP-2-ASED-IC-0016
Project: HERSCHEL		Issue: 1.0 Date: 21.04.2004
		Sheet: PAL-8 (of 8)

Connector: 211121 J27 **Function:** UFThr 257.0° (SPIRE XS-08 JFP 5,6,.7,8) **Conn.-Type:** 197-011P24-35P (Junct.)

Item: CVVUCR **Location:** 33 / CVV I/F CB Top PFM (CVVUCR) **Backshell:** 128/175_176_01_0A

EMC-Category: 2C/Sig H in Cryostat

Pin	Signal Designation	Interface-Code Circuit	Signal	Pos.	Ch. ID	Wiring	Grouping: Shd	Cable	Twist	Comment	Target-Item	Location	Connector	Pin	New
006	Faraday Pins									Connected to Busbar					
007	Faraday Pins									Connected to Busbar					
008	Faraday Pins									Connected to Busbar					
014	Faraday Pins									Connected to Busbar					
015	Faraday Pins									Connected to Busbar					
024	Faraday Pins									Connected to Busbar					
025	Faraday Pins									Connected to Busbar					
035	Faraday Pins									Connected to Busbar					
082	Faraday Pins									Connected to Busbar					
093	Faraday Pins									Connected to Busbar					
094	Faraday Pins									Connected to Busbar					
104	Faraday Pins									Connected to Busbar					
105	Faraday Pins									Connected to Busbar					
114	Faraday Pins									Connected to Busbar					
115	Faraday Pins									Connected to Busbar					
121	Faraday Pins									Connected to Busbar					
122	Faraday Pins									Connected to Busbar					
123	Faraday Pins									Connected to Busbar					
124	Faraday Pins									Connected to Busbar					
125	Faraday Pins									Connected to Busbar					
126	Faraday Pins									Connected to Busbar					
127	Faraday Pins									Connected to Busbar					
-															
CH	Connector Housing									CH isolated from Faraday Shds					
-										*No Overall Shd at Junction side*					
-										Bundles Isolated from S/C structure					

Astrium GmbH		Doc.No.: HP-2-ASED-IC-0016
Project: HERSCHEL	For wiring Schematic see SIH-CS-04 CVVUCR J22	Issue: 1.0 Date: 21.04.2004
	Pin Allocation List (Harness)	Sheet: PAL-1 (of 8)

Connector: 211121 J28 **Function:** UFThr 263.2° (SPIRE XS-09 JFP 1,2,3,4) **Conn.-Type:** 197-011P24-35P (Junct.)

Item: CVVUCR **Location:** 33 / CVV I/F CB Top PFM (CVVUCR) **Backshell:** 128/175_176_01_0A

EMC-Category: 2C/Sig H in Cryostat

		Interface-Code				Grouping:								
Pin	**Signal Designation**	**Circuit**	**Signal**	**Pos.**	**Ch. ID**	**Wiring**	**Shd**	**Cable**	**Twist**	**Comment**	**Target-Item**	**Location**	**Connector**	**Pin**	**New**
036	SPIRE PLW B09 GND WIRE A1		SPX.-	-	S491	010B0-30				Con to Cable from P01 GND/Shds	HSJFP	75	121210 P01	013	
-															
026	SPIRE PSW Ch01-04 . 1+		SPC.-	-	S122	12AXD-38	1			PSW-R1	HSJFP	75	121210 P01	001	
037	SPIRE PSW Ch01-04 . 1-		SPC.-	-	S122	12AXD-38	1				HSJFP	75	121210 P01	014	
036	SPIRE PSW Ch01-04 . 1gnd		SPC.-	-	S122	12AXD-38	1			Daisy ch to Pin 36 (A1)	HSJFP	75	121210 P01	013	
-															
038	SPIRE PSW Ch01-04 . 2+		SPC.-	-	S122	12AXD-38	1			PSW-D16	HSJFP	75	121210 P01	002	
049	SPIRE PSW Ch01-04 . 2-		SPC.-	-	S122	12AXD-38	1				HSJFP	75	121210 P01	015	
036	SPIRE PSW Ch01-04 . 2gnd		SPC.-	-	S122	12AXD-38	1			Daisy ch to Pin 36 (A1)	HSJFP	75	121210 P01	013	
-															
048	SPIRE PSW Ch01-04 . 3+		SPC.-	-	S122	12AXD-38	1			PSW-T1	HSJFP	75	121210 P01	003	
060	SPIRE PSW Ch01-04 . 3-		SPC.-	-	S122	12AXD-38	1				HSJFP	75	121210 P01	016	
036	SPIRE PSW Ch01-04 . 3gnd		SPC.-	-	S122	12AXD-38	1			Daisy ch to Pin 36 (A1)	HSJFP	75	121210 P01	013	
-															
059	SPIRE PSW Ch01-04 . 4+		SPC.-	-	S122	12AXD-38	1			PSW-B16	HSJFP	75	121210 P01	004	
071	SPIRE PSW Ch01-04 . 4-		SPC.-	-	S122	12AXD-38	1				HSJFP	75	121210 P01	017	
036	SPIRE PSW Ch01-04 . 4gnd		SPC.-	-	S122	12AXD-38	1			Daisy ch to Pin 36 (A1)	HSJFP	75	121210 P01	013	
036	SPIRE PSW Ch01-04 . SHD01		SPC.-	-	S122	12AXD-38	1			Cable S122 inner Shd daisy ch to Pin 36 (A1)	HSJFP	75	121210 P01	013	
-	Cable S122 outer Shield									Cable S122 outer Shd con to Busbar (Faraday)					
-															
-															
050	SPIRE PSW Ch05-08 . 5+		SPC.-	-	S123	12AXD-38	2			PSW-C15	HSJFP	75	121210 P01	005	
061	SPIRE PSW Ch05-08 . 5-		SPC.-	-	S123	12AXD-38	2				HSJFP	75	121210 P01	018	
036	SPIRE PSW Ch05-08 . 5gnd		SPC.-	-	S123	12AXD-38	2			Daisy ch to Pin 36 (A1)	HSJFP	75	121210 P01	013	
-															
062	SPIRE PSW Ch05-08 . 6+		SPC.-	-	S123	12AXD-38	2			PSW-A15	HSJFP	75	121210 P01	006	
051	SPIRE PSW Ch05-08 . 6-		SPC.-	-	S123	12AXD-38	2				HSJFP	75	121210 P01	019	
036	SPIRE PSW Ch05-08 . 6gnd		SPC.-	-	S123	12AXD-38	2			Daisy ch to Pin 36 (A1)	HSJFP	75	121210 P01	013	
-															
063	SPIRE PSW Ch05-08 . 7+		SPC.-	-	S123	12AXD-38	2			PSW-D15	HSJFP	75	121210 P01	020	
075	SPIRE PSW Ch05-08 . 7-		SPC.-	-	S123	12AXD-38	2				HSJFP	75	121210 P01	007	
036	SPIRE PSW Ch05-08 . 7gnd		SPC.-	-	S123	12AXD-38	2			Daisy ch to Pin 36 (A1)	HSJFP	75	121210 P01	013	
-															
074	SPIRE PSW Ch05-08 . 8+		SPC.-	-	S123	12AXD-38	2			PSW-B15	HSJFP	75	121210 P01	021	
073	SPIRE PSW Ch05-08 . 8-		SPC.-	-	S123	12AXD-38	2				HSJFP	75	121210 P01	008	
036	SPIRE PSW Ch05-08 . 8gnd		SPC.-	-	S123	12AXD-38	2			Daisy ch to Pin 36 (A1)	HSJFP	75	121210 P01	013	

Astrium GmbH	**Pin Allocation List** (Harness)	Doc.No.: HP-2-ASED-IC-0016
Project: HERSCHEL		Issue: 1.0 Date: 21.04.2004
		Sheet: PAL-2 (of 8)

Connector: 211121 J28 **Function:** UFThr 263.2° (SPIRE XS-09 JFP 1,2,3,4) **Conn.-Type:** 197-011P24-35P (Junct.)

Item: CVVUCR **Location:** 33 / CVV I/F CB Top PFM (CVVUCR) **Backshell:** 128/175_176_01_0A

EMC-Category: 2C/Sig H in Cryostat

		Interface-Code					Grouping:								
Pin	**Signal Designation**	**Circuit**	**Signal**	**Pos.**	**Ch. ID**	**Wiring**	**Shd**	**Cable**	**Twist**	**Comment**	**Target-Item**	**Location**	**Connector**	**Pin**	**New**
036	SPIRE PSW Ch05-08 . SHD02		SPC.-	-	S123	12AXD-38	2			Cable S123 inner Shd daisy ch to Pin 36 (A1)	HSJFP	75	121210 P01	013	
-	Cable S123 outer Shield									Cable S123 outer Shd con to Busbar (Faraday)					
-															
-															
083	SPIRE PSW Ch09-12 . 9+		SPC.-	-	S124	12AXD-38	3			PSW-C14	HSJFP	75	121210 P01	022	
072	SPIRE PSW Ch09-12 . 9-		SPC.-	-	S124	12AXD-38	3				HSJFP	75	121210 P01	009	
036	SPIRE PSW Ch09-12 . 9gnd		SPC.-	-	S124	12AXD-38	3			Daisy ch to Pin 36 (A1)	HSJFP	75	121210 P01	013	
-															
095	SPIRE PSW Ch09-12 . 10+		SPC.-	-	S124	12AXD-38	3			PSW-D14	HSJFP	75	121210 P01	023	
084	SPIRE PSW Ch09-12 . 10-		SPC.-	-	S124	12AXD-38	3				HSJFP	75	121210 P01	010	
036	SPIRE PSW Ch09-12 . 10gnd		SPC.-	-	S124	12AXD-38	3			Daisy ch to Pin 36 (A1)	HSJFP	75	121210 P01	013	
-															
096	SPIRE PSW Ch09-12 . 11+		SPC.-	-	S124	12AXD-38	3			PSW-A14	HSJFP	75	121210 P01	024	
085	SPIRE PSW Ch09-12 . 11-		SPC.-	-	S124	12AXD-38	3				HSJFP	75	121210 P01	011	
036	SPIRE PSW Ch09-12 . 11gnd		SPC.-	-	S124	12AXD-38	3			Daisy ch to Pin 36 (A1)	HSJFP	75	121210 P01	013	
-															
106	SPIRE PSW Ch09-12 . 12+		SPC.-	-	S124	12AXD-38	3			PSW-A13	HSJFP	75	121210 P01	025	
107	SPIRE PSW Ch09-12 . 12-		SPC.-	-	S124	12AXD-38	3				HSJFP	75	121210 P01	012	
036	SPIRE PSW Ch09-12 . 12gnd		SPC.-	-	S124	12AXD-38	3			Daisy ch to Pin 36 (A1)	HSJFP	75	121210 P01	013	
036	SPIRE PSW Ch09-12 . SHD03		SPC.-	-	S124	12AXD-38	3			Cable S124 inner Shd daisy ch to Pin 36 (A1)	HSJFP	75	121210 P01	013	
-	Cable S124 outer Shield									Cable S124 outer Shd con to Busbar (Faraday)					
-															
-															
-															
128	SPIRE PLW B09 GND WIRE A2		SPX.-	-	S492	010B0-30				Con to Cable from P02 GND/Shds	HSJFP	75	121210 P02	013	
-															
086	SPIRE PSW Ch13-16 . 13+		SPC.-	-	S127	12AXD-38	4			PSW-B14	HSJFP	75	121210 P02	001	
087	SPIRE PSW Ch13-16 . 13-		SPC.-	-	S127	12AXD-38	4				HSJFP	75	121210 P02	014	
128	SPIRE PSW Ch13-16 . 13gnd		SPC.-	-	S127	12AXD-38	4			Daisy ch to Pin 128 (A2)	HSJFP	75	121210 P02	013	
-															
097	SPIRE PSW Ch13-16 . 14+		SPC.-	-	S127	12AXD-38	4			PSW-C13	HSJFP	75	121210 P02	002	
098	SPIRE PSW Ch13-16 . 14-		SPC.-	-	S127	12AXD-38	4				HSJFP	75	121210 P02	015	
128	SPIRE PSW Ch13-16 . 14gnd		SPC.-	-	S127	12AXD-38	4			Daisy ch to Pin 128 (A2)	HSJFP	75	121210 P02	013	
-															

Astrium GmbH	Pin Allocation List (Harness)	Doc.No.: HP-2-ASED-IC-0016
Project: HERSCHEL		Issue: 1.0 Date: 21.04.2004
		Sheet: PAL-3 (of 8)

Connector: 211121 J28 **Function:** UFThr 263.2° (SPIRE XS-09 JFP 1,2,3,4) **Conn.-Type:** 197-011P24-35P (Junct.)

Item: CVVUCR **Location:** 33 / CVV I/F CB Top PFM (CVVUCR) **Backshell:** 128/175_176_01_0A

EMC-Category: 2C/Sig H in Cryostat

		Interface-Code					Grouping:								
Pin	Signal Designation	Circuit	Signal	Pos.	Ch. ID	Wiring	Shd	Cable	Twist	Comment	Target-Item	Location	Connector	Pin	New
108	SPIRE PSW Ch13-16 . 15+		SPC.-	-	S127	12AXD-38	4			PSW-B13	HSJFP	75	121210 P02	003	
109	SPIRE PSW Ch13-16 . 15-		SPC.-	-	S127	12AXD-38	4				HSJFP	75	121210 P02	016	
128	SPIRE PSW Ch13-16 . 15gnd		SPC.-	-	S127	12AXD-38	4			Daisy ch to Pin 128 (A2)	HSJFP	75	121210 P02	013	
-															
116	SPIRE PSW Ch13-16 . 16+		SPC.-	-	S127	12AXD-38	4			PSW-D13	HSJFP	75	121210 P02	004	
117	SPIRE PSW Ch13-16 . 16-		SPC.-	-	S127	12AXD-38	4				HSJFP	75	121210 P02	017	
128	SPIRE PSW Ch13-16 . 16gnd		SPC.-	-	S127	12AXD-38	4			Daisy ch to Pin 128 (A2)	HSJFP	75	121210 P02	013	
128	SPIRE PSW Ch13-16 . SHD01		SPC.-	-	S127	12AXD-38	4			Cable S127 inner Shd daisy ch to Pin 128 (A2)	HSJFP	75	121210 P02	013	
-	*Cable S127 outer Shield*									*Cable S127 outer Shd con to* Busbar (Faraday)					
-															
-															
055	SPIRE PSW Ch17-20 . 17+		SPC.-	-	S128	12AXD-38	5			PSW-A12	HSJFP	75	121210 P02	005	
066	SPIRE PSW Ch17-20 . 17-		SPC.-	-	S128	12AXD-38	5				HSJFP	75	121210 P02	018	
128	SPIRE PSW Ch17-20 . 17gnd		SPC.-	-	S128	12AXD-38	5			Daisy ch to Pin 128 (A2)	HSJFP	75	121210 P02	013	
-															
067	SPIRE PSW Ch17-20 . 18+		SPC.-	-	S128	12AXD-38	5			PSW-C12	HSJFP	75	121210 P02	006	
078	SPIRE PSW Ch17-20 . 18-		SPC.-	-	S128	12AXD-38	5				HSJFP	75	121210 P02	019	
128	SPIRE PSW Ch17-20 . 18gnd		SPC.-	-	S128	12AXD-38	5			Daisy ch to Pin 128 (A2)	HSJFP	75	121210 P02	013	
-															
076	SPIRE PSW Ch17-20 . 19+		SPC.-	-	S128	12AXD-38	5			PSW-D12	HSJFP	75	121210 P02	020	
077	SPIRE PSW Ch17-20 . 19-		SPC.-	-	S128	12AXD-38	5				HSJFP	75	121210 P02	007	
128	SPIRE PSW Ch17-20 . 19gnd		SPC.-	-	S128	12AXD-38	5			Daisy ch to Pin 128 (A2)	HSJFP	75	121210 P02	013	
-															
088	SPIRE PSW Ch17-20 . 20+		SPC.-	-	S128	12AXD-38	5			PSW-B12	HSJFP	75	121210 P02	021	
089	SPIRE PSW Ch17-20 . 20-		SPC.-	-	S128	12AXD-38	5				HSJFP	75	121210 P02	008	
128	SPIRE PSW Ch17-20 . 20gnd		SPC.-	-	S128	12AXD-38	5			Daisy ch to Pin 128 (A2)	HSJFP	75	121210 P02	013	
128	SPIRE PSW Ch17-20 . SHD02		SPC.-	-	S128	12AXD-38	5			Cable S128 inner Shd daisy ch to Pin 128 (A2)	HSJFP	75	121210 P02	013	
-	Cable S128 outer Shield									Cable S128 outer Shd con to Busbar (Faraday)					
-															
-															
099	SPIRE PSW Ch21-24 . 21+		SPC.-	-	S129	12AXD-38	6			PSW-E11	HSJFP	75	121210 P02	022	
100	SPIRE PSW Ch21-24 . 21-		SPC.-	-	S129	12AXD-38	6				HSJFP	75	121210 P02	009	
128	SPIRE PSW Ch21-24 . 21gnd		SPC.-	-	S129	12AXD-38	6			Daisy ch to Pin 128 (A2)	HSJFP	75	121210 P02	013	
-															
110	SPIRE PSW Ch21-24 . 22+		SPC.-	-	S129	12AXD-38	6			PSW-A11	HSJFP	75	121210 P02	023	

Astrium GmbH	**Pin Allocation List** (Harness)	Doc.No.: HP-2-ASED-IC-0016
Project: HERSCHEL		Issue: 1.0 Date: 21.04.2004
		Sheet: PAL-4 (of 8)

Connector: 211121 J28 **Function:** UFThr 263.2° (SPIRE XS-09 JFP 1,2,3,4) **Conn.-Type:** 197-011P24-35P (Junct.)

Item: CVVUCR **Location:** 33 / CVV I/F CB Top PFM (CVVUCR) **Backshell:** 128/175_176_01_0A

EMC-Category: 2C/Sig H in Cryostat

Pin	Signal Designation	Interface-Code Circuit	Signal	Pos.	Ch. ID	Wiring	Grouping: Shd	Cable	Twist	Comment	Target-Item	Location	Connector	Pin	New
111	SPIRE PSW Ch21-24 . 22-		SPC.-	-	S129	12AXD-38	6				HSJFP	75	121210 P02	010	
128	SPIRE PSW Ch21-24 . 22gnd		SPC.-	-	S129	12AXD-38	6			Daisy ch to Pin 128 (A2)	HSJFP	75	121210 P02	013	
-															
118	SPIRE PSW Ch21-24 . 23+		SPC.-	-	S129	12AXD-38	6			PSW-C11	HSJFP	75	121210 P02	024	
119	SPIRE PSW Ch21-24 . 23-		SPC.-	-	S129	12AXD-38	6				HSJFP	75	121210 P02	011	
128	SPIRE PSW Ch21-24 . 23gnd		SPC.-	-	S129	12AXD-38	6			Daisy ch to Pin 128 (A2)	HSJFP	75	121210 P02	013	
-															
112	SPIRE PSW Ch21-24 . 24+		SPC.-	-	S129	12AXD-38	6			PSB-B11	HSJFP	75	121210 P02	025	
120	SPIRE PSW Ch21-24 . 24-		SPC.-	-	S129	12AXD-38	6				HSJFP	75	121210 P02	012	
128	SPIRE PSW Ch21-24 . 24gnd		SPC.-	-	S129	12AXD-38	6			Daisy ch to Pin 128 (A2)	HSJFP	75	121210 P02	013	
128	SPIRE PSW Ch21-24 . SHD03		SPC.-	-	S129	12AXD-38	6			Cable S129 inner Shd daisy ch to Pin 128 (A2)	HSJFP	75	121210 P02	013	
-	Cable S129 outer Shield									Cable S129 outer Shd con to Busbar (Faraday)					
-															
-															
-															
047	SPIRE PLW B09 GND WIRE A3		SPX.-	-	S493	010B0-30				Con to Cable from P03 GND/Shds	HSJFP	75	121210 P03	013	
-															
090	SPIRE PSW Ch25-28 . 25+		SPC.-	-	S131	12AXD-38	7			PSW-E1	HSJFP	75	121210 P03	001	
079	SPIRE PSW Ch25-28 . 25-		SPC.-	-	S131	12AXD-38	7				HSJFP	75	121210 P03	014	
047	SPIRE PSW Ch25-28 . 25gnd		SPC.-	-	S131	12AXD-38	7			Daisy ch to Pin 047 (A3)	HSJFP	75	121210 P03	013	
-															
102	SPIRE PSW Ch25-28 . 26+		SPC.-	-	S131	12AXD-38	7			PSW-F1	HSJFP	75	121210 P03	002	
101	SPIRE PSW Ch25-28 . 26-		SPC.-	-	S131	12AXD-38	7				HSJFP	75	121210 P03	015	
047	SPIRE PSW Ch25-28 . 26gnd		SPC.-	-	S131	12AXD-38	7			Daisy ch to Pin 047 (A3)	HSJFP	75	121210 P03	013	
-															
092	SPIRE PSW Ch25-28 . 27+		SPC.-	-	S131	12AXD-38	7			PSW-T2	HSJFP	75	121210 P03	003	
091	SPIRE PSW Ch25-28 . 27-		SPC.-	-	S131	12AXD-38	7				HSJFP	75	121210 P03	016	
047	SPIRE PSW Ch25-28 . 27gnd		SPC.-	-	S131	12AXD-38	7			Daisy ch to Pin 047 (A3)	HSJFP	75	121210 P03	013	
-															
103	SPIRE PSW Ch25-28 . 28+		SPC.-	-	S131	12AXD-38	7			PSW-H1	HSJFP	75	121210 P03	004	
113	SPIRE PSW Ch25-28 . 28-		SPC.-	-	S131	12AXD-38	7				HSJFP	75	121210 P03	017	
047	SPIRE PSW Ch25-28 . 28gnd		SPC.-	-	S131	12AXD-38	7			Daisy ch to Pin 047 (A3)	HSJFP	75	121210 P03	013	
047	SPIRE PSW Ch25-28 . SHD01		SPC.-	-	S131	12AXD-38	7			Cable S131 inner Shd daisy ch to Pin 047 (A3)	HSJFP	75	121210 P03	013	
-	Cable S131 outer Shield									Cable S131 outer Shd con to Busbar (Faraday)					

Astrium GmbH	Pin Allocation List (Harness)	Doc.No.: HP-2-ASED-IC-0016
Project: HERSCHEL		Issue: 1.0 Date: 21.04.2004
		Sheet: PAL-5 (of 8)

Connector: 211121 J28 **Function:** UFThr 263.2° (SPIRE XS-09 JFP 1,2,3,4) **Conn.-Type:** 197-011P24-35P (Junct.)

Item: CVVUCR **Location:** 33 / CVV I/F CB Top PFM (CVVUCR) **Backshell:** 128/175_176_01_0A

EMC-Category: 2C/Sig H in Cryostat

Pin	Signal Designation	Interface-Code Circuit	Signal	Pos.	Ch. ID	Wiring	Grouping: Shd	Cable	Twist	Comment	Target-Item	Location	Connector	Pin	New
-															
-															
058	SPIRE PSW Ch29-32 . 29+		SPC.-	-	S132	12AXD-38	8			PSW-G1	HSJFP	75	121210 P03	005	
046	SPIRE PSW Ch29-32 . 29-		SPC.-	-	S132	12AXD-38	8				HSJFP	75	121210 P03	018	
047	SPIRE PSW Ch29-32 . 29gnd		SPC.-	-	S132	12AXD-38	8			Daisy ch to Pin 047 (A3)	HSJFP	75	121210 P03	013	
-															
068	SPIRE PSW Ch29-32 . 30+		SPC.-	-	S132	12AXD-38	8			PSW-J1	HSJFP	75	121210 P03	006	
057	SPIRE PSW Ch29-32 . 30-		SPC.-	-	S132	12AXD-38	8				HSJFP	75	121210 P03	019	
047	SPIRE PSW Ch29-32 . 30gnd		SPC.-	-	S132	12AXD-38	8			Daisy ch to Pin 047 (A3)	HSJFP	75	121210 P03	013	
-															
069	SPIRE PSW Ch29-32 . 31+		SPC.-	-	S132	12AXD-38	8			PSW-H2	HSJFP	75	121210 P03	020	
080	SPIRE PSW Ch29-32 . 31-		SPC.-	-	S132	12AXD-38	8				HSJFP	75	121210 P03	007	
047	SPIRE PSW Ch29-32 . 31gnd		SPC.-	-	S132	12AXD-38	8			Daisy ch to Pin 047 (A3)	HSJFP	75	121210 P03	013	
-															
070	SPIRE PSW Ch29-32 . 32+		SPC.-	-	S132	12AXD-38	8			PSW-F2	HSJFP	75	121210 P03	021	
081	SPIRE PSW Ch29-32 . 32-		SPC.-	-	S132	12AXD-38	8				HSJFP	75	121210 P03	008	
047	SPIRE PSW Ch29-32 . 32gnd		SPC.-	-	S132	12AXD-38	8			Daisy ch to Pin 047 (A3)	HSJFP	75	121210 P03	013	
047	SPIRE PSW Ch29-32 . SHD02		SPC.-	-	S132	12AXD-38	8			Cable S132 inner Shd daisy ch to Pin 047 (A3)	HSJFP	75	121210 P03	013	
-	Cable S132 outer Shield									Cable S132 outer Shd con to Busbar (Faraday)					
-															
-															
023	SPIRE PSW Ch33-36 . 33+		SPC.-	-	S133	12AXD-38	9			PSW-J2	HSJFP	75	121210 P03	022	
034	SPIRE PSW Ch33-36 . 33-		SPC.-	-	S133	12AXD-38	9				HSJFP	75	121210 P03	009	
047	SPIRE PSW Ch33-36 . 33gnd		SPC.-	-	S133	12AXD-38	9			Daisy ch to Pin 047 (A3)	HSJFP	75	121210 P03	013	
-															
033	SPIRE PSW Ch33-36 . 34+		SPC.-	-	S133	12AXD-38	9			PSW-G2	HSJFP	75	121210 P03	023	
045	SPIRE PSW Ch33-36 . 34-		SPC.-	-	S133	12AXD-38	9				HSJFP	75	121210 P03	010	
047	SPIRE PSW Ch33-36 . 34gnd		SPC.-	-	S133	12AXD-38	9			Daisy ch to Pin 047 (A3)	HSJFP	75	121210 P03	013	
-															
044	SPIRE PSW Ch33-36 . 35+		SPC.-	-	S133	12AXD-38	9			PSW-H3	HSJFP	75	121210 P03	024	
056	SPIRE PSW Ch33-36 . 35-		SPC.-	-	S133	12AXD-38	9				HSJFP	75	121210 P03	011	
047	SPIRE PSW Ch33-36 . 35gnd		SPC.-	-	S133	12AXD-38	9			Daisy ch to Pin 047 (A3)	HSJFP	75	121210 P03	013	
-															
022	SPIRE PSW Ch33-36 . 36+		SPC.-	-	S133	12AXD-38	9			PSW-J3	HSJFP	75	121210 P03	025	
032	SPIRE PSW Ch33-36 . 36-		SPC.-	-	S133	12AXD-38	9				HSJFP	75	121210 P03	012	
047	SPIRE PSW Ch33-36 . 36gnd		SPC.-	-	S133	12AXD-38	9			Daisy ch to Pin 047 (A3)	HSJFP	75	121210 P03	013	

Pin Allocation List
(Harness)

Connector: 211121 J28 **Function:** UFThr 263.2° (SPIRE XS-09 JFP 1,2,3,4) **Conn.-Type:** 197-011P24-35P (Junct.)
Item: CVVUCR **Location:** 33 / CVV I/F CB Top PFM (CVVUCR) **Backshell:** 128/175_176_01_0A
EMC-Category: 2C/Sig H in Cryostat

Pin	Signal Designation	Interface-Code Circuit	Signal	Pos.	Ch. ID	Wiring	Grouping: Shd	Cable	Twist	Comment	Target-Item	Location	Connector	Pin	New
047	SPIRE PSW Ch33-36 . SHD03		SPC.-	-	S133	12AXD-38	9			Cable S133 inner Shd daisy ch to Pin 047 (A3)	HSJFP	75	121210 P03	013	
-	Cable S133 outer Shield									Cable S133 outer Shd con to Busbar (Faraday)					
-															
-															
-															
004	SPIRE PLW B09 GND WIRE A4		SPX.-	-	S494	010B0-30				Con to Cable from P04 GND/Shds	HSJFP	75	121210 P04	013	
-															
013	SPIRE PSW Ch37-40 . 37+		SPC.-	-	S136	12AXD-38	10			PSW-E2	HSJFP	75	121210 P04	001	
012	SPIRE PSW Ch37-40 . 37-		SPC.-	-	S136	12AXD-38	10				HSJFP	75	121210 P04	014	
004	SPIRE PSW Ch37-40 . 37gnd		SPC.-	-	S136	12AXD-38	10			Daisy ch to Pin 004 (A4)	HSJFP	75	121210 P04	013	
-															
021	SPIRE PSW Ch37-40 . 38+		SPC.-	-	S136	12AXD-38	10			PSW-F3	HSJFP	75	121210 P04	002	
020	SPIRE PSW Ch37-40 . 38-		SPC.-	-	S136	12AXD-38	10				HSJFP	75	121210 P04	015	
004	SPIRE PSW Ch37-40 . 38gnd		SPC.-	-	S136	12AXD-38	10			Daisy ch to Pin 004 (A4)	HSJFP	75	121210 P04	013	
-															
031	SPIRE PSW Ch37-40 . 39+		SPC.-	-	S136	12AXD-38	10			PSW-G3	HSJFP	75	121210 P04	003	
043	SPIRE PSW Ch37-40 . 39-		SPC.-	-	S136	12AXD-38	10				HSJFP	75	121210 P04	016	
004	SPIRE PSW Ch37-40 . 39gnd		SPC.-	-	S136	12AXD-38	10			Daisy ch to Pin 004 (A4)	HSJFP	75	121210 P04	013	
-															
042	SPIRE PSW Ch37-40 . 40+		SPC.-	-	S136	12AXD-38	10			PSW-H4	HSJFP	75	121210 P04	004	
054	SPIRE PSW Ch37-40 . 40-		SPC.-	-	S136	12AXD-38	10				HSJFP	75	121210 P04	017	
004	SPIRE PSW Ch37-40 . 40gnd		SPC.-	-	S136	12AXD-38	10			Daisy ch to Pin 004 (A4)	HSJFP	75	121210 P04	013	
004	SPIRE PSW Ch37-40 . SHD01		SPC.-	-	S136	12AXD-38	10			Cable S136 inner Shd daisy ch to Pin 004 (A4)	HSJFP	75	121210 P04	013	
-	Cable S136 outer Shield									Cable S136 outer Shd con to Busbar (Faraday)					
-															
-															
010	SPIRE PSW Ch41-44 . 41+		SPC.-	-	S137	12AXD-38	11			PSW-J4	HSJFP	75	121210 P04	005	
011	SPIRE PSW Ch41-44 . 41-		SPC.-	-	S137	12AXD-38	11				HSJFP	75	121210 P04	018	
004	SPIRE PSW Ch41-44 . 41gnd		SPC.-	-	S137	12AXD-38	11			Daisy ch to Pin 004 (A4)	HSJFP	75	121210 P04	013	
-															
019	SPIRE PSW Ch41-44 . 42+		SPC.-	-	S137	12AXD-38	11			PSW-E3	HSJFP	75	121210 P04	006	
029	SPIRE PSW Ch41-44 . 42-		SPC.-	-	S137	12AXD-38	11				HSJFP	75	121210 P04	019	
004	SPIRE PSW Ch41-44 . 42gnd		SPC.-	-	S137	12AXD-38	11			Daisy ch to Pin 004 (A4)	HSJFP	75	121210 P04	013	
-															

Astrium GmbH	Pin Allocation List (Harness)	Doc.No.: HP-2-ASED-IC-0016
Project: HERSCHEL		Issue: 1.0 Date: 21.04.2004
		Sheet: PAL-7 (of 8)

Connector: 211121 J28 **Function:** UFThr 263.2° (SPIRE XS-09 JFP 1,2,3,4) **Conn.-Type:** 197-011P24-35P (Junct.)

Item: CVVUCR **Location:** 33 / CVV I/F CB Top PFM (CVVUCR) **Backshell:** 128/175_176_01_0A

EMC-Category: 2C/Sig H in Cryostat

Pin	Signal Designation	Interface-Code Circuit	Signal	Pos.	Ch. ID	Wiring	Grouping: Shd	Cable	Twist	Comment	Target-Item	Location	Connector	Pin	New
041	SPIRE PSW Ch41-44 . 43+		SPC.-	-	S137	12AXD-38	11			PSW-F4	HSJFP	75	121210 P04	020	
030	SPIRE PSW Ch41-44 . 43-		SPC.-	-	S137	12AXD-38	11				HSJFP	75	121210 P04	007	
004	SPIRE PSW Ch41-44 . 43gnd		SPC.-	-	S137	12AXD-38	11			Daisy ch to Pin 004 (A4)	HSJFP	75	121210 P04	013	
-															
053	SPIRE PSW Ch41-44 . 44+		SPC.-	-	S137	12AXD-38	11			PSW-G4	HSJFP	75	121210 P04	021	
052	SPIRE PSW Ch41-44 . 44-		SPC.-	-	S137	12AXD-38	11				HSJFP	75	121210 P04	008	
004	SPIRE PSW Ch41-44 . 44gnd		SPC.-	-	S137	12AXD-38	11			Daisy ch to Pin 004 (A4)	HSJFP	75	121210 P04	013	
004	SPIRE PSW Ch41-44 . SHD02		SPC.-	-	S137	12AXD-38	11			Cable S137 inner Shd daisy ch to Pin 004 (A4)	HSJFP	75	121210 P04	013	
-	Cable S137 outer Shield									Cable S137 outer Shd con to Busbar (Faraday)					
-															
-															
009	SPIRE PSW Ch45-48 . 45+		SPC.-	-	S138	12AXD-38	12			PSW-H5	HSJFP	75	121210 P04	022	
017	SPIRE PSW Ch45-48 . 45-		SPC.-	-	S138	12AXD-38	12				HSJFP	75	121210 P04	009	
004	SPIRE PSW Ch45-48 . 45gnd		SPC.-	-	S138	12AXD-38	12			Daisy ch to Pin 004 (A4)	HSJFP	75	121210 P04	013	
-															
018	SPIRE PSW Ch45-48 . 46+		SPC.-	-	S138	12AXD-38	12			PSW-E4	HSJFP	75	121210 P04	023	
028	SPIRE PSW Ch45-48 . 46-		SPC.-	-	S138	12AXD-38	12				HSJFP	75	121210 P04	010	
004	SPIRE PSW Ch45-48 . 46gnd		SPC.-	-	S138	12AXD-38	12			Daisy ch to Pin 004 (A4)	HSJFP	75	121210 P04	013	
-															
016	SPIRE PSW Ch45-48 . 47+		SPC.-	-	S138	12AXD-38	12			PSW-J5	HSJFP	75	121210 P04	024	
027	SPIRE PSW Ch45-48 . 47-		SPC.-	-	S138	12AXD-38	12				HSJFP	75	121210 P04	011	
004	SPIRE PSW Ch45-48 . 47gnd		SPC.-	-	S138	12AXD-38	12			Daisy ch to Pin 004 (A4)	HSJFP	75	121210 P04	013	
-															
040	SPIRE PSW Ch45-48 . 48+		SPC.-	-	S138	12AXD-38	12			PSW-F5	HSJFP	75	121210 P04	025	
039	SPIRE PSW Ch45-48 . 48-		SPC.-	-	S138	12AXD-38	12				HSJFP	75	121210 P04	012	
004	SPIRE PSW Ch45-48 . 48gnd		SPC.-	-	S138	12AXD-38	12			Daisy ch to Pin 004 (A4)	HSJFP	75	121210 P04	013	
004	SPIRE PSW Ch45-48 . SHD03		SPC.-	-	S138	12AXD-38	12			Cable S138 inner Shd daisy ch to Pin 004 (A4)	HSJFP	75	121210 P04	013	
-	Cable S138 outer Shield									Cable S138 outer Shd con to Busbar (Faraday)					
-															
-															
001	Faraday Pins									Connected to Busbar					
002	Faraday Pins									Connected to Busbar					
003	Faraday Pins									Connected to Busbar					
005	Faraday Pins									Connected to Busbar					
006	Faraday Pins									Connected to Busbar					

Astrium GmbH	Pin Allocation List (Harness)	Doc.No.: HP-2-ASED-IC-0016
Project: HERSCHEL		Issue: 1.0 Date: 21.04.2004
		Sheet: PAL-8 (of 8)

Connector: 211121 J28 **Function:** UFThr 263.2° (SPIRE XS-09 JFP 1,2,3,4) **Conn.-Type:** 197-011P24-35P (Junct.)

Item: CVVUCR **Location:** 33 / CVV I/F CB Top PFM (CVVUCR) **Backshell:** 128/175_176_01_0A

EMC-Category: 2C/Sig H in Cryostat

Pin	Signal Designation	Interface-Code Circuit	Signal	Pos.	Ch. ID	Wiring	Grouping: Shd	Cable	Twist	Comment	Target-Item	Location	Connector	Pin	New
007	Faraday Pins									Connected to Busbar					
008	Faraday Pins									Connected to Busbar					
014	Faraday Pins									Connected to Busbar					
015	Faraday Pins									Connected to Busbar					
024	Faraday Pins									Connected to Busbar					
025	Faraday Pins									Connected to Busbar					
035	Faraday Pins									Connected to Busbar					
082	Faraday Pins									Connected to Busbar					
093	Faraday Pins									Connected to Busbar					
094	Faraday Pins									Connected to Busbar					
104	Faraday Pins									Connected to Busbar					
105	Faraday Pins									Connected to Busbar					
114	Faraday Pins									Connected to Busbar					
115	Faraday Pins									Connected to Busbar					
121	Faraday Pins									Connected to Busbar					
122	Faraday Pins									Connected to Busbar					
123	Faraday Pins									Connected to Busbar					
124	Faraday Pins									Connected to Busbar					
125	Faraday Pins									Connected to Busbar					
126	Faraday Pins									Connected to Busbar					
127	Faraday Pins									Connected to Busbar					
-															
CH	Connector Housing									CH isolated from Faraday Shds					
-										No Overall Shd at junction side					
-										Bundles isolated from S/C Structure					

Astrium GmbH	**Pin Allocation List** (Harness)	Doc.No.: HP-2-ASED-IC-0016
Project: HERSCHEL		Issue: 1.0 Date: 21.04.2004
		Sheet: PAL-1 (of 5)

Connector: 211121 J34 **Function:** UFThr. 318.1° (SPIRE XS-10 FPU 19,21,23) **Conn.-Type:** 197-011P24-35P (Junct.)

Item: CVVUCR **Location:** 33 / CVV I/F CB Top PFM (CVVUCR) **Backshell:** 128/175_176_01_0A

EMC-Category: 2C/Sig H in Cryostat

Pin	Signal Designation	Interface-Code Circuit	Signal	Pos.	Ch. ID	Wiring	Grouping: Shd	Cable	Twist	Comment	Target-Item	Location	Connector	Pin	New
029	SPIRE SorptPumpTemp(N) . I+		S3E.-	-	S234	041SS-38	1				HSFPU	70	121100 P19	020	
041	SPIRE SorptPumpTemp(N) . V+		S3E.-	-	S234	041SS-38	1				HSFPU	70	121100 P19	001	
042	SPIRE SorptPumpTemp(N) . V-		S3E.-	-	S234	041SS-38	1				HSFPU	70	121100 P19	002	
030	SPIRE SorptPumpTemp(N) . I-		S3E.-	-	S234	041SS-38	1				HSFPU	70	121100 P19	021	
031	SPIRE SorptPumpTemp(N) . SHD01		S3E.-	-	S234	041SS-38	1			Cable S234 to S238 Shd con together	HSFPU	70	121100 P19	003	
-															
077	SPIRE EvaporatorTemp(N) . I+		S3E.-	-	S235	041SS-38	2				HSFPU	70	121100 P19	022	
066	SPIRE EvaporatorTemp(N) . V+		S3E.-	-	S235	041SS-38	2				HSFPU	70	121100 P19	004	
065	SPIRE EvaporatorTemp(N) . V-		S3E.-	-	S235	041SS-38	2				HSFPU	70	121100 P19	005	
076	SPIRE EvaporatorTemp(N) . I-		S3E.-	-	S235	041SS-38	2				HSFPU	70	121100 P19	023	
054	SPIRE EvaporatorTemp(N) . SHD02		S3E.-	-	S235	041SS-38	2			Cable S234 to S238 Shd con together	HSFPU	70	121100 P19	024	
-															
053	SPIRE SorptPumpSwTemp(N) . I+		S3E.-	-	S236	041SS-38	3				HSFPU	70	121100 P19	025	
064	SPIRE SorptPumpSwTemp(N) . V+		S3E.-	-	S236	041SS-38	3				HSFPU	70	121100 P19	006	
063	SPIRE SorptPumpSwTemp(N) . V-		S3E.-	-	S236	041SS-38	3				HSFPU	70	121100 P19	007	
052	SPIRE SorptPumpSwTemp(N) . I-		S3E.-	-	S236	041SS-38	3				HSFPU	70	121100 P19	026	
075	SPIRE SorptPumpSwTemp(N) . SHD03		S3E.-	-	S236	041SS-38	3			Cable S234 to S238 Shd con together	HSFPU	70	121100 P19	008	
-															
050	SPIRE EvaporSwTemp(N) . I+		S3E.-	-	S237	041SS-38	4				HSFPU	70	121100 P19	027	
062	SPIRE EvaporSwTemp(N) . V+		S3E.-	-	S237	041SS-38	4				HSFPU	70	121100 P19	009	
051	SPIRE EvaporSwTemp(N) . V-		S3E.-	-	S237	041SS-38	4				HSFPU	70	121100 P19	010	
061	SPIRE EvaporSwTemp(N) . I-		S3E.-	-	S237	041SS-38	4				HSFPU	70	121100 P19	028	
039	SPIRE EvaporSwTemp(N) . SHD04		S3E.-	-	S237	041SS-38	4			Cable S234 to S238 Shd con together	HSFPU	70	121100 P19	029	
-															
011	SPIRE ThermShuntTemp(N) . I+A		S3E.-	-	S238	041SS-38	5				HSFPU	70	121100 P19	030	
019	SPIRE ThermShuntTemp(N) . V+B		S3E.-	-	S238	041SS-38	5				HSFPU	70	121100 P19	011	
018	SPIRE ThermShuntTemp(N) . V-A		S3E.-	-	S238	041SS-38	5				HSFPU	70	121100 P19	012	
010	SPIRE ThermShuntTemp(N) . I-B		S3E.-	-	S238	041SS-38	5				HSFPU	70	121100 P19	031	
020	SPIRE ThermShuntTemp(N) . SHD05		S3E.-	-	S238	041SS-38	5			Cable S234 to S238 Shd con together	HSFPU	70	121100 P19	013	
-															
-															
006	SPIRE SorptPumpHtr(N) . I+A		S3F.-	-	S239	040B0-30					HSFPU	70	121100 P19	014	
013	SPIRE SorptPumpHtr(N) . I+B		S3F.-	-	S239	040B0-30					HSFPU	70	121100 P19	032	
005	SPIRE SorptPumpHtr(N) . I-A		S3F.-	-	S239	040B0-30					HSFPU	70	121100 P19	015	
012	SPIRE SorptPumpHtr(N) . I-B		S3F.-	-	S239	040B0-30					HSFPU	70	121100 P19	033	

Astrium GmbH	**Pin Allocation List** (Harness)	Doc.No.: HP-2-ASED-IC-0016
Project: HERSCHEL		Issue: 1.0 Date: 21.04.2004
		Sheet: PAL-2 (of 5)

Connector: 211121 J34 **Function:** UFThr. 318.1° (SPIRE XS-10 FPU 19,21,23) **Conn.-Type:** 197-011P24-35P (Junct.)

Item: CVVUCR **Location:** 33 / CVV I/F CB Top PFM (CVVUCR) **Backshell:** 128/175_176_01_0A

EMC-Category: 2C/Sig H in Cryostat

Pin	Signal Designation	Interface-Code Circuit	Signal	Pos.	Ch. ID	Wiring	Grouping: Shd	Cable	Twist	Comment	Target-Item	Location	Connector	Pin	New
-															
022	SPIRE SorptPumpSwHtr(N) . I+A		S3F.-	-	S240	040B0-30					HSFPU	70	121100 P19	016	
033	SPIRE SorptPumpSwHtr(N) . I+B		S3F.-	-	S240	040B0-30					HSFPU	70	121100 P19	034	
021	SPIRE SorptPumpSwHtr(N) . I-A		S3F.-	-	S240	040B0-30					HSFPU	70	121100 P19	017	
032	SPIRE SorptPumpSwHtr(N) . I-B		S3F.-	-	S240	040B0-30					HSFPU	70	121100 P19	035	
-															
055	SPIRE EvaporSwHtr(N) . I+A		S3F.-	-	S241	040B0-30					HSFPU	70	121100 P19	018	
056	SPIRE EvaporSwHtr(N) . I+B		S3F.-	-	S241	040B0-30					HSFPU	70	121100 P19	036	
043	SPIRE EvaporSwHtr(N) . I-A		S3F.-	-	S241	040B0-30					HSFPU	70	121100 P19	019	
044	SPIRE EvaporSwHtr(N) . I-B		S3F.-	-	S241	040B0-30					HSFPU	70	121100 P19	037	
-															
004	SPIRE FPU FC Faraday . SFF		SFF.-	-	S249	010B0-30				Cable P19 Faraday Shd con to Busbar tbc	HSFPU	70	121100 P19	CH	3. 3. 3.
-															
-															
111	SPIRE Spectr4%Temp (N) . I+		SCA.-	-	S242	041SS-38	9				HSFPU	70	121100 P21	005	
120	SPIRE Spectr4%Temp (N) . V+		SCA.-	-	S242	041SS-38	9				HSFPU	70	121100 P21	006	
128	SPIRE Spectr4%Temp (N) . V-		SCA.-	-	S242	041SS-38	9				HSFPU	70	121100 P21	024	
112	SPIRE Spectr4%Temp (N) . I-		SCA.-	-	S242	041SS-38	9				HSFPU	70	121100 P21	025	
121	SPIRE Spectr4%Temp (N) . SHD01		SCA.-	-	S242	041SS-38	9			Cable S242 to S244 Shd con together	HSFPU	70	121100 P21	023	
-															
091	SPIRE Spectr2%Temp (N) . I+		SCA.-	-	S243	041SS-38	10				HSFPU	70	121100 P21	007	
092	SPIRE Spectr2%Temp (N) . V+		SCA.-	-	S243	041SS-38	10				HSFPU	70	121100 P21	008	
081	SPIRE Spectr2%Temp (N) . V-		SCA.-	-	S243	041SS-38	10				HSFPU	70	121100 P21	026	
080	SPIRE Spectr2%Temp (N) . I-		SCA.-	-	S243	041SS-38	10				HSFPU	70	121100 P21	027	
093	SPIRE Spectr2%Temp (N) . SHD02		SCA.-	-	S243	041SS-38	10			Cable S242 to S244 Shd con together	HSFPU	70	121100 P21	009	
-															
114	SPIRE SpStimFlanTemp(N) . I+		SCA.-	-	S244	041SS-38	11				HSFPU	70	121100 P21	010	
113	SPIRE SpStimFlanTemp(N) . V+		SCA.-	-	S244	041SS-38	11				HSFPU	70	121100 P21	011	
103	SPIRE SpStimFlanTemp(N) . V-		SCA.-	-	S244	041SS-38	11				HSFPU	70	121100 P21	028	
104	SPIRE SpStimFlanTemp(N) . I-		SCA.-	-	S244	041SS-38	11				HSFPU	70	121100 P21	029	
102	SPIRE SpStimFlanTemp(N) . SHD03		SCA.-	-	S244	041SS-38	11			Cable S242 to S244 Shd con together	HSFPU	70	121100 P21	030	
-															
-															
035	SPIRE Spectr4%Heater (N) . I+A		SCB.-	-	S245	040B0-30					HSFPU	70	121100 P21	014	
024	SPIRE Spectr4%Heater (N) . I+B		SCB.-	-	S245	040B0-30					HSFPU	70	121100 P21	015	
034	SPIRE Spectr4%Heater (N) . I-A		SCB.-	-	S245	040B0-30					HSFPU	70	121100 P21	033	

Pin Allocation List

(Harness)

Connector: 211121 J34
Item: CVVUCR
EMC-Category: 2C/Sig H in Cryostat

Function: UFThr. 318.1° (SPIRE XS-10 FPU 19,21,23)
Location: 33 / CVV I/F CB Top PFM (CVVUCR)

Conn.-Type: 197-011P24-35P (Junct.)
Backshell: 128/175_176_01_0A

Pin	Signal Designation	Interface-Code Circuit	Signal	Pos.	Ch. ID	Wiring	Grouping: Shd	Cable	Twist	Comment	Target-Item	Location	Connector	Pin	New
023	SPIRE Spectr4%Heater (N) . I-B		SCB.-	-	S245	040B0-30					HSFPU	70	121100 P21	034	
-															
046	SPIRE Spectr2%Heater (N) . I+A		SCB.-	-	S246	040B0-30					HSFPU	70	121100 P21	016	
058	SPIRE Spectr2%Heater (N) . I+B		SCB.-	-	S246	040B0-30					HSFPU	70	121100 P21	017	
045	SPIRE Spectr2%Heater (N) . I-A		SCB.-	-	S246	040B0-30					HSFPU	70	121100 P21	035	
057	SPIRE Spectr2%Heater (N) . I-B		SCB.-	-	S246	040B0-30					HSFPU	70	121100 P21	036	
-															
047	SPIRE FPU FSS Faraday . SFF		SFF.-	-	S251	010B0-30				Cable P21 Faraday Shd con to Busbar tbc	HSFPU	70	121100 P21	CH	3. 3. 3.
-															
-															
089	SPIRE FilterTemp(N) . I+		STA.-	-	S253	041SS-38	19				HSFPU	70	121100 P23	020	
100	SPIRE FilterTemp(N) . V+		STA.-	-	S253	041SS-38	19				HSFPU	70	121100 P23	002	
099	SPIRE FilterTemp(N) . V-		STA.-	-	S253	041SS-38	19				HSFPU	70	121100 P23	003	
088	SPIRE FilterTemp(N) . I-		STA.-	-	S253	041SS-38	19				HSFPU	70	121100 P23	021	
101	SPIRE FilterTemp(N) . SHD06		STA.-	-	S253	041SS-38	19			Cable S253 to S258 Shd con together	HSFPU	70	121100 P23	001	
-															
118	SPIRE SpectDetBoxTemp(N) . I+		STA.-	-	S254	041SS-38	14				HSFPU	70	121100 P23	004	
125	SPIRE SpectDetBoxTemp(N) . V+		STA.-	-	S254	041SS-38	14				HSFPU	70	121100 P23	023	
126	SPIRE SpectDetBoxTemp(N) . V-		STA.-	-	S254	041SS-38	14				HSFPU	70	121100 P23	024	
119	SPIRE SpectDetBoxTemp(N) . I-		STA.-	-	S254	041SS-38	14				HSFPU	70	121100 P23	005	
110	SPIRE SpectDetBoxTemp(N) . SHD01		STA.-	-	S254	041SS-38	14			Cable S253 to S258 Shd con together	HSFPU	70	121100 P23	022	
-															
123	SPIRE PhotomDetBoxTmp(N) . I+		STA.-	-	S255	041SS-38	15				HSFPU	70	121100 P23	025	
116	SPIRE PhotomDetBoxTmp(N) . V+		STA.-	-	S255	041SS-38	15				HSFPU	70	121100 P23	007	
117	SPIRE PhotomDetBoxTmp(N) . V-		STA.-	-	S255	041SS-38	15				HSFPU	70	121100 P23	008	
124	SPIRE PhotomDetBoxTmp(N) . I-		STA.-	-	S255	041SS-38	15				HSFPU	70	121100 P23	026	
108	SPIRE PhotomDetBoxTmp(N) . SHD02		STA.-	-	S255	041SS-38	15			Cable S253 to S258 Shd con together	HSFPU	70	121100 P23	006	
-															
106	SPIRE OptSubbenchTmp(N) . I+		STA.-	-	S256	041SS-38	16				HSFPU	70	121100 P23	009	
107	SPIRE OptSubbenchTmp(N) . V+		STA.-	-	S256	041SS-38	16				HSFPU	70	121100 P23	028	
122	SPIRE OptSubbenchTmp(N) . V-		STA.-	-	S256	041SS-38	16				HSFPU	70	121100 P23	029	
115	SPIRE OptSubbenchTmp(N) . I-		STA.-	-	S256	041SS-38	16				HSFPU	70	121100 P23	010	
105	SPIRE OptSubbenchTmp(N) . SHD03		STA.-	-	S256	041SS-38	16			Cable S253 to S258 Shd con together	HSFPU	70	121100 P23	027	
-															
097	SPIRE FPUInpBaffleTmp(N) . I+		STA.-	-	S257	041SS-38	17				HSFPU	70	121100 P23	030	

Pin Allocation List

(Harness)

Connector: 211121 J34
Item: CVVUCR
EMC-Category: 2C/Sig H in Cryostat

Function: UFThr. 318.1° (SPIRE XS-10 FPU 19,21,23)
Location: 33 / CVV I/F CB Top PFM (CVVUCR)

Conn.-Type: 197-011P24-35P (Junct.)
Backshell: 128/175_176_01_0A

Pin	Signal Designation	Interface-Code Circuit	Signal	Pos.	Ch. ID	Wiring	Grouping: Shd	Cable	Twist	Comment	Target-Item	Location	Connector	Pin	New
086	SPIRE FPUInpBaffleTmp(N) . V+		STA.-	-	S257	041SS-38	17				HSFPU	70	121100 P23	012	
087	SPIRE FPUInpBaffleTmp(N) . V-		STA.-	-	S257	041SS-38	17				HSFPU	70	121100 P23	013	
098	SPIRE FPUInpBaffleTmp(N) . I-		STA.-	-	S257	041SS-38	17				HSFPU	70	121100 P23	031	
109	SPIRE FPUInpBaffleTmp(N) . SHD04		STA.-	-	S257	041SS-38	17			Cable S253 to S258 Shd con together	HSFPU	70	121100 P23	011	
-															
073	SPIRE BSM/SOB I/FTmp(N) . I+		STA.-	-	S258	041SS-38	18				HSFPU	70	121100 P23	014	
074	SPIRE BSM/SOB I/FTmp(N) . V+		STA.-	-	S258	041SS-38	18				HSFPU	70	121100 P23	033	
085	SPIRE BSM/SOB I/FTmp(N) . V-		STA.-	-	S258	041SS-38	18				HSFPU	70	121100 P23	034	
084	SPIRE BSM/SOB I/FTmp(N) . I-		STA.-	-	S258	041SS-38	18				HSFPU	70	121100 P23	015	
096	SPIRE BSM/SOB I/FTmp(N) . SHD05		STA.-	-	S258	041SS-38	18			Cable S253 to S258 Shd con together	HSFPU	70	121100 P23	032	
-															
-															
079	SPIRE PTC Htr(N) . I+A		STB.-	-	S259	041BS-30	20				HSFPU	70	121100 P23	017	
078	SPIRE PTC Htr(N) . I+B		STB.-	-	S259	041BS-30	20				HSFPU	70	121100 P23	018	
068	SPIRE PTC Htr(N) . I-A		STB.-	-	S259	041BS-30	20				HSFPU	70	121100 P23	036	
067	SPIRE PTC Htr(N) . I-B		STB.-	-	S259	041BS-30	20				HSFPU	70	121100 P23	037	
090	SPIRE PTC Htr(N) . SHD07		STB.-	-	S259	041BS-30	20			Cable S259Shd	HSFPU	70	121100 P23	035	
-															
094	SPIRE FPU TP Faraday . SFF		SFF.-	-	S250	010B0-30				Cable P23 Faraday Shd con to Busbar tbc	HSFPU	70	121100 P23	CH	3. 3. 3.
-															
-															
001	Faraday Pins									Connected to Busbar ECR0039tbc					
002	Faraday Pins									Connected to Busbar ECR0039tbc					
003	Faraday Pins									Connected to Busbar ECR0039tbc					
004	Faraday Pins									Connected to Busbar ECR0039tbc					3.
007	Faraday Pins									Connected to Busbar ECR0039tbc					
008	Faraday Pins									Connected to Busbar ECR0039tbc					
014	Faraday Pins									Connected to Busbar ECR0039tbc					
015	Faraday Pins									Connected to Busbar ECR0039tbc					

Astrium GmbH	**Pin Allocation List** (Harness)	Doc.No.: HP-2-ASED-IC-0016
Project: HERSCHEL		Issue: 1.0 Date: 21.04.2004
		Sheet: PAL-5 (of 5)

Connector: 211121 J34
Item: CVVUCR
EMC-Category: 2C/Sig H in Cryostat

Function: UFThr. 318.1° (SPIRE XS-10 FPU 19,21,23)
Location: 33 / CVV I/F CB Top PFM (CVVUCR)

Conn.-Type: 197-011P24-35P (Junct.)
Backshell: 128/175_176_01_0A

Pin	Signal Designation	Interface-Code Circuit	Signal	Pos.	Ch. ID	Wiring	Grouping: Shd	Cable	Twist	Comment	Target-Item	Location	Connector	Pin	New
025	Faraday Pins									Connected to Busbar ECR0039tbc					
036	Faraday Pins									Connected to Busbar ECR0039tbc					
047	Faraday Pins									Connected to Busbar ECR0039tbc					
059	Faraday Pins									Connected to Busbar ECR0039tbc					
070	Faraday Pins									Connected to Busbar ECR0039tbc					
082	Faraday Pins									Connected to Busbar ECR0039tbc					
094	Faraday Pins									Connected to Busbar ECR0039tbc					
127	Faraday Pins									Connected to Busbar ECR0039tbc					
-															
-															
CH	Connector Housing									CH isolated from Farady Shds					
-										No Overall Shd at junction side					

Astrium GmbH	Pin Allocation List (Harness)	Doc.No.: HP-2-ASED-IC-0016
Project: HERSCHEL		Issue: 1.0 Date: 21.04.2004
		Sheet: PAL-1 (of 7)

Connector: 211121 J30 **Function:** UFThr. 283.0° (SPIRE XS-11 FPU 25,27,29) **Conn.-Type:** 197-011P24-35P (Junct.)

Item: CVVUCR **Location:** 33 / CVV I/F CB Top PFM (CVVUCR) **Backshell:** 128/175_176_01_0A

EMC-Category: 2C/Sig H in Cryostat

Pin	Signal Designation	Interface-Code Circuit	Signal	Pos.	Ch. ID	Wiring	Grouping: Shd	Cable	Twist	Comment	Target-Item	Location	Connector	Pin	New
051	SPIRE ChopSensor1&2(N) . 1		SBA.-	-	S041	021SS-38	1				HSFPU	70	121100 P25	001	
040	SPIRE ChopSensor1&2(N) . 2		SBA.-	-	S041	021SS-38	1				HSFPU	70	121100 P25	020	
039	SPIRE ChopSensor1&2(N) . SHD01		SBA.-	-	S041	021SS-38	1			Cable S041, 043, 045, 048 Shd con together (Pin 39,26,27,38)	HSFPU	70	121100 P25	022	
-															
028	SPIRE ChopSensor3-5(N) . 3		SBB.-	-	S043	031BS-38	3				HSFPU	70	121100 P25	002	
017	SPIRE ChopSensor3-5(N) . 4		SBB.-	-	S043	031BS-38	3				HSFPU	70	121100 P25	021	
016	SPIRE ChopSensor3-5(N) . 5		SBB.-	-	S043	031BS-38	3				HSFPU	70	121100 P25	003	
027	SPIRE ChopSensor3-5(N) . SHD03		SBB.-	-	S043	031BS-38	3			Cable S041, 043, 045, 048 Shd con together (Pin 39,26,27,38)	HSFPU	70	121100 P25	022	
-															
049	SPIRE JiggleSensor1&2(N) . 1		SBA.-	-	S045	021SS-38	2				HSFPU	70	121100 P25	004	
050	SPIRE JiggleSensor1&2(N) . 2		SBA.-	-	S045	021SS-38	2				HSFPU	70	121100 P25	023	
038	SPIRE JiggleSensor1&2(N) . SHD02		SBA.-	-	S045	021SS-38	2			Cable S041, 043, 045, 048 Shd con together (Pin 39,26,27,38)	HSFPU	70	121100 P25	022	
-															
015	SPIRE JiggleSensor3-5(N) . 3		SBB.-	-	S048	031BS-38	4				HSFPU	70	121100 P25	005	
025	SPIRE JiggleSensor3-5(N) . 4		SBB.-	-	S048	031BS-38	4				HSFPU	70	121100 P25	024	
037	SPIRE JiggleSensor3-5(N) . 5		SBB.-	-	S048	031BS-38	4				HSFPU	70	121100 P25	006	
026	SPIRE JiggleSensor3-5(N) . SHD04		SBB.-	-	S048	031BS-38	4			Cable S041, 043, 045, 048 Shd con together (Pin 39,26,27,38)	HSFPU	70	121100 P25	022	
-															
-															
086	SPIRE BSMTemp(N) . I+		SBC.-	-	S103	041SS-38	5				HSFPU	70	121100 P25	007	
097	SPIRE BSMTemp(N) . V+		SBC.-	-	S103	041SS-38	5				HSFPU	70	121100 P25	026	
098	SPIRE BSMTemp(N) . V-		SBC.-	-	S103	041SS-38	5				HSFPU	70	121100 P25	008	
087	SPIRE BSMTemp(N) . I-		SBC.-	-	S103	041SS-38	5				HSFPU	70	121100 P25	027	
075	SPIRE BSMTemp(N) . SHD05		SBC.-	-	S103	041SS-38	5			Cable S103 Shd	HSFPU	70	121100 P25	025	
-															
-															
048	SPIRE P-Cal Htr(N) . I+A		SBD.-	-	S260	041BS-30	6				HSFPU	70	121100 P25	028	
071	SPIRE P-Cal Htr(N) . I+B		SBD.-	-	S260	041BS-30	6				HSFPU	70	121100 P25	010	
060	SPIRE P-Cal Htr(N) . I-A		SBD.-	-	S260	041BS-30	6				HSFPU	70	121100 P25	029	
059	SPIRE P-Cal Htr(N) . I-B		SBD.-	-	S260	041BS-30	6				HSFPU	70	121100 P25	011	
036	SPIRE P-Cal Htr(N) . SHD06		SBD.-	-	S260	041BS-30	6			Cable S260 Shd	HSFPU	70	121100 P25	009	
-															
-															
108	SPIRE BSMLchLtchConf(N) . 1		SBE.-	-	S261	021SS-38	7				HSFPU	70	121100 P25	030	
116	SPIRE BSMLchLtchConf(N) . 2		SBE.-	-	S261	021SS-38	7				HSFPU	70	121100 P25	012	
107	SPIRE BSMLchLtchConf(N) . SHD07		SBE.-	-	S261	021SS-38	7			Cable S261 Shd	HSFPU	70	121100 P25	031	

Pin Allocation List

(Harness)

Connector: 211121 J30 **Function:** UFThr. 283.0° (SPIRE XS-11 FPU 25,27,29) **Conn.-Type:** 197-011P24-35P (Junct.)

Item: CVVUCR **Location:** 33 / CVV I/F CB Top PFM (CVVUCR) **Backshell:** 128/175_176_01_0A

EMC-Category: 2C/Sig H in Cryostat

Pin	Signal Designation	Interface-Code Circuit	Signal	Pos.	Ch. ID	Wiring	Grouping: Shd	Cable	Twist	Comment	Target-Item	Location	Connector	Pin	New
-															
105	SPIRE BSMLatchDrive(N) . SUP		SBF.-	-	S262	021BS-30	8				HSFPU	70	121100 P25	013	
115	SPIRE BSMLatchDrive(N) . RTN		SBF.-	-	S262	021BS-30	8				HSFPU	70	121100 P25	032	
106	SPIRE BSMLatchDrive(N) . SHD08		SBF.-	-	S262	021BS-30	8			Cable S262 Shd	HSFPU	70	121100 P25	033	
-															
-															
072	SPIRE ChopMotDrive(N) . 1		SBG.-	-	S263	041BS-30	9				HSFPU	70	121100 P25	015	
061	SPIRE ChopMotDrive(N) . 2		SBG.-	-	S263	041BS-30	9				HSFPU	70	121100 P25	034	
062	SPIRE ChopMotDrive(N) . 3		SBG.-	-	S263	041BS-30	9				HSFPU	70	121100 P25	016	
074	SPIRE ChopMotDrive(N) . 4		SBG.-	-	S263	041BS-30	9				HSFPU	70	121100 P25	035	
073	SPIRE ChopMotDrive(N) . SHD09		SBG.-	-	S263	041BS-30	9			Cable S263, 264Shd con together (Pin 73 and 84)	HSFPU	70	121100 P25	017	
-															
-															
083	SPIRE JiggleMotDrive(N) . 1		SBG.-	-	S264	041BS-30	10				HSFPU	70	121100 P25	036	
095	SPIRE JiggleMotDrive(N) . 2		SBG.-	-	S264	041BS-30	10				HSFPU	70	121100 P25	018	
096	SPIRE JiggleMotDrive(N) . 3		SBG.-	-	S264	041BS-30	10				HSFPU	70	121100 P25	037	
085	SPIRE JiggleMotDrive(N) . 4		SBG.-	-	S264	041BS-30	10				HSFPU	70	121100 P25	019	
084	SPIRE JiggleMotDrive(N) . SHD10		SBG.-	-	S264	041BS-30	10			Cable S263, 264Shd con together (Pin 73 and 84)	HSFPU	70	121100 P25	017	
-															
082	SPIRE FPU BSM Faraday . SFF		SFF.-	-	S252	010B0-30				Cable P25 Faraday Shd con to Busbar ECR0039tbc	HSFPU	70	121100 P25	CH	3. 3. 3.
-															
-															
-															
117	SPIRE SMECLLtch#1Conf(N) . 1+		SME.-	-	S265	021BS-30	16				HSFPU	70	121100 P27	001	
118	SPIRE SMECLLtch#1Conf(N) . 1-		SME.-	-	S265	021BS-30	16				HSFPU	70	121100 P27	020	
109	SPIRE SMECLLtch#1Conf(N) . SHD06		SME.-	-	S265	021BS-30	16			Cable S265 Shd (con to Faraday!) (A)	HSFPU	70	121100 P27	003	
-															
-															
111	SPIRE SMECLLtch#2Conf(N) . 2+		SME.-	-	S266	021BS-30	17				HSFPU	70	121100 P27	002	
119	SPIRE SMECLLtch#2Conf(N) . 2-		SME.-	-	S266	021BS-30	17				HSFPU	70	121100 P27	021	
110	SPIRE SMECLLtch#2Conf(N) . SHD07		SME.-	-	S266	021BS-30	17			Cable S266 Shd (con to Faraday !) (A)	HSFPU	70	121100 P27	003	
-															
-															
067	SPIRE SMECLL#1Pwr1/A(N) . S1		SMF.-	-	S267	021BS-30	18				HSFPU	70	121100 P27	022	
066	SPIRE SMECLL#1Pwr1/A(N) . R1		SMF.-	-	S267	021BS-30	18				HSFPU	70	121100 P27	023	

Astrium GmbH	**Pin Allocation List** (Harness)	Doc.No.: HP-2-ASED-IC-0016
Project: HERSCHEL		Issue: 1.0 Date: 21.04.2004
		Sheet: PAL-3 (of 7)

Connector: 211121 J30 **Function:** UFThr. 283.0° (SPIRE XS-11 FPU 25,27,29) **Conn.-Type:** 197-011P24-35P (Junct.)

Item: CVVUCR **Location:** 33 / CVV I/F CB Top PFM (CVVUCR) **Backshell:** 128/175_176_01_0A

EMC-Category: 2C/Sig H in Cryostat

Pin	Signal Designation	Interface-Code Circuit	Signal	Pos.	Ch. ID	Wiring	Grouping: Shd	Cable	Twist	Comment	Target-Item	Location	Connector	Pin	New
078	SPIRE SMECLL#1Pwr1/A(N) . SHD08		SMF.-	-	S267	021BS-30	18			Cable S267 to 270 Shd con together (B) (Pin 78,80,79,81)	HSFPU	70	121100 P27	004	
-															
-															
069	SPIRE SMECLL#1Pwr2/B(N) . S2		SMF.-	-	S268	021BS-30	19				HSFPU	70	121100 P27	005	
068	SPIRE SMECLL#1Pwr2/B(N) . R2		SMF.-	-	S268	021BS-30	19				HSFPU	70	121100 P27	006	
080	SPIRE SMECLL#1Pwr2/B(N) . SHD09		SMF.-	-	S268	021BS-30	19			Cable S267 to 270 Shd con together (B) (Pin 78,80,79,81)	HSFPU	70	121100 P27	024	
-															
-															
090	SPIRE SMECLL#2Pwr1/A(N) . S1		SMF.-	-	S269	021BS-30	20				HSFPU	70	121100 P27	025	
091	SPIRE SMECLL#2Pwr1/A(N) . R1		SMF.-	-	S269	021BS-30	20				HSFPU	70	121100 P27	026	
079	SPIRE SMECLL#2Pwr1/A(N) . SHD10		SMF.-	-	S269	021BS-30	20			Cable S267 to 270 Shd con together (B) (Pin 78,80,79,81)	HSFPU	70	121100 P27	007	
-															
-															
092	SPIRE SMECLL#2Pwr2/B(N) . S2		SMF.-	-	S270	021BS-30	21				HSFPU	70	121100 P27	008	
093	SPIRE SMECLL#2Pwr2/B(N) . R2		SMF.-	-	S270	021BS-30	21				HSFPU	70	121100 P27	009	
081	SPIRE SMECLL#2Pwr2/B(N) . SHD11		SMF.-	-	S270	021BS-30	21			Cable S267 to 270 Shd con together (B) (Pin 78,80,79,81)	HSFPU	70	121100 P27	027	
-															
-															
088	SPIRE SMECTemp(N) . I+		SMC.-	-	S271	041SS-38	14				HSFPU	70	121100 P27	028	
099	SPIRE SMECTemp(N) . V+		SMC.-	-	S271	041SS-38	14				HSFPU	70	121100 P27	010	
100	SPIRE SMECTemp(N) . V-		SMC.-	-	S271	041SS-38	14				HSFPU	70	121100 P27	029	
089	SPIRE SMECTemp(N) . I-		SMC.-	-	S271	041SS-38	14				HSFPU	70	121100 P27	011	
077	SPIRE SMECTemp(N) . SHD04		SMC.-	-	S271	041SS-38	14			Cable S271,272 Shd con together (C) (Pin 77,76)	HSFPU	70	121100 P27	030	
-															
-															
054	SPIRE SMEC/SOB I/FTmp(N) . I+		SMC.-	-	S272	041SS-38	15				HSFPU	70	121100 P27	031	
065	SPIRE SMEC/SOB I/FTmp(N) . V+		SMC.-	-	S272	041SS-38	15				HSFPU	70	121100 P27	013	
064	SPIRE SMEC/SOB I/FTmp(N) . V-		SMC.-	-	S272	041SS-38	15				HSFPU	70	121100 P27	032	
053	SPIRE SMEC/SOB I/FTmp(N) . I-		SMC.-	-	S272	041SS-38	15				HSFPU	70	121100 P27	014	
076	SPIRE SMEC/SOB I/FTmp(N) . SHD05		SMC.-	-	S272	041SS-38	15			Cable S271,272 Shd con together (C) (Pin 77,76)	HSFPU	70	121100 P27	012	
-															
-															
101	SPIRE SMECLVDTPriClPw(N) . P		SMA.-	-	S273	021BS-30	11				HSFPU	70	121100 P27	033	
102	SPIRE SMECLVDTPriClPw(N) . N		SMA.-	-	S273	021BS-30	11				HSFPU	70	121100 P27	034	

Astrium GmbH	**Pin Allocation List** (Harness)	Doc.No.: HP-2-ASED-IC-0016
Project: HERSCHEL		Issue: 1.0 Date: 21.04.2004
		Sheet: PAL-4 (of 7)

Connector: 211121 J30 **Function:** UFThr. 283.0° (SPIRE XS-11 FPU 25,27,29) **Conn.-Type:** 197-011P24-35P (Junct.)

Item: CVVUCR **Location:** 33 / CVV I/F CB Top PFM (CVVUCR) **Backshell:** 128/175_176_01_0A

EMC-Category: 2C/Sig H in Cryostat

Pin	Signal Designation	Interface-Code Circuit	Signal	Pos.	Ch. ID	Wiring	Grouping: Shd	Cable	Twist	Comment	Target-Item	Location	Connector	Pin	New
112	SPIRE SMECLVDTPriClPw(N) . SHD01		SMA.-	-	S273	021BS-30	11			Cable S273 to 275 Shd con together (D) (Pin 112, 128, 121)	HSFPU	70	121100 P27	015	
-															
-															
127	SPIRE SMECLVDTSCI#1Sg(N) . P		SMB.-	-	S274	021BS-30	12				HSFPU	70	121100 P27	035	
120	SPIRE SMECLVDTSCI#1Sg(N) . N		SMB.-	-	S274	021BS-30	12				HSFPU	70	121100 P27	036	
128	SPIRE SMECLVDTSCI#1Sg(N) . SHD02		SMB.-	-	S274	021BS-30	12			Cable S273 to 275 Shd con together (D) (Pin 112, 128, 121)	HSFPU	70	121100 P27	017	
-															
-															
114	SPIRE SMECLVDTSCI#2Sg(N) . P		SMB.-	-	S275	021BS-30	13				HSFPU	70	121100 P27	018	
113	SPIRE SMECLVDTSCI#2Sg(N) . N		SMB.-	-	S275	021BS-30	13				HSFPU	70	121100 P27	019	
121	SPIRE SMECLVDTSCI#2Sg(N) . SHD03		SMB.-	-	S275	021BS-30	13			Cable S273 to 275 Shd con together (D) (Pin 112, 128, 121)	HSFPU	70	121100 P27	037	
-															
104	SPIRE FPU SMEC Faraday . SFF		SFF.-	-	S300	010B0-30				Cable P27 Faraday Shd con to Busbar ECR0039tbc	HSFPU	70	121100 P27	CH	3. 3. 3.
-															
-															
-															
012	SPIRE SMEC Drv Coil (N) . I+		SMD.-	-	S276	021BS-30	22				HSFPU	70	121100 P29	001	
005	SPIRE SMEC Drv Coil (N) . I-		SMD.-	-	S276	021BS-30	22				HSFPU	70	121100 P29	002	
013	SPIRE SMEC Drv Coil (N) . SHD01		SMD.-	-	S276	021BS-30	22			Cable S276, 277 con together (A)	HSFPU	70	121100 P29	020	
-															
-															
022	SPIRE SMEC Drv Coil (Rob) (N) . I+		SMD.-	-	S277	021BS-30	23				HSFPU	70	121100 P29	021	
007	SPIRE SMEC Drv Coil (Rob) (N) . I-		SMD.-	-	S277	021BS-30	23				HSFPU	70	121100 P29	022	
013	SPIRE SMEC Drv Coil (Rob) (N) . SHD02		SMD.-	-	S277	021BS-30	23			Cable S276, 277 con together (A)	HSFPU	70	121100 P29	003	
-															
-															
014	SPIRE SMEC Drv Sense (N) . Sen+		SMG.-	-	S278	021BS-38	24				HSFPU	70	121100 P29	004	
024	SPIRE SMEC Drv Sense (N) . Sen-		SMG.-	-	S278	021BS-38	24				HSFPU	70	121100 P29	005	
023	SPIRE SMEC Drv Sense (N) . SHD03		SMG.-	-	S278	021BS-38	24			Cable S278 Shd	HSFPU	70	121100 P29	023	
-															
-															
009	SPIRE SMEC PosSeLEDPwr(N) . S		SMH.-	-	S279	021BS-38	25				HSFPU	70	121100 P29	007	
002	SPIRE SMEC PosSeLEDPwr(N) . R		SMH.-	-	S279	021BS-38	25				HSFPU	70	121100 P29	008	
003	SPIRE SMEC PosSeLEDPwr(N) . SHD04		SMH.-	-	S279	021BS-38	25			Cable S279 Shd	HSFPU	70	121100 P29	026	

Connector: 211121 J30
Item: CVVUCR
EMC-Category: 2C/Sig H in Cryostat

Function: UFThr. 283.0° (SPIRE XS-11 FPU 25,27,29)
Location: 33 / CVV I/F CB Top PFM (CVVUCR)

Conn.-Type: 197-011P24-35P (Junct.)
Backshell: 128/175_176_01_0A

Pin	Signal Designation	Interface-Code Circuit	Signal	Pos.	Ch. ID	Wiring	Grouping: Shd	Cable	Twist	Comment	Target-Item	Location	Connector	Pin	New
-															
-															
011	SPIRE SMEC PosSensPwr(N) . S		SMH.-	-	S280	021BS-38	26				HSFPU	70	121100 P29	027	
004	SPIRE SMEC PosSensPwr(N) . R		SMH.-	-	S280	021BS-38	26				HSFPU	70	121100 P29	028	
010	SPIRE SMEC PosSensPwr(N) . SHD05		SMH.-	-	S280	021BS-38	26			Cable S280 Shd	HSFPU	70	121100 P29	009	
-															
-															
018	SPIRE SMEC PosPhDi#1(N) . I+		SMJ.-	-	S281	021SS-38	27				HSFPU	70	121100 P29	010	
019	SPIRE SMEC PosPhDi#1(N) . I-		SMJ.-	-	S281	021SS-38	27				HSFPU	70	121100 P29	011	
029	SPIRE SMEC PosPhDi#1(N) . SHD06		SMJ.-	-	S281	021SS-38	27			Cable S281, 283,285 Shd con together (B) (Pin 29, 30,31)	HSFPU	70	121100 P29	029	
-															
-															
056	SPIRE SMEC PosPhDi#1FB(N) . S		SMK.-	-	S282	021SS-38	30				HSFPU	70	121100 P29	030	
055	SPIRE SMEC PosPhDi#1FB(N) . R		SMK.-	-	S282	021SS-38	30				HSFPU	70	121100 P29	031	
044	SPIRE SMEC PosPhDi#1FB(N) . SHD09		SMK.-	-	S282	021SS-38	30			Cable S282, 284,286 Shd con together (C) (Pin 44,45,46)	HSFPU	70	121100 P29	012	
-															
-															
042	SPIRE SMEC PosPhDi#2(N) . I+		SMJ.-	-	S283	021SS-38	28				HSFPU	70	121100 P29	013	
041	SPIRE SMEC PosPhDi#2(N) . I-		SMJ.-	-	S283	021SS-38	28				HSFPU	70	121100 P29	014	
030	SPIRE SMEC PosPhDi#2(N) . SHD07		SMJ.-	-	S283	021SS-38	28			Cable S281, 283,285 Shd con together (B) (Pin 29,30,31)	HSFPU	70	121100 P29	032	
-															
-															
034	SPIRE SMEC PosPhDi#2FB(N) . S		SMK.-	-	S284	021SS-38	31				HSFPU	70	121100 P29	033	
033	SPIRE SMEC PosPhDi#2FB(N) . R		SMK.-	-	S284	021SS-38	31				HSFPU	70	121100 P29	034	
045	SPIRE SMEC PosPhDi#2FB(N) . SHD10		SMK.-	-	S284	021SS-38	31			Cable S282, 284,286 Shd con together (C) (Pin 44,45,46)	HSFPU	70	121100 P29	015	
-															
-															
020	SPIRE SMEC PosPhDi#3(N) . I+		SMJ.-	-	S285	021SS-38	29				HSFPU	70	121100 P29	016	
021	SPIRE SMEC PosPhDi#3(N) . I-		SMJ.-	-	S285	021SS-38	29				HSFPU	70	121100 P29	017	
031	SPIRE SMEC PosPhDi#3(N) . SHD08		SMJ.-	-	S285	021SS-38	29			Cable S281, 283,285 Shd con together (B) (Pin 29,30,31)	HSFPU	70	121100 P29	035	
-															
-															
058	SPIRE SMEC PosPhDi#3FB(N) . S		SMK.-	-	S286	021SS-38	32				HSFPU	70	121100 P29	036	
057	SPIRE SMEC PosPhDi#3FB(N) . R		SMK.-	-	S286	021SS-38	32				HSFPU	70	121100 P29	037	

*

Astrium GmbH	Pin Allocation List (Harness)	Doc.No.: HP-2-ASED-IC-0016
Project: HERSCHEL		Issue: 1.0 Date: 21.04.2004
		Sheet: PAL-6 (of 7)

Connector: 211121 J30 **Function:** UFThr. 283.0° (SPIRE XS-11 FPU 25,27,29) **Conn.-Type:** 197-011P24-35P (Junct.)

Item: CVVUCR **Location:** 33 / CVV I/F CB Top PFM (CVVUCR) **Backshell:** 128/175_176_01_0A

EMC-Category: 2C/Sig H in Cryostat

Pin	Signal Designation	Interface-Code Circuit	Signal	Pos.	Ch. ID	Wiring	Grouping: Shd	Cable	Twist	Comment	Target-Item	Location	Connector	Pin	New
046	SPIRE SMEC PosPhDi#3FB(N) . SHD11		SMK.-	-	S286	021SS-38	32			Cable S282, 284,286 Shd con together (C) (Pin 44,45,46)	HSFPU	70	121100 P29	018	
-															
006	SPIRE FPU SMEC Contr. Faraday . SFF		SFF.-	-	S301	010B0-30				Cable P29 Faraday Shd con to Busbar ECR0039tbc	HSFPU	70	121100 P29	CH	3. 3. 3.
-															
001	Faraday Pins									Connected to Busbar ECR0039tbc					
006	Faraday Pins									Connected to Busbar ECR0039tbc					
008	Faraday Pins									Connected to Busbar ECR0039tbc					
035	Faraday Pins									Connected to Busbar ECR0039tbc					
047	Faraday Pins									Connected to Busbar ECR0039tbc					
070	Faraday Pins									Connected to Busbar ECR0039tbc					
082	Faraday Pins									Connected to Busbar ECR0039tbc					
094	Faraday Pins									Connected to Busbar ECR0039tbc					
104	Faraday Pins									Connected to Busbar ECR0039tbc					
107	Faraday Pins									Connected to Busbar ECR0039tbc					
109	Faraday Pins									Connected to Busbar ECR0039tbc					
110	Faraday Pins									Connected to Busbar ECR0039tbc					
122	Faraday Pins									Connected to Busbar ECR0039tbc					
123	Faraday Pins									Connected to Busbar ECR0039tbc					
124	Faraday Pins									Connected to Busbar ECR0039tbc					
125	Faraday Pins									Connected to Busbar ECR0039tbc					
126	Faraday Pins									Connected to Busbar ECR0039tbc					

Astrium GmbH	Pin Allocation List (Harness)	Doc.No.: HP-2-ASED-IC-0016
Project: HERSCHEL		Issue: 1.0 Date: 21.04.2004
		Sheet: PAL-7 (of 7)

Connector: 211121 J30
Item: CVVUCR
EMC-Category: 2C/Sig H in Cryostat

Function: UFThr. 283.0° (SPIRE XS-11 FPU 25,27,29)
Location: 33 / CVV I/F CB Top PFM (CVVUCR)

Conn.-Type: 197-011P24-35P (Junct.)
Backshell: 128/175_176_01_0A

Pin	Signal Designation	Interface-Code Circuit	Signal	Pos.	Ch. ID	Wiring	Grouping: Shd	Cable	Twist	Comment	Target-Item	Location	Connector	Pin	New
-															
-															
-															
-															
-															
-															
-															
-	Connector Housing									CH isolated from Faraday Shd					
-										No Bundle Overall Shd at junction side					

Astrium GmbH	**Pin Allocation List** (Harness)	Doc.No.: HP-2-ASED-IC-0016
Project: HERSCHEL		Issue: 1.0 Date: 21.04.2004
		Sheet: PAL-1 (of 5)

Connector: 211121 J33
Item: CVVUCR
EMC-Category: 2C/Sig H in Cryostat

Function: UFThr. 311.9° (SPIRE XS-12 FPU 20,22,24)
Location: 33 / CVV I/F CB Top PFM (CVVUCR)

Conn.-Type: 197-011P24-35P (Junct.)
Backshell: 128/175_176_01_0A

Pin	Signal Designation	Interface-Code Circuit	Signal	Pos.	Ch. ID	Wiring	Grouping: Shd	Cable	Twist	Comment	Target-Item	Location	Connector	Pin	New
029	SPIRE SorptPumpTemp(R) . I+		S3E.-	-	S287	041SS-38	1				HSFPU	70	121100 P20	020	
041	SPIRE SorptPumpTemp(R) . V+		S3E.-	-	S287	041SS-38	1				HSFPU	70	121100 P20	001	
042	SPIRE SorptPumpTemp(R) . V-		S3E.-	-	S287	041SS-38	1				HSFPU	70	121100 P20	002	
030	SPIRE SorptPumpTemp(R) . I-		S3E.-	-	S287	041SS-38	1				HSFPU	70	121100 P20	021	
031	SPIRE SorptPumpTemp(R) . SHD01		S3E.-	-	S287	041SS-38	1			Cable S287 to S291 Shd con together	HSFPU	70	121100 P20	003	
-															
077	SPIRE EvaporatorTemp(R) . I+		S3E.-	-	S288	041SS-38	2				HSFPU	70	121100 P20	022	
066	SPIRE EvaporatorTemp(R) . V+		S3E.-	-	S288	041SS-38	2				HSFPU	70	121100 P20	004	
065	SPIRE EvaporatorTemp(R) . V-		S3E.-	-	S288	041SS-38	2				HSFPU	70	121100 P20	005	
076	SPIRE EvaporatorTemp(R) . I-		S3E.-	-	S288	041SS-38	2				HSFPU	70	121100 P20	023	
054	SPIRE EvaporatorTemp(R) . SHD02		S3E.-	-	S288	041SS-38	2			Cable S287 to S291 Shd con together	HSFPU	70	121100 P20	024	
-															
053	SPIRE SorptPumpSwTemp(R) . I+		S3E.-	-	S289	041SS-38	3				HSFPU	70	121100 P20	025	
064	SPIRE SorptPumpSwTemp(R) . V+		S3E.-	-	S289	041SS-38	3				HSFPU	70	121100 P20	006	
063	SPIRE SorptPumpSwTemp(R) . V-		S3E.-	-	S289	041SS-38	3				HSFPU	70	121100 P20	007	
052	SPIRE SorptPumpSwTemp(R) . I-		S3E.-	-	S289	041SS-38	3				HSFPU	70	121100 P20	026	
075	SPIRE SorptPumpSwTemp(R) . SHD03		S3E.-	-	S289	041SS-38	3			Cable S287 to S291 Shd con together	HSFPU	70	121100 P20	008	
-															
050	SPIRE EvaporSwTemp(R) . I+		S3E.-	-	S290	041SS-38	4				HSFPU	70	121100 P20	027	
062	SPIRE EvaporSwTemp(R) . V+		S3E.-	-	S290	041SS-38	4				HSFPU	70	121100 P20	009	
051	SPIRE EvaporSwTemp(R) . V-		S3E.-	-	S290	041SS-38	4				HSFPU	70	121100 P20	010	
061	SPIRE EvaporSwTemp(R) . I-		S3E.-	-	S290	041SS-38	4				HSFPU	70	121100 P20	028	
039	SPIRE EvaporSwTemp(R) . SHD04		S3E.-	-	S290	041SS-38	4			Cable S287 to S291 Shd con together	HSFPU	70	121100 P20	029	
-															
011	SPIRE ThermShuntTemp(R) . I+A		S3E.-	-	S291	041SS-38	5				HSFPU	70	121100 P20	030	
019	SPIRE ThermShuntTemp(R) . V+B		S3E.-	-	S291	041SS-38	5				HSFPU	70	121100 P20	011	
018	SPIRE ThermShuntTemp(R) . V-A		S3E.-	-	S291	041SS-38	5				HSFPU	70	121100 P20	012	
010	SPIRE ThermShuntTemp(R) . I-B		S3E.-	-	S291	041SS-38	5				HSFPU	70	121100 P20	031	
020	SPIRE ThermShuntTemp(R) . SHD05		S3E.-	-	S291	041SS-38	5			Cable S287 to S291 Shd con together	HSFPU	70	121100 P20	013	
-															
-															
006	SPIRE SorptPumpHtr(R) . I+A		S3F.-	-	S292	040B0-30					HSFPU	70	121100 P20	014	
013	SPIRE SorptPumpHtr(R) . I+B		S3F.-	-	S292	040B0-30					HSFPU	70	121100 P20	032	
005	SPIRE SorptPumpHtr(R) . I-A		S3F.-	-	S292	040B0-30					HSFPU	70	121100 P20	015	
012	SPIRE SorptPumpHtr(R) . I-B		S3F.-	-	S292	040B0-30					HSFPU	70	121100 P20	033	

Astrium GmbH	**Pin Allocation List** (Harness)	Doc.No.: HP-2-ASED-IC-0016
Project: HERSCHEL		Issue: 1.0 Date: 21.04.2004
		Sheet: PAL-2 (of 5)

Connector: 211121 J33 **Function:** UFThr. 311.9° (SPIRE XS-12 FPU 20,22,24) **Conn.-Type:** 197-011P24-35P (Junct.)

Item: CVVUCR **Location:** 33 / CVV I/F CB Top PFM (CVVUCR) **Backshell:** 128/175_176_01_0A

EMC-Category: 2C/Sig H in Cryostat

Pin	Signal Designation	Interface-Code Circuit	Signal	Pos.	Ch. ID	Wiring	Grouping: Shd	Cable	Twist	Comment	Target-Item	Location	Connector	Pin	New
-															
022	SPIRE SorptPumpSwHtr(R) . I+A		S3F.-	-	S293	040B0-30					HSFPU	70	121100 P20	016	
033	SPIRE SorptPumpSwHtr(R) . I+B		S3F.-	-	S293	040B0-30					HSFPU	70	121100 P20	034	
021	SPIRE SorptPumpSwHtr(R) . I-A		S3F.-	-	S293	040B0-30					HSFPU	70	121100 P20	017	
032	SPIRE SorptPumpSwHtr(R) . I-B		S3F.-	-	S293	040B0-30					HSFPU	70	121100 P20	035	
-															
055	SPIRE EvaporSwHtr(R) . I+A		S3F.-	-	S294	040B0-30					HSFPU	70	121100 P20	018	
056	SPIRE EvaporSwHtr(R) . I+B		S3F.-	-	S294	040B0-30					HSFPU	70	121100 P20	036	
043	SPIRE EvaporSwHtr(R) . I-A		S3F.-	-	S294	040B0-30					HSFPU	70	121100 P20	019	
044	SPIRE EvaporSwHtr(R) . I-B		S3F.-	-	S294	040B0-30					HSFPU	70	121100 P20	037	
-															
004	SPIRE FPU FC 2 Faraday . SFF		SFF.-	-	S304	010B0-30				Cable P20 Faraday Shd con to Busbar tbc	HSFPU	70	121100 P20	CH	3. 3. 3.
-															
-															
-															
111	SPIRE Spectr4%Temp (R) . I+		SCA.-	-	S295	041SS-38	9				HSFPU	70	121100 P22	005	
120	SPIRE Spectr4%Temp (R) . V+		SCA.-	-	S295	041SS-38	9				HSFPU	70	121100 P22	006	
128	SPIRE Spectr4%Temp (R) . V-		SCA.-	-	S295	041SS-38	9				HSFPU	70	121100 P22	024	
112	SPIRE Spectr4%Temp (R) . I-		SCA.-	-	S295	041SS-38	9				HSFPU	70	121100 P22	025	
121	SPIRE Spectr4%Temp (R) . SHD01		SCA.-	-	S295	041SS-38	9			Cable S295 to S297 Shd con together	HSFPU	70	121100 P22	023	
-															
091	SPIRE Spectr2%Temp (R) . I+		SCA.-	-	S296	041SS-38	10				HSFPU	70	121100 P22	007	
092	SPIRE Spectr2%Temp (R) . V+		SCA.-	-	S296	041SS-38	10				HSFPU	70	121100 P22	008	
081	SPIRE Spectr2%Temp (R) . V-		SCA.-	-	S296	041SS-38	10				HSFPU	70	121100 P22	026	
080	SPIRE Spectr2%Temp (R) . I-		SCA.-	-	S296	041SS-38	10				HSFPU	70	121100 P22	027	
093	SPIRE Spectr2%Temp (R) . SHD02		SCA.-	-	S296	041SS-38	10			Cable S295 to S297 Shd con together	HSFPU	70	121100 P22	009	
-															
114	SPIRE SpStimFlanTemp(R) . I+		SCA.-	-	S297	041SS-38	11				HSFPU	70	121100 P22	010	
113	SPIRE SpStimFlanTemp(R) . V+		SCA.-	-	S297	041SS-38	11				HSFPU	70	121100 P22	011	
103	SPIRE SpStimFlanTemp(R) . V-		SCA.-	-	S297	041SS-38	11				HSFPU	70	121100 P22	028	
104	SPIRE SpStimFlanTemp(R) . I-		SCA.-	-	S297	041SS-38	11				HSFPU	70	121100 P22	029	
102	SPIRE SpStimFlanTemp(R) . SHD03		SCA.-	-	S297	041SS-38	11			Cable S295 to S297 Shd con together	HSFPU	70	121100 P22	030	
-															
-															
035	SPIRE Spectr4%Heater (R) . I+A		SCB.-	-	S298	040B0-30					HSFPU	70	121100 P22	014	
024	SPIRE Spectr4%Heater (R) . I+B		SCB.-	-	S298	040B0-30					HSFPU	70	121100 P22	015	

Astrium GmbH	Pin Allocation List (Harness)	Doc.No.: HP-2-ASED-IC-0016
Project: HERSCHEL		Issue: 1.0 Date: 21.04.2004
		Sheet: PAL-3 (of 5)

Connector: 211121 J33 **Function:** UFThr. 311.9° (SPIRE XS-12 FPU 20,22,24) **Conn.-Type:** 197-011P24-35P (Junct.)

Item: CVVUCR **Location:** 33 / CVV I/F CB Top PFM (CVVUCR) **Backshell:** 128/175_176_01_0A

EMC-Category: 2C/Sig H in Cryostat

Pin	Signal Designation	Interface-Code Circuit	Signal	Pos.	Ch. ID	Wiring	Grouping: Shd	Cable	Twist	Comment	Target-Item	Location	Connector	Pin	New
034	SPIRE Spectr4%Heater (R) . I-A		SCB.-	-	S298	040B0-30					HSFPU	70	121100 P22	033	
023	SPIRE Spectr4%Heater (R) . I-B		SCB.-	-	S298	040B0-30					HSFPU	70	121100 P22	034	
-															
046	SPIRE Spectr2%Heater (R) . I+A		SCB.-	-	S299	040B0-30					HSFPU	70	121100 P22	016	
058	SPIRE Spectr2%Heater (R) . I+B		SCB.-	-	S299	040B0-30					HSFPU	70	121100 P22	017	
045	SPIRE Spectr2%Heater (R) . I-A		SCB.-	-	S299	040B0-30					HSFPU	70	121100 P22	035	
057	SPIRE Spectr2%Heater (R) . I-B		SCB.-	-	S299	040B0-30					HSFPU	70	121100 P22	036	
-															
047	SPIRE FPU FSS2 Faraday . SFF		SFF.-	-	S303	010B0-30				Cable P22 Faraday Shd con to Busbar tbc	HSFPU	70	121100 P22	CH	3. 3. 3.
-															
-															
-															
089	SPIRE FilterTemp(R) . I+		STA.-	-	S306	041SS-38	20				HSFPU	70	121100 P24	020	
100	SPIRE FilterTemp(R) . V+		STA.-	-	S306	041SS-38	20				HSFPU	70	121100 P24	002	
099	SPIRE FilterTemp(R) . V-		STA.-	-	S306	041SS-38	20				HSFPU	70	121100 P24	003	
088	SPIRE FilterTemp(R) . I-		STA.-	-	S306	041SS-38	20				HSFPU	70	121100 P24	021	
101	SPIRE FilterTemp(R) . SHD06		STA.-	-	S306	041SS-38	20			Cable S306 to S311Shd con together	HSFPU	70	121100 P24	001	
-															
118	SPIRE SpectDetBoxTemp(R) . I+		STA.-	-	S307	041SS-38	15				HSFPU	70	121100 P24	004	
125	SPIRE SpectDetBoxTemp(R) . V+		STA.-	-	S307	041SS-38	15				HSFPU	70	121100 P24	023	
126	SPIRE SpectDetBoxTemp(R) . V-		STA.-	-	S307	041SS-38	15				HSFPU	70	121100 P24	024	
119	SPIRE SpectDetBoxTemp(R) . I-		STA.-	-	S307	041SS-38	15				HSFPU	70	121100 P24	005	
110	SPIRE SpectDetBoxTemp(R) . SHD01		STA.-	-	S307	041SS-38	15			Cable S306 to S311Shd con together	HSFPU	70	121100 P24	022	
-															
123	SPIRE PhotomDetBoxTmp(R) . I+		STA.-	-	S308	041SS-38	16				HSFPU	70	121100 P24	025	
116	SPIRE PhotomDetBoxTmp(R) . V+		STA.-	-	S308	041SS-38	16				HSFPU	70	121100 P24	007	
117	SPIRE PhotomDetBoxTmp(R) . V-		STA.-	-	S308	041SS-38	16				HSFPU	70	121100 P24	008	
124	SPIRE PhotomDetBoxTmp(R) . I-		STA.-	-	S308	041SS-38	16				HSFPU	70	121100 P24	026	
108	SPIRE PhotomDetBoxTmp(R) . SHD02		STA.-	-	S308	041SS-38	16			Cable S306 to S311Shd con together	HSFPU	70	121100 P24	006	
-															
106	SPIRE OptSubbenchTmp(R) . I+		STA.-	-	S309	041SS-38	17				HSFPU	70	121100 P24	009	
107	SPIRE OptSubbenchTmp(R) . V+		STA.-	-	S309	041SS-38	17				HSFPU	70	121100 P24	028	
122	SPIRE OptSubbenchTmp(R) . V-		STA.-	-	S309	041SS-38	17				HSFPU	70	121100 P24	029	
115	SPIRE OptSubbenchTmp(R) . I-		STA.-	-	S309	041SS-38	17				HSFPU	70	121100 P24	010	
105	SPIRE OptSubbenchTmp(R) . SHD03		STA.-	-	S309	041SS-38	17			Cable S306 to S311Shd con together	HSFPU	70	121100 P24	027	

Astrium GmbH	Pin Allocation List (Harness)	Doc.No.: HP-2-ASED-IC-0016
Project: HERSCHEL		Issue: 1.0 Date: 21.04.2004
		Sheet: PAL-4 (of 5)

Connector: 211121 J33 **Function:** UFThr. 311.9° (SPIRE XS-12 FPU 20,22,24) **Conn.-Type:** 197-011P24-35P (Junct.)

Item: CVVUCR **Location:** 33 / CVV I/F CB Top PFM (CVVUCR) **Backshell:** 128/175_176_01_0A

EMC-Category: 2C/Sig H in Cryostat

Pin	Signal Designation	Interface-Code Circuit	Signal	Pos.	Ch. ID	Wiring	Grouping: Shd	Cable	Twist	Comment	Target-Item	Location	Connector	Pin	New
-															
097	SPIRE FPUInpBaffleTmp(R) . I+		STA.-	-	S310	041SS-38	18				HSFPU	70	121100 P24	030	
086	SPIRE FPUInpBaffleTmp(R) . V+		STA.-	-	S310	041SS-38	18				HSFPU	70	121100 P24	012	
087	SPIRE FPUInpBaffleTmp(R) . V-		STA.-	-	S310	041SS-38	18				HSFPU	70	121100 P24	013	
098	SPIRE FPUInpBaffleTmp(R) . I-		STA.-	-	S310	041SS-38	18				HSFPU	70	121100 P24	031	
109	SPIRE FPUInpBaffleTmp(R) . SHD04		STA.-	-	S310	041SS-38	18			Cable S306 to S311Shd con together	HSFPU	70	121100 P24	011	
-															
073	SPIRE BSM/SOB I/FTmp(R) . I+		STA.-	-	S311	041SS-38	19				HSFPU	70	121100 P24	014	
074	SPIRE BSM/SOB I/FTmp(R) . V+		STA.-	-	S311	041SS-38	19				HSFPU	70	121100 P24	033	
085	SPIRE BSM/SOB I/FTmp(R) . V-		STA.-	-	S311	041SS-38	19				HSFPU	70	121100 P24	034	
084	SPIRE BSM/SOB I/FTmp(R) . I-		STA.-	-	S311	041SS-38	19				HSFPU	70	121100 P24	015	
096	SPIRE BSM/SOB I/FTmp(R) . SHD05		STA.-	-	S311	041SS-38	19			Cable S306 to S311Shd con together	HSFPU	70	121100 P24	032	
-															
-															
079	SPIRE PTC Htr(R) . I+A		STB.-	-	S312	041BS-30	21				HSFPU	70	121100 P24	017	
078	SPIRE PTC Htr(R) . I+B		STB.-	-	S312	041BS-30	21				HSFPU	70	121100 P24	018	
068	SPIRE PTC Htr(R) . I-A		STB.-	-	S312	041BS-30	21				HSFPU	70	121100 P24	036	
067	SPIRE PTC Htr(R) . I-B		STB.-	-	S312	041BS-30	21				HSFPU	70	121100 P24	037	
090	SPIRE PTC Htr(R) . SHD07		STB.-	-	S312	041BS-30	21			Cable S312 Shd	HSFPU	70	121100 P24	035	
-															
094	SPIRE FPU FT Faraday . SFF		SFF.-	-	S302	010B0-30				Cable P24 Faraday Shd con to Busbar tbc	HSFPU	70	121100 P24	CH	3. 3. 3.
-															
-															
001	Faraday Pins									Connected to Busbar ECR0039tbc					
002	Faraday Pins									Connected to Busbar ECR0039tbc					
003	Faraday Pins									Connected to Busbar ECR0039tbc					
004	Faraday Pins									Connected to Busbar ECR0039tbc					
007	Faraday Pins									Connected to Busbar ECR0039tbc					
008	Faraday Pins									Connected to Busbar ECR0039tbc					
014	Faraday Pins									Connected to Busbar ECR0039tbc					

Pin Allocation List
(Harness)

Connector: 211121 J33
Item: CVVUCR
EMC-Category: 2C/Sig H in Cryostat

Function: UFThr. 311.9° (SPIRE XS-12 FPU 20,22,24)
Location: 33 / CVV I/F CB Top PFM (CVVUCR)

Conn.-Type: 197-011P24-35P (Junct.)
Backshell: 128/175_176_01_0A

Pin	Signal Designation	Interface-Code Circuit	Signal	Pos.	Ch. ID	Wiring	Grouping: Shd	Cable	Twist	Comment	Target-Item	Location	Connector	Pin	New
015	Faraday Pins									Connected to Busbar ECR0039tbc					
025	Faraday Pins									Connected to Busbar ECR0039tbc					
036	Faraday Pins									Connected to Busbar ECR0039tbc					
047	Faraday Pins									Connected to Busbar ECR0039tbc					
059	Faraday Pins									Connected to Busbar ECR0039tbc					
070	Faraday Pins									Connected to Busbar ECR0039tbc					
082	Faraday Pins									Connected to Busbar ECR0039tbc					
094	Faraday Pins									Connected to Busbar ECR0039tbc					
127	Faraday Pins									Connected to Busbar ECR0039tbc					
-															
-															
CH	Connector Housing									CH isolated from Faraday Shd					
-										No Overall Shd at junction side					

Astrium GmbH	Pin Allocation List (Harness)	Doc.No.: HP-2-ASED-IC-0016
Project: HERSCHEL		Issue: 1.0 Date: 21.04.2004
		Sheet: PAL-1 (of 6)

Connector: 211121 J29 **Function:** UFThr 276.8° (SPIRE XS-13 FPU 26,28,30) **Conn.-Type:** 197-011P24-35P (Junct.)

Item: CVVUCR **Location:** 33 / CVV I/F CB Top PFM (CVVUCR) **Backshell:** 128/175_176_01_0A

EMC-Category: 2C/Sig H in Cryostat

Pin	Signal Designation	Interface-Code Circuit	Signal	Pos.	Ch. ID	Wiring	Grouping: Shd	Cable	Twist	Comment	Target-Item	Location	Connector	Pin	New
051	SPIRE ChopSensor1&2(R) . 1		SBA.-	-	S313	021SS-38	1				HSFPU	70	121100 P26	001	
040	SPIRE ChopSensor1&2(R) . 2		SBA.-	-	S313	021SS-38	1				HSFPU	70	121100 P26	020	
039	SPIRE ChopSensor1&2(R) . SHD01		SBA.-	-	S313	021SS-38	1			Cable S313 to 316 Shd con together (Pin 39, 26,27,38)	HSFPU	70	121100 P26	022	
-															
028	SPIRE ChopSensor3-5(R) . 3		SBB.-	-	S314	031BS-38	2				HSFPU	70	121100 P26	002	
017	SPIRE ChopSensor3-5(R) . 4		SBB.-	-	S314	031BS-38	2				HSFPU	70	121100 P26	021	
016	SPIRE ChopSensor3-5(R) . 5		SBB.-	-	S314	031BS-38	2				HSFPU	70	121100 P26	003	
027	SPIRE ChopSensor3-5(R) . SHD03		SBB.-	-	S314	031BS-38	2			Cable S313 to 316 Shd con together (Pin 39, 26,27,38)	HSFPU	70	121100 P26	022	
-															
049	SPIRE JiggleSensor1&2(R) . 1		SBA.-	-	S315	021SS-38	3				HSFPU	70	121100 P26	004	
050	SPIRE JiggleSensor1&2(R) . 2		SBA.-	-	S315	021SS-38	3				HSFPU	70	121100 P26	023	
038	SPIRE JiggleSensor1&2(R) . SHD02		SBA.-	-	S315	021SS-38	3			Cable S313 to 316 Shd con together (Pin 39, 26,27,38)	HSFPU	70	121100 P26	022	
-															
015	SPIRE JiggleSensor3-5(R) . 3		SBB.-	-	S316	031BS-38	4				HSFPU	70	121100 P26	005	
025	SPIRE JiggleSensor3-5(R) . 4		SBB.-	-	S316	031BS-38	4				HSFPU	70	121100 P26	024	
037	SPIRE JiggleSensor3-5(R) . 5		SBB.-	-	S316	031BS-38	4				HSFPU	70	121100 P26	006	
026	SPIRE JiggleSensor3-5(R) . SHD04		SBB.-	-	S316	031BS-38	4			Cable S313 to 316 Shd con together (Pin 39, 26,27,38)	HSFPU	70	121100 P26	022	
-															
-															
086	SPIRE BSMTemp(R) . I+		SBC.-	-	S317	041SS-38	5				HSFPU	70	121100 P26	007	
097	SPIRE BSMTemp(R) . V+		SBC.-	-	S317	041SS-38	5				HSFPU	70	121100 P26	026	
098	SPIRE BSMTemp(R) . V-		SBC.-	-	S317	041SS-38	5				HSFPU	70	121100 P26	008	
087	SPIRE BSMTemp(R) . I-		SBC.-	-	S317	041SS-38	5				HSFPU	70	121100 P26	027	
075	SPIRE BSMTemp(R) . SHD05		SBC.-	-	S317	041SS-38	5			Cable S317 Shd	HSFPU	70	121100 P26	025	
-															
048	SPIRE P-Cal Htr (R) . I+A		SBD.-	-	S318	041BS-30	6				HSFPU	70	121100 P26	028	
071	SPIRE P-Cal Htr (R) . I+B		SBD.-	-	S318	041BS-30	6				HSFPU	70	121100 P26	010	
060	SPIRE P-Cal Htr (R) . I-A		SBD.-	-	S318	041BS-30	6				HSFPU	70	121100 P26	029	
059	SPIRE P-Cal Htr (R) . I-B		SBD.-	-	S318	041BS-30	6				HSFPU	70	121100 P26	011	
036	SPIRE P-Cal Htr (R) . SHD06		SBD.-	-	S318	041BS-30	6			Cable S318 Shd	HSFPU	70	121100 P26	009	
-															
108	SPIRE BSMLchLtchConf(R) . 1		SBE.-	-	S319	021SS-38	7				HSFPU	70	121100 P26	030	
116	SPIRE BSMLchLtchConf(R) . 2		SBE.-	-	S319	021SS-38	7				HSFPU	70	121100 P26	012	
107	SPIRE BSMLchLtchConf(R) . SHD07		SBE.-	-	S319	021SS-38	7			Cable S319 Shd	HSFPU	70	121100 P26	031	
-															
105	SPIRE BSMLatchDrive(R) . SUP		SBF.-	-	S320	021BS-30	8				HSFPU	70	121100 P26	013	

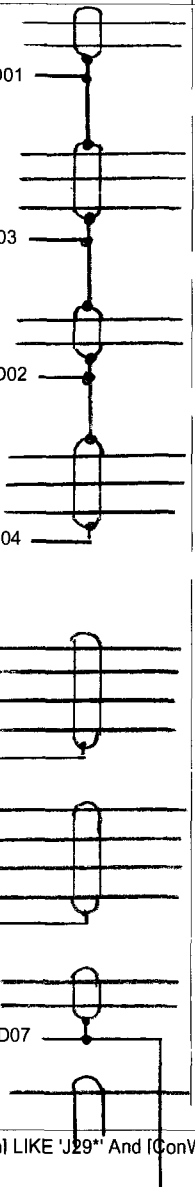

Astrium GmbH	Pin Allocation List (Harness)	Doc.No.: HP-2-ASED-IC-0016
Project: HERSCHEL		Issue: 1.0 Date: 21.04.2004
		Sheet: PAL-2 (of 6)

Connector: 211121 J29 **Function:** UFThr 276.8° (SPIRE XS-13 FPU 26,28,30) **Conn.-Type:** 197-011P24-35P (Junct.)

Item: CVVUCR **Location:** 33 / CVV I/F CB Top PFM (CVVUCR) **Backshell:** 128/175_176_01_0A

EMC-Category: 2C/Sig H in Cryostat

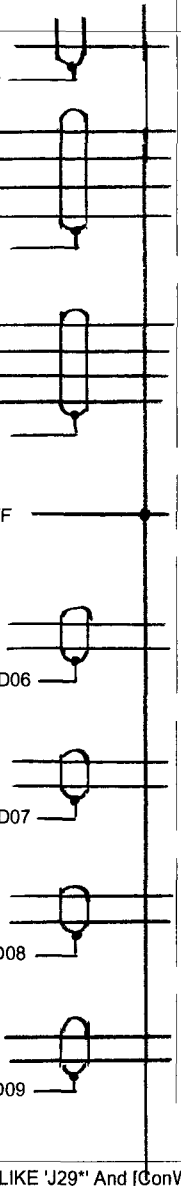

Pin	Signal Designation	Interface-Code Circuit	Signal	Pos.	Ch. ID	Wiring	Grouping: Shd	Cable	Twist	Comment	Target-Item	Location	Connector	Pin	New
115	SPIRE BSMLatchDrive(R) . RTN		SBF.-	-	S320	021BS-30	8				HSFPU	70	121100 P26	032	
106	SPIRE BSMLatchDrive(R) . SHD08		SBF.-	-	S320	021BS-30	8			Cable S320 Shd	HSFPU	70	121100 P26	033	
-															
072	SPIRE ChopMotDrive(R) . 1		SBG.-	-	S321	041BS-30	9				HSFPU	70	121100 P26	015	
061	SPIRE ChopMotDrive(R) . 2		SBG.-	-	S321	041BS-30	9				HSFPU	70	121100 P26	034	
062	SPIRE ChopMotDrive(R) . 3		SBG.-	-	S321	041BS-30	9				HSFPU	70	121100 P26	016	
074	SPIRE ChopMotDrive(R) . 4		SBG.-	-	S321	041BS-30	9				HSFPU	70	121100 P26	035	
073	SPIRE ChopMotDrive(R) . SHD09		SBG.-	-	S321	041BS-30	9			Cable S321, 322 Shd con together (Pin 73,84)	HSFPU	70	121100 P26	017	
-															
083	SPIRE JiggleMotDrive(R) . 1		SBG.-	-	S322	041BS-30	10				HSFPU	70	121100 P26	036	
095	SPIRE JiggleMotDrive(R) . 2		SBG.-	-	S322	041BS-30	10				HSFPU	70	121100 P26	018	
096	SPIRE JiggleMotDrive(R) . 3		SBG.-	-	S322	041BS-30	10				HSFPU	70	121100 P26	037	
085	SPIRE JiggleMotDrive(R) . 4		SBG.-	-	S322	041BS-30	10				HSFPU	70	121100 P26	019	
084	SPIRE JiggleMotDrive(R) . SHD10		SBG.-	-	S322	041BS-30	10			Cable S321, 322 Shd con together (Pin 73,84)	HSFPU	70	121100 P26	017	
-															
082	SPIRE FPU BSM PS Faraday . SFF		SFF.-	-	S305	010B0-30				Cable P26 Faraday Shd con to Busbar ECR0039tbc	HSFPU	70	121100 P26	CH	3. 3. 3.
-															
-															
117	SPIRE SMECLLtch#1Conf(R) . 1+		SME.-	-	S323	021BS-30	11				HSFPU	70	121100 P28	001	
118	SPIRE SMECLLtch#1Conf(R) . 1-		SME.-	-	S323	021BS-30	11				HSFPU	70	121100 P28	020	
109	SPIRE SMECLLtch#1Conf(R) . SHD06		SME.-	-	S323	021BS-30	11			Cable S323, 324 Shd con together (A) (Pin 109,110)	HSFPU	70	121100 P28	003	
-															
111	SPIRE SMECLLtch#2Conf(R) . 2+		SME.-	-	S324	021BS-30	12				HSFPU	70	121100 P28	002	
119	SPIRE SMECLLtch#2Conf(R) . 2-		SME.-	-	S324	021BS-30	12				HSFPU	70	121100 P28	021	
110	SPIRE SMECLLtch#2Conf(R) . SHD07		SME.-	-	S324	021BS-30	12			Cable S323, 324 Shd con together (A) (Pin 109,110)	HSFPU	70	121100 P28	003	
-															
067	SPIRE SMECLL#1Pwr1/A(R) . S1		SMF.-	-	S325	021BS-30	13				HSFPU	70	121100 P28	022	
066	SPIRE SMECLL#1Pwr1/A(R) . R1		SMF.-	-	S325	021BS-30	13				HSFPU	70	121100 P28	023	
078	SPIRE SMECLL#1Pwr1/A(R) . SHD08		SMF.-	-	S325	021BS-30	13			Cable S325 to 328 Shd con together (B) (Pin 78,79,80,81)	HSFPU	70	121100 P28	004	
-															
069	SPIRE SMECLL#1Pwr2/B(R) . S2		SMF.-	-	S326	021BS-30	14				HSFPU	70	121100 P28	005	
068	SPIRE SMECLL#1Pwr2/B(R) . R2		SMF.-	-	S326	021BS-30	14				HSFPU	70	121100 P28	006	
080	SPIRE SMECLL#1Pwr2/B(R) . SHD09		SMF.-	-	S326	021BS-30	14			Cable S325 to 328 Shd con together (B) (Pin 78,79,80,81)	HSFPU	70	121100 P28	024	

Astrium GmbH	Pin Allocation List (Harness)	Doc.No.: HP-2-ASED-IC-0016
Project: HERSCHEL		Issue: 1.0 Date: 21.04.2004
		Sheet: PAL-3 (of 6)

Connector: 211121 J29 **Function:** UFThr 276.8° (SPIRE XS-13 FPU 26,28,30) **Conn.-Type:** 197-011P24-35P (Junct.)

Item: CVVUCR **Location:** 33 / CVV I/F CB Top PFM (CVVUCR) **Backshell:** 128/175_176_01_0A

EMC-Category: 2C/Sig H in Cryostat

Pin	Signal Designation	Interface-Code Circuit	Signal	Pos.	Ch. ID	Wiring	Grouping: Shd	Cable	Twist	Comment	Target-Item	Location	Connector	Pin	New
-															
090	SPIRE SMECLL#2Pwr1/A(R) . S1		SMF.-	-	S327	021BS-30	15				HSFPU	70	121100 P28	025	
091	SPIRE SMECLL#2Pwr1/A(R) . R1		SMF.-	-	S327	021BS-30	15				HSFPU	70	121100 P28	026	
079	SPIRE SMECLL#2Pwr1/A(R) . SHD10		SMF.-	-	S327	021BS-30	15			Cable S325 to 328 Shd con together (B) (Pin 78,79,80,81)	HSFPU	70	121100 P28	007	
-															
092	SPIRE SMECLL#2Pwr2/B(R) . S2		SMF.-	-	S328	021BS-30	16				HSFPU	70	121100 P28	008	
093	SPIRE SMECLL#2Pwr2/B(R) . R2		SMF.-	-	S328	021BS-30	16				HSFPU	70	121100 P28	009	
081	SPIRE SMECLL#2Pwr2/B(R) . SHD11		SMF.-	-	S328	021BS-30	16			Cable S325 to 328 Shd con together (B) (Pin 78,79,80,81)	HSFPU	70	121100 P28	027	
-															
-															
088	SPIRE SMECTemp(R) . I+		SMC.-	-	S329	041SS-38	17				HSFPU	70	121100 P28	028	
099	SPIRE SMECTemp(R) . V+		SMC.-	-	S329	041SS-38	17				HSFPU	70	121100 P28	010	
100	SPIRE SMECTemp(R) . V-		SMC.-	-	S329	041SS-38	17				HSFPU	70	121100 P28	029	
089	SPIRE SMECTemp(R) . I-		SMC.-	-	S329	041SS-38	17				HSFPU	70	121100 P28	011	
077	SPIRE SMECTemp(R) . SHD04		SMC.-	-	S329	041SS-38	17			Cable S329, 330 Shd con together (C) (Pin 76,77)	HSFPU	70	121100 P28	030	
-															
054	SPIRE SMEC/SOB I/FTmp(R) (#13) . I+		SMC.-	-	S330	041SS-38	18				HSFPU	70	121100 P28	031	
065	SPIRE SMEC/SOB I/FTmp(R) (#13) . V+		SMC.-	-	S330	041SS-38	18				HSFPU	70	121100 P28	013	
064	SPIRE SMEC/SOB I/FTmp(R) (#13) . V-		SMC.-	-	S330	041SS-38	18				HSFPU	70	121100 P28	032	
053	SPIRE SMEC/SOB I/FTmp(R) (#13) . I-		SMC.-	-	S330	041SS-38	18				HSFPU	70	121100 P28	014	
076	SPIRE SMEC/SOB I/FTmp(R) (#13) . SHD05		SMC.-	-	S330	041SS-38	18			Cable S329, 330 Shd con together (C) (Pin 76,77)	HSFPU	70	121100 P28	012	
-															
-															
101	SPIRE SMECLVDTPriCIPw(R) . P		SMA.-	-	S331	021BS-30	19				HSFPU	70	121100 P28	033	
102	SPIRE SMECLVDTPriCIPw(R) . N		SMA.-	-	S331	021BS-30	19				HSFPU	70	121100 P28	034	
112	SPIRE SMECLVDTPriCIPw(R) . SHD01		SMA.-	-	S331	021BS-30	19			Cable S331 to 333 Shd con together (D) (Pin 112,128,121)	HSFPU	70	121100 P28	015	
-															
127	SPIRE SMECLVDTSCI#1Sg(R) . P		SMB.-	-	S332	021BS-30	20				HSFPU	70	121100 P28	035	
120	SPIRE SMECLVDTSCI#1Sg(R) . N		SMB.-	-	S332	021BS-30	20				HSFPU	70	121100 P28	036	
128	SPIRE SMECLVDTSCI#1Sg(R) . SHD02		SMB.-	-	S332	021BS-30	20			Cable S331 to 333 Shd con together (D) (Pin 112,128,121)	HSFPU	70	121100 P28	017	
-															
114	SPIRE SMECLVDTSCI#2Sg(R) . P		SMB.-	-	S333	021BS-30	21				HSFPU	70	121100 P28	018	
113	SPIRE SMECLVDTSCI#2Sg(R) . N		SMB.-	-	S333	021BS-30	21				HSFPU	70	121100 P28	019	

Astrium GmbH	**Pin Allocation List** (Harness)	Doc.No.: HP-2-ASED-IC-0016
Project: HERSCHEL		Issue: 1.0 Date: 21.04.2004
		Sheet: PAL-4 (of 6)

Connector: 211121 J29 **Function:** UFThr 276.8° (SPIRE XS-13 FPU 26,28,30) **Conn.-Type:** 197-011P24-35P (Junct.)

Item: CVVUCR **Location:** 33 / CVV I/F CB Top PFM (CVVUCR) **Backshell:** 128/175_176_01_0A

EMC-Category: 2C/Sig H in Cryostat

Pin	Signal Designation	Interface-Code Circuit	Signal	Pos.	Ch. ID	Wiring	Grouping: Shd	Cable	Twist	Comment	Target-Item	Location	Connector	Pin	New
121	SPIRE SMECLVDTSCI#2Sg(R) . SHD03		SMB.-	-	S333	021BS-30	21			Cable S331 to 333 Shd con together (D) (Pin 112,128,121)	HSFPU	70	121100 P28	037	
-															
104	SPIRE FPU SMEC LR Faraday . SFF		SFF.-	-	S351	010B0-30				Cable P28 Faraday Shd con to Busbar ECR0039tbc	HSFPU	70	121100 P28	CH	3. 3. 3.
-															
-															
012	SPIRE SMEC Drv Coil (R) . I+		SMD.-	-	S334	021BS-30	22				HSFPU	70	121100 P30	001	
005	SPIRE SMEC Drv Coil (R) . I-		SMD.-	-	S334	021BS-30	22				HSFPU	70	121100 P30	002	
013	SPIRE SMEC Drv Coil (R) . SHD01		SMD.-	-	S334	021BS-30	22			Cable S334,335 con together (A)	HSFPU	70	121100 P30	020	
-															
022	SPIRE SMEC Drv Coil (Rob) (R) . I+		SMD.-	-	S335	021BS-30	23				HSFPU	70	121100 P30	021	
007	SPIRE SMEC Drv Coil (Rob) (R) . I-		SMD.-	-	S335	021BS-30	23				HSFPU	70	121100 P30	022	
013	SPIRE SMEC Drv Coil (Rob) (R) . SHD02		SMD.-	-	S335	021BS-30	23			Cable S334,335 con together (A)	HSFPU	70	121100 P30	003	
-															
014	SPIRE SMEC Drv Sense (R) . Sen+		SMG.-	-	S336	021BS-38	24				HSFPU	70	121100 P30	004	
024	SPIRE SMEC Drv Sense (R) . Sen-		SMG.-	-	S336	021BS-38	24				HSFPU	70	121100 P30	005	
023	SPIRE SMEC Drv Sense (R) . SHD03		SMG.-	-	S336	021BS-38	24			Cable S336 Shd	HSFPU	70	121100 P30	023	
-															
-															
009	SPIRE SMEC PosSeLEDPwr(R) . S		SMH.-	-	S337	021BS-38	25				HSFPU	70	121100 P30	007	
002	SPIRE SMEC PosSeLEDPwr(R) . R		SMH.-	-	S337	021BS-38	25				HSFPU	70	121100 P30	008	
003	SPIRE SMEC PosSeLEDPwr(R) . SHD04		SMH.-	-	S337	021BS-38	25			Cable S337 Shd	HSFPU	70	121100 P30	026	
-															
011	SPIRE SMEC PosSensPwr(R) . S		SMH.-	-	S338	021BS-38	26				HSFPU	70	121100 P30	027	
004	SPIRE SMEC PosSensPwr(R) . R		SMH.-	-	S338	021BS-38	26				HSFPU	70	121100 P30	028	
010	SPIRE SMEC PosSensPwr(R) . SHD05		SMH.-	-	S338	021BS-38	26			Cable S338 Shd	HSFPU	70	121100 P30	009	
-															
018	SPIRE SMEC PosPhDi#1(R) . I+		SMJ.-	-	S339	021SS-38	27				HSFPU	70	121100 P30	010	
019	SPIRE SMEC PosPhDi#1(R) . I-		SMJ.-	-	S339	021SS-38	27				HSFPU	70	121100 P30	011	
029	SPIRE SMEC PosPhDi#1(R) . SHD06		SMJ.-	-	S339	021SS-38	27			Cable S339, 341, 343 Shd con together (B) (Pin 29,30,31)	HSFPU	70	121100 P30	029	
-															
056	SPIRE SMEC PosPhDi#1FB(R) . S		SMK.-	-	S340	021SS-38	30				HSFPU	70	121100 P30	030	
055	SPIRE SMEC PosPhDi#1FB(R) . R		SMK.-	-	S340	021SS-38	30				HSFPU	70	121100 P30	031	
044	SPIRE SMEC PosPhDi#1FB(R) . SHD06		SMK.-	-	S340	021SS-38	30			Cable S340, 342, 344 Shd con together (C) (Pin 44,45,46)	HSFPU	70	121100 P30	012	
-															
042	SPIRE SMEC PosPhDi#2(R) . I+		SMJ.-	-	S341	021SS-38	28				HSFPU	70	121100 P30	013	
041	SPIRE SMEC PosPhDi#2(R) . I-		SMJ.-	-	S341	021SS-38	28				HSFPU	70	121100 P30	014	

Pin Allocation List
(Harness)

Connector: 211121 J29
Item: CVVUCR
EMC-Category: 2C/Sig H in Cryostat

Function: UFThr 276.8° (SPIRE XS-13 FPU 26,28,30)
Location: 33 / CVV I/F CB Top PFM (CVVUCR)

Conn.-Type: 197-011P24-35P (Junct.)
Backshell: 128/175_176_01_0A

Pin	Signal Designation	Interface-Code Circuit	Signal	Pos.	Ch. ID	Wiring	Grouping: Shd	Cable	Twist	Comment	Target-Item	Location	Connector	Pin	New
030	SPIRE SMEC PosPhDi#2(R) . SHD07		SMJ.-	-	S341	021SS-38	28			Cable S339, 341, 343 Shd con together (B) (Pin 29,30,31)	HSFPU	70	121100 P30	032	
-															
034	SPIRE SMEC PosPhDi#2FB(R) . S		SMK.-	-	S342	021SS-38	31				HSFPU	70	121100 P30	033	
033	SPIRE SMEC PosPhDi#2FB(R) . R		SMK.-	-	S342	021SS-38	31				HSFPU	70	121100 P30	034	
045	SPIRE SMEC PosPhDi#2FB(R) . SHD10		SMK.-	-	S342	021SS-38	31			Cable S340, 342, 344 Shd con together (C) (Pin 44,45,46)	HSFPU	70	121100 P30	015	
-															
020	SPIRE SMEC PosPhDi#3(R) . I+		SMJ.-	-	S343	021SS-38	29				HSFPU	70	121100 P30	016	
021	SPIRE SMEC PosPhDi#3(R) . I-		SMJ.-	-	S343	021SS-38	29				HSFPU	70	121100 P30	017	
031	SPIRE SMEC PosPhDi#3(R) . SHD08		SMJ.-	-	S343	021SS-38	29			Cable S339, 341, 343 Shd con together (B) (Pin 29,30,31)	HSFPU	70	121100 P30	035	
-															
058	SPIRE SMEC PosPhDi#3FB(R) . S		SMK.-	-	S344	021SS-38	32				HSFPU	70	121100 P30	036	
057	SPIRE SMEC PosPhDi#3FB(R) . R		SMK.-	-	S344	021SS-38	32				HSFPU	70	121100 P30	037	
046	SPIRE SMEC PosPhDi#3FB(R) . SHD11		SMK.-	-	S344	021SS-38	32			Cable S340, 342, 344 Shd con together (C) (Pin 44,45,46)	HSFPU	70	121100 P30	018	
-															
006	SPIRE FPU SMEC CR Faraday . SFF		SFF.-	-	S352	010B0-30				Cable P30 Faraday Shd con to Busbar ECR0039tbc	HSFPU	70	121100 P30	CH	3. 3. 3.
-															
001	Faraday Pins									Connected to Busbar ECR0039tbc					
006	Faraday Pins									Connected to Busbar ECR0039tbc					
008	Faraday Pins									Connected to Busbar ECR0039tbc					
035	Faraday Pins									Connected to Busbar ECR0039tbc					
047	Faraday Pins									Connected to Busbar ECR0039tbc					
070	Faraday Pins									Connected to Busbar ECR0039tbc					
082	Faraday Pins									Connected to Busbar ECR0039tbc					
094	Faraday Pins									Connected to Busbar ECR0039tbc					
104	Faraday Pins									Connected to Busbar ECR0039tbc					

Astrium GmbH	Pin Allocation List (Harness)	Doc.No.: HP-2-ASED-IC-0016
Project: HERSCHEL		Issue: 1.0 Date: 21.04.2004
		Sheet: PAL-6 (of 6)

Connector: 211121 J29
Item: CVVUCR
EMC-Category: 2C/Sig H in Cryostat

Function: UFThr 276.8° (SPIRE XS-13 FPU 26,28,30)
Location: 33 / CVV I/F CB Top PFM (CVVUCR)

Conn.-Type: 197-011P24-35P (Junct.)
Backshell: 128/175_176_01_0A

Pin	Signal Designation	Interface-Code Circuit	Signal	Pos.	Ch. ID	Wiring	Grouping: Shd	Cable	Twist	Comment	Target-Item	Location	Connector	Pin	New
107	Faraday Pins									Connected to Busbar ECR0039tbc					
109	Faraday Pins									Connected to Busbar ECR0039tbc					
110	Faraday Pins									Connected to Busbar ECR0039tbc					
122	Faraday Pins									Connected to Busbar ECR0039tbc					
123	Faraday Pins									Connected to Busbar ECR0039tbc					
124	Faraday Pins									Connected to Busbar ECR0039tbc					
125	Faraday Pins									Connected to Busbar ECR0039tbc					
126	Faraday Pins									Connected to Busbar ECR0039tbc					
-	NC														
-	NC														
-	NC														
-	NC														
-	NC														
-	NC														
-	NC														
-	NC														
-	NC														
-	NC														
CH	Connector Housing									CH isolated from Faraday Shd					
-										No Bundle Overall Shd at Junction Side					

Connector: 211121 P32 **Function:** UFThr. 305.7° (SPIRE XS-01 JFS 5,6,9,10) **Conn.-Type:** 197-012P24-35S (Plug)
Item: CVVUCR **Location:** 33 / CVV I/F CB Top PFM (CVVUCR) **Backshell:** G9254 F24 M / M24-03
EMC-Category: 2I/Sig H fr CVVFT to SVMCB

Pin	Signal Designation	Interface-Code Circuit	Signal	Pos.	Ch. ID	Wiring	Grouping: Shd	Cable	Twist	Comment	Target-Item	Location	Connector	Pin	New
115	SPIRE SLW GND Wire A1		SSX.-	-	S401	010B0-30				Con to Cables from P05 GND/Shds	HSSVMCB2	27	312200 J06	115	
-															
026	SPIRE SLW Ch01-04 . 1+		SSB.I	-	S001	021SS-38	1			SLW-R1	HSSVMCB2	27	312200 J06	026	
037	SPIRE SLW Ch01-04 . 1-		SSB.I	-	S001	021SS-38	1				HSSVMCB2	27	312200 J06	037	
115	SPIRE SLW Ch01-04 . 1gnd		SSB.I	-	S001	021SS-38	1			Daisy ch to Pin 115 (A1)	HSSVMCB2	27	312200 J06	115	
-															
038	SPIRE SLW Ch01-04 . 2+		SSB.I	-	S001	021SS-38	1			SLW-T1	HSSVMCB2	27	312200 J06	038	
049	SPIRE SLW Ch01-04 . 2-		SSB.I	-	S001	021SS-38	1				HSSVMCB2	27	312200 J06	049	
115	SPIRE SLW Ch01-04 . 2gnd		SSB.I	-	S001	021SS-38	1			Daisy ch to Pin 115 (A1)	HSSVMCB2	27	312200 J06	115	
-															
048	SPIRE SLW Ch01-04 . 3+		SSB.I	-	S001	021SS-38	1			SLW-C1	HSSVMCB2	27	312200 J06	048	
060	SPIRE SLW Ch01-04 . 3-		SSB.I	-	S001	021SS-38	1				HSSVMCB2	27	312200 J06	060	
115	SPIRE SLW Ch01-04 . 3gnd		SSB.I	-	S001	021SS-38	1			Daisy ch to Pin 115 (A1)	HSSVMCB2	27	312200 J06	115	
-															
059	SPIRE SLW Ch01-04 . 4+		SSB.I	-	S001	021SS-38	1			SLW-DK1	HSSVMCB2	27	312200 J06	059	
071	SPIRE SLW Ch01-04 . 4-		SSB.I	-	S001	021SS-38	1				HSSVMCB2	27	312200 J06	071	
115	SPIRE SLW Ch01-04 . 4gnd		SSB.I	-	S001	021SS-38	1			Daisy ch to Pin 115 (A1)	HSSVMCB2	27	312200 J06	115	
-															
-															
050	SPIRE SLW Ch05-08 . 5+		SSB.I	-	S002	021SS-38	2			SLW-B1	HSSVMCB2	27	312200 J06	050	
061	SPIRE SLW Ch05-08 . 5-		SSB.I	-	S002	021SS-38	2				HSSVMCB2	27	312200 J06	061	
115	SPIRE SLW Ch05-08 . 5gnd		SSB.I	-	S002	021SS-38	2			Daisy ch to Pin 115 (A1)	HSSVMCB2	27	312200 J06	115	
-															
062	SPIRE SLW Ch05-08 . 6+		SSB.I	-	S002	021SS-38	2			SLW-D1	HSSVMCB2	27	312200 J06	062	
051	SPIRE SLW Ch05-08 . 6-		SSB.I	-	S002	021SS-38	2				HSSVMCB2	27	312200 J06	051	
115	SPIRE SLW Ch05-08 . 6gnd		SSB.I	-	S002	021SS-38	2			Daisy ch to Pin 115 (A1)	HSSVMCB2	27	312200 J06	115	
-															
063	SPIRE SLW Ch05-08 . 7+		SSB.I	-	S002	021SS-38	2			SLW-E1	HSSVMCB2	27	312200 J06	063	
075	SPIRE SLW Ch05-08 . 7-		SSB.I	-	S002	021SS-38	2				HSSVMCB2	27	312200 J06	075	
115	SPIRE SLW Ch05-08 . 7gnd		SSB.I	-	S002	021SS-38	2			Daisy ch to Pin 115 (A1)	HSSVMCB2	27	312200 J06	115	
-															
074	SPIRE SLW Ch05-08 . 8+		SSB.I	-	S002	021SS-38	2			SLW-A1	HSSVMCB2	27	312200 J06	074	
073	SPIRE SLW Ch05-08 . 8-		SSB.I	-	S002	021SS-38	2				HSSVMCB2	27	312200 J06	073	
115	SPIRE SLW Ch05-08 . 8gnd		SSB.I	-	S002	021SS-38	2			Daisy ch to Pin 115 (A1)	HSSVMCB2	27	312200 J06	115	
115	SPIRE SLW Ch05-08 . SHD02		SSB.I	-	S002	021SS-38	2			Cable S002 Shd daisy ch to Pin 115 (A1)	HSSVMCB2	27	312200 J06	115	
-															
083	SPIRE SLW Ch09-12 . 9+		SSB.I	-	S003	021SS-38	3			SLW-C2	HSSVMCB2	27	312200 J06	083	

Astrium GmbH	Pin Allocation List (Harness)	Doc.No.: HP-2-ASED-IC-0016
Project: HERSCHEL		Issue: 1.0 Date: 21.04.2004
		Sheet: PAL-2 (of 9)

Connector: 211121 P32
Item: CVVUCR
EMC-Category: 2I/Sig H fr CVVFT to SVMCB

Function: UFThr. 305.7° (SPIRE XS-01 JFS 5,6,9,10)
Location: 33 / CVV I/F CB Top PFM (CVVUCR)

Conn.-Type: 197-012P24-35S (Plug)
Backshell: G9254 F24 M / M24-03

Pin	Signal Designation	Interface-Code Circuit	Signal	Pos.	Ch. ID	Wiring	Grouping: Shd	Cable	Twist	Comment	Target-Item	Location	Connector	Pin	New
072	SPIRE SLW Ch09-12 . 9-		SSB.I	-	S003	021SS-38	3				HSSVMCB2	27	312200 J06	072	
115	SPIRE SLW Ch09-12 . 9gnd		SSB.I	-	S003	021SS-38	3			Daisy ch to Pin 115 (A1)	HSSVMCB2	27	312200 J06	115	
-															
095	SPIRE SLW Ch09-12 . 10+		SSB.I	-	S003	021SS-38	3			SLW-D2	HSSVMCB2	27	312200 J06	095	
084	SPIRE SLW Ch09-12 . 10-		SSB.I	-	S003	021SS-38	3				HSSVMCB2	27	312200 J06	084	
115	SPIRE SLW Ch09-12 . 10gnd		SSB.I	-	S003	021SS-38	3			Daisy ch to Pin 115 (A1)	HSSVMCB2	27	312200 J06	115	
-															
096	SPIRE SLW Ch09-12 . 11+		SSB.I	-	S003	021SS-38	3			SLW-B2	HSSVMCB2	27	312200 J06	096	
085	SPIRE SLW Ch09-12 . 11-		SSB.I	-	S003	021SS-38	3				HSSVMCB2	27	312200 J06	085	
115	SPIRE SLW Ch09-12 . 11gnd		SSB.I	-	S003	021SS-38	3			Daisy ch to Pin 115 (A1)	HSSVMCB2	27	312200 J06	115	
-															
106	SPIRE SLW Ch09-12 . 12+		SSB.I	-	S003	021SS-38	3			SLW-E2	HSSVMCB2	27	312200 J06	106	
107	SPIRE SLW Ch09-12 . 12-		SSB.I	-	S003	021SS-38	3				HSSVMCB2	27	312200 J06	107	
115	SPIRE SLW Ch09-12 . 12gnd		SSB.I	-	S003	021SS-38	3			Daisy ch to Pin 115 (A1)	HSSVMCB2	27	312200 J06	115	
115	SPIRE SLW Ch09-12 . SHD03		SSB.I	-	S003	021SS-38	3			Cable S003 Shd daisy ch to Pin 115 (A1)	HSSVMCB2	27	312200 J06	115	
-															
-	Faraday Link									Cable from P05 Faraday Shd con to Busbar					
-															
-															
122	SPIRE SLW GND Wire A2		SSX.-	-	S402	010B0-30				GND Wire A2 con to all Cable 004, 005 and 006 gnd shld	HSSVMCB2	27	312200 J06	122	
-															
086	SPIRE SLW Ch13-16 . 13+		SSB.I	-	S004	021SS-38	4			SLW-A2	HSSVMCB2	27	312200 J06	086	
087	SPIRE SLW Ch13-16 . 13-		SSB.I	-	S004	021SS-38	4				HSSVMCB2	27	312200 J06	087	
122	SPIRE SLW Ch13-16 . 13gnd		SSB.I	-	S004	021SS-38	4			Daisy ch to Pin 122 (A2)	HSSVMCB2	27	312200 J06	122	
-															
097	SPIRE SLW Ch13-16 . 14+		SSB.I	-	S004	021SS-38	4			SLW-C3	HSSVMCB2	27	312200 J06	097	
098	SPIRE SLW Ch13-16 . 14-		SSB.I	-	S004	021SS-38	4				HSSVMCB2	27	312200 J06	098	
122	SPIRE SLW Ch13-16 . 14gnd		SSB.I	-	S004	021SS-38	4			Daisy ch to Pin 122 (A2)	HSSVMCB2	27	312200 J06	122	
-															
108	SPIRE SLW Ch13-16 . 15+		SSB.I	-	S004	021SS-38	4			SLW-D3	HSSVMCB2	27	312200 J06	108	
109	SPIRE SLW Ch13-16 . 15-		SSB.I	-	S004	021SS-38	4				HSSVMCB2	27	312200 J06	109	
122	SPIRE SLW Ch13-16 . 15gnd		SSB.I	-	S004	021SS-38	4			Daisy ch to Pin 122 (A2)	HSSVMCB2	27	312200 J06	122	
-															
116	SPIRE SLW Ch13-16 . 16+		SSB.I	-	S004	021SS-38	4			SLW-B3	HSSVMCB2	27	312200 J06	116	
117	SPIRE SLW Ch13-16 . 16-		SSB.I	-	S004	021SS-38	4				HSSVMCB2	27	312200 J06	117	
122	SPIRE SLW Ch13-16 . 16gnd		SSB.I	-	S004	021SS-38	4			Daisy ch to Pin 122 (A2)	HSSVMCB2	27	312200 J06	122	

Astrium GmbH	Pin Allocation List (Harness)	Doc.No.: HP-2-ASED-IC-0016
Project: HERSCHEL		Issue: 1.0 Date: 21.04.2004
		Sheet: PAL-3 (of 9)

Connector: 211121 P32 **Function:** UFThr. 305.7° (SPIRE XS-01 JFS 5,6,9,10) **Conn.-Type:** 197-012P24-35S (Plug)

Item: CVVUCR **Location:** 33 / CVV I/F CB Top PFM (CVVUCR) **Backshell:** G9254 F24 M / M24-03

EMC-Category: 2I/Sig H fr CVVFT to SVMCB

Pin	Signal Designation	Interface-Code Circuit	Signal	Pos.	Ch. ID	Wiring	Grouping: Shd	Cable	Twist	Comment	Target-Item	Location	Connector	Pin	New
-															
055	SPIRE SLW Ch17-20 . 17+		SSB.I	-	S005	021SS-38	5			SLW-E3	HSSVMCB2	27	312200 J06	055	
066	SPIRE SLW Ch17-20 . 17-		SSB.I	-	S005	021SS-38	5				HSSVMCB2	27	312200 J06	066	
122	SPIRE SLW Ch17-20 . 17gnd		SSB.I	-	S005	021SS-38	5			Daisy ch to Pin 122 (A2)	HSSVMCB2	27	312200 J06	122	
-															
067	SPIRE SLW Ch17-20 . 18+		SSB.I	-	S005	021SS-38	5			SLW-C4	HSSVMCB2	27	312200 J06	067	
078	SPIRE SLW Ch17-20 . 18-		SSB.I	-	S005	021SS-38	5				HSSVMCB2	27	312200 J06	078	
122	SPIRE SLW Ch17-20 . 18gnd		SSB.I	-	S005	021SS-38	5			12AX gnd daisy ch to Pin 122 at CVV side (A2)	HSSVMCB2	27	312200 J06	122	
-															
076	SPIRE SLW Ch17-20 . 19+		SSB.I	-	S005	021SS-38	5			SLW-DK2	HSSVMCB2	27	312200 J06	076	
077	SPIRE SLW Ch17-20 . 19-		SSB.I	-	S005	021SS-38	5				HSSVMCB2	27	312200 J06	077	
122	SPIRE SLW Ch17-20 . 19gnd		SSB.I	-	S005	021SS-38	5			Daisy ch to Pin 122 (A2)	HSSVMCB2	27	312200 J06	122	
-															
088	SPIRE SLW Ch17-20 . 20+		SSB.I	-	S005	021SS-38	5			SLW-D4	HSSVMCB2	27	312200 J06	088	
089	SPIRE SLW Ch17-20 . 20-		SSB.I	-	S005	021SS-38	5				HSSVMCB2	27	312200 J06	089	
122	SPIRE SLW Ch17-20 . 20gnd		SSB.I	-	S005	021SS-38	5			Daisy ch to Pin 122 (A2)	HSSVMCB2	27	312200 J06	122	
-															
099	SPIRE SLW Ch21-24 . 21+		SSB.I	-	S006	021SS-38	6			SLW-C5	HSSVMCB2	27	312200 J06	099	
100	SPIRE SLW Ch21-24 . 21-		SSB.I	-	S006	021SS-38	6				HSSVMCB2	27	312200 J06	100	
122	SPIRE SLW Ch21-24 . 21gnd		SSB.I	-	S006	021SS-38	6			Daisy ch to Pin 122 (A2)	HSSVMCB2	27	312200 J06	122	
-															
110	SPIRE SLW Ch21-24 . 22+		SSB.I	-	S006	021SS-38	6			SLW-B4	HSSVMCB2	27	312200 J06	110	
111	SPIRE SLW Ch21-24 . 22-		SSB.I	-	S006	021SS-38	6				HSSVMCB2	27	312200 J06	111	
122	SPIRE SLW Ch21-24 . 22gnd		SSB.I	-	S006	021SS-38	6			Daisy ch to Pin 122 (A2)	HSSVMCB2	27	312200 J06	122	
-															
118	SPIRE SLW Ch21-24 . 23+		SSB.I	-	S006	021SS-38	6			SLW-A3	HSSVMCB2	27	312200 J06	118	
119	SPIRE SLW Ch21-24 . 23-		SSB.I	-	S006	021SS-38	6				HSSVMCB2	27	312200 J06	119	
122	SPIRE SLW Ch21-24 . 23gnd		SSB.I	-	S006	021SS-38	6			Daisy ch to Pin 122 (A2)	HSSVMCB2	27	312200 J06	122	
-															
112	SPIRE SLW Ch21-24 . 24+		SSB.I	-	S006	021SS-38	6			SLW-T2	HSSVMCB2	27	312200 J06	112	
120	SPIRE SLW Ch21-24 . 24-		SSB.I	-	S006	021SS-38	6				HSSVMCB2	27	312200 J06	120	
122	SPIRE SLW Ch21-24 . 24gnd		SSB.I	-	S006	021SS-38	6			Daisy ch to Pin 122 (A2)	HSSVMCB2	27	312200 J06	122	
-															
-	Faraday Link									Cable from P06 Faraday Shd con to Busbar tbc					
-															
-															
-															

Pin Allocation List
(Harness)

Connector: 211121 P32 **Function:** UFThr. 305.7° (SPIRE XS-01 JFS 5,6,9,10) **Conn.-Type:** 197-012P24-35S (Plug)
Item: CVVUCR **Location:** 33 / CVV I/F CB Top PFM (CVVUCR) **Backshell:** G9254 F24 M / M24-03
EMC-Category: 2I/Sig H fr CVVFT to SVMCB

Pin	Signal Designation	Interface-Code Circuit	Signal	Pos.	Ch. ID	Wiring	Grouping: Shd	Cable	Twist	Comment	Target-Item	Location	Connector	Pin	New
-															
007	SPIRE PTC TC Bias A . +ve		S3A.I	-	S009	021BS-38	9				HSSVMCB2	27	312200 J06	007	
014	SPIRE PTC TC Bias A . -ve		S3A.I	-	S009	021BS-38	9				HSSVMCB2	27	312200 J06	014	
046	SPIRE PTC TC Bias A . SHD01		S3A.I	-	S009	021BS-38	9			Cable 009 Shd daisy ch to Pin 46 at CVV side (A3)	HSSVMCB2	27	312200 J06	046	
-															
046	SPIRE PTC GND WIRE A3 . GNDA3		SSX.-	-	S403	010B0-30				Gnd Wire A3 con to Cable 09 + 10 Shd	HSSVMCB2	27	312200 J06	046	
-															
024	SPIRE PTC JFETV Bias A . +ve		S3C.I	-	S010	021BS-38	10				HSSVMCB2	27	312200 J06	024	
035	SPIRE PTC JFETV Bias A . -ve		S3C.I	-	S010	021BS-38	10				HSSVMCB2	27	312200 J06	035	
046	SPIRE PTC JFETV Bias A . SHD02		S3C.I	-	S010	021BS-38	10			Cable 010 Shd daisy ch to Pin 046 at CVV side (A3)	HSSVMCB2	27	312200 J06	046	
-															
-															
121	SPIRE SLW Bias A1 . +ve		SSD.I	-	S025	021BS-38	25				HSSVMCB2	27	312200 J06	121	
114	SPIRE SLW Bias A1 . -ve		SSD.I	-	S025	021BS-38	25				HSSVMCB2	27	312200 J06	114	
104	SPIRE SLW Bias A1 . SHD03		SSD.I	-	S025	021BS-38	25			Cable S025 Shd daisy ch to Pin 104 at CVV side (B3)	HSSVMCB2	27	312200 J06	104	
-															
102	SPIRE SLW Bias A2 . +ve		SSD.I	-	S026	021BS-38	26				HSSVMCB2	27	312200 J06	102	
101	SPIRE SLW Bias A2 . -ve		SSD.I	-	S026	021BS-38	26				HSSVMCB2	27	312200 J06	101	
104	SPIRE SLW Bias A2 . SHD04		SSD.I	-	S026	021BS-38	26			Cable S026 Shd daisy ch to Pin 104 at CVV side (B3)	HSSVMCB2	27	312200 J06	104	
-															
104	SPIRE SLW GND WIRE B3		SSX.-	-	S405	010B0-30				SLW GND Wire B3 con to cable 25,26,11,12 Shd	HSSVMCB2	27	312200 J06	104	
-															
092	SPIRE SLW JFETV A1 . +ve		SSF.I	-	S011	021BS-38	11				HSSVMCB2	27	312200 J06	092	
091	SPIRE SLW JFETV A1 . -ve		SSF.I	-	S011	021BS-38	11				HSSVMCB2	27	312200 J06	091	
104	SPIRE SLW JFETV A1 . SHD05		SSF.I	-	S011	021BS-38	11			Cable S011 Shd daisy ch to Pin 104 at CVV side (B3)	HSSVMCB2	27	312200 J06	104	
-															
103	SPIRE SLW JFETV A2 . +ve		SSF.I	-	S012	021BS-38	12				HSSVMCB2	27	312200 J06	103	
113	SPIRE SLW JFETV A2 . -ve		SSF.I	-	S012	021BS-38	12				HSSVMCB2	27	312200 J06	113	
104	SPIRE SLW JFETV A2 . SHD06		SSF.I	-	S012	021BS-38	12			Cable S012 Shd daisy ch to Pin 104 at CVV side (B3)	HSSVMCB2	27	312200 J06	104	
-															
-															
090	SPIRE SSW Bias A1 . +ve		SSC.I	-	S029	021BS-38	29				HSSVMCB2	27	312200 J06	090	

Astrium GmbH	**Pin Allocation List** (Harness)	Doc.No.: HP-2-ASED-IC-0016
Project: HERSCHEL		Issue: 1.0 Date: 21.04.2004
		Sheet: PAL-5 (of 9)

Connector: 211121 P32 **Function:** UFThr. 305.7° (SPIRE XS-01 JFS 5,6,9,10) **Conn.-Type:** 197-012P24-35S (Plug)

Item: CVVUCR **Location:** 33 / CVV I/F CB Top PFM (CVVUCR) **Backshell:** G9254 F24 M / M24-03

EMC-Category: 2I/Sig H fr CVVFT to SVMCB

Pin	Signal Designation	Interface-Code Circuit	Signal	Pos.	Ch. ID	Wiring	Grouping: Shd	Cable	Twist	Comment	Target-Item	Location	Connector	Pin	New
079	SPIRE SSW Bias A1 . -ve		SSC.I	-	S029	021BS-38	29				HSSVMCB2	27	312200 J06	079	
093	SPIRE SSW Bias A1 . SHD07		SSC.I	-	S029	021BS-38	29			Cable S029 Shd daisy ch to Pin 093 at CVV side (C3)	HSSVMCB2	27	312200 J06	093	
-															
068	SPIRE SSW JFETV A1 . +ve		SSE.I	-	S016	021BS-38	16				HSSVMCB2	27	312200 J06	068	
057	SPIRE SSW JFETV A1 . -ve		SSE.I	-	S016	021BS-38	16				HSSVMCB2	27	312200 J06	057	
093	SPIRE SSW JFETV A1 . SHD08		SSE.I	-	S016	021BS-38	16			Cable S016 Shd daisy ch to Pin 093 at CVV side (C3)	HSSVMCB2	27	312200 J06	093	
-															
093	SPIRE SSW GND Wire C3		SSX.-	-	S406	010B0-30				GND Wire C3 con to Cable 29,16,3117 Shd	HSSVMCB2	27	312200 J06	093	
-															
069	SPIRE SSW Bias A2 . +ve		SSC.I	-	S031	021BS-38	31				HSSVMCB2	27	312200 J06	069	
080	SPIRE SSW Bias A2 . -ve		SSC.I	-	S031	021BS-38	31				HSSVMCB2	27	312200 J06	080	
093	SPIRE SSW Bias A2 . SHD09		SSC.I	-	S031	021BS-38	31			Cable S031 Shd daisy ch to Pin 093 at CVV side (C3)	HSSVMCB2	27	312200 J06	093	
-															
070	SPIRE SSW JFETV A2 . +ve		SSE.I	-	S017	021BS-38	17				HSSVMCB2	27	312200 J06	070	
081	SPIRE SSW JFETV A2 . -ve		SSE.I	-	S017	021BS-38	17				HSSVMCB2	27	312200 J06	081	
093	SPIRE SSW JFETV A2 . SHD10		SSE.I	-	S017	021BS-38	17			Cable S017 Shd daisy ch to Pin 093 at CVV side (C3)	HSSVMCB2	27	312200 J06	093	
-															
-															
022	SPIRE S_Heater GND D3		SSX.-	-	S410	010B0-30				GND Wire D3 con to Cable 33,34,19Shd	HSSVMCB2	27	312200 J06	022	
-															
023	SPIRE SLW JFET Htr A . +ve		SSH.-	-	S033	021BS-38	33				HSSVMCB2	27	312200 J06	023	
034	SPIRE SLW JFET Htr A . -ve		SSH.-	-	S033	021BS-38	33				HSSVMCB2	27	312200 J06	034	
022	SPIRE SLW JFET Htr A . SHD13		SSH.-	-	S033	021BS-38	33			Cable S033 Shd daisy ch to Cable 034 Shd = GND wire D3	HSSVMCB2	27	312200 J06	022	
-															
033	SPIRE SSW JFET Htr A . +ve		SSG.-	-	S034	021BS-38	34				HSSVMCB2	27	312200 J06	033	
045	SPIRE SSW JFET Htr A . -ve		SSG.-	-	S034	021BS-38	34				HSSVMCB2	27	312200 J06	045	
022	SPIRE SSW JFET Htr A . SHD12		SSG.-	-	S034	021BS-38	34			Cable S034 Shd daisy ch to Cable 033	HSSVMCB2	27	312200 J06	022	
-															
044	SPIRE PTC JFET Htr A . +ve		S3B.-	-	S019	021BS-38	19				HSSVMCB2	27	312200 J06	044	
056	SPIRE PTC JFET Htr A . -ve		S3B.-	-	S019	021BS-38	19				HSSVMCB2	27	312200 J06	056	
022	SPIRE PTC JFET Htr A . SHD11		S3B.-	-	S019	021BS-38	19			Cable S019 Shd daisy ch to Gnd Wire D3	HSSVMCB2	27	312200 J06	022	

Astrium GmbH	**Pin Allocation List** (Harness)	Doc.No.: HP-2-ASED-IC-0016
Project: HERSCHEL		Issue: 1.0 Date: 21.04.2004
		Sheet: PAL-6 (of 9)

Connector: 211121 P32 **Function:** UFThr. 305.7° (SPIRE XS-01 JFS 5,6,9,10) **Conn.-Type:** 197-012P24-35S (Plug)

Item: CVVUCR **Location:** 33 / CVV I/F CB Top PFM (CVVUCR) **Backshell:** G9254 F24 M / M24-03

EMC-Category: 2I/Sig H fr CVVFT to SVMCB

Pin	Signal Designation	Interface-Code Circuit	Signal	Pos.	Ch. ID	Wiring	Grouping: Shd	Cable	Twist	Comment	Target-Item	Location	Connector	Pin	New
-															
-	Faraday Link									Cable from P09 Faraday Shd con to Busbar					
-															
-															
001	SPIRE PTC TC Bias B . +ve		S3A.I	-	S020	021BS-38	20				HSSVMCB2	27	312200 J06	001	
008	SPIRE PTC TC Bias B . -ve		S3A.I	-	S020	021BS-38	20				HSSVMCB2	27	312200 J06	008	
004	SPIRE PTC TC Bias B . SHD01		S3A.I	-	S020	021BS-38	20			Cable S020 Shd daisy c h to Gnd Wire A4	HSSVMCB2	27	312200 J06	004	
-															
004	SPIRE PTC GND Wire A4		SSX.-	-	S404	010B0-30				GND Wire A4 con Cable 21, 22 Shd	HSSVMCB2	27	312200 J06	004	
-															
003	SPIRE PTC JFETV Bias B . +ve		S3C.I	-	S022	021BS-38	22				HSSVMCB2	27	312200 J06	003	
002	SPIRE PTC JFETV Bias B . -ve		S3C.I	-	S022	021BS-38	22				HSSVMCB2	27	312200 J06	002	
004	SPIRE PTC JFETV Bias B . SHD02		S3C.I	-	S022	021BS-38	22			Cable S022 Shd daisy ch to Gnd Wire A4	HSSVMCB2	27	312200 J06	004	
-															
-															
013	SPIRE SLW Bias B1 . +ve		SSD.I	-	S038	021BS-38	38				HSSVMCB2	27	312200 J06	013	
012	SPIRE SLW Bias B1 . -ve		SSD.I	-	S038	021BS-38	38				HSSVMCB2	27	312200 J06	012	
032	SPIRE SLW Bias B1 . SHD03		SSD.I	-	S038	021BS-38	38			Cable S038 Shd daisy ch to Gnd Wire B4	HSSVMCB2	27	312200 J06	032	
-															
021	SPIRE SLW Bias B2 . +ve		SSD.I	-	S039	021BS-38	39				HSSVMCB2	27	312200 J06	021	
020	SPIRE SLW Bias B2 . -ve		SSD.I	-	S039	021BS-38	39				HSSVMCB2	27	312200 J06	020	
032	SPIRE SLW Bias B2 . SHD04		SSD.I	-	S039	021BS-38	39			Cable S039 Shd daisy ch to Gnd Wire B4	HSSVMCB2	27	312200 J06	032	
-															
032	SPIRE SLW GND Wire B4		SSX.-	-	S407	010B0-30				Gnd Wire B4 con to Cable 23,28,38,39 Shd	HSSVMCB2	27	312200 J06	032	
-															
031	SPIRE SLW JFETV B1 . +ve		SSF.I	-	S028	021BS-38	28				HSSVMCB2	27	312200 J06	031	
043	SPIRE SLW JFETV B1 . -ve		SSF.I	-	S028	021BS-38	28				HSSVMCB2	27	312200 J06	043	
032	SPIRE SLW JFETV B1 . SHD05		SSF.I	-	S028	021BS-38	28			Cable S028 Shd daisy ch to Gnd Wire B4	HSSVMCB2	27	312200 J06	032	
-															
042	SPIRE SLW JFETV B2 . +ve		SSF.I	-	S023	021BS-38	23				HSSVMCB2	27	312200 J06	042	
054	SPIRE SLW JFETV B2 . -ve		SSF.I	-	S023	021BS-38	23				HSSVMCB2	27	312200 J06	054	

Astrium GmbH	**Pin Allocation List** (Harness)	Doc.No.: HP-2-ASED-IC-0016
Project: HERSCHEL		Issue: 1.0 Date: 21.04.2004
		Sheet: PAL-7 (of 9)

Connector: 211121 P32 **Function:** UFThr. 305.7° (SPIRE XS-01 JFS 5,6,9,10) **Conn.-Type:** 197-012P24-35S (Plug)

Item: CVVUCR **Location:** 33 / CVV I/F CB Top PFM (CVVUCR) **Backshell:** G9254 F24 M / M24-03

EMC-Category: 2I/Sig H fr CVVFT to SVMCB

Pin	Signal Designation	Interface-Code Circuit	Signal	Pos.	Ch. ID	Wiring	Grouping: Shd	Cable	Twist	Comment	Target-Item	Location	Connector	Pin	New
032	SPIRE SLW JFETV B2 . SHD06		SSF.I	-	S023	021BS-38	23			Cable S023 Shd daisy ch to Gnd Wire B4	HSSVMCB2	27	312200 J06	032	
-															
-															
010	SPIRE SSW Bias B1 . +ve		SSC.I	-	S042	021BS-38	42				HSSVMCB2	27	312200 J06	010	
011	SPIRE SSW Bias B1 . -ve		SSC.I	-	S042	021BS-38	42				HSSVMCB2	27	312200 J06	011	
040	SPIRE SSW Bias B1 . SHD07		SSC.I	-	S042	021BS-38	42			Cable S042 Shd daisy ch to Gnd Wire C4	HSSVMCB2	27	312200 J06	040	
-															
019	SPIRE SSW JFETV B1 . +ve		SSE.I	-	S035	021BS-38	35				HSSVMCB2	27	312200 J06	019	
029	SPIRE SSW JFETV B1 . -ve		SSE.I	-	S035	021BS-38	35				HSSVMCB2	27	312200 J06	029	
040	SPIRE SSW JFETV B1 . SHD08		SSE.I	-	S035	021BS-38	35			Cable S035 Shd daisy ch to Gnd Wire C4	HSSVMCB2	27	312200 J06	040	
-															
040	SPIRE SSW GND Wire C4		SSX.-	-	S408	010B0-30				GND Wire C4 con to Cable 35,36,42,44 Shd	HSSVMCB2	27	312200 J06	040	
-															
041	SPIRE SSW Bias B2 . +ve		SSC.I	-	S044	021BS-38	44				HSSVMCB2	27	312200 J06	041	
030	SPIRE SSW Bias B2 . -ve		SSC.I	-	S044	021BS-38	44				HSSVMCB2	27	312200 J06	030	
040	SPIRE SSW Bias B2 . SHD09		SSC.I	-	S044	021BS-38	44			Cable S044 Shd daisy ch to Gnd Wire C4	HSSVMCB2	27	312200 J06	040	
-															
053	SPIRE SSW JFETV B2 . +ve		SSE.I	-	S036	021BS-38	36				HSSVMCB2	27	312200 J06	053	
052	SPIRE SSW JFETV B2 . -ve		SSE.I	-	S036	021BS-38	36				HSSVMCB2	27	312200 J06	052	
040	SPIRE SSW JFETV B2 . SHD10		SSE.I	-	S036	021BS-38	36			Cable S036 Shd daisy ch to Gnd Wire C4	HSSVMCB2	27	312200 J06	040	
-															
-															
039	SPIRE S_Heater GND D4		SSX.-	-	S409	010B0-30				GND Wire D4 con to Cable 40, 46,47 Shd	HSSVMCB2	27	312200 J06	039	
-															
018	SPIRE SLW JFET Htr B . +ve		SSH.-	-	S046	021BS-38	46				HSSVMCB2	27	312200 J06	018	
028	SPIRE SLW JFET Htr B . -ve		SSH.-	-	S046	021BS-38	46				HSSVMCB2	27	312200 J06	028	
039	SPIRE SLW JFET Htr B . SHD13		SSH.-	-	S046	021BS-38	46			Cable S046 Shd daisy ch to Gnd Wire D4	HSSVMCB2	27	312200 J06	039	
-															
009	SPIRE SSW JFET Htr B . +ve		SSG.-	-	S047	021BS-38	47				HSSVMCB2	27	312200 J06	009	
017	SPIRE SSW JFET Htr B . -ve		SSG.-	-	S047	021BS-38	47				HSSVMCB2	27	312200 J06	017	
039	SPIRE SSW JFET Htr B . SHD12		SSG.-	-	S047	021BS-38	47			Cable S047 Shd daisy ch to Gnd Wire D4	HSSVMCB2	27	312200 J06	039	

Astrium GmbH	Pin Allocation List (Harness)	Doc.No.: HP-2-ASED-IC-0016
Project: HERSCHEL		Issue: 1.0 Date: 21.04.2004
		Sheet: PAL-8 (of 9)

Connector: 211121 P32 **Function:** UFThr. 305.7° (SPIRE XS-01 JFS 5,6,9,10) **Conn.-Type:** 197-012P24-35S (Plug)

Item: CVVUCR **Location:** 33 / CVV I/F CB Top PFM (CVVUCR) **Backshell:** G9254 F24 M / M24-03

EMC-Category: 2I/Sig H fr CVVFT to SVMCB

Pin	Signal Designation	Interface-Code Circuit	Signal	Pos.	Ch. ID	Wiring	Grouping: Shd	Cable	Twist	Comment	Target-Item	Location	Connector	Pin	New
-															
016	SPIRE PTC JFET Htr B . +ve		S3B.-	-	S040	021BS-38	40				HSSVMCB2	27	312200 J06	016	
027	SPIRE PTC JFET Htr B . -ve		S3B.-	-	S040	021BS-38	40				HSSVMCB2	27	312200 J06	027	
039	SPIRE PTC JFET Htr B . SHD11	SHD	S3B.-	-	S040	021BS-38	40			Cable S040 Shd daisy ch to Gnd Wire D4	HSSVMCB2	27	312200 J06	039	
-															
-	Faraday Link									Cable from P10 Faraday Shd con to Busbar					
-															
-															
005	Faraday Pins									Concected to Busbar ECR 0039 tbc					
006	Faraday Pins									Concected to Busbar ECR 0039 tbc					
015	Faraday Pins									Concected to Busbar ECR 0039 tbc					
022	Faraday Pins									Concected to Busbar ECR 0039 tbc					
025	Faraday Pins									Concected to Busbar ECR 0039					
036	Faraday Pins									Concected to Busbar ECR 0039 tbc					
039	Faraday Pins									Concected to Ring Wire ECR 0039 tbc					
047	Faraday Pins									Concected to Ring Wire ECR 0039 tbc					
058	Faraday Pins									Concected to Busbar ECR 0039 tbc					
082	Faraday Pins									Concected to Busbar ECR 0039 tbc					
094	Faraday Pins									Concected to Busbar ECR 0039 tbc					
105	Faraday Pins									Concected to Busbar ECR 0039 tbc					
123	Faraday Pins									Concected to Busbar ECR 0039 tbc					
124	Faraday Pins									Concected to Busbar ECR 0039 tbc					
125	Faraday Pins									Concected to Busbar ECR 0039 tbc					

Astrium GmbH	**Pin Allocation List** (Harness)	Doc.No.: HP-2-ASED-IC-0016
Project: HERSCHEL		Issue: 1.0 Date: 21.04.2004
		Sheet: PAL-9 (of 9)

Connector: 211121 P32 **Function:** UFThr. 305.7° (SPIRE XS-01 JFS 5,6,9,10) **Conn.-Type:** 197-012P24-35S (Plug)

Item: CVVUCR **Location:** 33 / CVV I/F CB Top PFM (CVVUCR) **Backshell:** G9254 F24 M / M24-03

EMC-Category: 2I/Sig H fr CVVFT to SVMCB

Pin	Signal Designation	Interface-Code Circuit	Signal	Pos.	Ch. ID	Wiring	Grouping: Shd	Cable	Twist	Comment	Target-Item	Location	Connector	Pin	New
126	Faraday Pins									Concected to Busbar ECR 0039 tbc					
127	Faraday Pins									Concected to Busbar ECR 0039 tbc					
128	Faraday Pins									Concected to Busbar ECR 0039 tbc					
-															
-															
CH	Connector Housing									CH isolated from Faraday Shd					
-	Insulating jacket									Insulating jacket between Bundle Overall Shd and Faraday Shd					
-	Bundle Overall Shd (inner)									Bundle Overall Shd con to Backshell					3.

Astrium GmbH	Pin Allocation List (Harness)	Doc.No.: HP-2-ASED-IC-0016
Project: HERSCHEL		Issue: 1.0 Date: 21.04.2004
		Sheet: PAL-1 (of 8)

Connector: 211121 P31 **Function:** UFThr. 289.2° (SPIRE XS-02JFS 1,2,3,4,7) **Conn.-Type:** 197-012P24-35S (Plug)

Item: CVVUCR **Location:** 33 / CVV I/F CB Top PFM (CVVUCR) **Backshell:** G9254 F24 M / M24-03

EMC-Category: 2I/Sig H fr CVVFT to SVMCB

Pin	Signal Designation	Interface-Code Circuit	Signal	Pos.	Ch. ID	Wiring	Grouping: Shd	Cable	Twist	Comment	Target-Item	Location	Connector	Pin	New
047	SPIRE B02 GND Wire A1		SSX.-	-	S421	010B0-30				Con to Cable from P01 GND/Shds	HSSVMCB2	27	312200 J05	047	
-															
090	SPIRE SSW Ch01-04 . 1+		SSA.I	-	S051	021SS-38	1			SSW-R1	HSSVMCB2	27	312200 J05	090	
079	SPIRE SSW Ch01-04 . 1-		SSA.I	-	S051	021SS-38	1				HSSVMCB2	27	312200 J05	079	
047	SPIRE SSW Ch01-04 . 1gnd		SSA.I	-	S051	021SS-38	1			Daisy ch to Pin 047 (A1)	HSSVMCB2	27	312200 J05	047	
-															
102	SPIRE SSW Ch01-04 . 2+		SSA.I	-	S051	021SS-38	1			SSW-A4	HSSVMCB2	27	312200 J05	102	
101	SPIRE SSW Ch01-04 . 2-		SSA.I	-	S051	021SS-38	1				HSSVMCB2	27	312200 J05	101	
047	SPIRE SSW Ch01-04 . 2gnd		SSA.I	-	S051	021SS-38	1			Daisy ch to Pin 047 (A1)	HSSVMCB2	27	312200 J05	047	
-															
092	SPIRE SSW Ch01-04 . 3+		SSA.I	-	S051	021SS-38	1			SSW-A3	HSSVMCB2	27	312200 J05	092	
091	SPIRE SSW Ch01-04 . 3-		SSA.I	-	S051	021SS-38	1				HSSVMCB2	27	312200 J05	091	
047	SPIRE SSW Ch01-04 . 3gnd		SSA.I	-	S051	021SS-38	1			Daisy ch to Pin 047 (A1)	HSSVMCB2	27	312200 J05	047	
-															
103	SPIRE SSW Ch01-04 . 4+		SSA.I	-	S051	021SS-38	1			SSW-A2	HSSVMCB2	27	312200 J05	103	
113	SPIRE SSW Ch01-04 . 4-		SSA.I	-	S051	021SS-38	1				HSSVMCB2	27	312200 J05	113	
047	SPIRE SSW Ch01-04 . 4gnd		SSA.I	-	S051	021SS-38	1			Daisy ch to Pin 047 (A1)	HSSVMCB2	27	312200 J05	047	
-															
-															
058	SPIRE SSW Ch05-08 . 5+		SSA.I	-	S052	021SS-38	2			SSW-A1	HSSVMCB2	27	312200 J05	058	
046	SPIRE SSW Ch05-08 . 5-		SSA.I	-	S052	021SS-38	2				HSSVMCB2	27	312200 J05	046	
047	SPIRE SSW Ch05-08 . 5gnd		SSA.I	-	S052	021SS-38	2			Daisy ch to Pin 047 (A1)	HSSVMCB2	27	312200 J05	047	
-															
068	SPIRE SSW Ch05-08 . 6+		SSA.I	-	S052	021SS-38	2			SSW-DK1	HSSVMCB2	27	312200 J05	068	
057	SPIRE SSW Ch05-08 . 6-		SSA.I	-	S052	021SS-38	2				HSSVMCB2	27	312200 J05	057	
047	SPIRE SSW Ch05-08 . 6gnd		SSA.I	-	S052	021SS-38	2			Daisy ch to Pin 047 (A1)	HSSVMCB2	27	312200 J05	047	
-															
069	SPIRE SSW Ch05-08 . 7+		SSA.I	-	S052	021SS-38	2			SSW-B3	HSSVMCB2	27	312200 J05	069	
080	SPIRE SSW Ch05-08 . 7-		SSA.I	-	S052	021SS-38	2				HSSVMCB2	27	312200 J05	080	
047	SPIRE SSW Ch05-08 . 7gnd		SSA.I	-	S052	021SS-38	2			Daisy ch to Pin 047 (A1)	HSSVMCB2	27	312200 J05	047	
-															
070	SPIRE SSW Ch05-08 . 8+		SSA.I	-	S052	021SS-38	2			SSW-B2	HSSVMCB2	27	312200 J05	070	
081	SPIRE SSW Ch05-08 . 8-		SSA.I	-	S052	021SS-38	2				HSSVMCB2	27	312200 J05	081	
047	SPIRE SSW Ch05-08 . 8gnd		SSA.I	-	S052	021SS-38	2			Daisy ch to Pin 047 (A1)	HSSVMCB2	27	312200 J05	047	
-															
-															
023	SPIRE SSW Ch09-12 . 9+		SSA.I	-	S054	021SS-38	3			SSW-B1	HSSVMCB2	27	312200 J05	023	
034	SPIRE SSW Ch09-12 . 9-		SSA.I	-	S054	021SS-38	3				HSSVMCB2	27	312200 J05	034	

Astrium GmbH	Pin Allocation List (Harness)	Doc.No.: HP-2-ASED-IC-0016
Project: HERSCHEL		Issue: 1.0 Date: 21.04.2004
		Sheet: PAL-2 (of 8)

Connector: 211121 P31 **Function:** UFThr. 289.2° (SPIRE XS-02JFS 1,2,3,4,7) **Conn.-Type:** 197-012P24-35S (Plug)

Item: CVVUCR **Location:** 33 / CVV I/F CB Top PFM (CVVUCR) **Backshell:** G9254 F24 M / M24-03

EMC-Category: 2I/Sig H fr CVVFT to SVMCB

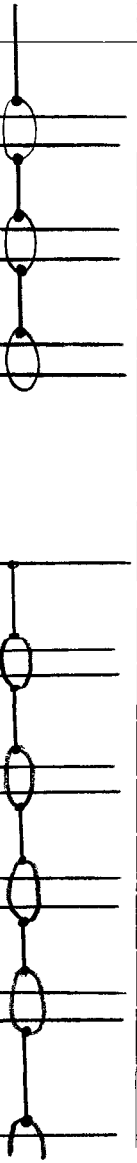

Pin	Signal Designation	Interface-Code Circuit	Signal	Pos.	Ch. ID	Wiring	Grouping: Shd	Cable	Twist	Comment	Target-Item	Location	Connector	Pin	New
047	SPIRE SSW Ch09-12 . 9gnd		SSA.I	-	S054	021SS-38	3			Daisy ch to Pin 047 (A1)	HSSVMCB2	27	312200 J05	047	
-															
033	SPIRE SSW Ch09-12 . 10+		SSA.I	-	S054	021SS-38	3			SSW-C3	HSSVMCB2	27	312200 J05	033	
045	SPIRE SSW Ch09-12 . 10-		SSA.I	-	S054	021SS-38	3				HSSVMCB2	27	312200 J05	045	
047	SPIRE SSW Ch09-12 . 10gnd		SSA.I	-	S054	021SS-38	3			Daisy ch to Pin 047 (A1)	HSSVMCB2	27	312200 J05	047	
-															
044	SPIRE SSW Ch09-12 . 11+		SSA.I	-	S054	021SS-38	3			SSW-C2	HSSVMCB2	27	312200 J05	044	
056	SPIRE SSW Ch09-12 . 11-		SSA.I	-	S054	021SS-38	3				HSSVMCB2	27	312200 J05	056	
047	SPIRE SSW Ch09-12 . 11gnd		SSA.I	-	S054	021SS-38	3			Daisy ch to Pin 047 (A1)	HSSVMCB2	27	312200 J05	047	
-															
022	SPIRE SSW Ch09-12 . 12+		SSA.I	-	S054	021SS-38	3			SSW-C1	HSSVMCB2	27	312200 J05	022	
032	SPIRE SSW Ch09-12 . 12-		SSA.I	-	S054	021SS-38	3				HSSVMCB2	27	312200 J05	032	
047	SPIRE SSW Ch09-12 . 12gnd		SSA.I	-	S054	021SS-38	3			Daisy ch to Pin 047 (A1)	HSSVMCB2	27	312200 J05	047	
-															
-	Faraday Link									Cable from P01 Faraday Shd con to Busbar					
-															
-															
128	SPIRE B02 GND Wire A2		SSX.-	-	S422	010B0-30				Con to Cable from P02 GND/Shds	HSSVMCB2	27	312200 J05	128	
-															
086	SPIRE SSW Ch13-16 . 13+		SSA.I	-	S055	021SS-38	4			SSW-D3	HSSVMCB2	27	312200 J05	086	
087	SPIRE SSW Ch13-16 . 13-		SSA.I	-	S055	021SS-38	4				HSSVMCB2	27	312200 J05	087	
128	SPIRE SSW Ch13-16 . 13gnd		SSA.I	-	S055	021SS-38	4			Daisy ch to Pin 128 (A2)	HSSVMCB2	27	312200 J05	128	
-															
097	SPIRE SSW Ch13-16 . 14+		SSA.I	-	S055	021SS-38	4			SSW-D2	HSSVMCB2	27	312200 J05	097	
098	SPIRE SSW Ch13-16 . 14-		SSA.I	-	S055	021SS-38	4				HSSVMCB2	27	312200 J05	098	
128	SPIRE SSW Ch13-16 . 14gnd		SSA.I	-	S055	021SS-38	4			Daisy ch to Pin 128 (A2)	HSSVMCB2	27	312200 J05	128	
-															
108	SPIRE SSW Ch13-16 . 15+		SSA.I	-	S055	021SS-38	4			SSW-D1	HSSVMCB2	27	312200 J05	108	
109	SPIRE SSW Ch13-16 . 15-		SSA.I	-	S055	021SS-38	4				HSSVMCB2	27	312200 J05	109	
128	SPIRE SSW Ch13-16 . 15gnd		SSA.I	-	S055	021SS-38	4			Daisy ch to Pin 128 (A2)	HSSVMCB2	27	312200 J05	128	
-															
116	SPIRE SSW Ch13-16 . 16+		SSA.I	-	S055	021SS-38	4			SSW-E3	HSSVMCB2	27	312200 J05	116	
117	SPIRE SSW Ch13-16 . 16-		SSA.I	-	S055	021SS-38	4				HSSVMCB2	27	312200 J05	117	
128	SPIRE SSW Ch13-16 . 16gnd		SSA.I	-	S055	021SS-38	4			Daisy ch to Pin 128 (A2)	HSSVMCB2	27	312200 J05	128	
-															
-															
055	SPIRE SSW Ch17-20 . 17+		SSA.I	-	S056	021SS-38	5			SSW-E2	HSSVMCB2	27	312200 J05	055	

Connector: 211121 P31 **Function:** UFThr. 289.2° (SPIRE XS-02JFS 1,2,3,4,7) **Conn.-Type:** 197-012P24-35S (Plug)
Item: CVVUCR **Location:** 33 / CVV I/F CB Top PFM (CVVUCR) **Backshell:** G9254 F24 M / M24-03
EMC-Category: 2I/Sig H fr CVVFT to SVMCB

Pin	Signal Designation	Interface-Code Circuit	Signal	Pos.	Ch. ID	Wiring	Grouping: Shd	Cable	Twist	Comment	Target-Item	Location	Connector	Pin	New
066	SPIRE SSW Ch17-20 . 17-		SSA.I	-	S056	021SS-38	5				HSSVMCB2	27	312200 J05	066	
128	SPIRE SSW Ch17-20 . 17gnd		SSA.I	-	S056	021SS-38	5			Daisy ch to Pin 128 (A2)	HSSVMCB2	27	312200 J05	128	
-															
067	SPIRE SSW Ch17-20 . 18+		SSA.I	-	S056	021SS-38	5			SSW-E1	HSSVMCB2	27	312200 J05	067	
078	SPIRE SSW Ch17-20 . 18-		SSA.I	-	S056	021SS-38	5				HSSVMCB2	27	312200 J05	078	
128	SPIRE SSW Ch17-20 . 18gnd		SSA.I	-	S056	021SS-38	5			Daisy ch to Pin 128 (A2)	HSSVMCB2	27	312200 J05	128	
-															
076	SPIRE SSW Ch17-20 . 19+		SSA.I	-	S056	021SS-38	5			SSW-F3	HSSVMCB2	27	312200 J05	076	
077	SPIRE SSW Ch17-20 . 19-		SSA.I	-	S056	021SS-38	5				HSSVMCB2	27	312200 J05	077	
128	SPIRE SSW Ch17-20 . 19gnd		SSA.I	-	S056	021SS-38	5			Daisy ch to Pin 128 (A2)	HSSVMCB2	27	312200 J05	128	
-															
088	SPIRE SSW Ch17-20 . 20+		SSA.I	-	S056	021SS-38	5			SSW-F2	HSSVMCB2	27	312200 J05	088	
089	SPIRE SSW Ch17-20 . 20-		SSA.I	-	S056	021SS-38	5				HSSVMCB2	27	312200 J05	089	
128	SPIRE SSW Ch17-20 . 20gnd		SSA.I	-	S056	021SS-38	5			Daisy ch to Pin 128 (A2)	HSSVMCB2	27	312200 J05	128	
-															
-															
099	SPIRE SSW Ch21-24 . 21+		SSA.I	-	S058	021SS-38	6			SSW-F1	HSSVMCB2	27	312200 J05	099	
100	SPIRE SSW Ch21-24 . 21-		SSA.I	-	S058	021SS-38	6				HSSVMCB2	27	312200 J05	100	
128	SPIRE SSW Ch21-24 . 21gnd		SSA.I	-	S058	021SS-38	6			Daisy ch to Pin 128 (A2)	HSSVMCB2	27	312200 J05	128	
-															
110	SPIRE SSW Ch21-24 . 22+		SSA.I	-	S058	021SS-38	6			SSW-G1	HSSVMCB2	27	312200 J05	110	
111	SPIRE SSW Ch21-24 . 22-		SSA.I	-	S058	021SS-38	6				HSSVMCB2	27	312200 J05	111	
128	SPIRE SSW Ch21-24 . 22gnd		SSA.I	-	S058	021SS-38	6			Daisy ch to Pin 128 (A2)	HSSVMCB2	27	312200 J05	128	
-															
118	SPIRE SSW Ch21-24 . 23+		SSA.I	-	S058	021SS-38	6			SSW-T1	HSSVMCB2	27	312200 J05	118	
119	SPIRE SSW Ch21-24 . 23-		SSA.I	-	S058	021SS-38	6				HSSVMCB2	27	312200 J05	119	
128	SPIRE SSW Ch21-24 . 23gnd		SSA.I	-	S058	021SS-38	6			Daisy ch to Pin 128 (A2)	HSSVMCB2	27	312200 J05	128	
-															
112	SPIRE SSW Ch21-24 . 24+		SSA.I	-	S058	021SS-38	6			SSW-G2	HSSVMCB2	27	312200 J05	112	
120	SPIRE SSW Ch21-24 . 24-		SSA.I	-	S058	021SS-38	6				HSSVMCB2	27	312200 J05	120	
128	SPIRE SSW Ch21-24 . 24gnd		SSA.I	-	S058	021SS-38	6			Daisy ch to Pin 128 (A2)	HSSVMCB2	27	312200 J05	128	
-															
-	Faraday Link									Cable from P02 Faraday Shd con to Busbar					
-															
-															
005	SPIRE B02 GND Wire A4		SSX.-	-	S424	010B0-30				Con to Cable from P4 GND/Shds	HSSVMCB2	27	312200 J05	005	
-															
013	SPIRE SSW Ch25-28 . 25+		SSA.I	-	S059	021SS-38	7			SSW-E5	HSSVMCB2	27	312200 J05	013	

Pin Allocation List

(Harness)

Connector: 211121 P31
Item: CVVUCR
EMC-Category: 2I/Sig H fr CVVFT to SVMCB

Function: UFThr. 289.2° (SPIRE XS-02JFS 1,2,3,4,7)
Location: 33 / CVV I/F CB Top PFM (CVVUCR)

Conn.-Type: 197-012P24-35S (Plug)
Backshell: G9254 F24 M / M24-03

Pin	Signal Designation	Interface-Code Circuit	Signal	Pos.	Ch. ID	Wiring	Grouping: Shd	Cable	Twist	Comment	Target-Item	Location	Connector	Pin	New
012	SPIRE SSW Ch25-28 . 25-		SSA.I	-	S059	021SS-38	7				HSSVMCB2	27	312200 J05	012	
005	SPIRE SSW Ch25-28 . 25gnd		SSA.I	-	S059	021SS-38	7			Daisy ch to Pin 005 (A4)	HSSVMCB2	27	312200 J05	005	
-															
021	SPIRE SSW Ch25-28 . 26+		SSA.I	-	S059	021SS-38	7			SSW-E4	HSSVMCB2	27	312200 J05	021	
020	SPIRE SSW Ch25-28 . 26-		SSA.I	-	S059	021SS-38	7				HSSVMCB2	27	312200 J05	020	
005	SPIRE SSW Ch25-28 . 26gnd		SSA.I	-	S059	021SS-38	7			Daisy ch to Pin 005 (A4)	HSSVMCB2	27	312200 J05	005	
-															
031	SPIRE SSW Ch25-28 . 27+		SSA.I	-	S059	021SS-38	7			SSW-D7	HSSVMCB2	27	312200 J05	031	
043	SPIRE SSW Ch25-28 . 27-		SSA.I	-	S059	021SS-38	7				HSSVMCB2	27	312200 J05	043	
005	SPIRE SSW Ch25-28 . 27gnd		SSA.I	-	S059	021SS-38	7			Daisy ch to Pin 005 (A4)	HSSVMCB2	27	312200 J05	005	
-															
042	SPIRE SSW Ch25-28 . 28+		SSA.I	-	S059	021SS-38	7			SSW-D6	HSSVMCB2	27	312200 J05	042	
054	SPIRE SSW Ch25-28 . 28-		SSA.I	-	S059	021SS-38	7				HSSVMCB2	27	312200 J05	054	
005	SPIRE SSW Ch25-28 . 28gnd		SSA.I	-	S059	021SS-38	7			Daisy ch to Pin 005 (A4)	HSSVMCB2	27	312200 J05	005	
-															
-															
010	SPIRE SSW Ch29-32 . 29+		SSA.I	-	S060	021SS-38	8			SSW-D5	HSSVMCB2	27	312200 J05	010	
011	SPIRE SSW Ch29-32 . 29-		SSA.I	-	S060	021SS-38	8				HSSVMCB2	27	312200 J05	011	
005	SPIRE SSW Ch29-32 . 29gnd		SSA.I	-	S060	021SS-38	8			Daisy ch to Pin 005 (A4)	HSSVMCB2	27	312200 J05	005	
-															
019	SPIRE SSW Ch29-32 . 30+		SSA.I	-	S060	021SS-38	8			SSW-D4	HSSVMCB2	27	312200 J05	019	
029	SPIRE SSW Ch29-32 . 30-		SSA.I	-	S060	021SS-38	8				HSSVMCB2	27	312200 J05	029	
005	SPIRE SSW Ch29-32 . 30gnd		SSA.I	-	S060	021SS-38	8			Daisy ch to Pin 005 (A4)	HSSVMCB2	27	312200 J05	005	
-															
041	SPIRE SSW Ch29-32 . 31+		SSA.I	-	S060	021SS-38	8			SSW-C6	HSSVMCB2	27	312200 J05	041	
030	SPIRE SSW Ch29-32 . 31-		SSA.I	-	S060	021SS-38	8				HSSVMCB2	27	312200 J05	030	
005	SPIRE SSW Ch29-32 . 31gnd		SSA.I	-	S060	021SS-38	8			Daisy ch to Pin 005 (A4)	HSSVMCB2	27	312200 J05	005	
-															
053	SPIRE SSW Ch29-32 . 32+		SSA.I	-	S060	021SS-38	8			SSW-C5	HSSVMCB2	27	312200 J05	053	
052	SPIRE SSW Ch29-32 . 32-		SSA.I	-	S060	021SS-38	8				HSSVMCB2	27	312200 J05	052	
005	SPIRE SSW Ch29-32 . 32gnd		SSA.I	-	S060	021SS-38	8			Daisy ch to Pin 005 (A4)	HSSVMCB2	27	312200 J05	005	
-															
-															
009	SPIRE SSW Ch33-36 . 33+		SSA.I	-	S062	021SS-38	9			SSW-C4	HSSVMCB2	27	312200 J05	009	
017	SPIRE SSW Ch33-36 . 33-		SSA.I	-	S062	021SS-38	9				HSSVMCB2	27	312200 J05	017	
005	SPIRE SSW Ch33-36 . 33gnd		SSA.I	-	S062	021SS-38	9			Daisy ch to Pin 005 (A4)	HSSVMCB2	27	312200 J05	005	
-															
018	SPIRE SSW Ch33-36 . 34+		SSA.I	-	S062	021SS-38	9			SSW-B5	HSSVMCB2	27	312200 J05	018	
028	SPIRE SSW Ch33-36 . 34-		SSA.I	-	S062	021SS-38	9				HSSVMCB2	27	312200 J05	028	

Astrium GmbH	**Pin Allocation List** (Harness)	Doc.No.: HP-2-ASED-IC-0016
Project: HERSCHEL		Issue: 1.0 Date: 21.04.2004
		Sheet: PAL-5 (of 8)

Connector: 211121 P31 **Function:** UFThr. 289.2° (SPIRE XS-02JFS 1,2,3,4,7) **Conn.-Type:** 197-012P24-35S (Plug)

Item: CVVUCR **Location:** 33 / CVV I/F CB Top PFM (CVVUCR) **Backshell:** G9254 F24 M / M24-03

EMC-Category: 2I/Sig H fr CVVFT to SVMCB

Pin	Signal Designation	Interface-Code Circuit	Signal	Pos.	Ch. ID	Wiring	Grouping: Shd	Cable	Twist	Comment	Target-Item	Location	Connector	Pin	New
005	SPIRE SSW Ch33-36 . 34gnd		SSA.I	-	S062	021SS-38	9			Daisy ch to Pin 005 (A4)	HSSVMCB2	27	312200 J05	005	
-															
016	SPIRE SSW Ch33-36 . 35+		SSA.I	-	S062	021SS-38	9			SSW-B4	HSSVMCB2	27	312200 J05	016	
027	SPIRE SSW Ch33-36 . 35-		SSA.I	-	S062	021SS-38	9				HSSVMCB2	27	312200 J05	027	
005	SPIRE SSW Ch33-36 . 35gnd		SSA.I	-	S062	021SS-38	9			Daisy ch to Pin 005 (A4)	HSSVMCB2	27	312200 J05	005	
-															
040	SPIRE SSW Ch33-36 . 36+		SSA.I	-	S062	021SS-38	9			SSW-T2	HSSVMCB2	27	312200 J05	040	
039	SPIRE SSW Ch33-36 . 36-		SSA.I	-	S062	021SS-38	9				HSSVMCB2	27	312200 J05	039	
005	SPIRE SSW Ch33-36 . 36gnd		SSA.I	-	S062	021SS-38	9			Daisy ch to Pin 005 (A4)	HSSVMCB2	27	312200 J05	005	
-															
-	Faraday Link									Cable from P04 Faraday Shd con to Busbar					
-															
-															
036	SPIRE B02 GND Wire A3		SSX.-	-	S423	010B0-30				Con to Cable from P03 GND/Shds	HSSVMCB2	27	312200 J05	036	
-															
063	SPIRE SSW Spare1/2 . 1+			-						Not a wire, not routed in I Harness !!!					
075	SPIRE SSW Spare1/2 . 1-			-						Not a wire, not routed in I Harness !!!					
036	SPIRE SSW Spare1/2 . 1gnd			-						Not a wire, not routed in I Harness !!!					
-															
074	SPIRE SSW Spare1/2 . 2+			-						Not a wire, not routed in I Harness !!!					
073	SPIRE SSW Spare1/2 . 2-			-						Not a wire, not routed in I Harness !!!					
036	SPIRE SSW Spare1/2 . 2gnd			-						Not a wire, not routed in I Harness !!!					
-															
026	SPIRE SSW Ch37-40 . 37+		SSA.I	-	S063	021SS-38	10			SSW-G3	HSSVMCB2	27	312200 J05	026	
037	SPIRE SSW Ch37-40 . 37-		SSA.I	-	S063	021SS-38	10				HSSVMCB2	27	312200 J05	037	
036	SPIRE SSW Ch37-40 . 37gnd		SSA.I	-	S063	021SS-38	10			Daisy ch to Pin 036 (A3)	HSSVMCB2	27	312200 J05	036	
-															
038	SPIRE SSW Ch37-40 . 38+		SSA.I	-	S063	021SS-38	10			SSW-G4	HSSVMCB2	27	312200 J05	038	
049	SPIRE SSW Ch37-40 . 38-		SSA.I	-	S063	021SS-38	10				HSSVMCB2	27	312200 J05	049	
036	SPIRE SSW Ch37-40 . 38gnd		SSA.I	-	S063	021SS-38	10			Daisy ch to Pin 036 (A3)	HSSVMCB2	27	312200 J05	036	
-															

Astrium GmbH	Pin Allocation List (Harness)	Doc.No.: HP-2-ASED-IC-0016
Project: HERSCHEL		Issue: 1.0 Date: 21.04.2004
		Sheet: PAL-6 (of 8)

Connector: 211121 P31 **Function:** UFThr. 289.2° (SPIRE XS-02JFS 1,2,3,4,7) **Conn.-Type:** 197-012P24-35S (Plug)

Item: CVVUCR **Location:** 33 / CVV I/F CB Top PFM (CVVUCR) **Backshell:** G9254 F24 M / M24-03

EMC-Category: 2I/Sig H fr CVVFT to SVMCB

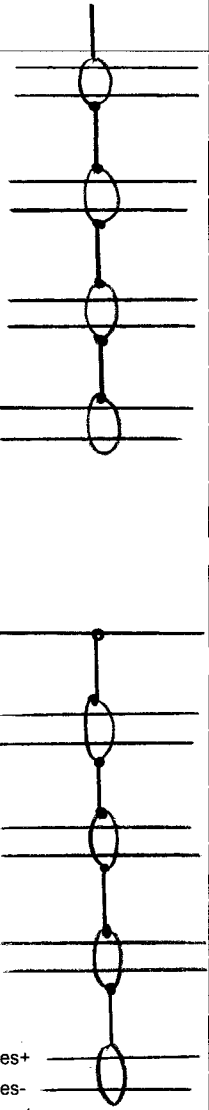

Pin	Signal Designation	Interface-Code Circuit	Signal	Pos.	Ch. ID	Wiring	Grouping: Shd	Cable	Twist	Comment	Target-Item	Location	Connector	Pin	New
048	SPIRE SSW Ch37-40 . 39+		SSA.I	-	S063	021SS-38	10			SSW-DK2	HSSVMCB2	27	312200 J05	048	
060	SPIRE SSW Ch37-40 . 39-		SSA.I	-	S063	021SS-38	10				HSSVMCB2	27	312200 J05	060	
036	SPIRE SSW Ch37-40 . 39gnd		SSA.I	-	S063	021SS-38	10			Daisy ch to Pin 036 (A3)	HSSVMCB2	27	312200 J05	036	
-															
059	SPIRE SSW Ch37-40 . 40+		SSA.I	-	S063	021SS-38	10			SSW-F5	HSSVMCB2	27	312200 J05	059	
071	SPIRE SSW Ch37-40 . 40-		SSA.I	-	S063	021SS-38	10				HSSVMCB2	27	312200 J05	071	
036	SPIRE SSW Ch37-40 . 40gnd		SSA.I	-	S063	021SS-38	10			Daisy ch to Pin 036 (A3)	HSSVMCB2	27	312200 J05	036	
-															
050	SPIRE SSW Ch41-42 . 41+		SSA.I	-	S064	021SS-38	11			SSW-F4	HSSVMCB2	27	312200 J05	050	
061	SPIRE SSW Ch41-42 . 41-		SSA.I	-	S064	021SS-38	11				HSSVMCB2	27	312200 J05	061	
036	SPIRE SSW Ch41-42 . 41gnd		SSA.I	-	S064	021SS-38	11			Daisy ch to Pin 036 (A3)	HSSVMCB2	27	312200 J05	036	
-															
062	SPIRE SSW Ch41-42 . 42+		SSA.I	-	S064	021SS-38	11			SSW-E6	HSSVMCB2	27	312200 J05	062	
051	SPIRE SSW Ch41-42 . 42-		SSA.I	-	S064	021SS-38	11				HSSVMCB2	27	312200 J05	051	
036	SPIRE SSW Ch41-42 . 42gnd		SSA.I	-	S064	021SS-38	11			Daisy ch to Pin 036 (A3)	HSSVMCB2	27	312200 J05	036	
-															
-	Faraday Link									Cable from P03 Faraday Shd con to Busbar					
-															
-															
082	SPIRE B02 GND Wire A5		SSX.-	-	S425	010B0-30				Con to Cable from P07 GND/Shds	HSSVMCB2	27	312200 J05	082	
-															
095	SPIRE SSW PTC Ch's . 1+		S3D.I	-	S053	021SS-38	13			PTC-1	HSSVMCB2	27	312200 J05	095	
084	SPIRE SSW PTC Ch's . 1-		S3D.I	-	S053	021SS-38	13				HSSVMCB2	27	312200 J05	084	
082	SPIRE SSW PTC Ch's . 1gnd		S3D.I	-	S053	021SS-38	13			Daisy ch to Pin 082 (B5)	HSSVMCB2	27	312200 J05	082	
-															
096	SPIRE SSW PTC Ch's . 2+		S3D.I	-	S053	021SS-38	13			PTC-2	HSSVMCB2	27	312200 J05	096	
085	SPIRE SSW PTC Ch's . 2-		S3D.I	-	S053	021SS-38	13				HSSVMCB2	27	312200 J05	085	
082	SPIRE SSW PTC Ch's . 2gnd		S3D.I	-	S053	021SS-38	13			Daisy ch to Pin 082 (B5)	HSSVMCB2	27	312200 J05	082	
-															
106	SPIRE SSW PTC Ch's . 3+		S3D.I	-	S053	021SS-38	13			PTC-3	HSSVMCB2	27	312200 J05	106	
107	SPIRE SSW PTC Ch's . 3-		S3D.I	-	S053	021SS-38	13				HSSVMCB2	27	312200 J05	107	
082	SPIRE SSW PTC Ch's . 3gnd		S3D.I	-	S053	021SS-38	13			Daisy ch to Pin 082 (B5)	HSSVMCB2	27	312200 J05	082	
-															
083	SPIRE SSW PTC (5MOhm) . Res+		S3D.I	-	S248	021SS-38	12			5M-1	HSSVMCB2	27	312200 J05	083	
072	SPIRE SSW PTC (5MOhm) . Res-		S3D.I	-	S248	021SS-38	12				HSSVMCB2	27	312200 J05	072	
082	SPIRE SSW PTC (5MOhm) . Rgnd		S3D.I	-	S248	021SS-38	12			Daisy ch to Pin 082 (B5)	HSSVMCB2	27	312200 J05	082	
-															

Astrium GmbH	Pin Allocation List (Harness)	Doc.No.: HP-2-ASED-IC-0016
Project: HERSCHEL		Issue: 1.0 Date: 21.04.2004
		Sheet: PAL-7 (of 8)

Connector: 211121 P31
Item: CVVUCR
EMC-Category: 2I/Sig H fr CVVFT to SVMCB

Function: UFThr. 289.2° (SPIRE XS-02JFS 1,2,3,4,7)
Location: 33 / CVV I/F CB Top PFM (CVVUCR)

Conn.-Type: 197-012P24-35S (Plug)
Backshell: G9254 F24 M / M24-03

Pin	Signal Designation	Interface-Code Circuit	Signal	Pos.	Ch. ID	Grouping: Wiring	Shd	Cable	Twist	Comment	Target-Item	Location	Connector	Pin	New
-	Faraday Link									Cable from P07 Faraday Shd con to Busbar					
-															
-															
001	Faraday Shield Pins									Connected to Bus Bar ECR0039 tbc					
002	Faraday Shield Pins									Connected to Bus Bar ECR0039 tbc					
003	Faraday Shield Pins									Connected to Bus Bar ECR0039 tbc					
005	Faraday Shield Pins									Connected to Bus Bar ECR0039 tbc					
006	Faraday Shield Pins									Connected to Bus Bar ECR0039 tbc					
007	Faraday Shield Pins									Connected to Bus Bar ECR0039 tbc					
008	Faraday Shield Pins									Connected to Bus Bar ECR0039 tbc					
014	Faraday Shield Pins									Connected to Bus Bar ECR0039 tbc					
015	Faraday Shield Pins									Connected to Bus Bar ECR0039 tbc					
024	Faraday Shield Pins									Connected to Bus Bar ECR0039 tbc					
025	Faraday Shield Pins									Connected to Bus Bar ECR0039 tbc					
035	Faraday Shield Pins									Connected to Bus Bar ECR0039 tbc					
093	Faraday Shield Pins									Connected to Bus Bar ECR0039 tbc					
094	Faraday Shield Pins									Connected to Bus Bar ECR0039 tbc					
104	Faraday Shield Pins									Connected to Bus Bar ECR0039 tbc					
105	Faraday Shield Pins									Connected to Bus Bar ECR0039 tbc					
114	Faraday Shield Pins									Connected to Bus Bar ECR0039 tbc					
115	Faraday Shield Pins									Connected to Bus Bar ECR0039 tbc					

Astrium GmbH	**Pin Allocation List** (Harness)	Doc.No.: HP-2-ASED-IC-0016
Project: HERSCHEL		Issue: 1.0 Date: 21.04.2004
		Sheet: PAL-8 (of 8)

Connector: 211121 P31 **Function:** UFThr. 289.2° (SPIRE XS-02JFS 1,2,3,4,7) **Conn.-Type:** 197-012P24-35S (Plug)

Item: CVVUCR **Location:** 33 / CVV I/F CB Top PFM (CVVUCR) **Backshell:** G9254 F24 M / M24-03

EMC-Category: 2I/Sig H fr CVVFT to SVMCB

Pin	Signal Designation	Interface-Code Circuit	Signal	Pos.	Ch. ID	Wiring	Grouping: Shd	Cable	Twist	Comment	Target-Item	Location	Connector	Pin	New
121	Faraday Shield Pins									Connected to Bus Bar ECR0039 tbc					
122	Faraday Shield Pins									Connected to Bus Bar ECR0039 tbc					
123	Faraday Shield Pins									Connected to Bus Bar ECR0039 tbc					
124	Faraday Shield Pins									Connected to Bus Bar ECR0039 tbc					
125	Faraday Shield Pins									Connected to Bus Bar ECR0039 tbc					
126	Faraday Shield Pins									Connected to Bus Bar ECR0039 tbc					
127	Faraday Shield Pins									Connected to Bus Bar ECR0039 tbc					
-															
CH	Connector Housing									CH isolated from Faraday Shd					
-	Insulating Jacket									Insulating jacket between Bundle Overall Shd and Faraday Shd					
-	Overall Shd									Bundel Overall Shd con to Backshell					3.
-	Contact to inner overall Shield														3.

Pin Allocation List

(Harness)

Connector: 211121 P26 **Function:** UFThr 250.8° (SPIRE XS-03JFP25,26,27,28) **Conn.-Type:** 197-012P24-35S (Plug)

Item: CVVUCR **Location:** 33 / CVV I/F CB Top PFM (CVVUCR) **Backshell:** G9254 F24 M / M24-03

EMC-Category: 2I/Sig H fr CVVFT to SVMCB

Pin	Signal Designation	Interface-Code Circuit	Signal	Pos.	Ch. ID	Wiring	Grouping: Shd	Cable	Twist	Comment	Target-Item	Location	Connector	Pin	New
036	SPIRE PSW_JFETV GND A1		SPX.-	-	S431	010B0-30				GND Wire A1 con to cable 176-185 Shd	HSSVMCB1	27	312100 J04	036	
-															
026	SPIRE PSW_JFETV1_A . A+		SPL.I	-	S176	021BS-38	1				HSSVMCB1	27	312100 J04	026	
037	SPIRE PSW_JFETV1_A . A-		SPL.I	-	S176	021BS-38	1				HSSVMCB1	27	312100 J04	037	
036	SPIRE PSW_JFETV1_A . SHD01		SPL.I	-	S176	021BS-38	1			Cabel S176 daisy ch to Pin 36 at CVV side (A1)	HSSVMCB1	27	312100 J04	036	
-															
038	SPIRE PSW_JFETV2_A . A+		SPL.I	-	S177	021BS-38	2				HSSVMCB1	27	312100 J04	038	
049	SPIRE PSW_JFETV2_A . A-		SPL.I	-	S177	021BS-38	2				HSSVMCB1	27	312100 J04	049	
036	SPIRE PSW_JFETV2_A . SHD02		SPL.I	-	S177	021BS-38	2			Cabel S177 Shd daisy ch to Pin 36 at CVV side (A1)	HSSVMCB1	27	312100 J04	036	
-															
048	SPIRE PSW_JFETV3_A . A+		SPL.I	-	S178	021BS-38	3				HSSVMCB1	27	312100 J04	048	
060	SPIRE PSW_JFETV3_A . A-		SPL.I	-	S178	021BS-38	3				HSSVMCB1	27	312100 J04	060	
036	SPIRE PSW_JFETV3_A . SHD03		SPL.I	-	S178	021BS-38	3			Cabel S178 Shd daisy ch to Pin 36 at CVV side (A1)	HSSVMCB1	27	312100 J04	036	
-															
059	SPIRE PSW_JFETV4_A . A+		SPL.I	-	S179	021BS-38	4				HSSVMCB1	27	312100 J04	059	
071	SPIRE PSW_JFETV4_A . A-		SPL.I	-	S179	021BS-38	4				HSSVMCB1	27	312100 J04	071	
036	SPIRE PSW_JFETV4_A . SHD04		SPL.I	-	S179	021BS-38	4			Cabel S179 Shd daisy ch to Pin 36 at CVV side (A1)	HSSVMCB1	27	312100 J04	036	
-															
050	SPIRE PSW_JFETV5_A . A+		SPL.I	-	S180	021BS-38	5				HSSVMCB1	27	312100 J04	050	
061	SPIRE PSW_JFETV5_A . A-		SPL.I	-	S180	021BS-38	5				HSSVMCB1	27	312100 J04	061	
036	SPIRE PSW_JFETV5_A . SHD05		SPL.I	-	S180	021BS-38	5			Cabel S180 Shd daisy ch to Pin 36 at CVV side (A1)	HSSVMCB1	27	312100 J04	036	
-															
062	SPIRE PSW_JFETV6_A . A+		SPL.I	-	S181	021BS-38	6				HSSVMCB1	27	312100 J04	062	
051	SPIRE PSW_JFETV6_A . A-		SPL.I	-	S181	021BS-38	6				HSSVMCB1	27	312100 J04	051	
036	SPIRE PSW_JFETV6_A . SHD06		SPL.I	-	S181	021BS-38	6			Cabel S181 Shd daisy ch to Pin 36 at CVV side (A1)	HSSVMCB1	27	312100 J04	036	
-															
063	SPIRE PSW_Bias1/2_A . A+		SPK.I	-	S183	021BS-38	7				HSSVMCB1	27	312100 J04	063	
075	SPIRE PSW_Bias1/2_A . A-		SPK.I	-	S183	021BS-38	7				HSSVMCB1	27	312100 J04	075	
036	SPIRE PSW_Bias1/2_A . SHD07		SPK.I	-	S183	021BS-38	7			Cabel S183 Shd daisy ch to Pin 36 at CVV side (A1)	HSSVMCB1	27	312100 J04	036	
-															
074	SPIRE PSW_Bias3/4_A . A+		SPK.I	-	S184	021BS-38	8				HSSVMCB1	27	312100 J04	074	
073	SPIRE PSW_Bias3/4_A . A-		SPK.I	-	S184	021BS-38	8				HSSVMCB1	27	312100 J04	073	

Astrium GmbH	Pin Allocation List (Harness)	Doc.No.: HP-2-ASED-IC-0016
Project: HERSCHEL		Issue: 1.0 Date: 21.04.2004
		Sheet: PAL-2 (of 9)

Connector: 211121 P26 **Function:** UFThr 250.8° (SPIRE XS-03JFP25,26,27,28) **Conn.-Type:** 197-012P24-35S (Plug)

Item: CVVUCR **Location:** 33 / CVV I/F CB Top PFM (CVVUCR) **Backshell:** G9254 F24 M / M24-03

EMC-Category: 2I/Sig H fr CVVFT to SVMCB

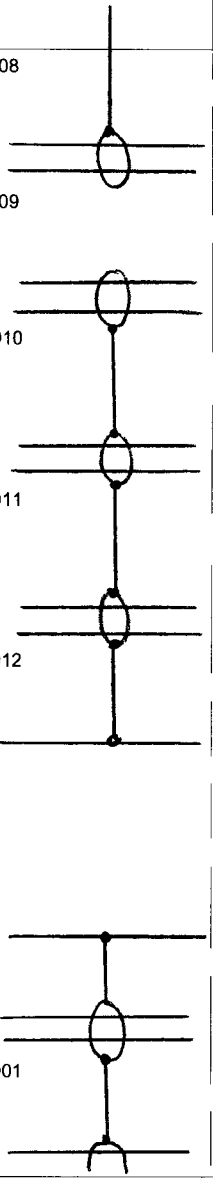

Pin	Signal Designation	Interface-Code Circuit	Signal	Pos.	Ch. ID	Wiring	Grouping: Shd	Cable	Twist	Comment	Target-Item	Location	Connector	Pin	New
036	SPIRE PSW_Bias3/4_A . SHD08		SPK.I	-	S184	021BS-38	8			Cabel S184 Shd daisy ch to Pin 36 at CVV side (A1)	HSSVMCB1	27	312100 J04	036	
-															
083	SPIRE PSW_Bias5/6_A . A+		SPK.I	-	S185	021BS-38	9				HSSVMCB1	27	312100 J04	083	
072	SPIRE PSW_Bias5/6_A . A-		SPK.I	-	S185	021BS-38	9				HSSVMCB1	27	312100 J04	072	
036	SPIRE PSW_Bias5/6_A . SHD09		SPK.I	-	S185	021BS-38	9			Cabel S185 Shd daisy ch to Pin 36 at CVV side (A1)	HSSVMCB1	27	312100 J04	036	
-															
095	SPIRE PSW_Heater_A1 . A1+		SPM.-	-	S186	021SS-38	10				HSSVMCB1	27	312100 J04	095	
084	SPIRE PSW_Heater_A1 . A1-		SPM.-	-	S186	021SS-38	10				HSSVMCB1	27	312100 J04	084	
105	SPIRE PSW_Heater_A1 . SHD10		SPM.-	-	S186	021SS-38	10			Cable Shd routed to Pin 105 at CVV side (routed as Gnd Wire B1)	HSSVMCB1	27	312100 J04	105	
-															
096	SPIRE PSW_Heater_A2 . A2+		SPM.-	-	S187	021SS-38	11				HSSVMCB1	27	312100 J04	096	
085	SPIRE PSW_Heater_A2 . A2-		SPM.-	-	S187	021SS-38	11				HSSVMCB1	27	312100 J04	085	
105	SPIRE PSW_Heater_A2 . SHD11		SPM.-	-	S187	021SS-38	11			Cable Shd routed to Pin 105 at CVV side (routed as Gnd Wire B1)	HSSVMCB1	27	312100 J04	105	
-															
106	SPIRE PSW_Heater_A3 . A3+		SPM.-	-	S188	021SS-38	12				HSSVMCB1	27	312100 J04	106	
107	SPIRE PSW_Heater_A3 . A3-		SPM.-	-	S188	021SS-38	12				HSSVMCB1	27	312100 J04	107	
105	SPIRE PSW_Heater_A3 . SHD12		SPM.-	-	S188	021SS-38	12			Cable Shd routed to Pin 105 at CVV side (B1)	HSSVMCB1	27	312100 J04	105	
-															
105	SPIRE PSW_HTR GND B1		SPX.-	-	S432	010B0-30				Sum of Cable SHDs, not a Wire at J side	HSSVMCB1	27	312100 J04	105	
-															
-	Faraday Link									Cable from P25 Faraday Shd con to Busbar ECR0039tbc					
-															
-															
001	SPIRE PSW_JFETV GND A3		SPX.-	-	S433	010B0-30				GND Wire A3 con to cable 205-214 Shd	HSSVMCB1	27	312100 J04	001	
-															
042	SPIRE PSW_JFETV1_B . B+		SPL.I	-	S205	021BS-38	17				HSSVMCB1	27	312100 J04	042	
054	SPIRE PSW_JFETV1_B . B-		SPL.I	-	S205	021BS-38	17				HSSVMCB1	27	312100 J04	054	
001	SPIRE PSW_JFETV1_B . SHD01		SPL.I	-	S205	021BS-38	17			Cabel S205 Shd daisy ch to Pin 01 at CVV side (A3)	HSSVMCB1	27	312100 J04	001	
-															
053	SPIRE PSW_JFETV2_B . B+		SPL.I	-	S206	021BS-38	18				HSSVMCB1	27	312100 J04	053	

Astrium GmbH	Pin Allocation List (Harness)	Doc.No.: HP-2-ASED-IC-0016
Project: HERSCHEL		Issue: 1.0 Date: 21.04.2004
		Sheet: PAL-3 (of 9)

Connector: 211121 P26 **Function:** UFThr 250.8° (SPIRE XS-03JFP25,26,27,28) **Conn.-Type:** 197-012P24-35S (Plug)

Item: CVVUCR **Location:** 33 / CVV I/F CB Top PFM (CVVUCR) **Backshell:** G9254 F24 M / M24-03

EMC-Category: 2I/Sig H fr CVVFT to SVMCB

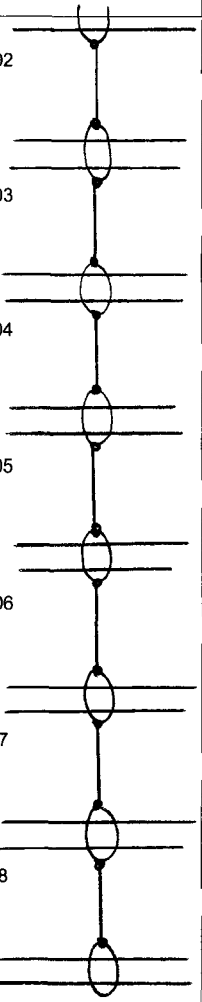

Pin	Signal Designation	Interface-Code Circuit	Signal	Pos.	Ch. ID	Wiring	Grouping: Shd	Cable	Twist	Comment	Target-Item	Location	Connector	Pin	New
052	SPIRE PSW_JFETV2_B . B-		SPL.I	-	S206	021BS-38	18				HSSVMCB1	27	312100 J04	052	
001	SPIRE PSW_JFETV2_B . SHD02		SPL.I	-	S206	021BS-38	18			Cabel S206 Shd daisy ch to Pin 01 at CVV side (A3)	HSSVMCB1	27	312100 J04	001	
-															
041	SPIRE PSW_JFETV3_B . B+		SPL.I	-	S207	021BS-38	19				HSSVMCB1	27	312100 J04	041	
030	SPIRE PSW_JFETV3_B . B-		SPL.I	-	S207	021BS-38	19				HSSVMCB1	27	312100 J04	030	
001	SPIRE PSW_JFETV3_B . SHD03		SPL.I	-	S207	021BS-38	19			Cabel S207 Shd daisy ch to Pin 01 at CVV side (A3)	HSSVMCB1	27	312100 J04	001	
-															
010	SPIRE PSW_JFETV4_B . B+		SPL.I	-	S208	021BS-38	20				HSSVMCB1	27	312100 J04	010	
011	SPIRE PSW_JFETV4_B . B-		SPL.I	-	S208	021BS-38	20				HSSVMCB1	27	312100 J04	011	
001	SPIRE PSW_JFETV4_B . SHD04		SPL.I	-	S208	021BS-38	20			Cabel S208 Shd daisy ch to Pin 01 at CVV side (A3)	HSSVMCB1	27	312100 J04	001	
-															
019	SPIRE PSW_JFETV5_B . B+		SPL.I	-	S209	021BS-38	21				HSSVMCB1	27	312100 J04	019	
029	SPIRE PSW_JFETV5_B . B-		SPL.I	-	S209	021BS-38	21				HSSVMCB1	27	312100 J04	029	
001	SPIRE PSW_JFETV5_B . SHD05		SPL.I	-	S209	021BS-38	21			Cabel S209 Shd daisy ch to Pin 01 at CVV side (A3)	HSSVMCB1	27	312100 J04	001	
-															
016	SPIRE PSW_JFETV6_B . B+		SPL.I	-	S210	021BS-38	22				HSSVMCB1	27	312100 J04	016	
027	SPIRE PSW_JFETV6_B . B-		SPL.I	-	S210	021BS-38	22				HSSVMCB1	27	312100 J04	027	
001	SPIRE PSW_JFETV6_B . SHD06		SPL.I	-	S210	021BS-38	22			Cabel S210 Shd daisy ch to Pin 01 at CVV side (A3)	HSSVMCB1	27	312100 J04	001	
-															
040	SPIRE PSW_Bias1/2_B . B+		SPK.I	-	S212	021BS-38	14				HSSVMCB1	27	312100 J04	040	
039	SPIRE PSW_Bias1/2_B . B-		SPK.I	-	S212	021BS-38	14				HSSVMCB1	27	312100 J04	039	
001	SPIRE PSW_Bias1/2_B . SHD07		SPK.I	-	S212	021BS-38	14			Cabel S212 Shd daisy ch to Pin 01 at CVV side (A3)	HSSVMCB1	27	312100 J04	001	
-															
018	SPIRE PSW_Bias3/4_B . B+		SPK.I	-	S213	021BS-38	15				HSSVMCB1	27	312100 J04	018	
028	SPIRE PSW_Bias3/4_B . B-		SPK.I	-	S213	021BS-38	15				HSSVMCB1	27	312100 J04	028	
001	SPIRE PSW_Bias3/4_B . SHD08		SPK.I	-	S213	021BS-38	15			Cabel S213 Shd daisy ch to Pin 01 at CVV side (A3)	HSSVMCB1	27	312100 J04	001	
-															
009	SPIRE PSW_Bias5/6_B . B+		SPK.I	-	S214	021BS-38	16				HSSVMCB1	27	312100 J04	009	
017	SPIRE PSW_Bias5/6_B . B-		SPK.I	-	S214	021BS-38	16				HSSVMCB1	27	312100 J04	017	
001	SPIRE PSW_Bias5/6_B . SHD09		SPK.I	-	S214	021BS-38	16			Cabel S214 Shd daisy ch to Pin 01 at CVV side (A3)	HSSVMCB1	27	312100 J04	001	
-															
-															

Astrium GmbH	**Pin Allocation List** (Harness)	Doc.No.: HP-2-ASED-IC-0016
Project: HERSCHEL		Issue: 1.0 Date: 21.04.2004
		Sheet: PAL-4 (of 9)

Connector: 211121 P26 **Function:** UFThr 250.8° (SPIRE XS-03JFP25,26,27,28) **Conn.-Type:** 197-012P24-35S (Plug)

Item: CVVUCR **Location:** 33 / CVV I/F CB Top PFM (CVVUCR) **Backshell:** G9254 F24 M / M24-03

EMC-Category: 2I/Sig H fr CVVFT to SVMCB

Pin	Signal Designation	Interface-Code Circuit	Signal	Pos.	Ch. ID	Wiring	Grouping: Shd	Cable	Twist	Comment	Target-Item	Location	Connector	Pin	New
005	SPIRE PSW_HTR GND B3		SPX.-	-	S434	010B0-30				Sum of Cable SHDs, not a Wire at J side	HSSVMCB1	27	312100 J04	005	
-															
013	SPIRE PSW_Heater_B1 . B1+		SPM.-	-	S215	021SS-38	23				HSSVMCB1	27	312100 J04	013	
012	SPIRE PSW_Heater_B1 . B1-		SPM.-	-	S215	021SS-38	23				HSSVMCB1	27	312100 J04	012	
005	SPIRE PSW_Heater_B1 . SHD10		SPM.-	-	S215	021SS-38	23			Cable Shd routed to Pin 005 at CVV side (routed as Gnd Wire B2)	HSSVMCB1	27	312100 J04	005	
-															
021	SPIRE PSW_Heater_B2 . B2+		SPM.-	-	S216	021SS-38	24				HSSVMCB1	27	312100 J04	021	
020	SPIRE PSW_Heater_B2 . B2-		SPM.-	-	S216	021SS-38	24				HSSVMCB1	27	312100 J04	020	
005	SPIRE PSW_Heater_B2 . SHD11		SPM.-	-	S216	021SS-38	24			Cable Shd routed to Pin 005 at CVV side (routed as Gnd Wire B2)	HSSVMCB1	27	312100 J04	005	
-															
031	SPIRE PSW_Heater_B3 . B3+		SPM.-	-	S217	021SS-38	25				HSSVMCB1	27	312100 J04	031	
043	SPIRE PSW_Heater_B3 . B3-		SPM.-	-	S217	021SS-38	25				HSSVMCB1	27	312100 J04	043	
005	SPIRE PSW_Heater_B3 . SHD12		SPM.-	-	S217	021SS-38	25			Cable Shd routed to Pin 005 at CVV side (B2)	HSSVMCB1	27	312100 J04	005	
-															
-	Faraday Link									Cable from P26 Faraday Shd con to Busbar ECR0039tbc					
-															
-															
064	SPIRE PMW_ GND A2		SPX.-	-	S435	010B0-30				GND Wire A2 con to cable 190-195 Shd	HSSVMCB1	27	312100 J04	064	
-															
086	SPIRE PMW_JFETV1_A . A+		SPH.I	-	S190	021BS-38	34				HSSVMCB1	27	312100 J04	086	
087	SPIRE PMW_JFETV1_A . A-		SPH.I	-	S190	021BS-38	34				HSSVMCB1	27	312100 J04	087	
064	SPIRE PMW_JFETV1_A . SHD01		SPH.I	-	S190	021BS-38	34			Cabel S190 Shd daisy ch to Pin 64 at CVV side (A2)	HSSVMCB1	27	312100 J04	064	
-															
097	SPIRE PMW_JFETV2_A . A+		SPH.I	-	S191	021BS-38	35				HSSVMCB1	27	312100 J04	097	
098	SPIRE PMW_JFETV2_A . A-		SPH.I	-	S191	021BS-38	35				HSSVMCB1	27	312100 J04	098	
064	SPIRE PMW_JFETV2_A . SHD02		SPH.I	-	S191	021BS-38	35			Cabel S191 Shd daisy ch to Pin 64 at CVV side (A2)	HSSVMCB1	27	312100 J04	064	
-															
108	SPIRE PMW_JFETV3_A . A+		SPH.I	-	S192	021BS-38	36				HSSVMCB1	27	312100 J04	108	
109	SPIRE PMW_JFETV3_A . A-		SPH.I	-	S192	021BS-38	36				HSSVMCB1	27	312100 J04	109	
064	SPIRE PMW_JFETV3_A . SHD03		SPH.I	-	S192	021BS-38	36			Cabel S192 Shd daisy ch to Pin 64 at CVV side (A2	HSSVMCB1	27	312100 J04	064	

Astrium GmbH	**Pin Allocation List** (Harness)	Doc.No.: HP-2-ASED-IC-0016
Project: HERSCHEL		Issue: 1.0 Date: 21.04.2004
		Sheet: PAL-5 (of 9)

Connector: 211121 P26 **Function:** UFThr 250.8° (SPIRE XS-03JFP25,26,27,28) **Conn.-Type:** 197-012P24-35S (Plug)

Item: CVVUCR **Location:** 33 / CVV I/F CB Top PFM (CVVUCR) **Backshell:** G9254 F24 M / M24-03

EMC-Category: 2I/Sig H fr CVVFT to SVMCB

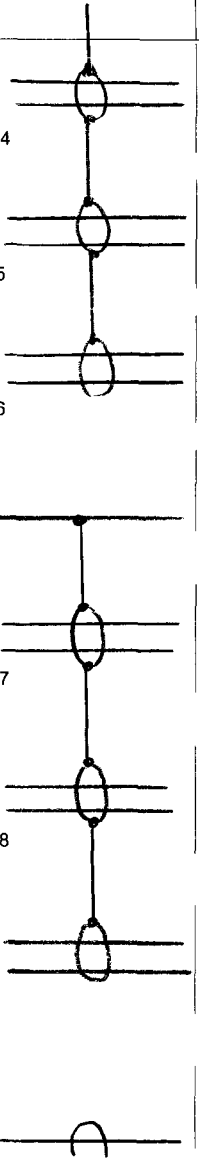

Pin	Signal Designation	Interface-Code Circuit	Signal	Pos.	Ch. ID	Wiring	Grouping: Shd	Cable	Twist	Comment	Target-Item	Location	Connector	Pin	New	
-																
116	SPIRE PMW_JFETV4_A . A+		SPH.I	-	S193	021BS-38	37				HSSVMCB1	27	312100 J04	116		
117	SPIRE PMW_JFETV4_A . A-		SPH.I	-	S193	021BS-38	37				HSSVMCB1	27	312100 J04	117		
064	SPIRE PMW_JFETV4_A . SHD04		SPH.I	-	S193	021BS-38	37			Cabel S193 Shd daisy ch to Pin 64 at CVV side (A2)	HSSVMCB1	27	312100 J04	064		
-																
076	SPIRE PMW_Bias1/2_A . A+		SPG.I	-	S194	021BS-38	32				HSSVMCB1	27	312100 J04	076		
077	SPIRE PMW_Bias1/2_A . A-		SPG.I	-	S194	021BS-38	32				HSSVMCB1	27	312100 J04	077		
064	SPIRE PMW_Bias1/2_A . SHD05		SPG.I	-	S194	021BS-38	32			Cabel S194 Shd daisy ch to Pin 64 at CVV side (A2)	HSSVMCB1	27	312100 J04	064		
-																
088	SPIRE PMW_Bias3/4_A . A+		SPG.I	-	S195	021BS-38	33				HSSVMCB1	27	312100 J04	088		
089	SPIRE PMW_Bias3/4_A . A-		SPG.I	-	S195	021BS-38	33				HSSVMCB1	27	312100 J04	089		
064	SPIRE PMW_Bias3/4_A . SHD06		SPG.I	-	S195	021BS-38	33			Cabel S195 Shd daisy ch to Pin 64 at CVV side (A2)	HSSVMCB1	27	312100 J04	064		
-																
-																
114	SPIRE HTR GND B2		SPX.-	-	S436	010B0-30				Sum of Cable SHDs, not a Wire at J side PAGE 132 to be clarified !!	HSSVMCB1	27	312100 J04	114		
-																
103	SPIRE PMW_Heater_A1 . A1+		SPJ.-	-	S197	021SS-38	38				HSSVMCB1	27	312100 J04	103		
113	SPIRE PMW_Heater_A1 . A1-		SPJ.-	-	S197	021SS-38	38				HSSVMCB1	27	312100 J04	113		
114	SPIRE PMW_Heater_A1 . SHD07		SPJ.-	-	S197	021SS-38	38			Cable Shd routed to Pin 114 at CVV side (routed as Gnd Wire B2)	HSSVMCB1	27	312100 J04	114		
-																
102	SPIRE PMW_Heater_A2 . A2+		SPJ.-	-	S198	021SS-38	39				HSSVMCB1	27	312100 J04	102		
101	SPIRE PMW_Heater_A2 . A2-		SPJ.-	-	S198	021SS-38	39				HSSVMCB1	27	312100 J04	101		
114	SPIRE PMW_Heater_A2 . SHD08		SPJ.-	-	S198	021SS-38	39			Cable Shd routed to Pin 114 at CVV side (routed as Gnd Wire B2)	HSSVMCB1	27	312100 J04	114		
-																
092	SPIRE PLW_Heater_A . A+		SPF.-	-	S199	021SS-38	31				HSSVMCB1	27	312100 J04	092		
104	SPIRE PLW_Heater_A . A-		SPF.-	-	S199	021SS-38	31				HSSVMCB1	27	312100 J04	104		
114	SPIRE PLW_Heater_A . SHD09		SPF.-	-	S199	021SS-38	31			Cable Shd routed to Pin 093 at CVV side (routed as Gnd Wire D2)	HSSVMCB1	27	312100 J04	114	3.	3.
-																
-																
99	SPIRE PLW_JFETV1_A . A+		SPE.I	-	S200	021BS-38	29				HSSVMCB1	27	312100 J04	99		

Astrium GmbH	Pin Allocation List (Harness)	Doc.No.: HP-2-ASED-IC-0016
Project: HERSCHEL		Issue: 1.0 Date: 21.04.2004
		Sheet: PAL-6 (of 9)

Connector: 211121 P26 **Function:** UFThr 250.8° (SPIRE XS-03JFP25,26,27,28) **Conn.-Type:** 197-012P24-35S (Plug)

Item: CVVUCR **Location:** 33 / CVV I/F CB Top PFM (CVVUCR) **Backshell:** G9254 F24 M / M24-03

EMC-Category: 2I/Sig H fr CVVFT to SVMCB



Pin	Signal Designation	Interface-Code Circuit	Signal	Pos.	Ch. ID	Wiring	Grouping: Shd	Cable	Twist	Comment	Target-Item	Location	Connector	Pin	New
100	SPIRE PLW_JFETV1_A . A-		SPE.I	-	S200	021BS-38	29				HSSVMCB1	27	312100 J04	100	
128	SPIRE PLW_JFETV1_A . SHD10		SPE.I	-	S200	021BS-38	29			Cabel S200 Shd daisy ch to Pin 128 at CVV side (C2)	HSSVMCB1	27	312100 J04	128	
-															
110	SPIRE PLW_JFETV2_A . A+		SPE.I	-	S201	021BS-38	30				HSSVMCB1	27	312100 J04	110	
111	SPIRE PLW_JFETV2_A . A-		SPE.I	-	S201	021BS-38	30				HSSVMCB1	27	312100 J04	111	
128	SPIRE PLW_JFETV2_A . SHD11		SPE.I	-	S201	021BS-38	30			Cabel S201Shd daisy ch to Pin 128 at CVV side (C2)	HSSVMCB1	27	312100 J04	128	
-															
118	SPIRE PLW_Bias1_A . A+		SPD.I	-	S202	021BS-38	27				HSSVMCB1	27	312100 J04	118	
119	SPIRE PLW_Bias1_A . A-		SPD.I	-	S202	021BS-38	27				HSSVMCB1	27	312100 J04	119	
128	SPIRE PLW_Bias1_A . SHD12		SPD.I	-	S202	021BS-38	27			Cabel Shd daisy ch to Pin 128 at CVV side (C2)	HSSVMCB1	27	312100 J04	128	
-															
112	SPIRE PLW_Bias2_A . A+		SPD.I	-	S203	021BS-38	28				HSSVMCB1	27	312100 J04	112	
120	SPIRE PLW_Bias2_A . A-		SPD.I	-	S203	021BS-38	28				HSSVMCB1	27	312100 J04	120	
128	SPIRE PLW_Bias2_A . SHD13		SPD.I	-	S203	021BS-38	28			Cabel Shd daisy ch to Pin 128 at CVV side (C2)	HSSVMCB1	27	312100 J04	128	
-															
128	SPIRE PLW GND C2		SPX.-	-	S437	010B0-30				GND Wire C2 con to Cable SHDs	HSSVMCB1	27	312100 J04	128	
-															
-	Faraday Link									Cable from P27 Faraday Shd con to Busbar ECR0039tbc					
-															
-															
006	SPIRE PMW_ GND A4		SPX.-	-	S438	010B0-30				GND Wire A4 con to P28 SHDs	HSSVMCB1	27	312100 J04	006	
-															
007	SPIRE PMW_JFETV1_B . B+		SPH.I	-	S219	021BS-38	49				HSSVMCB1	27	312100 J04	007	
014	SPIRE PMW_JFETV1_B . B-		SPH.I	-	S219	021BS-38	49				HSSVMCB1	27	312100 J04	014	
006	SPIRE PMW_JFETV1_B . SHD01		SPH.I	-	S219	021BS-38	49			Cabel Shd daisy ch to Pin 06 at CVV side (A4)	HSSVMCB1	27	312100 J04	006	
-															
024	SPIRE PMW_JFETV2_B . B+		SPH.I	-	S220	021BS-38	50				HSSVMCB1	27	312100 J04	024	
035	SPIRE PMW_JFETV2_B . B-		SPH.I	-	S220	021BS-38	50				HSSVMCB1	27	312100 J04	035	
006	SPIRE PMW_JFETV2_B . SHD02		SPH.I	-	S220	021BS-38	50			Cabel Shd daisy ch to Pin 06 at CVV side (A4)	HSSVMCB1	27	312100 J04	006	
-															
023	SPIRE PMW_JFETV3_B . B+		SPH.I	-	S221	021BS-38	51				HSSVMCB1	27	312100 J04	023	
034	SPIRE PMW_JFETV3_B . B-		SPH.I	-	S221	021BS-38	51				HSSVMCB1	27	312100 J04	034	

Pin Allocation List

(Harness)

Connector: 211121 P26 **Function:** UFThr 250.8° (SPIRE XS-03JFP25,26,27,28) **Conn.-Type:** 197-012P24-35S (Plug)

Item: CVVUCR **Location:** 33 / CVV I/F CB Top PFM (CVVUCR) **Backshell:** G9254 F24 M / M24-03

EMC-Category: 2I/Sig H fr CVVFT to SVMCB

Pin	Signal Designation	Interface-Code Circuit	Signal	Pos.	Ch. ID	Wiring	Grouping: Shd	Cable	Twist	Comment	Target-Item	Location	Connector	Pin	New
006	SPIRE PMW_JFETV3_B . SHD03		SPH.I	-	S221	021BS-38	51			Cabel Shd daisy ch to Pin 06 at CVV side (A4)	HSSVMCB1	27	312100 J04	006	
-															
033	SPIRE PMW_JFETV4_B . B+		SPH.I	-	S222	021BS-38	52				HSSVMCB1	27	312100 J04	033	
045	SPIRE PMW_JFETV4_B . B-		SPH.I	-	S222	021BS-38	52				HSSVMCB1	27	312100 J04	045	
006	SPIRE PMW_JFETV4_B . SHD04		SPH.I	-	S222	021BS-38	52			Cabel Shd daisy ch to Pin 06 at CVV side (A4)	HSSVMCB1	27	312100 J04	006	
-															
044	SPIRE PMW_Bias1/2_B . B+		SPG.I	-	S223	021BS-38	47				HSSVMCB1	27	312100 J04	044	
056	SPIRE PMW_Bias1/2_B . B-		SPG.I	-	S223	021BS-38	47				HSSVMCB1	27	312100 J04	056	
006	SPIRE PMW_Bias1/2_B . SHD05		SPG.I	-	S223	021BS-38	47			Cabel Shd daisy ch to Pin 06 at CVV side (A4)	HSSVMCB1	27	312100 J04	006	
-															
022	SPIRE PMW_Bias3/4_B . B+		SPG.I	-	S224	021BS-38	48				HSSVMCB1	27	312100 J04	022	
032	SPIRE PMW_Bias3/4_B . B-		SPG.I	-	S224	021BS-38	48				HSSVMCB1	27	312100 J04	032	
006	SPIRE PMW_Bias3/4_B . SHD06		SPG.I	-	S224	021BS-38	48			Cabel Shd daisy ch to Pin 06 at CVV side (A4)	HSSVMCB1	27	312100 J04	006	
-															
-															
055	SPIRE PMW_Heater_B1 . B1+		SPJ.-	-	S226	021SS-38	53				HSSVMCB1	27	312100 J04	055	
066	SPIRE PMW_Heater_B1 . B1-		SPJ.-	-	S226	021SS-38	53				HSSVMCB1	27	312100 J04	066	
065	SPIRE PMW_Heater_B1 . SHD07		SPJ.-	-	S226	021SS-38	53			Cable Shd routed to Pin 65 at CVV side (routed as Gnd Wire D4)	HSSVMCB1	27	312100 J04	065	
-															
067	SPIRE PMW_Heater_B2 . B2+		SPJ.-	-	S227	021SS-38	54				HSSVMCB1	27	312100 J04	067	
078	SPIRE PMW_Heater_B2 . B2-		SPJ.-	-	S227	021SS-38	54				HSSVMCB1	27	312100 J04	078	
065	SPIRE PMW_Heater_B2 . SHD08		SPJ.-	-	S227	021SS-38	54			Cable Shd routed to Pin 65 at CVV side (routed as Gnd Wire D4)	HSSVMCB1	27	312100 J04	065	
-															
090	SPIRE PLW_Heater_B . B+		SPF.-	-	S228	021SS-38	46				HSSVMCB1	27	312100 J04	090	
079	SPIRE PLW_Heater_B . B-		SPF.-	-	S228	021SS-38	46				HSSVMCB1	27	312100 J04	079	
065	SPIRE PLW_Heater_B . SHD09		SPF.-	-	S228	021SS-38	46			Cable Shd routed to Pin 65 at CVV side (routed as Gnd Wire D4)	HSSVMCB1	27	312100 J04	065	
-															
-															
091	SPIRE PLW_ GND C4		SPX.-	-	S440	010B0-30				GND Wire C4 con to Cable SHDs	HSSVMCB1	27	312100 J04	091	
-															

Pin Allocation List

(Harness)

Connector: 211121 P26
Item: CVVUCR
EMC-Category: 2I/Sig H fr CVVFT to SVMCB

Function: UFThr 250.8° (SPIRE XS-03JFP25,26,27,28)
Location: 33 / CVV I/F CB Top PFM (CVVUCR)

Conn.-Type: 197-012P24-35S (Plug)
Backshell: G9254 F24 M / M24-03

Pin	Signal Designation	Interface-Code Circuit	Signal	Pos.	Ch. ID	Wiring	Grouping: Shd	Cable	Twist	Comment	Target-Item	Location	Connector	Pin	New
070	SPIRE PLW_JFETV1_B . B+		SPE.I	-	S229	021BS-38	44				HSSVMCB1	27	312100 J04	070	
081	SPIRE PLW_JFETV1_B . B-		SPE.I	-	S229	021BS-38	44				HSSVMCB1	27	312100 J04	081	
091	SPIRE PLW_JFETV1_B . SHD10		SPE.I	-	S229	021BS-38	44			Cabel S229 Shd daisy ch to Pin 91 at CVV side (C4)	HSSVMCB1	27	312100 J04	091	
-															
069	SPIRE PLW_JFETV2_B . B+		SPE.I	-	S230	021BS-38	45				HSSVMCB1	27	312100 J04	069	
080	SPIRE PLW_JFETV2_B . B-		SPE.I	-	S230	021BS-38	45				HSSVMCB1	27	312100 J04	080	
091	SPIRE PLW_JFETV2_B . SHD11		SPE.I	-	S230	021BS-38	45			Cabel S230 Shd daisy ch to Pin 91 at CVV side (C4)	HSSVMCB1	27	312100 J04	091	
-															
068	SPIRE PLW_Bias1_B . B+		SPD.I	-	S231	021BS-38	42				HSSVMCB1	27	312100 J04	068	
057	SPIRE PLW_Bias1_B . B-		SPD.I	-	S231	021BS-38	42				HSSVMCB1	27	312100 J04	057	
091	SPIRE PLW_Bias1_B . SHD12		SPD.I	-	S231	021BS-38	42			Cabel S231 Shd daisy ch to Pin 91 at CVV side (C4)	HSSVMCB1	27	312100 J04	091	
-															
058	SPIRE PLW_Bias2_B . B+		SPD.I	-	S232	021BS-38	43				HSSVMCB1	27	312100 J04	058	
046	SPIRE PLW_Bias2_B . B-		SPD.I	-	S232	021BS-38	43				HSSVMCB1	27	312100 J04	046	
091	SPIRE PLW_Bias2_B . SHD13		SPD.I	-	S232	021BS-38	43			Cabel S232Shd daisy ch to Pin 91 at CVV side (C4)	HSSVMCB1	27	312100 J04	091	
-															
-	Faraday Link									Cable from P28 Faraday Shd con to Busbar ECR0039tbc					
-															
-															
002	Faraday Shd Pins			-						Connected to Busbar ECR 0039 tbc					
003	Faraday Shd Pins			-						Connected to Busbar ECR 0039 tbc					
004	Faraday Shd Pins			-						Connected to Busbar ECR 0039 tbc					
005	Faraday Shd Pins			-						Connected to Busbar ECR 0039 tbc					
007	Faraday Shd Pins			-						Connected to Busbar ECR 0039 tbc					
008	Faraday Shd Pins			-						Connected to Busbar ECR 0039 tbc					
015	Faraday Shd Pins			-						Connected to Busbar ECR 0039 tbc					
025	Faraday Shd Pins			-						Connected to Busbar ECR 0039 tbc					

Astrium GmbH	Pin Allocation List (Harness)	Doc.No.: HP-2-ASED-IC-0016
Project: HERSCHEL		Issue: 1.0 Date: 21.04.2004
		Sheet: PAL-9 (of 9)

Connector: 211121 P26 **Function:** UFThr 250.8° (SPIRE XS-03JFP25,26,27,28) **Conn.-Type:** 197-012P24-35S (Plug)

Item: CVVUCR **Location:** 33 / CVV I/F CB Top PFM (CVVUCR) **Backshell:** G9254 F24 M / M24-03

EMC-Category: 2I/Sig H fr CVVFT to SVMCB

Pin	Signal Designation	Interface-Code Circuit	Signal	Pos.	Ch. ID	Wiring	Grouping: Shd	Cable	Twist	Comment	Target-Item	Location	Connector	Pin	New
047	Faraday Shd Pins			-						Connected to Busbar ECR 0039 tbc					
065	Faraday Shd Pins			-						Connected to Busbar ECR 0039 tbc					
082	Faraday Shd Pins			-						Connected to Busbar ECR 0039 tbc					
093	Faraday Shd Pins			-						Connected to Busbar ECR 0039 tbc					
094	Faraday Shd Pins			-						Connected to Busbar ECR 0039 tbc					
105	Faraday Shd Pins			-						Connected to Busbar ECR 0039 tbc					
114	Faraday Shd Pins			-						Connected to Busbar ECR 0039 tbc					
115	Faraday Shd Pins			-						Connected to Busbar ECR 0039 tbc					
121	Faraday Shd Pins			-						Connected to Busbar ECR 0039 tbc					
122	Faraday Shd Pins			-						Connected to Busbar ECR 0039 tbc					
123	Faraday Shd Pins			-						Connected to Busbar ECR 0039 tbc					
124	Faraday Shd Pins			-						Connected to Busbar ECR 0039 tbc					
125	Faraday Shd Pins			-						Connected to Busbar ECR 0039 tbc					
126	Faraday Shd Pins			-						Connected to Busbar ECR 0039 tbc					
127	Faraday Shd Pins			-						Connected to Busbar ECR 0039 tbc					
-															
CH	Connector Housing									CH isolated from Faraday Shd					
-	Insulating Jacket									Insulating Jacket between Bundle Overall Shd and Faraday Shd					
-	Bundle Overall Shd									Bundle Overall Shd co to Backshell					
-	to inner overall shield														3.

Astrium GmbH	**Pin Allocation List** (Harness)	Doc.No.: HP-2-ASED-IC-0016
Project: HERSCHEL		Issue: 1.0 Date: 21.04.2004
		Sheet: PAL-1 (of 8)

Connector: 211121 P22 **Function:** UFThr 193.0° (SPIRE XS-04JFP21,22,23,24) **Conn.-Type:** 197-012P24-35S (Plug)

Item: CVVUCR **Location:** 33 / CVV I/F CB Top PFM (CVVUCR) **Backshell:** G9254 F24 M / M24-03

EMC-Category: 2I/Sig H fr CVVFT to SVMCB

Pin	Signal Designation	Interface-Code Circuit	Signal	Pos.	Ch. ID	Wiring	Grouping: Shd	Cable	Twist	Comment	Target-Item	Location	Connector	Pin	New
036	SPIRE PMW B04 GND WIRE A1		SPX.-	-	S441	010B0-30				Con to Cable from P24 GND/Shds	HSSVMCB1	27	312100 J03	036	
-															
026	SPIRE PMW Ch01 to 04 . 1+		SPB.I	-	S067	021SS-38	1			PMW-F10	HSSVMCB1	27	312100 J03	026	
037	SPIRE PMW Ch01 to 04 . 1-		SPB.I	-	S067	021SS-38	1				HSSVMCB1	27	312100 J03	037	
036	SPIRE PMW Ch01 to 04 . 1gnd		SPB.I	-	S067	021SS-38	1			Daisy ch to Pin 36 (A1)	HSSVMCB1	27	312100 J03	036	
-															
038	SPIRE PMW Ch01 to 04 . 2+		SPB.I	-	S067	021SS-38	1			PMW-E11	HSSVMCB1	27	312100 J03	038	
049	SPIRE PMW Ch01 to 04 . 2-		SPB.I	-	S067	021SS-38	1				HSSVMCB1	27	312100 J03	049	
036	SPIRE PMW Ch01 to 04 . 2gnd		SPB.I	-	S067	021SS-38	1			Daisy ch to Pin 36 (A1)	HSSVMCB1	27	312100 J03	036	
-															
048	SPIRE PMW Ch01 to 04 . 3+		SPB.I	-	S067	021SS-38	1			PMW-G11	HSSVMCB1	27	312100 J03	048	
060	SPIRE PMW Ch01 to 04 . 3-		SPB.I	-	S067	021SS-38	1				HSSVMCB1	27	312100 J03	060	
036	SPIRE PMW Ch01 to 04 . 3gnd		SPB.I	-	S067	021SS-38	1			Daisy ch to Pin 36 (A1)	HSSVMCB1	27	312100 J03	036	
-															
059	SPIRE PMW Ch01 to 04 . 4+		SPB.I	-	S067	021SS-38	1			PMW-F11	HSSVMCB1	27	312100 J03	059	
071	SPIRE PMW Ch01 to 04 . 4-		SPB.I	-	S067	021SS-38	1				HSSVMCB1	27	312100 J03	071	
036	SPIRE PMW Ch01 to 04 . 4gnd		SPB.I	-	S067	021SS-38	1			Daisy ch to Pin 36 (A1)	HSSVMCB1	27	312100 J03	036	
-															
-															
050	SPIRE PMW Ch05 to 08 . 5+		SPB.I	-	S068	021SS-38	2			PMW-E12	HSSVMCB1	27	312100 J03	050	
061	SPIRE PMW Ch05 to 08 . 5-		SPB.I	-	S068	021SS-38	2				HSSVMCB1	27	312100 J03	061	
036	SPIRE PMW Ch05 to 08 . 5gnd		SPB.I	-	S068	021SS-38	2			Daisy ch to Pin 36 (A1)	HSSVMCB1	27	312100 J03	036	
-															
062	SPIRE PMW Ch05 to 08 . 6+		SPB.I	-	S068	021SS-38	2			PMW-G12	HSSVMCB1	27	312100 J03	062	
051	SPIRE PMW Ch05 to 08 . 6-		SPB.I	-	S068	021SS-38	2				HSSVMCB1	27	312100 J03	051	
036	SPIRE PMW Ch05 to 08 . 6gnd		SPB.I	-	S068	021SS-38	2			Daisy ch to Pin 36 (A1)	HSSVMCB1	27	312100 J03	036	
-															
063	SPIRE PMW Ch05 to 08 . 7+		SPB.I	-	S068	021SS-38	2			PMW-F12	HSSVMCB1	27	312100 J03	063	
075	SPIRE PMW Ch05 to 08 . 7-		SPB.I	-	S068	021SS-38	2				HSSVMCB1	27	312100 J03	075	
036	SPIRE PMW Ch05 to 08 . 7gnd		SPB.I	-	S068	021SS-38	2			Daisy ch to Pin 36 (A1)	HSSVMCB1	27	312100 J03	036	
-															
074	SPIRE PMW Ch05 to 08 . 8+		SPB.I	-	S068	021SS-38	2			PMW-G13	HSSVMCB1	27	312100 J03	074	
073	SPIRE PMW Ch05 to 08 . 8-		SPB.I	-	S068	021SS-38	2				HSSVMCB1	27	312100 J03	073	
036	SPIRE PMW Ch05 to 08 . 8gnd		SPB.I	-	S068	021SS-38	2			Daisy ch to Pin 36 (A1)	HSSVMCB1	27	312100 J03	036	
-															
-															
083	SPIRE PMW Ch09 to 12 . 9+		SPB.I	-	S069	021SS-38	3			PMW-DK2	HSSVMCB1	27	312100 J03	083	
072	SPIRE PMW Ch09 to 12 . 9-		SPB.I	-	S069	021SS-38	3				HSSVMCB1	27	312100 J03	072	

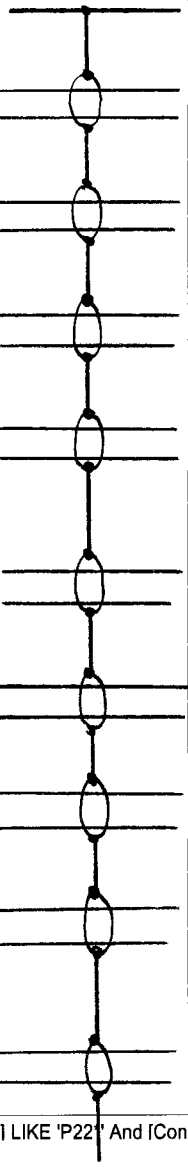

Astrium GmbH	**Pin Allocation List** (Harness)	Doc.No.: HP-2-ASED-IC-0016
Project: HERSCHEL		Issue: 1.0 Date: 21.04.2004
		Sheet: PAL-2 (of 8)

Connector: 211121 P22 **Function:** UFThr 193.0° (SPIRE XS-04JFP21,22,23,24) **Conn.-Type:** 197-012P24-35S (Plug)

Item: CVVUCR **Location:** 33 / CVV I/F CB Top PFM (CVVUCR) **Backshell:** G9254 F24 M / M24-03

EMC-Category: 2I/Sig H fr CVVFT to SVMCB

Pin	Signal Designation	Interface-Code Circuit	Signal	Pos.	Ch. ID	Wiring	Grouping: Shd	Cable	Twist	Comment	Target-Item	Location	Connector	Pin	New	
036	SPIRE PMW Ch09 to 12 . 9gnd		SPB.I	-	S069	021SS-38	3			Daisy ch to Pin 36 (A1)	HSSVMCB1	27	312100 J03	036		
-																
095	SPIRE PMW Ch09 to 12 . 10+		SPB.I	-	S069	021SS-38	3			SPARE Channel	HSSVMCB1	27	312100 J03	095		
084	SPIRE PMW Ch09 to 12 . 10-		SPB.I	-	S069	021SS-38	3			SPARE Channel	HSSVMCB1	27	312100 J03	084		
036	SPIRE PMW Ch09 to 12 . 10gnd		SPB.I	-	S069	021SS-38	3			Daisy ch to Pin 36 (A1)	HSSVMCB1	27	312100 J03	036		
-																
096	SPIRE PMW Ch09 to 12 . 11+		SPB.I	-	S069	021SS-38	3			SPARE Channel	HSSVMCB1	27	312100 J03	096		
085	SPIRE PMW Ch09 to 12 . 11-		SPB.I	-	S069	021SS-38	3			SPARE Channel	HSSVMCB1	27	312100 J03	085		
036	SPIRE PMW Ch09 to 12 . 11gnd		SPB.I	-	S069	021SS-38	3			Daisy ch to Pin 36 (A1)	HSSVMCB1	27	312100 J03	036		
-																
106	SPIRE PMW Ch09 to 12 . 12+		SPB.I	-	S069	021SS-38	3			SPARE Channel	HSSVMCB1	27	312100 J03	106		
107	SPIRE PMW Ch09 to 12 . 12-		SPB.I	-	S069	021SS-38	3			SPARE Channel	HSSVMCB1	27	312100 J03	107		
036	SPIRE PMW Ch09 to 12 . 12gnd		SPB.I	-	S069	021SS-38	3			Daisy ch to Pin 36 (A1)	HSSVMCB1	27	312100 J03	036		
-																
-	Faraday link									Cable from P24 Faraday Shd con to Busbar tbc						
-																
-																
128	SPIRE PMW B04 GND Wire A2		SPX.-	-	S442	010B0-30				Con to Cable from P23 GND/Shds	HSSVMCB1	27	312100 J03	128		
-																
086	SPIRE PMW Ch 13 to 16 . 13+		SPB.I	-	S072	021SS-38	4			PMW-E7	HSSVMCB1	27	312100 J03	086		
087	SPIRE PMW Ch 13 to 16 . 13-		SPB.I	-	S072	021SS-38	4				HSSVMCB1	27	312100 J03	087		
036	SPIRE PMW Ch 13 to 16 . 13gnd		SPB.I	-	S072	021SS-38	4			Daisy ch to Pin 128 (A2)	HSSVMCB1	27	312100 J03	036	3.	3.
-																
097	SPIRE PMW Ch 13 to 16 . 14+		SPB.I	-	S072	021SS-38	4			PMW-D7	HSSVMCB1	27	312100 J03	097		
098	SPIRE PMW Ch 13 to 16 . 14-		SPB.I	-	S072	021SS-38	4				HSSVMCB1	27	312100 J03	098		
036	SPIRE PMW Ch 13 to 16 . 14gnd		SPB.I	-	S072	021SS-38	4			Daisy ch to Pin 128 (A2)	HSSVMCB1	27	312100 J03	036	3.	3.
-																
108	SPIRE PMW Ch 13 to 16 . 15+		SPB.I	-	S072	021SS-38	4			PMW-F7	HSSVMCB1	27	312100 J03	108		
109	SPIRE PMW Ch 13 to 16 . 15-		SPB.I	-	S072	021SS-38	4				HSSVMCB1	27	312100 J03	109		
036	SPIRE PMW Ch 13 to 16 . 15gnd		SPB.I	-	S072	021SS-38	4			Daisy ch to Pin 128 (A2)	HSSVMCB1	27	312100 J03	036	3.	3.
-																
116	SPIRE PMW Ch 13 to 16 . 16+		SPB.I	-	S072	021SS-38	4			PMW-E8	HSSVMCB1	27	312100 J03	116		
117	SPIRE PMW Ch 13 to 16 . 16-		SPB.I	-	S072	021SS-38	4				HSSVMCB1	27	312100 J03	117		
036	SPIRE PMW Ch 13 to 16 . 16gnd		SPB.I	-	S072	021SS-38	4			Daisy ch to Pin 128 (A2)	HSSVMCB1	27	312100 J03	036	3.	3.
-																
-																
055	SPIRE PMW Ch17 to 19 . 17+		SPB.I	-	S073	021SS-38	5			PMW-G8	HSSVMCB1	27	312100 J03	055		

Astrium GmbH	Pin Allocation List (Harness)	Doc.No.: HP-2-ASED-IC-0016
Project: HERSCHEL		Issue: 1.0 Date: 21.04.2004
		Sheet: PAL-3 (of 8)

Connector: 211121 P22 **Function:** UFThr 193.0° (SPIRE XS-04JFP21,22,23,24) **Conn.-Type:** 197-012P24-35S (Plug)

Item: CVVUCR **Location:** 33 / CVV I/F CB Top PFM (CVVUCR) **Backshell:** G9254 F24 M / M24-03

EMC-Category: 2I/Sig H fr CVVFT to SVMCB

Pin	Signal Designation	Interface-Code Circuit	Signal	Pos.	Ch. ID	Wiring	Grouping: Shd	Cable	Twist	Comment	Target-Item	Location	Connector	Pin	New
066	SPIRE PMW Ch17 to 19 . 17-		SPB.I	-	S073	021SS-38	5				HSSVMCB1	27	312100 J03	066	
128	SPIRE PMW Ch17 to 19 . 17gnd		SPB.I	-	S073	021SS-38	5			Daisy ch to Pin 128 (A2)	HSSVMCB1	27	312100 J03	128	
-															
067	SPIRE PMW Ch17 to 19 . 18+		SPB.I	-	S073	021SS-38	5			PMW-F8	HSSVMCB1	27	312100 J03	067	
078	SPIRE PMW Ch17 to 19 . 18-		SPB.I	-	S073	021SS-38	5				HSSVMCB1	27	312100 J03	078	
128	SPIRE PMW Ch17 to 19 . 18gnd		SPB.I	-	S073	021SS-38	5			Daisy ch to Pin 128 (A2)	HSSVMCB1	27	312100 J03	128	
-															
076	SPIRE PMW Ch17 to 19 . 19+		SPB.I	-	S073	021SS-38	5			PMW-E9	HSSVMCB1	27	312100 J03	076	
077	SPIRE PMW Ch17 to 19 . 19-		SPB.I	-	S073	021SS-38	5				HSSVMCB1	27	312100 J03	077	
128	SPIRE PMW Ch17 to 19 . 19gnd		SPB.I	-	S073	021SS-38	5			Daisy ch to Pin 128 (A2)	HSSVMCB1	27	312100 J03	128	
-															
088	SPIRE PMW Ch 20 . 20+		SPB.-	-	S73A	12AXD-38	5			PMW-G9	HSSVMCB1	27	312100 J03	088	
089	SPIRE PMW Ch 20 . 20-		SPB.-	-	S73A	12AXD-38	5				HSSVMCB1	27	312100 J03	089	
128	SPIRE PMW Ch 20 . 20gnd		SPB.-	-	S73A	12AXD-38	5			Daisy ch to Pin 128 (A2)	HSSVMCB1	27	312100 J03	128	
-															
-															
099	SPIRE PMW Ch21 to 24 . 21+		SPB.I	-	S074	021SS-38	6			PMW-D9	HSSVMCB1	27	312100 J03	099	
100	SPIRE PMW Ch21 to 24 . 21-		SPB.I	-	S074	021SS-38	6				HSSVMCB1	27	312100 J03	100	
128	SPIRE PMW Ch21 to 24 . 21gnd		SPB.I	-	S074	021SS-38	6			Daisy ch to Pin 128 (A2)	HSSVMCB1	27	312100 J03	128	
-															
110	SPIRE PMW Ch21 to 24 . 22+		SPB.I	-	S074	021SS-38	6			PMW-F9	HSSVMCB1	27	312100 J03	110	
111	SPIRE PMW Ch21 to 24 . 22-		SPB.I	-	S074	021SS-38	6				HSSVMCB1	27	312100 J03	111	
128	SPIRE PMW Ch21 to 24 . 22gnd		SPB.I	-	S074	021SS-38	6			Daisy ch to Pin 128 (A2)	HSSVMCB1	27	312100 J03	128	
-															
118	SPIRE PMW Ch21 to 24 . 23+		SPB.I	-	S074	021SS-38	6			PMW-E10	HSSVMCB1	27	312100 J03	118	
119	SPIRE PMW Ch21 to 24 . 23-		SPB.I	-	S074	021SS-38	6				HSSVMCB1	27	312100 J03	119	
128	SPIRE PMW Ch21 to 24 . 23gnd		SPB.I	-	S074	021SS-38	6			Daisy ch to Pin 128 (A2)	HSSVMCB1	27	312100 J03	128	
-															
112	SPIRE PMW Ch21 to 24 . 24+		SPB.I	-	S074	021SS-38	6			PMW-G10	HSSVMCB1	27	312100 J03	112	
120	SPIRE PMW Ch21 to 24 . 24-		SPB.I	-	S074	021SS-38	6				HSSVMCB1	27	312100 J03	120	
128	SPIRE PMW Ch21 to 24 . 24gnd		SPB.I	-	S074	021SS-38	6			Daisy ch to Pin 128 (A2)	HSSVMCB1	27	312100 J03	128	
-															
-	Faraday link									Cable from P23 Faraday Shd con to Busbar tbc					
-															
-															
047	SPIRE PMW B04 GND Wire A3		SPX.-	-	S443	010B0-30				Con to Cable from P22 GND /Shds	HSSVMCB1	27	312100 J03	047	
-															

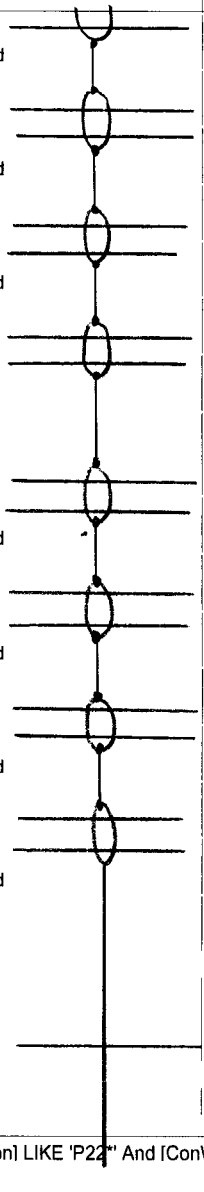

Astrium GmbH	**Pin Allocation List** (Harness)	Doc.No.: HP-2-ASED-IC-0016
Project: HERSCHEL		Issue: 1.0 Date: 21.04.2004
		Sheet: PAL-4 (of 8)

Connector: 211121 P22 **Function:** UFThr 193.0° (SPIRE XS-04JFP21,22,23,24) **Conn.-Type:** 197-012P24-35S (Plug)

Item: CVVUCR **Location:** 33 / CVV I/F CB Top PFM (CVVUCR) **Backshell:** G9254 F24 M / M24-03

EMC-Category: 2I/Sig H fr CVVFT to SVMCB

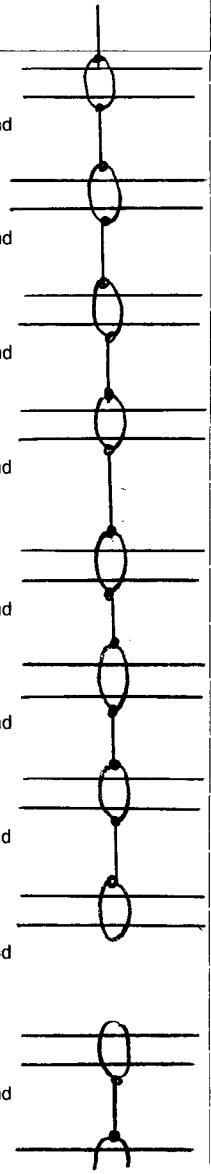

Pin	Signal Designation	Interface-Code Circuit	Signal	Pos.	Ch. ID	Wiring	Grouping: Shd	Cable	Twist	Comment	Target-Item	Location	Connector	Pin	New	
090	SPIRE PMW Ch25 to 28 . 25+		SPB.I	-	S076	021SS-38	8			PMW-C4	HSSVMCB1	27	312100 J03	090		
079	SPIRE PMW Ch25 to 28 . 25-		SPB.I	-	S076	021SS-38	8				HSSVMCB1	27	312100 J03	079		
128	SPIRE PMW Ch25 to 28 . 25gnd		SPB.I	-	S076	021SS-38	8			Daisy ch to Pin 47 (A3)	HSSVMCB1	27	312100 J03	128	3.	3.
-																
102	SPIRE PMW Ch25 to 28 . 26+		SPB.I	-	S076	021SS-38	8			PMW-B3	HSSVMCB1	27	312100 J03	102		
101	SPIRE PMW Ch25 to 28 . 26-		SPB.I	-	S076	021SS-38	8				HSSVMCB1	27	312100 J03	101		
128	SPIRE PMW Ch25 to 28 . 26gnd		SPB.I	-	S076	021SS-38	8			Daisy ch to Pin 47 (A3)	HSSVMCB1	27	312100 J03	128	3.	3.
-																
092	SPIRE PMW Ch25 to 28 . 27+		SPB.I	-	S076	021SS-38	8			PMW-C3	HSSVMCB1	27	312100 J03	092		
091	SPIRE PMW Ch25 to 28 . 27-		SPB.I	-	S076	021SS-38	8				HSSVMCB1	27	312100 J03	091		
128	SPIRE PMW Ch25 to 28 . 27gnd		SPB.I	-	S076	021SS-38	8			Daisy ch to Pin 47 (A3)	HSSVMCB1	27	312100 J03	128	3.	3.
-																
103	SPIRE PMW Ch25 to 28 . 28+		SPB.I	-	S076	021SS-38	8			PMW-B2	HSSVMCB1	27	312100 J03	103		
113	SPIRE PMW Ch25 to 28 . 28-		SPB.I	-	S076	021SS-38	8				HSSVMCB1	27	312100 J03	113		
128	SPIRE PMW Ch25 to 28 . 28gnd		SPB.I	-	S076	021SS-38	8			Daisy ch to Pin 47 (A3)	HSSVMCB1	27	312100 J03	128	3.	3.
-																
-																
058	SPIRE PMW Ch29 to 32 . 29+		SPB.I	-	S077	021SS-38	9			PMW-D2	HSSVMCB1	27	312100 J03	058		
046	SPIRE PMW Ch29 to 32 . 29-		SPB.I	-	S077	021SS-38	9				HSSVMCB1	27	312100 J03	046		
128	SPIRE PMW Ch29 to 32 . 29gnd		SPB.I	-	S077	021SS-38	9			Daisy ch to Pin 47 (A3)	HSSVMCB1	27	312100 J03	128	3.	3.
-																
068	SPIRE PMW Ch29 to 32 . 30+		SPB.I	-	S077	021SS-38	9			PMW-A3	HSSVMCB1	27	312100 J03	068		
057	SPIRE PMW Ch29 to 32 . 30-		SPB.I	-	S077	021SS-38	9				HSSVMCB1	27	312100 J03	057		
128	SPIRE PMW Ch29 to 32 . 30gnd		SPB.I	-	S077	021SS-38	9			Daisy ch to Pin 47 (A3)	HSSVMCB1	27	312100 J03	128	3.	3.
-																
069	SPIRE PMW Ch29 to 32 . 31+		SPB.I	-	S077	021SS-38	9			PMW-A2	HSSVMCB1	27	312100 J03	069		
080	SPIRE PMW Ch29 to 32 . 31-		SPB.I	-	S077	021SS-38	9				HSSVMCB1	27	312100 J03	080		
128	SPIRE PMW Ch29 to 32 . 31gnd		SPB.I	-	S077	021SS-38	9			Daisy ch to Pin 47 (A3)	HSSVMCB1	27	312100 J03	128	3.	3.
-																
070	SPIRE PMW Ch29 to 32 . 32+		SPB.I	-	S077	021SS-38	9			PMW-C2	HSSVMCB1	27	312100 J03	070		
081	SPIRE PMW Ch29 to 32 . 32-		SPB.I	-	S077	021SS-38	9				HSSVMCB1	27	312100 J03	081		
128	SPIRE PMW Ch29 to 32 . 32gnd		SPB.I	-	S077	021SS-38	9			Daisy ch to Pin 47 (A3)	HSSVMCB1	27	312100 J03	128	3.	3.
-																
-																
023	SPIRE PMW Ch33 to 35 . 33+		SPB.I	-	S078	021SS-38	10			PMW-B1	HSSVMCB1	27	312100 J03	023		
034	SPIRE PMW Ch33 to 35 . 33-		SPB.I	-	S078	021SS-38	10				HSSVMCB1	27	312100 J03	034		
004	SPIRE PMW Ch33 to 35 . 33gnd		SPB.I	-	S078	021SS-38	10			Daisy ch to Pin 47 (A3)	HSSVMCB1	27	312100 J03	004	3.	3.
-																
033	SPIRE PMW Ch33 to 35 . 34+		SPB.I	-	S078	021SS-38	10			PMW-A1	HSSVMCB1	27	312100 J03	033		

Filter: [SICode] LIKE '211121*' And [SCon] LIKE 'P22*' And [ConWired] = -1

Pin Allocation List

(Harness)

Connector: 211121 P22 **Function:** UFThr 193.0° (SPIRE XS-04JFP21,22,23,24) **Conn.-Type:** 197-012P24-35S (Plug)

Item: CVVUCR **Location:** 33 / CVV I/F CB Top PFM (CVVUCR) **Backshell:** G9254 F24 M / M24-03

EMC-Category: 2I/Sig H fr CVVFT to SVMCB

Pin	Signal Designation	Interface-Code Circuit	Signal	Pos.	Ch. ID	Wiring	Grouping: Shd	Cable	Twist	Comment	Target-Item	Location	Connector	Pin	New	
045	SPIRE PMW Ch33 to 35 . 34-		SPB.I	-	S078	021SS-38	10				HSSVMCB1	27	312100 J03	045		
004	SPIRE PMW Ch33 to 35 . 34gnd		SPB.I	-	S078	021SS-38	10			Daisy ch to Pin 47 (A3)	HSSVMCB1	27	312100 J03	004	3.	3.
-																
044	SPIRE PMW Ch33 to 35 . 35+		SPB.I	-	S078	021SS-38	10			PMW-DK1	HSSVMCB1	27	312100 J03	044		
056	SPIRE PMW Ch33 to 35 . 35-		SPB.I	-	S078	021SS-38	10				HSSVMCB1	27	312100 J03	056		
004	SPIRE PMW Ch33 to 35 . 35gnd		SPB.I	-	S078	021SS-38	10			Daisy ch to Pin 47 (A3)	HSSVMCB1	27	312100 J03	004	3.	3.
-																
022	SPIRE PMW Ch36 . 36+		SPB.-	-	S78A	12AXD-38	10			PMW-C1	HSSVMCB1	27	312100 J03	022		
032	SPIRE PMW Ch36 . 36-		SPB.-	-	S78A	12AXD-38	10				HSSVMCB1	27	312100 J03	032		
004	SPIRE PMW Ch36 . 36gnd		SPB.-	-	S78A	12AXD-38	10			Daisy ch to Pin 47 (A3)	HSSVMCB1	27	312100 J03	004	3.	3.
-																
-	Faraday Link									Cable from P22 Faraday Shd con to Busbar tbc						
-																
-																
004	SPIRE PMW B04 GND Wire A4		SPX.-	-	S444	010B0-30				Con to Cable from P21 GND/Shds	HSSVMCB1	27	312100 J03	004		
-																
013	SPIRE PMW Ch37 to 40 . 37+		SPB.-	-	S083	12AXD-38	12			PMW-A7	HSSVMCB1	27	312100 J03	013		
012	SPIRE PMW Ch37 to 40 . 37-		SPB.-	-	S083	12AXD-38	12				HSSVMCB1	27	312100 J03	012		
004	SPIRE PMW Ch37 to 40 . 37gnd		SPB.-	-	S083	12AXD-38	12			Daisy ch to Pin 004 (A4)	HSSVMCB1	27	312100 J03	004		
-																
021	SPIRE PMW Ch37 to 40 . 38+		SPB.-	-	S083	12AXD-38	12			PMW-A6	HSSVMCB1	27	312100 J03	021		
020	SPIRE PMW Ch37 to 40 . 38-		SPB.-	-	S083	12AXD-38	12				HSSVMCB1	27	312100 J03	020		
004	SPIRE PMW Ch37 to 40 . 38gnd		SPB.-	-	S083	12AXD-38	12			Daisy ch to Pin 004 (A4)	HSSVMCB1	27	312100 J03	004		
-																
031	SPIRE PMW Ch37 to 40 . 39+		SPB.-	-	S083	12AXD-38	12			PMW-B6	HSSVMCB1	27	312100 J03	031		
043	SPIRE PMW Ch37 to 40 . 39-		SPB.-	-	S083	12AXD-38	12				HSSVMCB1	27	312100 J03	043		
004	SPIRE PMW Ch37 to 40 . 39gnd		SPB.-	-	S083	12AXD-38	12			Daisy ch to Pin 004 (A4)	HSSVMCB1	27	312100 J03	004		
-																
042	SPIRE PMW Ch37 to 40 . 40+		SPB.-	-	S083	12AXD-38	12			PMW-C7	HSSVMCB1	27	312100 J03	042		
054	SPIRE PMW Ch37 to 40 . 40-		SPB.-	-	S083	12AXD-38	12				HSSVMCB1	27	312100 J03	054		
004	SPIRE PMW Ch37 to 40 . 40gnd		SPB.-	-	S083	12AXD-38	12			Daisy ch to Pin 004 (A4)	HSSVMCB1	27	312100 J03	004		
-																
-																
010	SPIRE PMW Ch41 to 44 . 41+		SPB.I	-	S081	021SS-38	13			PMW-A5	HSSVMCB1	27	312100 J03	010		
011	SPIRE PMW Ch41 to 44 . 41-		SPB.I	-	S081	021SS-38	13				HSSVMCB1	27	312100 J03	011		
004	SPIRE PMW Ch41 to 44 . 41gnd		SPB.I	-	S081	021SS-38	13			Daisy ch to Pin 004 (A4)	HSSVMCB1	27	312100 J03	004		
-																

Pin Allocation List
(Harness)

Connector: 211121 P22
Item: CVVUCR
EMC-Category: 2I/Sig H fr CVVFT to SVMCB

Function: UFThr 193.0° (SPIRE XS-04JFP21,22,23,24)
Location: 33 / CVV I/F CB Top PFM (CVVUCR)

Conn.-Type: 197-012P24-35S (Plug)
Backshell: G9254 F24 M / M24-03

Pin	Signal Designation	Interface-Code Circuit	Signal	Pos.	Ch. ID	Wiring	Grouping: Shd	Cable	Twist	Comment	Target-Item	Location	Connector	Pin	New
019	SPIRE PMW Ch41 to 44 . 42+		SPB.I	-	S081	021SS-38	13			PMW-B5	HSSVMCB1	27	312100 J03	019	
029	SPIRE PMW Ch41 to 44 . 42-		SPB.I	-	S081	021SS-38	13				HSSVMCB1	27	312100 J03	029	
004	SPIRE PMW Ch41 to 44 . 42gnd		SPB.I	-	S081	021SS-38	13			Daisy ch to Pin 004 (A4)	HSSVMCB1	27	312100 J03	004	
-															
041	SPIRE PMW Ch41 to 44 . 43+		SPB.I	-	S081	021SS-38	13			PMW-C6	HSSVMCB1	27	312100 J03	041	
030	SPIRE PMW Ch41 to 44 . 43-		SPB.I	-	S081	021SS-38	13				HSSVMCB1	27	312100 J03	030	
004	SPIRE PMW Ch41 to 44 . 43gnd		SPB.I	-	S081	021SS-38	13			Daisy ch to Pin 004 (A4)	HSSVMCB1	27	312100 J03	004	
-															
053	SPIRE PMW Ch41 to 44 . 44+		SPB.I	-	S081	021SS-38	13			PMW-D6	HSSVMCB1	27	312100 J03	053	
052	SPIRE PMW Ch41 to 44 . 44-		SPB.I	-	S081	021SS-38	13				HSSVMCB1	27	312100 J03	052	
004	SPIRE PMW Ch41 to 44 . 44gnd		SPB.I	-	S081	021SS-38	13			Daisy ch to Pin 004 (A4)	HSSVMCB1	27	312100 J03	004	
-															
-															
009	SPIRE PMW Ch45 to 48 . 45+		SPB.I	-	S082	021SS-38	14			PMW-B4	HSSVMCB1	27	312100 J03	009	
017	SPIRE PMW Ch45 to 48 . 45-		SPB.I	-	S082	021SS-38	14				HSSVMCB1	27	312100 J03	017	
004	SPIRE PMW Ch45 to 48 . 45gnd		SPB.I	-	S082	021SS-38	14			Daisy ch to Pin 004 (A4)	HSSVMCB1	27	312100 J03	004	
-															
018	SPIRE PMW Ch45 to 48 . 46+		SPB.I	-	S082	021SS-38	14			PMW-C5	HSSVMCB1	27	312100 J03	018	
028	SPIRE PMW Ch45 to 48 . 46-		SPB.I	-	S082	021SS-38	14				HSSVMCB1	27	312100 J03	028	
004	SPIRE PMW Ch45 to 48 . 46gnd		SPB.I	-	S082	021SS-38	14			Daisy ch to Pin 004 (A4)	HSSVMCB1	27	312100 J03	004	
-															
016	SPIRE PMW Ch45 to 48 . 47+		SPB.I	-	S082	021SS-38	14			PMW-D4	HSSVMCB1	27	312100 J03	016	
027	SPIRE PMW Ch45 to 48 . 47-		SPB.I	-	S082	021SS-38	14				HSSVMCB1	27	312100 J03	027	
004	SPIRE PMW Ch45 to 48 . 47gnd		SPB.I	-	S082	021SS-38	14			Daisy ch to Pin 004 (A4)	HSSVMCB1	27	312100 J03	004	
-															
040	SPIRE PMW Ch45 to 48 . 48+		SPB.I	-	S082	021SS-38	14			PMW-A4	HSSVMCB1	27	312100 J03	040	
039	SPIRE PMW Ch45 to 48 . 48-		SPB.I	-	S082	021SS-38	14				HSSVMCB1	27	312100 J03	039	
004	SPIRE PMW Ch45 to 48 . 48gnd		SPB.I	-	S082	021SS-38	14			Daisy ch to Pin 004 (A4)	HSSVMCB1	27	312100 J03	004	
-															
-	Faraday Link									Cable from P21 Faraday Shd con to Busbar tbc					
-															
-															
001	Faraday Pins									Concected to Busbar ECR 0039 tbc					
002	Faraday Pins									Concected to Busbar ECR 0039 tbc					
003	Faraday Pins									Concected to Busbar ECR 0039 tbc					

Pin Allocation List
(Harness)

Connector: 211121 P22
Item: CVVUCR
EMC-Category: 2I/Sig H fr CVVFT to SVMCB

Function: UFThr 193.0° (SPIRE XS-04JFP21,22,23,24)
Location: 33 / CVV I/F CB Top PFM (CVVUCR)

Conn.-Type: 197-012P24-35S (Plug)
Backshell: G9254 F24 M / M24-03

Pin	Signal Designation	Interface-Code Circuit	Signal	Pos.	Ch. ID	Wiring	Grouping: Shd	Cable	Twist	Comment	Target-Item	Location	Connector	Pin	New
005	Faraday Pins									Concected to Busbar ECR 0039 tbc					
006	Faraday Pins									Concected to Busbar ECR 0039 tbc					
007	Faraday Pins									Concected to Busbar ECR 0039 tbc					
008	Faraday Pins									Concected to Busbar ECR 0039 tbc					
014	Faraday Pins									Concected to Busbar ECR 0039 tbc					
015	Faraday Pins									Concected to Busbar ECR 0039 tbc					
024	Faraday Pins									Concected to Busbar ECR 0039 tbc					
025	Faraday Pins									Concected to Busbar ECR 0039 tbc					
035	Faraday Pins									Concected to Busbar ECR 0039 tbc					
082	Faraday Pins									Concected to Busbar ECR 0039 tbc					
093	Faraday Pins									Concected to Busbar ECR 0039 tbc					
094	Faraday Pins									Concected to Busbar ECR 0039 tbc					
104	Faraday Pins									Concected to Busbar ECR 0039 tbc					
105	Faraday Pins									Concected to Busbar ECR 0039 tbc					
114	Faraday Pins									Concected to Busbar ECR 0039 tbc					
115	Faraday Pins									Concected to Busbar ECR 0039 tbc					
121	Faraday Pins									Concected to Busbar ECR 0039 tbc					
122	Faraday Pins									Concected to Busbar ECR 0039 tbc					
123	Faraday Pins									Concected to Busbar ECR 0039 tbc					
124	Faraday Pins									Concected to Busbar ECR 0039 tbc					

Astrium GmbH	**Pin Allocation List** (Harness)	Doc.No.: HP-2-ASED-IC-0016
Project: HERSCHEL		Issue: 1.0 Date: 21.04.2004
		Sheet: PAL-8 (of 8)

Connector: 211121 P22
Item: CVVUCR
EMC-Category: 2I/Sig H fr CVVFT to SVMCB

Function: UFThr 193.0° (SPIRE XS-04JFP21,22,23,24)
Location: 33 / CVV I/F CB Top PFM (CVVUCR)

Conn.-Type: 197-012P24-35S (Plug)
Backshell: G9254 F24 M / M24-03

Pin	Signal Designation	Interface-Code Circuit	Signal	Pos.	Ch. ID	Wiring	Grouping: Shd	Cable	Twist	Comment	Target-Item	Location	Connector	Pin	New
125	Faraday Pins									Concected to Busbar ECR 0039 tbc					
126	Faraday Pins									Concected to Busbar ECR 0039 tbc					
127	Faraday Pins									Concected to Busbar ECR 0039 tbc					
-															
CH	Connector Housing									CH isolated from Faraday Shd					
-										No Overall Shd at Junction side					

to inner Shield

Astrium GmbH	**Pin Allocation List** (Harness)	Doc.No.: HP-2-ASED-IC-0016
Project: HERSCHEL		Issue: 1.0 Date: 21.04.2004
		Sheet: PAL-1 (of 8)

Connector: 211121 P23 **Function:** UFThr 199.2° (SPIRE XS-05JFP17,18,19,20) **Conn.-Type:** 197-012P24-35S (Plug)

Item: CVVUCR **Location:** 33 / CVV I/F CB Top PFM (CVVUCR) **Backshell:** G9254 F24 M / M24-03

EMC-Category: 2I/Sig H fr CVVFT to SVMCB

Pin	Signal Designation	Interface-Code Circuit	Signal	Pos.	Ch. ID	Wiring	Grouping: Shd	Cable	Twist	Comment	Target-Item	Location	Connector	Pin	New
036	SPIRE PMW B05 GND WIRE A1		SPX.-	-	S451	010B0-30				Con to Cable from P17 GND/Shds	HSSVMCB1	27	312100 J02	036	
-															
026	SPIRE PMW Ch01-04 . 1+		SPB.I	-	S085	021SS-38	1			PMW-A13	HSSVMCB1	27	312100 J02	026	
037	SPIRE PMW Ch01-04 . 1-		SPB.I	-	S085	021SS-38	1				HSSVMCB1	27	312100 J02	037	
036	SPIRE PMW Ch01-04 . 1gnd		SPB.I	-	S085	021SS-38	1			Daisy ch to Pin 36 (A1)	HSSVMCB1	27	312100 J02	036	
-															
038	SPIRE PMW Ch01-04 . 2+		SPB.I	-	S085	021SS-38	1			PMW-T1	HSSVMCB1	27	312100 J02	038	
049	SPIRE PMW Ch01-04 . 2-		SPB.I	-	S085	021SS-38	1				HSSVMCB1	27	312100 J02	049	
036	SPIRE PMW Ch01-04 . 2gnd		SPB.I	-	S085	021SS-38	1			Daisy ch to Pin 36 (A1)	HSSVMCB1	27	312100 J02	036	
-															
048	SPIRE PMW Ch01-04 . 3+		SPB.I	-	S085	021SS-38	1			PMW-B12	HSSVMCB1	27	312100 J02	048	
060	SPIRE PMW Ch01-04 . 3-		SPB.I	-	S085	021SS-38	1				HSSVMCB1	27	312100 J02	060	
036	SPIRE PMW Ch01-04 . 3gnd		SPB.I	-	S085	021SS-38	1			Daisy ch to Pin 36 (A1)	HSSVMCB1	27	312100 J02	036	
-															
059	SPIRE PMW Ch01-04 . 4+		SPB.I	-	S085	021SS-38	1			PMW-C13	HSSVMCB1	27	312100 J02	059	
071	SPIRE PMW Ch01-04 . 4-		SPB.I	-	S085	021SS-38	1				HSSVMCB1	27	312100 J02	071	
036	SPIRE PMW Ch01-04 . 4gnd		SPB.I	-	S085	021SS-38	1			Daisy ch to Pin 36 (A1)	HSSVMCB1	27	312100 J02	036	
-															
-															
050	SPIRE PMW Ch05-08 . 5+		SPB.I	-	S086	021SS-38	2			PMW-A12	HSSVMCB1	27	312100 J02	050	
061	SPIRE PMW Ch05-08 . 5-		SPB.I	-	S086	021SS-38	2				HSSVMCB1	27	312100 J02	061	
036	SPIRE PMW Ch05-08 . 5gnd		SPB.I	-	S086	021SS-38	2			Daisy ch to Pin 36 (A1)	HSSVMCB1	27	312100 J02	036	
-															
062	SPIRE PMW Ch05-08 . 6+		SPB.I	-	S086	021SS-38	2			PMW-D12	HSSVMCB1	27	312100 J02	062	
051	SPIRE PMW Ch05-08 . 6-		SPB.I	-	S086	021SS-38	2				HSSVMCB1	27	312100 J02	051	
036	SPIRE PMW Ch05-08 . 6gnd		SPB.I	-	S086	021SS-38	2			Daisy ch to Pin 36 (A1)	HSSVMCB1	27	312100 J02	036	
-															
063	SPIRE PMW Ch05-08 . 7+		SPB.I	-	S086	021SS-38	2			PMW-C12	HSSVMCB1	27	312100 J02	063	
075	SPIRE PMW Ch05-08 . 7-		SPB.I	-	S086	021SS-38	2				HSSVMCB1	27	312100 J02	075	
036	SPIRE PMW Ch05-08 . 7gnd		SPB.I	-	S086	021SS-38	2			Daisy ch to Pin 36 (A1)	HSSVMCB1	27	312100 J02	036	
-															
074	SPIRE PMW Ch05-08 . 8+		SPB.I	-	S086	021SS-38	2			PMW-B11	HSSVMCB1	27	312100 J02	074	
073	SPIRE PMW Ch05-08 . 8-		SPB.I	-	S086	021SS-38	2				HSSVMCB1	27	312100 J02	073	
036	SPIRE PMW Ch05-08 . 8gnd		SPB.I	-	S086	021SS-38	2			Daisy ch to Pin 36 (A1)	HSSVMCB1	27	312100 J02	036	
-															
-															
083	SPIRE PMW Ch09-12 . 9+		SPB.I	-	S087	021SS-38	3			PMW-A11	HSSVMCB1	27	312100 J02	083	
072	SPIRE PMW Ch09-12 . 9-		SPB.I	-	S087	021SS-38	3				HSSVMCB1	27	312100 J02	072	

Astrium GmbH	**Pin Allocation List** (Harness)	Doc.No.: HP-2-ASED-IC-0016
Project: HERSCHEL		Issue: 1.0 Date: 21.04.2004
		Sheet: PAL-2 (of 8)

Connector: 211121 P23 **Function:** UFThr 199.2° (SPIRE XS-05JFP17,18,19,20) **Conn.-Type:** 197-012P24-35S (Plug)

Item: CVVUCR **Location:** 33 / CVV I/F CB Top PFM (CVVUCR) **Backshell:** G9254 F24 M / M24-03

EMC-Category: 2I/Sig H fr CVVFT to SVMCB

Pin	Signal Designation	Interface-Code Circuit	Signal	Pos.	Ch. ID	Wiring	Grouping: Shd	Cable	Twist	Comment	Target-Item	Location	Connector	Pin	New	
036	SPIRE PMW Ch09-12 . 9gnd		SPB.I	-	S087	021SS-38	3			Daisy ch to Pin 36 (A1)	HSSVMCB1	27	312100 J02	036		
-																
095	SPIRE PMW Ch09-12 . 10+		SPB.I	-	S087	021SS-38	3			PMW-A13	HSSVMCB1	27	312100 J02	095		
084	SPIRE PMW Ch09-12 . 10-		SPB.I	-	S087	021SS-38	3				HSSVMCB1	27	312100 J02	084		
036	SPIRE PMW Ch09-12 . 10gnd		SPB.I	-	S087	021SS-38	3			Daisy ch to Pin 36 (A1)	HSSVMCB1	27	312100 J02	036		
-																
096	SPIRE PMW Ch09-12 . 11+		SPB.I	-	S087	021SS-38	3			PMW-D11	HSSVMCB1	27	312100 J02	096		
085	SPIRE PMW Ch09-12 . 11-		SPB.I	-	S087	021SS-38	3				HSSVMCB1	27	312100 J02	085		
036	SPIRE PMW Ch09-12 . 11gnd		SPB.I	-	S087	021SS-38	3			Daisy ch to Pin 36 (A1)	HSSVMCB1	27	312100 J02	036		
-																
106	SPIRE PMW Ch09-12 . 12+		SPB.I	-	S087	021SS-38	3			PMW-C11	HSSVMCB1	27	312100 J02	106		
107	SPIRE PMW Ch09-12 . 12-		SPB.I	-	S087	021SS-38	3				HSSVMCB1	27	312100 J02	107		
036	SPIRE PMW Ch09-12 . 12gnd		SPB.I	-	S087	021SS-38	3			Daisy ch to Pin 36 (A1)	HSSVMCB1	27	312100 J02	036		
-																
-	Farady link									Cable P17 Faraday con to Busbar						
-																
-																
128	SPIRE PMW B05 GND WIRE A2		SPX.-	-	S452	010B0-30				Con to Cable from P18 GND/Shds	HSSVMCB1	27	312100 J02	128		
-																
086	SPIRE PMW Ch13-16 . 13+		SPB.I	-	S090	021SS-38	4			PMW-B10	HSSVMCB1	27	312100 J02	086		
087	SPIRE PMW Ch13-16 . 13-		SPB.I	-	S090	021SS-38	4				HSSVMCB1	27	312100 J02	087		
036	SPIRE PMW Ch13-16 . 13gnd		SPB.I	-	S090	021SS-38	4			Daisy ch to Pin 128 (A2)	HSSVMCB1	27	312100 J02	036	3.	3.
-																
097	SPIRE PMW Ch13-16 . 14+		SPB.I	-	S090	021SS-38	4			PMW-A10	HSSVMCB1	27	312100 J02	097		
098	SPIRE PMW Ch13-16 . 14-		SPB.I	-	S090	021SS-38	4				HSSVMCB1	27	312100 J02	098		
036	SPIRE PMW Ch13-16 . 14gnd		SPB.I	-	S090	021SS-38	4			Daisy ch to Pin 128 (A2)	HSSVMCB1	27	312100 J02	036	3.	3.
-																
108	SPIRE PMW Ch13-16 . 15+		SPB.I	-	S090	021SS-38	4			PMW-D10	HSSVMCB1	27	312100 J02	108		
109	SPIRE PMW Ch13-16 . 15-		SPB.I	-	S090	021SS-38	4				HSSVMCB1	27	312100 J02	109		
036	SPIRE PMW Ch13-16 . 15gnd		SPB.I	-	S090	021SS-38	4			Daisy ch to Pin 128 (A2)	HSSVMCB1	27	312100 J02	036	3.	3.
-																
116	SPIRE PMW Ch13-16 . 16+		SPB.I	-	S090	021SS-38	4			PMW-B9	HSSVMCB1	27	312100 J02	116		
117	SPIRE PMW Ch13-16 . 16-		SPB.I	-	S090	021SS-38	4				HSSVMCB1	27	312100 J02	117		
036	SPIRE PMW Ch13-16 . 16gnd		SPB.I	-	S090	021SS-38	4			Daisy ch to Pin 128 (A2)	HSSVMCB1	27	312100 J02	036	3.	3.
-																
-																
055	SPIRE PMW Ch17-20 . 17+		SPB.I	-	S091	021SS-38	5			PMW-C10	HSSVMCB1	27	312100 J02	055		

Astrium GmbH	Pin Allocation List (Harness)	Doc.No.: HP-2-ASED-IC-0016
Project: HERSCHEL		Issue: 1.0 Date: 21.04.2004
		Sheet: PAL-3 (of 8)

Connector: 211121 P23 **Function:** UFThr 199.2° (SPIRE XS-05JFP17,18,19,20) **Conn.-Type:** 197-012P24-35S (Plug)

Item: CVVUCR **Location:** 33 / CVV I/F CB Top PFM (CVVUCR) **Backshell:** G9254 F24 M / M24-03

EMC-Category: 2I/Sig H fr CVVFT to SVMCB

Pin	Signal Designation	Interface-Code Circuit	Signal	Pos.	Ch. ID	Wiring	Grouping: Shd	Cable	Twist	Comment	Target-Item	Location	Connector	Pin	New
066	SPIRE PMW Ch17-20 . 17-		SPB.I	-	S091	021SS-38	5				HSSVMCB1	27	312100 J02	066	
128	SPIRE PMW Ch17-20 . 17gnd		SPB.I	-	S091	021SS-38	5			Daisy ch to Pin 128 (A2)	HSSVMCB1	27	312100 J02	128	
-															
067	SPIRE PMW Ch17-20 . 18+		SPB.I	-	S091	021SS-38	5			PMW-C9	HSSVMCB1	27	312100 J02	067	
078	SPIRE PMW Ch17-20 . 18-		SPB.I	-	S091	021SS-38	5				HSSVMCB1	27	312100 J02	078	
128	SPIRE PMW Ch17-20 . 18gnd		SPB.I	-	S091	021SS-38	5			Daisy ch to Pin 128 (A2)	HSSVMCB1	27	312100 J02	128	
-															
076	SPIRE PMW Ch17-20 . 19+		SPB.I	-	S091	021SS-38	5			PMW-A9	HSSVMCB1	27	312100 J02	076	
077	SPIRE PMW Ch17-20 . 19-		SPB.I	-	S091	021SS-38	5				HSSVMCB1	27	312100 J02	077	
128	SPIRE PMW Ch17-20 . 19gnd		SPB.I	-	S091	021SS-38	5			Daisy ch to Pin 128 (A2)	HSSVMCB1	27	312100 J02	128	
-															
088	SPIRE PMW Ch17-20 . 20+		SPB.I	-	S091	021SS-38	5			PMW-B8	HSSVMCB1	27	312100 J02	088	
089	SPIRE PMW Ch17-20 . 20-		SPB.I	-	S091	021SS-38	5				HSSVMCB1	27	312100 J02	089	
128	SPIRE PMW Ch17-20 . 20gnd		SPB.I	-	S091	021SS-38	5			Daisy ch to Pin 128 (A2)	HSSVMCB1	27	312100 J02	128	
-															
-															
099	SPIRE PMW Ch21-24 . 21+		SPB.I	-	S092	021SS-38	6			PMW-B8	HSSVMCB1	27	312100 J02	099	
100	SPIRE PMW Ch21-24 . 21-		SPB.I	-	S092	021SS-38	6				HSSVMCB1	27	312100 J02	100	
128	SPIRE PMW Ch21-24 . 21gnd		SPB.I	-	S092	021SS-38	6			Daisy ch to Pin 128 (A2)	HSSVMCB1	27	312100 J02	128	
-															
110	SPIRE PMW Ch21-24 . 22+		SPB.I	-	S092	021SS-38	6			PMW-D8	HSSVMCB1	27	312100 J02	110	
111	SPIRE PMW Ch21-24 . 22-		SPB.I	-	S092	021SS-38	6				HSSVMCB1	27	312100 J02	111	
128	SPIRE PMW Ch21-24 . 22gnd		SPB.I	-	S092	021SS-38	6			Daisy ch to Pin 128 (A2)	HSSVMCB1	27	312100 J02	128	
-															
118	SPIRE PMW Ch21-24 . 23+		SPB.I	-	S092	021SS-38	6			PMW-C8	HSSVMCB1	27	312100 J02	118	
119	SPIRE PMW Ch21-24 . 23-		SPB.I	-	S092	021SS-38	6				HSSVMCB1	27	312100 J02	119	
128	SPIRE PMW Ch21-24 . 23gnd		SPB.I	-	S092	021SS-38	6			Daisy ch to Pin 128 (A2)	HSSVMCB1	27	312100 J02	128	
-															
112	SPIRE PMW Ch21-24 . 24+		SPB.I	-	S092	021SS-38	6			PMW-B7	HSSVMCB1	27	312100 J02	112	
120	SPIRE PMW Ch21-24 . 24-		SPB.I	-	S092	021SS-38	6				HSSVMCB1	27	312100 J02	120	
128	SPIRE PMW Ch21-24 . 24gnd		SPB.I	-	S092	021SS-38	6			Daisy ch to Pin 128 (A2)	HSSVMCB1	27	312100 J02	128	
-															
-	Faraday Link									Cable P18 Farady con to Busbar					
-															
-															
-															
047	SPIRE PMW B05 GND WIRE A3		SPX.-	-	S453	010B0-30				Con to Cable from P19 GND/Shds	HSSVMCB1	27	312100 J02	047	
-															

Pin Allocation List
(Harness)

Connector: 211121 P23
Item: CVVUCR
EMC-Category: 2I/Sig H fr CVVFT to SVMCB

Function: UFThr 199.2° (SPIRE XS-05JFP17,18,19,20)
Location: 33 / CVV I/F CB Top PFM (CVVUCR)

Conn.-Type: 197-012P24-35S (Plug)
Backshell: G9254 F24 M / M24-03

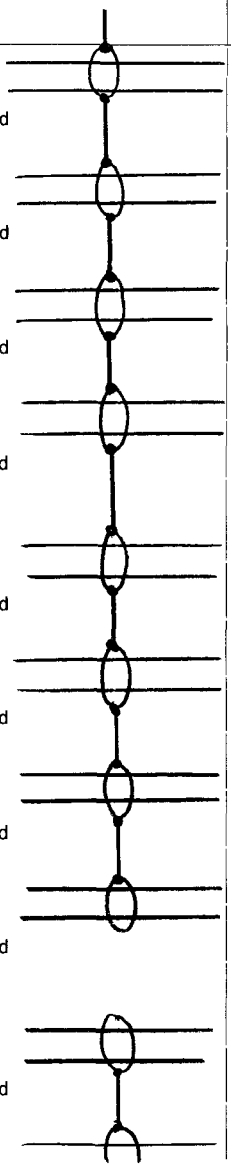

Pin	Signal Designation	Interface-Code Circuit	Signal	Pos.	Ch. ID	Wiring	Grouping: Shd	Cable	Twist	Comment	Target-Item	Location	Connector	Pin	New	
090	SPIRE PMW Ch25-28 . 25+		SPB.I	-	S094	021SS-38	7			PMW-R1	HSSVMCB1	27	312100 J02	090		
079	SPIRE PMW Ch25-28 . 25-		SPB.I	-	S094	021SS-38	7				HSSVMCB1	27	312100 J02	079		
128	SPIRE PMW Ch25-28 . 25gnd		SPB.I	-	S094	021SS-38	7			Daisy ch to Pin 047 (A3)	HSSVMCB1	27	312100 J02	128	3.	3.
-																
102	SPIRE PMW Ch25-28 . 26+		SPB.I	-	S094	021SS-38	7			PMW-G1	HSSVMCB1	27	312100 J02	102		
101	SPIRE PMW Ch25-28 . 26-		SPB.I	-	S094	021SS-38	7				HSSVMCB1	27	312100 J02	101		
128	SPIRE PMW Ch25-28 . 26gnd		SPB.I	-	S094	021SS-38	7			Daisy ch to Pin 047 (A3)	HSSVMCB1	27	312100 J02	128	3.	3.
-																
092	SPIRE PMW Ch25-28 . 27+		SPB.I	-	S094	021SS-38	7			PMW-T2	HSSVMCB1	27	312100 J02	092		
091	SPIRE PMW Ch25-28 . 27-		SPB.I	-	S094	021SS-38	7				HSSVMCB1	27	312100 J02	091		
128	SPIRE PMW Ch25-28 . 27gnd		SPB.I	-	S094	021SS-38	7			Daisy ch to Pin 047 (A3)	HSSVMCB1	27	312100 J02	128	3.	3.
-																
103	SPIRE PMW Ch25-28 . 28+		SPB.I	-	S094	021SS-38	7			PMW-E1	HSSVMCB1	27	312100 J02	103		
113	SPIRE PMW Ch25-28 . 28-		SPB.I	-	S094	021SS-38	7				HSSVMCB1	27	312100 J02	113		
128	SPIRE PMW Ch25-28 . 28gnd		SPB.I	-	S094	021SS-38	7			Daisy ch to Pin 047 (A3)	HSSVMCB1	27	312100 J02	128	3.	3.
-																
-																
058	SPIRE PMW Ch29-32 . 29+		SPB.I	-	S095	021SS-38	8			PMW-D1	HSSVMCB1	27	312100 J02	058		
046	SPIRE PMW Ch29-32 . 29-		SPB.I	-	S095	021SS-38	8				HSSVMCB1	27	312100 J02	046		
128	SPIRE PMW Ch29-32 . 29gnd		SPB.I	-	S095	021SS-38	8			Daisy ch to Pin 047 (A3)	HSSVMCB1	27	312100 J02	047	3.	
-																
068	SPIRE PMW Ch29-32 . 30+		SPB.I	-	S095	021SS-38	8			PMW-F1	HSSVMCB1	27	312100 J02	068		
057	SPIRE PMW Ch29-32 . 30-		SPB.I	-	S095	021SS-38	8				HSSVMCB1	27	312100 J02	057		
128	SPIRE PMW Ch29-32 . 30gnd		SPB.I	-	S095	021SS-38	8			Daisy ch to Pin 047 (A3)	HSSVMCB1	27	312100 J02	128	3.	3.
-																
069	SPIRE PMW Ch29-32 . 31+		SPB.I	-	S095	021SS-38	8			PMW-E2	HSSVMCB1	27	312100 J02	069		
080	SPIRE PMW Ch29-32 . 31-		SPB.I	-	S095	021SS-38	8				HSSVMCB1	27	312100 J02	080		
128	SPIRE PMW Ch29-32 . 31gnd		SPB.I	-	S095	021SS-38	8			Daisy ch to Pin 047 (A3)	HSSVMCB1	27	312100 J02	128	3.	3.
-																
070	SPIRE PMW Ch29-32 . 32+		SPB.I	-	S095	021SS-38	8			PMW-G2	HSSVMCB1	27	312100 J02	070		
081	SPIRE PMW Ch29-32 . 32-		SPB.I	-	S095	021SS-38	8				HSSVMCB1	27	312100 J02	081		
128	SPIRE PMW Ch29-32 . 32gnd		SPB.I	-	S095	021SS-38	8			Daisy ch to Pin 047 (A3)	HSSVMCB1	27	312100 J02	128	3.	3.
-																
-																
023	SPIRE PMW Ch33-36 . 33+		SPB.I	-	S096	021SS-38	9			PMW-F2	HSSVMCB1	27	312100 J02	023		
034	SPIRE PMW Ch33-36 . 33-		SPB.I	-	S096	021SS-38	9				HSSVMCB1	27	312100 J02	034		
004	SPIRE PMW Ch33-36 . 33gnd		SPB.I	-	S096	021SS-38	9			Daisy ch to Pin 047 (A3)	HSSVMCB1	27	312100 J02	004	3.	3.
-																
033	SPIRE PMW Ch33-36 . 34+		SPB.I	-	S096	021SS-38	9			PMW-G3	HSSVMCB1	27	312100 J02	033		

Astrium GmbH	**Pin Allocation List**	Doc.No.: HP-2-ASED-IC-0016
Project: HERSCHEL	**(Harness)**	Issue: 1.0 Date: 21.04.2004
		Sheet: PAL-5 (of 8)

Connector: 211121 P23 **Function:** UFThr 199.2° (SPIRE XS-05JFP17,18,19,20) **Conn.-Type:** 197-012P24-35S (Plug)

Item: CVVUCR **Location:** 33 / CVV I/F CB Top PFM (CVVUCR) **Backshell:** G9254 F24 M / M24-03

EMC-Category: 2I/Sig H fr CVVFT to SVMCB

Pin	Signal Designation	Interface-Code Circuit	Signal	Pos.	Ch. ID	Wiring	Grouping: Shd	Cable	Twist	Comment	Target-Item	Location	Connector	Pin	New	
045	SPIRE PMW Ch33-36 . 34-		SPB.I	-	S096	021SS-38	9				HSSVMCB1	27	312100 J02	045		
004	SPIRE PMW Ch33-36 . 34gnd		SPB.I	-	S096	021SS-38	9			Daisy ch to Pin 047 (A3)	HSSVMCB1	27	312100 J02	004	3.	3.
-																
044	SPIRE PMW Ch33-36 . 35+		SPB.I	-	S096	021SS-38	9			PMW-E3	HSSVMCB1	27	312100 J02	044		
056	SPIRE PMW Ch33-36 . 35-		SPB.I	-	S096	021SS-38	9				HSSVMCB1	27	312100 J02	056		
004	SPIRE PMW Ch33-36 . 35gnd		SPB.I	-	S096	021SS-38	9			Daisy ch to Pin 047 (A3)	HSSVMCB1	27	312100 J02	004	3.	3.
-																
022	SPIRE PMW Ch33-36 . 36+		SPB.I	-	S096	021SS-38	9			PMW-D3	HSSVMCB1	27	312100 J02	022		
032	SPIRE PMW Ch33-36 . 36-		SPB.I	-	S096	021SS-38	9				HSSVMCB1	27	312100 J02	032		
004	SPIRE PMW Ch33-36 . 36gnd		SPB.I	-	S096	021SS-38	9			Daisy ch to Pin 047 (A3)	HSSVMCB1	27	312100 J02	004	3.	3.
-																
-	Faraday Link									Cable P19 Farady con to Busbar						
-																
-																
004	SPIRE PMW B05 GND WIRE A4		SPX.-	-	S454	010B0-30				Con to Cable from P20 GND/Shds	HSSVMCB1	27	312100 J02	004		
-																
013	SPIRE PMW Ch37-40 . 37+		SPB.I	-	S099	021SS-38	10			PMW-F3	HSSVMCB1	27	312100 J02	013		
012	SPIRE PMW Ch37-40 . 37-		SPB.I	-	S099	021SS-38	10				HSSVMCB1	27	312100 J02	012		
004	SPIRE PMW Ch37-40 . 37gnd		SPB.I	-	S099	021SS-38	10			Daisy ch to Pin 004 (A4)	HSSVMCB1	27	312100 J02	004		
-																
021	SPIRE PMW Ch37-40 . 38+		SPB.I	-	S099	021SS-38	10			PMW-G4	HSSVMCB1	27	312100 J02	021		
020	SPIRE PMW Ch37-40 . 38-		SPB.I	-	S099	021SS-38	10				HSSVMCB1	27	312100 J02	020		
004	SPIRE PMW Ch37-40 . 38gnd		SPB.I	-	S099	021SS-38	10			Daisy ch to Pin 004 (A4)	HSSVMCB1	27	312100 J02	004		
-																
031	SPIRE PMW Ch37-40 . 39+		SPB.I	-	S099	021SS-38	10			PMW-E4	HSSVMCB1	27	312100 J02	031		
043	SPIRE PMW Ch37-40 . 39-		SPB.I	-	S099	021SS-38	10				HSSVMCB1	27	312100 J02	043		
004	SPIRE PMW Ch37-40 . 39gnd		SPB.I	-	S099	021SS-38	10			Daisy ch to Pin 004 (A4)	HSSVMCB1	27	312100 J02	004		
-																
042	SPIRE PMW Ch37-40 . 40+		SPB.I	-	S099	021SS-38	10			PMW-F4	HSSVMCB1	27	312100 J02	042		
054	SPIRE PMW Ch37-40 . 40-		SPB.I	-	S099	021SS-38	10				HSSVMCB1	27	312100 J02	054		
004	SPIRE PMW Ch37-40 . 40gnd		SPB.I	-	S099	021SS-38	10			Daisy ch to Pin 004 (A4)	HSSVMCB1	27	312100 J02	004		
-																
-																
010	SPIRE PMW Ch41-44 . 41+		SPB.I	-	S100	021SS-38	11			PMW-E5	HSSVMCB1	27	312100 J02	010		
011	SPIRE PMW Ch41-44 . 41-		SPB.I	-	S100	021SS-38	11				HSSVMCB1	27	312100 J02	011		
004	SPIRE PMW Ch41-44 . 41gnd		SPB.I	-	S100	021SS-38	11			Daisy ch to Pin 004 (A4)	HSSVMCB1	27	312100 J02	004		
-																
019	SPIRE PMW Ch41-44 . 42+		SPB.I	-	S100	021SS-38	11			PMW-D5	HSSVMCB1	27	312100 J02	019		

Astrium GmbH	**Pin Allocation List** (Harness)	Doc.No.: HP-2-ASED-IC-0016
Project: HERSCHEL		Issue: 1.0 Date: 21.04.2004
		Sheet: PAL-6 (of 8)

Connector: 211121 P23 **Function:** UFThr 199.2° (SPIRE XS-05JFP17,18,19,20) **Conn.-Type:** 197-012P24-35S (Plug)

Item: CVVUCR **Location:** 33 / CVV I/F CB Top PFM (CVVUCR) **Backshell:** G9254 F24 M / M24-03

EMC-Category: 2I/Sig H fr CVVFT to SVMCB

Pin	Signal Designation	Interface-Code Circuit	Signal	Pos.	Ch. ID	Wiring	Grouping: Shd	Cable	Twist	Comment	Target-Item	Location	Connector	Pin	New
029	SPIRE PMW Ch41-44 . 42-		SPB.I	-	S100	021SS-38	11				HSSVMCB1	27	312100 J02	029	
004	SPIRE PMW Ch41-44 . 42gnd		SPB.I	-	S100	021SS-38	11			Daisy ch to Pin 004 (A4)	HSSVMCB1	27	312100 J02	004	
-															
041	SPIRE PMW Ch41-44 . 43+		SPB.I	-	S100	021SS-38	11			PMW-F5	HSSVMCB1	27	312100 J02	041	
030	SPIRE PMW Ch41-44 . 43-		SPB.I	-	S100	021SS-38	11				HSSVMCB1	27	312100 J02	030	
004	SPIRE PMW Ch41-44 . 43gnd		SPB.I	-	S100	021SS-38	11			Daisy ch to Pin 004 (A4)	HSSVMCB1	27	312100 J02	004	
-															
053	SPIRE PMW Ch41-44 . 44+		SPB.I	-	S100	021SS-38	11			PMW-G5	HSSVMCB1	27	312100 J02	053	
052	SPIRE PMW Ch41-44 . 44-		SPB.I	-	S100	021SS-38	11				HSSVMCB1	27	312100 J02	052	
004	SPIRE PMW Ch41-44 . 44gnd		SPB.I	-	S100	021SS-38	11			Daisy ch to Pin 004 (A4)	HSSVMCB1	27	312100 J02	004	
-															
-															
009	SPIRE PMW Ch45-48 . 45+		SPB.I	-	S101	021SS-38	12			PMW-E6	HSSVMCB1	27	312100 J02	009	
017	SPIRE PMW Ch45-48 . 45-		SPB.I	-	S101	021SS-38	12				HSSVMCB1	27	312100 J02	017	
004	SPIRE PMW Ch45-48 . 45gnd		SPB.I	-	S101	021SS-38	12			Daisy ch to Pin 004 (A4)	HSSVMCB1	27	312100 J02	004	
-															
018	SPIRE PMW Ch45-48 . 46+		SPB.I	-	S101	021SS-38	12			PMW-G6	HSSVMCB1	27	312100 J02	018	
028	SPIRE PMW Ch45-48 . 46-		SPB.I	-	S101	021SS-38	12				HSSVMCB1	27	312100 J02	028	
004	SPIRE PMW Ch45-48 . 46gnd		SPB.I	-	S101	021SS-38	12			Daisy ch to Pin 004 (A4)	HSSVMCB1	27	312100 J02	004	
-															
016	SPIRE PMW Ch45-48 . 47+		SPB.I	-	S101	021SS-38	12			PMW-F6	HSSVMCB1	27	312100 J02	016	
027	SPIRE PMW Ch45-48 . 47-		SPB.I	-	S101	021SS-38	12				HSSVMCB1	27	312100 J02	027	
004	SPIRE PMW Ch45-48 . 47gnd		SPB.I	-	S101	021SS-38	12			Daisy ch to Pin 004 (A4)	HSSVMCB1	27	312100 J02	004	
-															
040	SPIRE PMW Ch45-48 . 48+		SPB.I	-	S101	021SS-38	12			PMW-G7	HSSVMCB1	27	312100 J02	040	
039	SPIRE PMW Ch45-48 . 48-		SPB.I	-	S101	021SS-38	12				HSSVMCB1	27	312100 J02	039	
004	SPIRE PMW Ch45-48 . 48gnd		SPB.I	-	S101	021SS-38	12			Daisy ch to Pin 004 (A4)	HSSVMCB1	27	312100 J02	004	
-															
-	Faraday Link									Cable P20 Farady con to Busbar					
-															
-															
-															
001	Faraday Pins									Connected to Busbar ECR0039tbc					
002	Faraday Pins									Connected to Busbar ECR0039tbc					
003	Faraday Pins									Connected to Busbar ECR0039tbc					

Pin Allocation List
(Harness)

Connector: 211121 P23
Item: CVVUCR
EMC-Category: 2I/Sig H fr CVVFT to SVMCB

Function: UFThr 199.2° (SPIRE XS-05JFP17,18,19,20)
Location: 33 / CVV I/F CB Top PFM (CVVUCR)

Conn.-Type: 197-012P24-35S (Plug)
Backshell: G9254 F24 M / M24-03

Pin	Signal Designation	Interface-Code Circuit	Signal	Pos.	Ch. ID	Wiring	Grouping: Shd	Cable	Twist	Comment	Target-Item	Location	Connector	Pin	New
005	Faraday Pins									Connected to Busbar ECR0039tbc					
006	Faraday Pins									Connected to Busbar ECR0039tbc					
007	Faraday Pins									Connected to Busbar ECR0039tbc					
008	Faraday Pins									Connected to Busbar ECR0039tbc					
014	Faraday Pins									Connected to Busbar ECR0039tbc					
015	Faraday Pins									Connected to Busbar ECR0039tbc					
024	Faraday Pins									Connected to Busbar ECR0039tbc					
025	Faraday Pins									Connected to Busbar ECR0039tbc					
035	Faraday Pins									Connected to Busbar ECR0039tbc					
082	Faraday Pins									Connected to Busbar ECR0039tbc					
093	Faraday Pins									Connected to Busbar ECR0039tbc					
094	Faraday Pins									Connected to Busbar ECR0039tbc					
104	Faraday Pins									Connected to Busbar ECR0039tbc					
105	Faraday Pins									Connected to Busbar ECR0039tbc					
114	Faraday Pins									Connected to Busbar ECR0039tbc					
115	Faraday Pins									Connected to Busbar ECR0039tbc					
121	Faraday Pins									Connected to Busbar ECR0039tbc					
122	Faraday Pins									Connected to Busbar ECR0039tbc					
123	Faraday Pins									Connected to Busbar ECR0039tbc					
124	Faraday Pins									Connected to Busbar ECR0039tbc					

Astrium GmbH	**Pin Allocation List** (Harness)	Doc.No.: HP-2-ASED-IC-0016
Project: HERSCHEL		Issue: 1.0 Date: 21.04.2004
		Sheet: PAL-8 (of 8)

Connector: 211121 P23 **Function:** UFThr 199.2° (SPIRE XS-05JFP17,18,19,20) **Conn.-Type:** 197-012P24-35S (Plug)

Item: CVVUCR **Location:** 33 / CVV I/F CB Top PFM (CVVUCR) **Backshell:** G9254 F24 M / M24-03

EMC-Category: 2I/Sig H fr CVVFT to SVMCB

Pin	Signal Designation	Interface-Code Circuit	Signal	Pos.	Ch. ID	Wiring	Grouping: Shd	Cable	Twist	Comment	Target-Item	Location	Connector	Pin	New
125	Faraday Pins									Connected to Busbar ECR0039tbc					
126	Faraday Pins									Connected to Busbar ECR0039tbc					
127	Faraday Pins									Connected to Busbar ECR0039tbc					
-															
-	Connector Housing									CH isolated from Farady					
-	Insulating Jacket									Insulating Jacket between Bundle Overall Shd and Faraday Shd					
-	Bundle Overall Shd (inner)									Bundle Overall Shd con to Backshell					

Astrium GmbH		Doc.No.: HP-2-ASED-IC-0016
Project: HERSCHEL	For wiring schematic see SIH-1S-OS CVVUCR P23	Issue: 1.0 Date: 21.04.2004
	Pin Allocation List (Harness)	Sheet: PAL-1 (of 8)

Connector: 211121 P24 **Function:** UFThr 215.0° (SPIRE XS-06JFP13,14,15,16) **Conn.-Type:** 197-012P24-35S (Plug)

Item: CVVUCR **Location:** 33 / CVV I/F CB Top PFM (CVVUCR) **Backshell:** G9254 F24 M / M24-03

EMC-Category: 2I/Sig H fr CVVFT to SVMCB

		Interface-Code					Grouping:								
Pin	**Signal Designation**	**Circuit**	**Signal**	**Pos.**	**Ch. ID**	**Wiring**	**Shd**	**Cable**	**Twist**	**Comment**	**Target-Item**	**Location**	**Connector**	**Pin**	**New**
036	SPIRE PLW B06 GND WIRE A1		SPX.-	-	S461	010B0-30				Con to Cable from P13 GND/Shds	HSSVMCB2	27	312200 J03	036	
-															
026	SPIRE PLW Ch01-04 . 1+		SPA.I	-	S104	021SS-38	1			PLW-R1	HSSVMCB2	27	312200 J03	026	
037	SPIRE PLW Ch01-04 . 1-		SPA.I	-	S104	021SS-38	1				HSSVMCB2	27	312200 J03	037	
036	SPIRE PLW Ch01-04 . 1gnd		SPA.I	-	S104	021SS-38	1			Daisy ch to Pin 36 (A1)	HSSVMCB2	27	312200 J03	036	
-															
038	SPIRE PLW Ch01-04 . 2+		SPA.I	-	S104	021SS-38	1			PLW-A8	HSSVMCB2	27	312200 J03	038	
049	SPIRE PLW Ch01-04 . 2-		SPA.I	-	S104	021SS-38	1				HSSVMCB2	27	312200 J03	049	
036	SPIRE PLW Ch01-04 . 2gnd		SPA.I	-	S104	021SS-38	1			Daisy ch to Pin 36 (A1)	HSSVMCB2	27	312200 J03	036	
-															
048	SPIRE PLW Ch01-04 . 3+		SPA.I	-	S104	021SS-38	1			PLW-A7	HSSVMCB2	27	312200 J03	048	
060	SPIRE PLW Ch01-04 . 3-		SPA.I	-	S104	021SS-38	1				HSSVMCB2	27	312200 J03	060	
036	SPIRE PLW Ch01-04 . 3gnd		SPA.I	-	S104	021SS-38	1			Daisy ch to Pin 36 (A1)	HSSVMCB2	27	312200 J03	036	
-															
059	SPIRE PLW Ch01-04 . 4+		SPA.I	-	S104	021SS-38	1			PLW-A6	HSSVMCB2	27	312200 J03	059	
071	SPIRE PLW Ch01-04 . 4-		SPA.I	-	S104	021SS-38	1				HSSVMCB2	27	312200 J03	071	
036	SPIRE PLW Ch01-04 . 4gnd		SPA.I	-	S104	021SS-38	1			Daisy ch to Pin 36 (A1)	HSSVMCB2	27	312200 J03	036	
-															
-															
050	SPIRE PLW Ch05-08 . 5+		SPA.I	-	S105	021SS-38	2			PLW-A9	HSSVMCB2	27	312200 J03	050	
061	SPIRE PLW Ch05-08 . 5-		SPA.I	-	S105	021SS-38	2				HSSVMCB2	27	312200 J03	061	
036	SPIRE PLW Ch05-08 . 5gnd		SPA.I	-	S105	021SS-38	2			Daisy ch to Pin 36 (A1)	HSSVMCB2	27	312200 J03	036	
-															
062	SPIRE PLW Ch05-08 . 6+		SPA.I	-	S105	021SS-38	2			PLW-C9	HSSVMCB2	27	312200 J03	062	
051	SPIRE PLW Ch05-08 . 6-		SPA.I	-	S105	021SS-38	2				HSSVMCB2	27	312200 J03	051	
036	SPIRE PLW Ch05-08 . 6gnd		SPA.I	-	S105	021SS-38	2			Daisy ch to Pin 36 (A1)	HSSVMCB2	27	312200 J03	036	
-															
063	SPIRE PLW Ch05-08 . 7+		SPA.I	-	S105	021SS-38	2			PLW-B8	HSSVMCB2	27	312200 J03	063	
075	SPIRE PLW Ch05-08 . 7-		SPA.I	-	S105	021SS-38	2				HSSVMCB2	27	312200 J03	075	
036	SPIRE PLW Ch05-08 . 7gnd		SPA.I	-	S105	021SS-38	2			Daisy ch to Pin 36 (A1)	HSSVMCB2	27	312200 J03	036	
-															
074	SPIRE PLW Ch05-08 . 8+		SPA.I	-	S105	021SS-38	2			PLW-B7	HSSVMCB2	27	312200 J03	074	
073	SPIRE PLW Ch05-08 . 8-		SPA.I	-	S105	021SS-38	2				HSSVMCB2	27	312200 J03	073	
036	SPIRE PLW Ch05-08 . 8gnd		SPA.I	-	S105	021SS-38	2			Daisy ch to Pin 36 (A1)	HSSVMCB2	27	312200 J03	036	
-															
-															
083	SPIRE PLW Ch09-12 . 9+		SPA.I	-	S106	021SS-38	3			PLW-C7	HSSVMCB2	27	312200 J03	083	
072	SPIRE PLW Ch09-12 . 9-		SPA.I	-	S106	021SS-38	3				HSSVMCB2	27	312200 J03	072	

Astrium GmbH	**Pin Allocation List** (Harness)	Doc.No.: HP-2-ASED-IC-0016
Project: HERSCHEL		Issue: 1.0 Date: 21.04.2004
		Sheet: PAL-2 (of 8)

Connector: 211121 P24 **Function:** UFThr 215.0° (SPIRE XS-06JFP13,14,15,16) **Conn.-Type:** 197-012P24-35S (Plug)

Item: CVVUCR **Location:** 33 / CVV I/F CB Top PFM (CVVUCR) **Backshell:** G9254 F24 M / M24-03

EMC-Category: 2I/Sig H fr CVVFT to SVMCB

Pin	Signal Designation	Interface-Code Circuit	Signal	Pos.	Ch. ID	Wiring	Grouping: Shd	Cable	Twist	Comment	Target-Item	Location	Connector	Pin	New	
036	SPIRE PLW Ch09-12 . 9gnd		SPA.I	-	S106	021SS-38	3			Daisy ch to Pin 36 (A1)	HSSVMCB2	27	312200 J03	036		
-																
095	SPIRE PLW Ch09-12 . 10+		SPA.I	-	S106	021SS-38	3			PLW-B5	HSSVMCB2	27	312200 J03	095		
084	SPIRE PLW Ch09-12 . 10-		SPA.I	-	S106	021SS-38	3				HSSVMCB2	27	312200 J03	084		
036	SPIRE PLW Ch09-12 . 10gnd		SPA.I	-	S106	021SS-38	3			Daisy ch to Pin 36 (A1)	HSSVMCB2	27	312200 J03	036		
-																
096	SPIRE PLW Ch09-12 . 11+		SPA.I	-	S106	021SS-38	3			PLW-B6	HSSVMCB2	27	312200 J03	096		
085	SPIRE PLW Ch09-12 . 11-		SPA.I	-	S106	021SS-38	3				HSSVMCB2	27	312200 J03	085		
036	SPIRE PLW Ch09-12 . 11gnd		SPA.I	-	S106	021SS-38	3			Daisy ch to Pin 36 (A1)	HSSVMCB2	27	312200 J03	036		
-																
106	SPIRE PLW Ch09-12 . 12+		SPA.I	-	S106	021SS-38	3			PLW-A5	HSSVMCB2	27	312200 J03	106		
107	SPIRE PLW Ch09-12 . 12-		SPA.I	-	S106	021SS-38	3				HSSVMCB2	27	312200 J03	107		
036	SPIRE PLW Ch09-12 . 12gnd		SPA.I	-	S106	021SS-38	3			Daisy ch to Pin 36 (A1)	HSSVMCB2	27	312200 J03	036		
-																
-	Faraday link									Cable P13 Faraday Shd con to Busbar tbc						
-																
-																
128	SPIRE PMW B06 GND WIRE A2		SPX.-	-	S462	010B0-30				Con to Cable from P13 GND/Shds	HSSVMCB2	27	312200 J03	128		
-																
086	SPIRE PLW Ch13-16 . 13+		SPA.I	-	S109	021SS-38	4			PLW-T1	HSSVMCB2	27	312200 J03	086		
087	SPIRE PLW Ch13-16 . 13-		SPA.I	-	S109	021SS-38	4				HSSVMCB2	27	312200 J03	087		
036	SPIRE PLW Ch13-16 . 13gnd		SPA.I	-	S109	021SS-38	4			Daisy ch to Pin 128 (A2)	HSSVMCB2	27	312200 J03	036	3.	3.
-																
097	SPIRE PLW Ch13-16 . 14+		SPA.I	-	S109	021SS-38	4			PLW-B4	HSSVMCB2	27	312200 J03	097		
098	SPIRE PLW Ch13-16 . 14-		SPA.I	-	S109	021SS-38	4				HSSVMCB2	27	312200 J03	098		
036	SPIRE PLW Ch13-16 . 14gnd		SPA.I	-	S109	021SS-38	4			Daisy ch to Pin 128 (A2)	HSSVMCB2	27	312200 J03	036	3.	3.
-																
108	SPIRE PLW Ch13-16 . 15+		SPA.I	-	S109	021SS-38	4			PLW-C4	HSSVMCB2	27	312200 J03	108		
109	SPIRE PLW Ch13-16 . 15-		SPA.I	-	S109	021SS-38	4				HSSVMCB2	27	312200 J03	109		
036	SPIRE PLW Ch13-16 . 15gnd		SPA.I	-	S109	021SS-38	4			Daisy ch to Pin 128 (A2)	HSSVMCB2	27	312200 J03	036	3.	3.
-																
116	SPIRE PLW Ch13-16 . 16+		SPA.I	-	S109	021SS-38	4			PLW-B3	HSSVMCB2	27	312200 J03	116		
117	SPIRE PLW Ch13-16 . 16-		SPA.I	-	S109	021SS-38	4				HSSVMCB2	27	312200 J03	117		
036	SPIRE PLW Ch13-16 . 16gnd		SPA.I	-	S109	021SS-38	4			Daisy ch to Pin 128 (A2)	HSSVMCB2	27	312200 J03	036	3.	3.
-																
-																
055	SPIRE PLW Ch17-20 . 17+		SPA.I	-	S110	021SS-38	5			PLW-C2	HSSVMCB2	27	312200 J03	055		

Astrium GmbH	**Pin Allocation List** (Harness)	Doc.No.: HP-2-ASED-IC-0016
Project: HERSCHEL		Issue: 1.0 Date: 21.04.2004
		Sheet: PAL-3 (of 8)

Connector: 211121 P24 **Function:** UFThr 215.0° (SPIRE XS-06JFP13,14,15,16) **Conn.-Type:** 197-012P24-35S (Plug)

Item: CVVUCR **Location:** 33 / CVV I/F CB Top PFM (CVVUCR) **Backshell:** G9254 F24 M / M24-03

EMC-Category: 2I/Sig H fr CVVFT to SVMCB

Pin	Signal Designation	Interface-Code Circuit	Signal	Pos.	Ch. ID	Wiring	Grouping: Shd	Cable	Twist	Comment	Target-Item	Location	Connector	Pin	New
066	SPIRE PLW Ch17-20 . 17-		SPA.I	-	S110	021SS-38	5				HSSVMCB2	27	312200 J03	066	
128	SPIRE PLW Ch17-20 . 17gnd		SPA.I	-	S110	021SS-38	5			Daisy ch to Pin 128 (A2)	HSSVMCB2	27	312200 J03	128	
-															
067	SPIRE PLW Ch17-20 . 18+		SPA.I	-	S110	021SS-38	5			PLW-B2	HSSVMCB2	27	312200 J03	067	
078	SPIRE PLW Ch17-20 . 18-		SPA.I	-	S110	021SS-38	5				HSSVMCB2	27	312200 J03	078	
128	SPIRE PLW Ch17-20 . 18gnd		SPA.I	-	S110	021SS-38	5			Daisy ch to Pin 128 (A2)	HSSVMCB2	27	312200 J03	128	
-															
076	SPIRE PLW Ch17-20 . 19+		SPA.I	-	S110	021SS-38	5			PLW-B1	HSSVMCB2	27	312200 J03	076	
077	SPIRE PLW Ch17-20 . 19-		SPA.I	-	S110	021SS-38	5				HSSVMCB2	27	312200 J03	077	
128	SPIRE PLW Ch17-20 . 19gnd		SPA.I	-	S110	021SS-38	5			Daisy ch to Pin 128 (A2)	HSSVMCB2	27	312200 J03	128	
-															
088	SPIRE PLW Ch17-20 . 20+		SPA.I	-	S110	021SS-38	5			PLW-A3	HSSVMCB2	27	312200 J03	088	
089	SPIRE PLW Ch17-20 . 20-		SPA.I	-	S110	021SS-38	5				HSSVMCB2	27	312200 J03	089	
128	SPIRE PLW Ch17-20 . 20gnd		SPA.I	-	S110	021SS-38	5			Daisy ch to Pin 128 (A2)	HSSVMCB2	27	312200 J03	128	
-															
-															
099	SPIRE PLW Ch21-24 . 21+		SPA.I	-	S111	021SS-38	6			PLW-A4	HSSVMCB2	27	312200 J03	099	
100	SPIRE PLW Ch21-24 . 21-		SPA.I	-	S111	021SS-38	6				HSSVMCB2	27	312200 J03	100	
128	SPIRE PLW Ch21-24 . 21gnd		SPA.I	-	S111	021SS-38	6			Daisy ch to Pin 128 (A2)	HSSVMCB2	27	312200 J03	128	
-															
110	SPIRE PLW Ch21-24 . 22+		SPA.I	-	S111	021SS-38	6			PLW-A1	HSSVMCB2	27	312200 J03	110	
111	SPIRE PLW Ch21-24 . 22-		SPA.I	-	S111	021SS-38	6				HSSVMCB2	27	312200 J03	111	
128	SPIRE PLW Ch21-24 . 22gnd		SPA.I	-	S111	021SS-38	6			Daisy ch to Pin 128 (A2)	HSSVMCB2	27	312200 J03	128	
-															
118	SPIRE PLW Ch21-24 . 23+		SPA.I	-	S111	021SS-38	6			PLW-DK1	HSSVMCB2	27	312200 J03	118	
119	SPIRE PLW Ch21-24 . 23-		SPA.I	-	S111	021SS-38	6				HSSVMCB2	27	312200 J03	119	
128	SPIRE PLW Ch21-24 . 23gnd		SPA.I	-	S111	021SS-38	6			Daisy ch to Pin 128 (A2)	HSSVMCB2	27	312200 J03	128	
-															
112	SPIRE PLW Ch21-24 . 24+		SPA.I	-	S111	021SS-38	6			PLW-A2	HSSVMCB2	27	312200 J03	112	
120	SPIRE PLW Ch21-24 . 24-		SPA.I	-	S111	021SS-38	6				HSSVMCB2	27	312200 J03	120	
128	SPIRE PLW Ch21-24 . 24gnd		SPA.I	-	S111	021SS-38	6			Daisy ch to Pin 128 (A2)	HSSVMCB2	27	312200 J03	128	
-															
-	Faraday link									Cable P14 Faraday con to Busbar					
-															
-															
047	SPIRE PMW B06 GND WIRE A3		SPX.-	-	S463	010B0-30				Con to Cable from P15 GND/Shds	HSSVMCB2	27	312200 J03	047	
-															

Astrium GmbH	**Pin Allocation List**	Doc.No.: HP-2-ASED-IC-0016
Project: HERSCHEL	**(Harness)**	Issue: 1.0 Date: 21.04.2004
		Sheet: PAL-4 (of 8)

Connector: 211121 P24 **Function:** UFThr 215.0° (SPIRE XS-06JFP13,14,15,16) **Conn.-Type:** 197-012P24-35S (Plug)

Item: CVVUCR **Location:** 33 / CVV I/F CB Top PFM (CVVUCR) **Backshell:** G9254 F24 M / M24-03

EMC-Category: 2I/Sig H fr CVVFT to SVMCB

Pin	Signal Designation	Interface-Code Circuit	Signal	Pos.	Ch. ID	Wiring	Grouping: Shd	Cable	Twist	Comment	Target-Item	Location	Connector	Pin	New	
090	SPIRE PLW Ch25-28 . 25+		SPA.I	-	S113	021SS-38	7			PLW-E1	HSSVMCB2	27	312200 J03	090		
079	SPIRE PLW Ch25-28 . 25-		SPA.I	-	S113	021SS-38	7				HSSVMCB2	27	312200 J03	079		
128	SPIRE PLW Ch25-28 . 25gnd		SPA.I	-	S113	021SS-38	7			Daisy ch to Pin 047 (A3)	HSSVMCB2	27	312200 J03	128	3.	3.
102	SPIRE PLW Ch25-28 . 26+		SPA.I	-	S113	021SS-38	7			PLW-E2	HSSVMCB2	27	312200 J03	102		
101	SPIRE PLW Ch25-28 . 26-		SPA.I	-	S113	021SS-38	7				HSSVMCB2	27	312200 J03	101		
128	SPIRE PLW Ch25-28 . 26gnd		SPA.I	-	S113	021SS-38	7			Daisy ch to Pin 047 (A3)	HSSVMCB2	27	312200 J03	128	3.	3.
092	SPIRE PLW Ch25-28 . 27+		SPA.I	-	S113	021SS-38	7			PLW-E3	HSSVMCB2	27	312200 J03	092		
091	SPIRE PLW Ch25-28 . 27-		SPA.I	-	S113	021SS-38	7				HSSVMCB2	27	312200 J03	091		
128	SPIRE PLW Ch25-28 . 27gnd		SPA.I	-	S113	021SS-38	7			Daisy ch to Pin 047 (A3)	HSSVMCB2	27	312200 J03	128	3.	3.
103	SPIRE PLW Ch25-28 . 28+		SPA.I	-	S113	021SS-38	7			PLW-E4	HSSVMCB2	27	312200 J03	103		
113	SPIRE PLW Ch25-28 . 28-		SPA.I	-	S113	021SS-38	7				HSSVMCB2	27	312200 J03	113		
128	SPIRE PLW Ch25-28 . 28gnd		SPA.I	-	S113	021SS-38	7			Daisy ch to Pin 047 (A3)	HSSVMCB2	27	312200 J03	128	3.	3.
058	SPIRE PLW Ch29-32 . 29+		SPA.I	-	S114	021SS-38	8			PLW-D1	HSSVMCB2	27	312200 J03	058		
046	SPIRE PLW Ch29-32 . 29-		SPA.I	-	S114	021SS-38	8				HSSVMCB2	27	312200 J03	046		
128	SPIRE PLW Ch29-32 . 29gnd		SPA.I	-	S114	021SS-38	8			Daisy ch to Pin 047 (A3)	HSSVMCB2	27	312200 J03	128	3.	3.
068	SPIRE PLW Ch29-32 . 30+		SPA.I	-	S114	021SS-38	8			PLW-D2	HSSVMCB2	27	312200 J03	068		
057	SPIRE PLW Ch29-32 . 30-		SPA.I	-	S114	021SS-38	8				HSSVMCB2	27	312200 J03	057		
128	SPIRE PLW Ch29-32 . 30gnd		SPA.I	-	S114	021SS-38	8			Daisy ch to Pin 047 (A3)	HSSVMCB2	27	312200 J03	128	3.	3.
069	SPIRE PLW Ch29-32 . 31+		SPA.I	-	S114	021SS-38	8			PLW-D3	HSSVMCB2	27	312200 J03	069		
080	SPIRE PLW Ch29-32 . 31-		SPA.I	-	S114	021SS-38	8				HSSVMCB2	27	312200 J03	080		
128	SPIRE PLW Ch29-32 . 31gnd		SPA.I	-	S114	021SS-38	8			Daisy ch to Pin 047 (A3)	HSSVMCB2	27	312200 J03	128	3.	3.
070	SPIRE PLW Ch29-32 . 32+		SPA.I	-	S114	021SS-38	8			PLW-D4	HSSVMCB2	27	312200 J03	070		
081	SPIRE PLW Ch29-32 . 32-		SPA.I	-	S114	021SS-38	8				HSSVMCB2	27	312200 J03	081		
128	SPIRE PLW Ch29-32 . 32gnd		SPA.I	-	S114	021SS-38	8			Daisy ch to Pin 047 (A3)	HSSVMCB2	27	312200 J03	128	3.	3.
023	SPIRE PLW Ch33-36 . 33+		SPA.I	-	S115	021SS-38	9			PLW-C1	HSSVMCB2	27	312200 J03	023		
034	SPIRE PLW Ch33-36 . 33-		SPA.I	-	S115	021SS-38	9				HSSVMCB2	27	312200 J03	034		
004	SPIRE PLW Ch33-36 . 33gnd		SPA.I	-	S115	021SS-38	9			Daisy ch to Pin 047 (A3)	HSSVMCB2	27	312200 J03	004	3.	3.
033	SPIRE PLW Ch33-36 . 34+		SPA.I	-	S115	021SS-38	9			PLW-C3	HSSVMCB2	27	312200 J03	033		
045	SPIRE PLW Ch33-36 . 34-		SPA.I	-	S115	021SS-38	9				HSSVMCB2	27	312200 J03	045		
004	SPIRE PLW Ch33-36 . 34gnd		SPA.I	-	S115	021SS-38	9			Daisy ch to Pin 047 (A3)	HSSVMCB2	27	312200 J03	004	3.	3.

Pin Allocation List
(Harness)

Connector: 211121 P24 **Function:** UFThr 215.0° (SPIRE XS-06JFP13,14,15,16) **Conn.-Type:** 197-012P24-35S (Plug)
Item: CVVUCR **Location:** 33 / CVV I/F CB Top PFM (CVVUCR) **Backshell:** G9254 F24 M / M24-03
EMC-Category: 2I/Sig H fr CVVFT to SVMCB

Pin	Signal Designation	Interface-Code Circuit	Signal	Pos.	Ch. ID	Wiring	Grouping: Shd	Cable	Twist	Comment	Target-Item	Location	Connector	Pin	New	
-																
044	SPIRE PLW Ch33-36 . 35+		SPA.I	-	S115	021SS-38	9			PLW-C5	HSSVMCB2	27	312200 J03	044		
056	SPIRE PLW Ch33-36 . 35-		SPA.I	-	S115	021SS-38	9				HSSVMCB2	27	312200 J03	056		
004	SPIRE PLW Ch33-36 . 35gnd		SPA.I	-	S115	021SS-38	9			Daisy ch to Pin 047 (A3)	HSSVMCB2	27	312200 J03	004	3.	3.
-																
022	SPIRE PLW Ch33-36 . 36+		SPA.I	-	S115	021SS-38	9			PLW-T2	HSSVMCB2	27	312200 J03	022		
032	SPIRE PLW Ch33-36 . 36-		SPA.I	-	S115	021SS-38	9				HSSVMCB2	27	312200 J03	032		
004	SPIRE PLW Ch33-36 . 36gnd		SPA.I	-	S115	021SS-38	9			Daisy ch to Pin 047 (A3)	HSSVMCB2	27	312200 J03	004	3.	3.
-																
-	Faraday Link									Cable P15 Faraday Shd con to Busbar tbc						
-																
-																
004	SPIRE PMW B06 GND WIRE A4		SPX.-	-	S464	010B0-30				Con to Cable from P13 GND/Shds	HSSVMCB2	27	312200 J03	004		
-																
013	SPIRE PLW Ch37-40 . 37+		SPA.I	-	S118	021SS-38				PLW-E5	HSSVMCB2	27	312200 J03	013		
012	SPIRE PLW Ch37-40 . 37-		SPA.I	-	S118	021SS-38	10				HSSVMCB2	27	312200 J03	012		
004	SPIRE PLW Ch37-40 . 37gnd		SPA.I	-	S118	021SS-38	10			Daisy ch to Pin 004 (A4)	HSSVMCB2	27	312200 J03	004		
-																
021	SPIRE PLW Ch37-40 . 38+		SPA.I	-	S118	021SS-38	10			PLW-C6	HSSVMCB2	27	312200 J03	021		
020	SPIRE PLW Ch37-40 . 38-		SPA.I	-	S118	021SS-38	10				HSSVMCB2	27	312200 J03	020		
004	SPIRE PLW Ch37-40 . 38gnd		SPA.I	-	S118	021SS-38	10			Daisy ch to Pin 004 (A4)	HSSVMCB2	27	312200 J03	004		
-																
031	SPIRE PLW Ch37-40 . 39+		SPA.I	-	S118	021SS-38	10			PLW-C8	HSSVMCB2	27	312200 J03	031		
043	SPIRE PLW Ch37-40 . 39-		SPA.I	-	S118	021SS-38	10				HSSVMCB2	27	312200 J03	043		
004	SPIRE PLW Ch37-40 . 39gnd		SPA.I	-	S118	021SS-38	10			Daisy ch to Pin 004 (A4)	HSSVMCB2	27	312200 J03	004		
-																
042	SPIRE PLW Ch37-40 . 40+		SPA.I	-	S118	021SS-38	10			PLW-D5	HSSVMCB2	27	312200 J03	042		
054	SPIRE PLW Ch37-40 . 40-		SPA.I	-	S118	021SS-38	10				HSSVMCB2	27	312200 J03	054		
004	SPIRE PLW Ch37-40 . 40gnd		SPA.I	-	S118	021SS-38	10			Daisy ch to Pin 004 (A4)	HSSVMCB2	27	312200 J03	004		
-																
-																
010	SPIRE PLW Ch41-44 . 41+		SPA.I	-	S119	021SS-38	11			PLW-D6	HSSVMCB2	27	312200 J03	010		
011	SPIRE PLW Ch41-44 . 41-		SPA.I	-	S119	021SS-38	11				HSSVMCB2	27	312200 J03	011		
004	SPIRE PLW Ch41-44 . 41gnd		SPA.I	-	S119	021SS-38	11			Daisy ch to Pin 004 (A4)	HSSVMCB2	27	312200 J03	004		
-																
019	SPIRE PLW Ch41-44 . 42+		SPA.I	-	S119	021SS-38	11			PLW-D7	HSSVMCB2	27	312200 J03	019		
029	SPIRE PLW Ch41-44 . 42-		SPA.I	-	S119	021SS-38	11				HSSVMCB2	27	312200 J03	029		

Astrium GmbH	Pin Allocation List (Harness)	Doc.No.: HP-2-ASED-IC-0016
Project: HERSCHEL		Issue: 1.0 Date: 21.04.2004
		Sheet: PAL-6 (of 8)

Connector: 211121 P24 **Function:** UFThr 215.0° (SPIRE XS-06JFP13,14,15,16) **Conn.-Type:** 197-012P24-35S (Plug)

Item: CVVUCR **Location:** 33 / CVV I/F CB Top PFM (CVVUCR) **Backshell:** G9254 F24 M / M24-03

EMC-Category: 2I/Sig H fr CVVFT to SVMCB

Pin	Signal Designation	Interface-Code Circuit	Signal	Pos.	Ch. ID	Wiring	Grouping: Shd	Cable	Twist	Comment	Target-Item	Location	Connector	Pin	New
004	SPIRE PLW Ch41-44 . 42gnd		SPA.I	-	S119	021SS-38	11			Daisy ch to Pin 004 (A4)	HSSVMCB2	27	312200 J03	004	
-															
041	SPIRE PLW Ch41-44 . 43+		SPA.I	-	S119	021SS-38	11			PLW-D8	HSSVMCB2	27	312200 J03	041	
030	SPIRE PLW Ch41-44 . 43-		SPA.I	-	S119	021SS-38	11				HSSVMCB2	27	312200 J03	030	
004	SPIRE PLW Ch41-44 . 43gnd		SPA.I	-	S119	021SS-38	11			Daisy ch to Pin 004 (A4)	HSSVMCB2	27	312200 J03	004	
-															
053	SPIRE PLW Ch41-44 . 44+		SPA.I	-	S119	021SS-38	11			PLW-E7	HSSVMCB2	27	312200 J03	053	
052	SPIRE PLW Ch41-44 . 44-		SPA.I	-	S119	021SS-38	11				HSSVMCB2	27	312200 J03	052	
004	SPIRE PLW Ch41-44 . 44gnd		SPA.I	-	S119	021SS-38	11			Daisy ch to Pin 004 (A4)	HSSVMCB2	27	312200 J03	004	
-															
-															
009	SPIRE PLW Ch45-48 . 45+		SPA.I	-	S120	021SS-38	12			PLW-E6	HSSVMCB2	27	312200 J03	009	
017	SPIRE PLW Ch45-48 . 45-		SPA.I	-	S120	021SS-38	12				HSSVMCB2	27	312200 J03	017	
004	SPIRE PLW Ch45-48 . 45gnd		SPA.I	-	S120	021SS-38	12			Daisy ch to Pin 004 (A4)	HSSVMCB2	27	312200 J03	004	
-															
018	SPIRE PLW Ch45-48 . 46+		SPA.I	-	S120	021SS-38	12			PLW-E8	HSSVMCB2	27	312200 J03	018	
028	SPIRE PLW Ch45-48 . 46-		SPA.I	-	S120	021SS-38	12				HSSVMCB2	27	312200 J03	028	
004	SPIRE PLW Ch45-48 . 46gnd		SPA.I	-	S120	021SS-38	12			Daisy ch to Pin 004 (A4)	HSSVMCB2	27	312200 J03	004	
-															
016	SPIRE PLW Ch45-48 . 47+		SPA.I	-	S120	021SS-38	12			PLW-DK2	HSSVMCB2	27	312200 J03	016	
027	SPIRE PLW Ch45-48 . 47-		SPA.I	-	S120	021SS-38	12				HSSVMCB2	27	312200 J03	027	
004	SPIRE PLW Ch45-48 . 47gnd		SPA.I	-	S120	021SS-38	12			Daisy ch to Pin 004 (A4)	HSSVMCB2	27	312200 J03	004	
-															
040	SPIRE PLW Ch45-48 . 48+		SPA.I	-	S120	021SS-38	12			PLW-E9	HSSVMCB2	27	312200 J03	040	
039	SPIRE PLW Ch45-48 . 48-		SPA.I	-	S120	021SS-38	12				HSSVMCB2	27	312200 J03	039	
004	SPIRE PLW Ch45-48 . 48gnd		SPA.I	-	S120	021SS-38	12			Daisy ch to Pin 004 (A4)	HSSVMCB2	27	312200 J03	004	
-															
-	Faraday Link			-						Cable P13 Faraday Shd con to Busbar tbc					
-															
-															
001	Faraday Pins									Connected to Busbar ECR0039 tbc					
002	Faraday Pins									Connected to Busbar ECR0039 tbc					
003	Faraday Pins									Connected to Busbar ECR0039 tbc					
005	Faraday Pins									Connected to Busbar ECR0039 tbc					

Pin Allocation List
(Harness)

Connector: 211121 P24 **Function:** UFThr 215.0° (SPIRE XS-06JFP13,14,15,16) **Conn.-Type:** 197-012P24-35S (Plug)
Item: CVVUCR **Location:** 33 / CVV I/F CB Top PFM (CVVUCR) **Backshell:** G9254 F24 M / M24-03
EMC-Category: 2I/Sig H fr CVVFT to SVMCB

Pin	Signal Designation	Interface-Code Circuit	Signal	Pos.	Ch. ID	Wiring	Grouping: Shd	Cable	Twist	Comment	Target-Item	Location	Connector	Pin	New
006	Faraday Pins									Connected to Busbar ECR0039 tbc					
007	Faraday Pins									Connected to Busbar ECR0039 tbc					
008	Faraday Pins									Connected to Busbar ECR0039 tbc					
014	Faraday Pins									Connected to Busbar ECR0039 tbc					
015	Faraday Pins									Connected to Busbar ECR0039 tbc					
024	Faraday Pins									Connected to Busbar ECR0039 tbc					
025	Faraday Pins									Connected to Busbar ECR0039 tbc					
035	Faraday Pins									Connected to Busbar ECR0039 tbc					
082	Faraday Pins									Connected to Busbar ECR0039 tbc					
093	Faraday Pins									Connected to Busbar ECR0039 tbc					
094	Faraday Pins									Connected to Busbar ECR0039 tbc					
104	Faraday Pins									Connected to Busbar ECR0039 tbc					
105	Faraday Pins									Connected to Busbar ECR0039 tbc					
114	Faraday Pins									Connected to Busbar ECR0039 tbc					
115	Faraday Pins									Connected to Busbar ECR0039 tbc					
121	Faraday Pins									Connected to Busbar ECR0039 tbc					
122	Faraday Pins									Connected to Busbar ECR0039 tbc					
123	Faraday Pins									Connected to Busbar ECR0039 tbc					
124	Faraday Pins									Connected to Busbar ECR0039 tbc					
125	Faraday Pins									Connected to Busbar ECR0039 tbc					

Pin Allocation List
(Harness)

Connector: 211121 P24 **Function:** UFThr 215.0° (SPIRE XS-06JFP13,14,15,16) **Conn.-Type:** 197-012P24-35S (Plug)
Item: CVVUCR **Location:** 33 / CVV I/F CB Top PFM (CVVUCR) **Backshell:** G9254 F24 M / M24-03
EMC-Category: 2I/Sig H fr CVVFT to SVMCB

Pin	Signal Designation	Interface-Code Circuit	Signal	Pos.	Ch. ID	Wiring	Grouping: Shd	Cable	Twist	Comment	Target-Item	Location	Connector	Pin	New
126	Faraday Pins									Connected to Busbar ECR0039 tbc					
127	Faraday Pins									Connected to Busbar ECR0039 tbc					
-															
-	Connector Housing									CH isolated from Faraday Shds					
-	Insulating Jacket									Insulating Jacket between Bundle Overall Shd and Faraday Shd					
-	Bundle Overall Shd			-						Bundle Overall Shd con to Backshell					
-	to inner overall shield														3.

Astrium GmbH	**Pin Allocation List**	Doc.No.: HP-2-ASED-IC-0016
Project: HERSCHEL	(Harness)	Issue: 1.0 Date: 21.04.2004
For wiring Schematic see SIH-15-05- CVVUCR P23		Sheet: PAL-1 (of 8)

Connector: 211121 P25 **Function:** UFThr 235.0° (SPIRE XS-07 JFP9,10,11,12) **Conn.-Type:** 197-012P24-35S (Plug)

Item: CVVUCR **Location:** 33 / CVV I/F CB Top PFM (CVVUCR) **Backshell:** G9254 F24 M / M24-03

EMC-Category: 2I/Sig H fr CVVFT to SVMCB

Pin	Signal Designation	Interface-Code Circuit	Signal	Pos.	Ch. ID	Wiring	Grouping: Shd	Cable	Twist	Comment	Target-Item	Location	Connector	Pin	New
036	SPIRE PLW B07 GND WIRE A1		SPX.-	-	S471	010B0-30				*Con to Cable from P09 GND/Shds*	HSSVMCB2	27	312200 J04	036	
-															
026	SPIRE PSW (5) Ch01-04 . 1+		SPC.I	-	S158	021SS-38	1			PSW-D11	HSSVMCB2	27	312200 J04	026	
037	SPIRE PSW (5) Ch01-04 . 1-		SPC.I	-	S158	021SS-38	1				HSSVMCB2	27	312200 J04	037	
036	SPIRE PSW (5) Ch01-04 . 1gnd		SPC.I	-	S158	021SS-38	1			Daisy ch to Pin 36 (A1)	HSSVMCB2	27	312200 J04	036	
-															
038	SPIRE PSW (5) Ch01-04 . 2+		SPC.I	-	S158	021SS-38	1			PSW-A10	HSSVMCB2	27	312200 J04	038	
049	SPIRE PSW (5) Ch01-04 . 2-		SPC.I	-	S158	021SS-38	1				HSSVMCB2	27	312200 J04	049	
036	SPIRE PSW (5) Ch01-04 . 2gnd		SPC.I	-	S158	021SS-38	1			Daisy ch to Pin 36 (A1)	HSSVMCB2	27	312200 J04	036	
-															
048	SPIRE PSW (5) Ch01-04 . 3+		SPC.I	-	S158	021SS-38	1			PSW-E10	HSSVMCB2	27	312200 J04	048	
060	SPIRE PSW (5) Ch01-04 . 3-		SPC.I	-	S158	021SS-38	1				HSSVMCB2	27	312200 J04	060	
036	SPIRE PSW (5) Ch01-04 . 3gnd		SPC.I	-	S158	021SS-38	1			Daisy ch to Pin 36 (A1)	HSSVMCB2	27	312200 J04	036	
-															
059	SPIRE PSW (5) Ch01-04 . 4+		SPC.I	-	S158	021SS-38	1			PSW-C10	HSSVMCB2	27	312200 J04	059	
071	SPIRE PSW (5) Ch01-04 . 4-		SPC.I	-	S158	021SS-38	1				HSSVMCB2	27	312200 J04	071	
036	SPIRE PSW (5) Ch01-04 . 4gnd		SPC.I	-	S158	021SS-38	1			Daisy ch to Pin 36 (A1)	HSSVMCB2	27	312200 J04	036	
-															
-															
050	SPIRE PSW (5) Ch05-08 . 5+		SPC.I	-	S159	021SS-38	2			PSW-B10	HSSVMCB2	27	312200 J04	050	
061	SPIRE PSW (5) Ch05-08 . 5-		SPC.I	-	S159	021SS-38	2				HSSVMCB2	27	312200 J04	061	
036	SPIRE PSW (5) Ch05-08 . 5gnd		SPC.I	-	S159	021SS-38	2			Daisy ch to Pin 36 (A1)	HSSVMCB2	27	312200 J04	036	
-															
062	SPIRE PSW (5) Ch05-08 . 6+		SPC.I	-	S159	021SS-38	2			PSW-D10	HSSVMCB2	27	312200 J04	062	
051	SPIRE PSW (5) Ch05-08 . 6-		SPC.I	-	S159	021SS-38	2				HSSVMCB2	27	312200 J04	051	
036	SPIRE PSW (5) Ch05-08 . 6gnd		SPC.I	-	S159	021SS-38	2			Daisy ch to Pin 36 (A1)	HSSVMCB2	27	312200 J04	036	
-															
063	SPIRE PSW (5) Ch05-08 . 7+		SPC.I	-	S159	021SS-38	2			PSW-A9	HSSVMCB2	27	312200 J04	063	
075	SPIRE PSW (5) Ch05-08 . 7-		SPC.I	-	S159	021SS-38	2				HSSVMCB2	27	312200 J04	075	
036	SPIRE PSW (5) Ch05-08 . 7gnd		SPC.I	-	S159	021SS-38	2			Daisy ch to Pin 36 (A1)	HSSVMCB2	27	312200 J04	036	
-															
074	SPIRE PSW (5) Ch05-08 . 8+		SPC.I	-	S159	021SS-38	2			PSW-E9	HSSVMCB2	27	312200 J04	074	
073	SPIRE PSW (5) Ch05-08 . 8-		SPC.I	-	S159	021SS-38	2				HSSVMCB2	27	312200 J04	073	
036	SPIRE PSW (5) Ch05-08 . 8gnd		SPC.I	-	S159	021SS-38	2			Daisy ch to Pin 36 (A1)	HSSVMCB2	27	312200 J04	036	
-															
-															
083	SPIRE PSW (5) Ch09-12 . 9+		SPC.I	-	S160	021SS-38	3			PSW-C9	HSSVMCB2	27	312200 J04	083	
072	SPIRE PSW (5) Ch09-12 . 9-		SPC.I	-	S160	021SS-38	3				HSSVMCB2	27	312200 J04	072	

Astrium GmbH	**Pin Allocation List** (Harness)	Doc.No.: HP-2-ASED-IC-0016
Project: HERSCHEL		Issue: 1.0 Date: 21.04.2004
		Sheet: PAL-2 (of 8)

Connector: 211121 P25 **Function:** UFThr 235.0° (SPIRE XS-07 JFP9,10,11,12) **Conn.-Type:** 197-012P24-35S (Plug)

Item: CVVUCR **Location:** 33 / CVV I/F CB Top PFM (CVVUCR) **Backshell:** G9254 F24 M / M24-03

EMC-Category: 2I/Sig H fr CVVFT to SVMCB

		Interface-Code					Grouping:								
Pin	**Signal Designation**	**Circuit**	**Signal**	**Pos.**	**Ch. ID**	**Wiring**	**Shd**	**Cable**	**Twist**	**Comment**	**Target-Item**	**Location**	**Connector**	**Pin**	**New**
036	SPIRE PSW (5) Ch09-12 . 9gnd		SPC.I	-	S160	021SS-38	3			Daisy ch to Pin 36 (A1)	HSSVMCB2	27	312200 J04	036	
-															
095	SPIRE PSW (5) Ch09-12 . 10+		SPC.I	-	S160	021SS-38	3			PSW-B9	HSSVMCB2	27	312200 J04	095	
084	SPIRE PSW (5) Ch09-12 . 10-		SPC.I	-	S160	021SS-38	3				HSSVMCB2	27	312200 J04	084	
036	SPIRE PSW (5) Ch09-12 . 10gnd		SPC.I	-	S160	021SS-38	3			Daisy ch to Pin 36 (A1)	HSSVMCB2	27	312200 J04	036	
-															
096	SPIRE PSW (5) Ch09-12 . 11+		SPC.I	-	S160	021SS-38	3			PSW-D9	HSSVMCB2	27	312200 J04	096	
085	SPIRE PSW (5) Ch09-12 . 11-		SPC.I	-	S160	021SS-38	3				HSSVMCB2	27	312200 J04	085	
036	SPIRE PSW (5) Ch09-12 . 11gnd		SPC.I	-	S160	021SS-38	3			Daisy ch to Pin 36 (A1)	HSSVMCB2	27	312200 J04	036	
-															
106	SPIRE PSW (5) Ch09-12 . 12+		SPC.I	-	S160	021SS-38	3			PSW-A8	HSSVMCB2	27	312200 J04	106	
107	SPIRE PSW (5) Ch09-12 . 12-		SPC.I	-	S160	021SS-38	3				HSSVMCB2	27	312200 J04	107	
036	SPIRE PSW (5) Ch09-12 . 12gnd		SPC.I	-	S160	021SS-38	3			Daisy ch to Pin 36 (A1)	HSSVMCB2	27	312200 J04	036	
-															
-	Faraday Link									Cable P09 Faraday Shd con to Busbar tbc					
-															
-															
128	SPIRE PLW B07 GND WIRE A2		SPX.-	-	S472	010B0-30				Con to Cable from P10 GND/Shds	HSSVMCB2	27	312200 J04	128	
-															
086	SPIRE PSW (5) Ch13-16 . 13+		SPC.I	-	S163	021SS-38	4			PSW-C8	HSSVMCB2	27	312200 J04	086	
087	SPIRE PSW (5) Ch13-16 . 13-		SPC.I	-	S163	021SS-38	4				HSSVMCB2	27	312200 J04	087	
036	SPIRE PSW (5) Ch13-16 . 13gnd		SPC.I	-	S163	021SS-38	4			Daisy ch to Pin 128 (A2)	HSSVMCB2	27	312200 J04	036	3. 3.
-															
097	SPIRE PSW (5) Ch13-16 . 14+		SPC.I	-	S163	021SS-38	4			PSW-E8	HSSVMCB2	27	312200 J04	097	
098	SPIRE PSW (5) Ch13-16 . 14-		SPC.I	-	S163	021SS-38	4				HSSVMCB2	27	312200 J04	098	
036	SPIRE PSW (5) Ch13-16 . 14gnd		SPC.I	-	S163	021SS-38	4			Daisy ch to Pin 128 (A2)	HSSVMCB2	27	312200 J04	036	3. 3.
-															
108	SPIRE PSW (5) Ch13-16 . 15+		SPC.I	-	S163	021SS-38	4			PSW-D8	HSSVMCB2	27	312200 J04	108	
109	SPIRE PSW (5) Ch13-16 . 15-		SPC.I	-	S163	021SS-38	4				HSSVMCB2	27	312200 J04	109	
036	SPIRE PSW (5) Ch13-16 . 15gnd		SPC.I	-	S163	021SS-38	4			Daisy ch to Pin 128 (A2)	HSSVMCB2	27	312200 J04	036	3. 3.
-															
116	SPIRE PSW (5) Ch13-16 . 16+		SPC.I	-	S163	021SS-38	4			PSW-B8	HSSVMCB2	27	312200 J04	116	
117	SPIRE PSW (5) Ch13-16 . 16-		SPC.I	-	S163	021SS-38	4				HSSVMCB2	27	312200 J04	117	
036	SPIRE PSW (5) Ch13-16 . 16gnd		SPC.I	-	S163	021SS-38	4			Daisy ch to Pin 128 (A2)	HSSVMCB2	27	312200 J04	036	3. 3.
-															
-															
055	SPIRE PSW (5) Ch17-20 . 17+		SPC.I	-	S164	021SS-38	5			PSW-C7	HSSVMCB2	27	312200 J04	055	

Connector: 211121 P25 **Function:** UFThr 235.0° (SPIRE XS-07 JFP9,10,11,12) **Conn.-Type:** 197-012P24-35S (Plug)
Item: CVVUCR **Location:** 33 / CVV I/F CB Top PFM (CVVUCR) **Backshell:** G9254 F24 M / M24-03
EMC-Category: 2I/Sig H fr CVVFT to SVMCB

Pin	Signal Designation	Interface-Code Circuit	Signal	Pos.	Ch. ID	Wiring	Grouping: Shd	Cable	Twist	Comment	Target-Item	Location	Connector	Pin	New
066	SPIRE PSW (5) Ch17-20 . 17-		SPC.I	-	S164	021SS-38	5				HSSVMCB2	27	312200 J04	066	
128	SPIRE PSW (5) Ch17-20 . 17gnd		SPC.I	-	S164	021SS-38	5			Daisy ch to Pin 128 (A2)	HSSVMCB2	27	312200 J04	128	
-															
067	SPIRE PSW (5) Ch17-20 . 18+		SPC.I	-	S164	021SS-38	5			PSW-E7	HSSVMCB2	27	312200 J04	067	
078	SPIRE PSW (5) Ch17-20 . 18-		SPC.I	-	S164	021SS-38	5				HSSVMCB2	27	312200 J04	078	
128	SPIRE PSW (5) Ch17-20 . 18gnd		SPC.I	-	S164	021SS-38	5			Daisy ch to Pin 128 (A2)	HSSVMCB2	27	312200 J04	128	
-															
076	SPIRE PSW (5) Ch17-20 . 19+		SPC.I	-	S164	021SS-38	5			PSW-A7	HSSVMCB2	27	312200 J04	076	
077	SPIRE PSW (5) Ch17-20 . 19-		SPC.I	-	S164	021SS-38	5				HSSVMCB2	27	312200 J04	077	
128	SPIRE PSW (5) Ch17-20 . 19gnd		SPC.I	-	S164	021SS-38	5			Daisy ch to Pin 128 (A2)	HSSVMCB2	27	312200 J04	128	
-															
088	SPIRE PSW (5) Ch17-20 . 20+		SPC.I	-	S164	021SS-38	5			PSW-D7	HSSVMCB2	27	312200 J04	088	
089	SPIRE PSW (5) Ch17-20 . 20-		SPC.I	-	S164	021SS-38	5				HSSVMCB2	27	312200 J04	089	
128	SPIRE PSW (5) Ch17-20 . 20gnd		SPC.I	-	S164	021SS-38	5			Daisy ch to Pin 128 (A2)	HSSVMCB2	27	312200 J04	128	
-															
-															
099	SPIRE PSW (5) Ch21-24 . 21+		SPC.I	-	S165	021SS-38	6			PSW-B7	HSSVMCB2	27	312200 J04	099	
100	SPIRE PSW (5) Ch21-24 . 21-		SPC.I	-	S165	021SS-38	6				HSSVMCB2	27	312200 J04	100	
128	SPIRE PSW (5) Ch21-24 . 21gnd		SPC.I	-	S165	021SS-38	6			Daisy ch to Pin 128 (A2)	HSSVMCB2	27	312200 J04	128	
-															
110	SPIRE PSW (5) Ch21-24 . 22+		SPC.I	-	S165	021SS-38	6			PSW-C6	HSSVMCB2	27	312200 J04	110	
111	SPIRE PSW (5) Ch21-24 . 22-		SPC.I	-	S165	021SS-38	6				HSSVMCB2	27	312200 J04	111	
128	SPIRE PSW (5) Ch21-24 . 22gnd		SPC.I	-	S165	021SS-38	6			Daisy ch to Pin 128 (A2)	HSSVMCB2	27	312200 J04	128	
-															
118	SPIRE PSW (5) Ch21-24 . 23+		SPC.I	-	S165	021SS-38	6			PSW-E6	HSSVMCB2	27	312200 J04	118	
119	SPIRE PSW (5) Ch21-24 . 23-		SPC.I	-	S165	021SS-38	6				HSSVMCB2	27	312200 J04	119	
128	SPIRE PSW (5) Ch21-24 . 23gnd		SPC.I	-	S165	021SS-38	6			Daisy ch to Pin 128 (A2)	HSSVMCB2	27	312200 J04	128	
-															
112	SPIRE PSW (5) Ch21-24 . 24+		SPC.I	-	S165	021SS-38	6			PSW-A6	HSSVMCB2	27	312200 J04	112	
120	SPIRE PSW (5) Ch21-24 . 24-		SPC.I	-	S165	021SS-38	6				HSSVMCB2	27	312200 J04	120	
128	SPIRE PSW (5) Ch21-24 . 24gnd		SPC.I	-	S165	021SS-38	6			Daisy ch to Pin 128 (A2)	HSSVMCB2	27	312200 J04	128	
-															
-	Faraday Link									Cable P10 Faraday Shd con to Busbar tbc					
-															
-															
047	SPIRE PLW B07 GND WIRE A3		SPX.-	-	S473	010B0-30				Con to Cable from P11 GND/Shds	HSSVMCB2	27	312200 J04	047	
-															

Astrium GmbH	Pin Allocation List (Harness)	Doc.No.: HP-2-ASED-IC-0016
Project: HERSCHEL		Issue: 1.0 Date: 21.04.2004
		Sheet: PAL-4 (of 8)

Connector: 211121 P25 **Function:** UFThr 235.0° (SPIRE XS-07 JFP9,10,11,12) **Conn.-Type:** 197-012P24-35S (Plug)

Item: CVVUCR **Location:** 33 / CVV I/F CB Top PFM (CVVUCR) **Backshell:** G9254 F24 M / M24-03

EMC-Category: 2I/Sig H fr CVVFT to SVMCB

Pin	Signal Designation	Interface-Code Circuit	Signal	Pos.	Ch. ID	Wiring	Grouping: Shd	Cable	Twist	Comment	Target-Item	Location	Connector	Pin	New	
090	SPIRE PSW (6) Ch25-28 . 25+		SPC.I	-	S167	021SS-38	7			PSW-G5	HSSVMCB2	27	312200 J04	090		
079	SPIRE PSW (6) Ch25-28 . 25-		SPC.I	-	S167	021SS-38	7				HSSVMCB2	27	312200 J04	079		
128	SPIRE PSW (6) Ch25-28 . 25gnd		SPC.I	-	S167	021SS-38	7			Daisy ch to Pin 047 (A3)	HSSVMCB2	27	312200 J04	128	3.	3.
-																
102	SPIRE PSW (6) Ch25-28 . 26+		SPC.I	-	S167	021SS-38	7			PSW-H6	HSSVMCB2	27	312200 J04	102		
101	SPIRE PSW (6) Ch25-28 . 26-		SPC.I	-	S167	021SS-38	7				HSSVMCB2	27	312200 J04	101		
128	SPIRE PSW (6) Ch25-28 . 26gnd		SPC.I	-	S167	021SS-38	7			Daisy ch to Pin 047 (A3)	HSSVMCB2	27	312200 J04	128	3.	3.
-																
092	SPIRE PSW (6) Ch25-28 . 27+		SPC.I	-	S167	021SS-38	7			PSW-J6	HSSVMCB2	27	312200 J04	092		
091	SPIRE PSW (6) Ch25-28 . 27-		SPC.I	-	S167	021SS-38	7				HSSVMCB2	27	312200 J04	091		
128	SPIRE PSW (6) Ch25-28 . 27gnd		SPC.I	-	S167	021SS-38	7			Daisy ch to Pin 047 (A3)	HSSVMCB2	27	312200 J04	128	3.	3.
-																
103	SPIRE PSW (6) Ch25-28 . 28+		SPC.I	-	S167	021SS-38	7			PSW-F6	HSSVMCB2	27	312200 J04	103		
113	SPIRE PSW (6) Ch25-28 . 28-		SPC.I	-	S167	021SS-38	7				HSSVMCB2	27	312200 J04	113		
128	SPIRE PSW (6) Ch25-28 . 28gnd		SPC.I	-	S167	021SS-38	7			Daisy ch to Pin 047 (A3)	HSSVMCB2	27	312200 J04	128	3.	3.
-																
-																
058	SPIRE PSW (6) Ch29-32 . 29+		SPC.I	-	S168	021SS-38	8			PSW-G6	HSSVMCB2	27	312200 J04	058		
046	SPIRE PSW (6) Ch29-32 . 29-		SPC.I	-	S168	021SS-38	8				HSSVMCB2	27	312200 J04	046		
128	SPIRE PSW (6) Ch29-32 . 29gnd		SPC.I	-	S168	021SS-38	8			Daisy ch to Pin 047 (A3)	HSSVMCB2	27	312200 J04	128	3.	3.
-																
068	SPIRE PSW (6) Ch29-32 . 30+		SPC.I	-	S168	021SS-38	8			PSW-H7	HSSVMCB2	27	312200 J04	068		
057	SPIRE PSW (6) Ch29-32 . 30-		SPC.I	-	S168	021SS-38	8				HSSVMCB2	27	312200 J04	057		
128	SPIRE PSW (6) Ch29-32 . 30gnd		SPC.I	-	S168	021SS-38	8			Daisy ch to Pin 047 (A3)	HSSVMCB2	27	312200 J04	128	3.	3.
-																
069	SPIRE PSW (6) Ch29-32 . 31+		SPC.I	-	S168	021SS-38	8			PSW-F7	HSSVMCB2	27	312200 J04	069		
080	SPIRE PSW (6) Ch29-32 . 31-		SPC.I	-	S168	021SS-38	8				HSSVMCB2	27	312200 J04	080		
128	SPIRE PSW (6) Ch29-32 . 31gnd		SPC.I	-	S168	021SS-38	8			Daisy ch to Pin 047 (A3)	HSSVMCB2	27	312200 J04	128	3.	3.
-																
070	SPIRE PSW (6) Ch29-32 . 32+		SPC.I	-	S168	021SS-38	8			PSW-J7	HSSVMCB2	27	312200 J04	070		
081	SPIRE PSW (6) Ch29-32 . 32-		SPC.I	-	S168	021SS-38	8				HSSVMCB2	27	312200 J04	081		
128	SPIRE PSW (6) Ch29-32 . 32gnd		SPC.I	-	S168	021SS-38	8			Daisy ch to Pin 047 (A3)	HSSVMCB2	27	312200 J04	128	3.	3.
-																
-																
023	SPIRE PSW (6) Ch33-36 . 33+		SPC.I	-	S169	021SS-38	9			PSW-G7	HSSVMCB2	27	312200 J04	023		
034	SPIRE PSW (6) Ch33-36 . 33-		SPC.I	-	S169	021SS-38	9				HSSVMCB2	27	312200 J04	034		
004	SPIRE PSW (6) Ch33-36 . 33gnd		SPC.I	-	S169	021SS-38	9			Daisy ch to Pin 047 (A3)	HSSVMCB2	27	312200 J04	004	3.	3.
-																
033	SPIRE PSW (6) Ch33-36 . 34+		SPC.I	-	S169	021SS-38	9			PSW-H8	HSSVMCB2	27	312200 J04	033		

Astrium GmbH	Pin Allocation List (Harness)	Doc.No.: HP-2-ASED-IC-0016
Project: HERSCHEL		Issue: 1.0 Date: 21.04.2004
		Sheet: PAL-5 (of 8)

Connector: 211121 P25 **Function:** UFThr 235.0° (SPIRE XS-07 JFP9,10,11,12) **Conn.-Type:** 197-012P24-35S (Plug)

Item: CVVUCR **Location:** 33 / CVV I/F CB Top PFM (CVVUCR) **Backshell:** G9254 F24 M / M24-03

EMC-Category: 2I/Sig H fr CVVFT to SVMCB

		Interface-Code					Grouping:								
Pin	Signal Designation	Circuit	Signal	Pos.	Ch. ID	Wiring	Shd	Cable	Twist	Comment	Target-Item	Location	Connector	Pin	New
045	SPIRE PSW (6) Ch33-36 . 34-		SPC.I	-	S169	021SS-38	9				HSSVMCB2	27	312200 J04	045	
004	SPIRE PSW (6) Ch33-36 . 34gnd		SPC.I	-	S169	021SS-38	9			Daisy ch to Pin 047 (A3)	HSSVMCB2	27	312200 J04	004	3. 3.
-															
044	SPIRE PSW (6) Ch33-36 . 35+		SPC.I	-	S169	021SS-38	9			PSW-F8	HSSVMCB2	27	312200 J04	044	
056	SPIRE PSW (6) Ch33-36 . 35-		SPC.I	-	S169	021SS-38	9				HSSVMCB2	27	312200 J04	056	
004	SPIRE PSW (6) Ch33-36 . 35gnd		SPC.I	-	S169	021SS-38	9			Daisy ch to Pin 047 (A3)	HSSVMCB2	27	312200 J04	004	3. 3.
-															
022	SPIRE PSW (6) Ch33-36 . 36+		SPC.I	-	S169	021SS-38	9			PSW-G8	HSSVMCB2	27	312200 J04	022	
032	SPIRE PSW (6) Ch33-36 . 36-		SPC.I	-	S169	021SS-38	9				HSSVMCB2	27	312200 J04	032	
004	SPIRE PSW (6) Ch33-36 . 36gnd		SPC.I	-	S169	021SS-38	9			Daisy ch to Pin 047 (A3)	HSSVMCB2	27	312200 J04	004	3. 3.
-															
-	Faraday Link									Cable P11 Faraday Shd con to Busbar tbc					
-															
-															
004	SPIRE PLW B07 GND WIRE A4		SPX.-	-	S474	010B0-30				Con to Cable from P12 GND/Shds	HSSVMCB2	27	312200 J04	004	
-															
013	SPIRE PSW (6) Ch37-40 . 37+		SPC.I	-	S172	021SS-38	10			PSW-J8	HSSVMCB2	27	312200 J04	013	
012	SPIRE PSW (6) Ch37-40 . 37-		SPC.I	-	S172	021SS-38	10				HSSVMCB2	27	312200 J04	012	
004	SPIRE PSW (6) Ch37-40 . 37gnd		SPC.I	-	S172	021SS-38	10			Daisy ch to Pin 004 (A4)	HSSVMCB2	27	312200 J04	004	
-															
021	SPIRE PSW (6) Ch37-40 . 38+		SPC.I	-	S172	021SS-38	10			PSW-F9	HSSVMCB2	27	312200 J04	021	
020	SPIRE PSW (6) Ch37-40 . 38-		SPC.I	-	S172	021SS-38	10				HSSVMCB2	27	312200 J04	020	
004	SPIRE PSW (6) Ch37-40 . 38gnd		SPC.I	-	S172	021SS-38	10			Daisy ch to Pin 004 (A4)	HSSVMCB2	27	312200 J04	004	
-															
031	SPIRE PSW (6) Ch37-40 . 39+		SPC.I	-	S172	021SS-38	10			PSW-H9	HSSVMCB2	27	312200 J04	031	
043	SPIRE PSW (6) Ch37-40 . 39-		SPC.I	-	S172	021SS-38	10				HSSVMCB2	27	312200 J04	043	
004	SPIRE PSW (6) Ch37-40 . 39gnd		SPC.I	-	S172	021SS-38	10			Daisy ch to Pin 004 (A4)	HSSVMCB2	27	312200 J04	004	
-															
042	SPIRE PSW (6) Ch37-40 . 40+		SPC.I	-	S172	021SS-38	10			PSW-G9	HSSVMCB2	27	312200 J04	042	
054	SPIRE PSW (6) Ch37-40 . 40-		SPC.I	-	S172	021SS-38	10				HSSVMCB2	27	312200 J04	054	
004	SPIRE PSW (6) Ch37-40 . 40gnd		SPC.I	-	S172	021SS-38	10			Daisy ch to Pin 004 (A4)	HSSVMCB2	27	312200 J04	004	
-															
-															
010	SPIRE PSW (6) Ch41-44 . 41+		SPC.I	-	S173	021SS-38	11			PSW-J9	HSSVMCB2	27	312200 J04	010	
011	SPIRE PSW (6) Ch41-44 . 41-		SPC.I	-	S173	021SS-38	11				HSSVMCB2	27	312200 J04	011	
004	SPIRE PSW (6) Ch41-44 . 41gnd		SPC.I	-	S173	021SS-38	11			Daisy ch to Pin 004 (A4)	HSSVMCB2	27	312200 J04	004	
-															

Astrium GmbH	**Pin Allocation List** (Harness)	Doc.No.: HP-2-ASED-IC-0016
Project: HERSCHEL		Issue: 1.0 Date: 21.04.2004
		Sheet: PAL-6 (of 8)

Connector: 211121 P25 **Function:** UFThr 235.0° (SPIRE XS-07 JFP9,10,11,12) **Conn.-Type:** 197-012P24-35S (Plug)

Item: CVVUCR **Location:** 33 / CVV I/F CB Top PFM (CVVUCR) **Backshell:** G9254 F24 M / M24-03

EMC-Category: 2I/Sig H fr CVVFT to SVMCB

Pin	Signal Designation	Interface-Code Circuit	Signal	Pos.	Ch. ID	Wiring	Grouping: Shd	Cable	Twist	Comment	Target-Item	Location	Connector	Pin	New
019	SPIRE PSW (6) Ch41-44 . 42+		SPC.I	-	S173	021SS-38	11			PSW-F10	HSSVMCB2	27	312200 J04	019	
029	SPIRE PSW (6) Ch41-44 . 42-		SPC.I	-	S173	021SS-38	11				HSSVMCB2	27	312200 J04	029	
004	SPIRE PSW (6) Ch41-44 . 42gnd		SPC.I	-	S173	021SS-38	11			Daisy ch to Pin 004 (A4)	HSSVMCB2	27	312200 J04	004	
-															
041	SPIRE PSW (6) Ch41-44 . 43+		SPC.I	-	S173	021SS-38	11			PSW-H10	HSSVMCB2	27	312200 J04	041	
030	SPIRE PSW (6) Ch41-44 . 43-		SPC.I	-	S173	021SS-38	11				HSSVMCB2	27	312200 J04	030	
004	SPIRE PSW (6) Ch41-44 . 43gnd		SPC.I	-	S173	021SS-38	11			Daisy ch to Pin 004 (A4)	HSSVMCB2	27	312200 J04	004	
-															
053	SPIRE PSW (6) Ch41-44 . 44+		SPC.I	-	S173	021SS-38	11			PSW-G10	HSSVMCB2	27	312200 J04	053	
052	SPIRE PSW (6) Ch41-44 . 44-		SPC.I	-	S173	021SS-38	11				HSSVMCB2	27	312200 J04	052	
004	SPIRE PSW (6) Ch41-44 . 44gnd		SPC.I	-	S173	021SS-38	11			Daisy ch to Pin 004 (A4)	HSSVMCB2	27	312200 J04	004	
-															
-															
009	SPIRE PSW (6) Ch45-48 . 45+		SPC.I	-	S174	021SS-38	12			PSW-F11	HSSVMCB2	27	312200 J04	009	
017	SPIRE PSW (6) Ch45-48 . 45-		SPC.I	-	S174	021SS-38	12				HSSVMCB2	27	312200 J04	017	
004	SPIRE PSW (6) Ch45-48 . 45gnd		SPC.I	-	S174	021SS-38	12			Daisy ch to Pin 004 (A4)	HSSVMCB2	27	312200 J04	004	
-															
018	SPIRE PSW (6) Ch45-48 . 46+		SPC.I	-	S174	021SS-38	12			PSW-J10	HSSVMCB2	27	312200 J04	018	
028	SPIRE PSW (6) Ch45-48 . 46-		SPC.I	-	S174	021SS-38	12				HSSVMCB2	27	312200 J04	028	
004	SPIRE PSW (6) Ch45-48 . 46gnd		SPC.I	-	S174	021SS-38	12			Daisy ch to Pin 004 (A4)	HSSVMCB2	27	312200 J04	004	
-															
016	SPIRE PSW (6) Ch45-48 . 47+		SPC.I	-	S174	021SS-38	12			PSW-H11	HSSVMCB2	27	312200 J04	016	
027	SPIRE PSW (6) Ch45-48 . 47-		SPC.I	-	S174	021SS-38	12				HSSVMCB2	27	312200 J04	027	
004	SPIRE PSW (6) Ch45-48 . 47gnd		SPC.I	-	S174	021SS-38	12			Daisy ch to Pin 004 (A4)	HSSVMCB2	27	312200 J04	004	
-															
040	SPIRE PSW (6) Ch45-48 . 48+		SPC.I	-	S174	021SS-38	12			PSW-G11	HSSVMCB2	27	312200 J04	040	
039	SPIRE PSW (6) Ch45-48 . 48-		SPC.I	-	S174	021SS-38	12				HSSVMCB2	27	312200 J04	039	
004	SPIRE PSW (6) Ch45-48 . 48gnd		SPC.I	-	S174	021SS-38	12			Daisy ch to Pin 004 (A4)	HSSVMCB2	27	312200 J04	004	
-															
-	Faraday Link									Cable from P12 Faraday Shd con to Busbar tbc					
-															
001	Faraday Pins									Connected to Busbar ECR0039tbc					
002	Faraday Pins									Connected to Busbar ECR0039tbc					
003	Faraday Pins									Connected to Busbar ECR0039tbc					

Astrium GmbH	**Pin Allocation List** (Harness)	Doc.No.: HP-2-ASED-IC-0016
Project: HERSCHEL		Issue: 1.0 Date: 21.04.2004
		Sheet: PAL-7 (of 8)

Connector: 211121 P25 **Function:** UFThr 235.0° (SPIRE XS-07 JFP9,10,11,12) **Conn.-Type:** 197-012P24-35S (Plug)

Item: CVVUCR **Location:** 33 / CVV I/F CB Top PFM (CVVUCR) **Backshell:** G9254 F24 M / M24-03

EMC-Category: 2I/Sig H fr CVVFT to SVMCB

Pin	Signal Designation	Interface-Code Circuit	Signal	Pos.	Ch. ID	Wiring	Grouping: Shd	Cable	Twist	Comment	Target-Item	Location	Connector	Pin	New
005	*Faraday Pins*									Connected to Busbar ECR0039tbc					
006	Faraday Pins									Connected to Busbar ECR0039tbc					
007	Faraday Pins									Connected to Busbar ECR0039tbc					
008	Faraday Pins									Connected to Busbar ECR0039tbc					
014	Faraday Pins									Connected to Busbar ECR0039tbc					
015	Faraday Pins									Connected to Busbar ECR0039tbc					
024	Faraday Pins									Connected to Busbar ECR0039tbc					
025	Faraday Pins									Connected to Busbar ECR0039tbc					
035	Faraday Pins									Connected to Busbar ECR0039tbc					
082	Faraday Pins									Connected to Busbar ECR0039tbc					
093	Faraday Pins									Connected to Busbar ECR0039tbc					
094	Faraday Pins									Connected to Busbar ECR0039tbc					
104	Faraday Pins									Connected to Busbar ECR0039tbc					
105	Faraday Pins									Connected to Busbar ECR0039tbc					
114	Faraday Pins									Connected to Busbar ECR0039tbc					
115	Faraday Pins									Connected to Busbar ECR0039tbc					
121	Faraday Pins									Connected to Busbar ECR0039tbc					
122	Faraday Pins									Connected to Busbar ECR0039tbc					
123	Faraday Pins									Connected to Busbar ECR0039tbc					
124	Faraday Pins									Connected to Busbar ECR0039tbc					

Astrium GmbH	Pin Allocation List (Harness)	Doc.No.: HP-2-ASED-IC-0016
Project: HERSCHEL		Issue: 1.0 Date: 21.04.2004
		Sheet: PAL-8 (of 8)

Connector: 211121 P25 **Function:** UFThr 235.0° (SPIRE XS-07 JFP9,10,11,12) **Conn.-Type:** 197-012P24-35S (Plug)

Item: CVVUCR **Location:** 33 / CVV I/F CB Top PFM (CVVUCR) **Backshell:** G9254 F24 M / M24-03

EMC-Category: 2I/Sig H fr CVVFT to SVMCB

Pin	Signal Designation	Interface-Code Circuit	Signal	Pos.	Ch. ID	Wiring	Grouping: Shd	Cable	Twist	Comment	Target-Item	Location	Connector	Pin	New
125	Faraday Pins									Connected to Busbar ECR0039tbc					
126	Faraday Pins									Connected to Busbar ECR0039tbc					
127	Faraday Pins									Connected to Busbar ECR0039tbc					
-															
CH	Connector Housing									Ch isolated from Faraday Shds					
-										No Overall Shd at Junction side					

Astrium GmbH	Pin Allocation List (Harness)	Doc.No.: HP-2-ASED-IC-0016
Project: HERSCHEL	For wiring schematic see SIH-LS-05 CVVUCR P23	Issue: 1.0 Date: 21.04.2004
		Sheet: PAL-1 (of 8)

Connector: 211121 P27 **Function:** UFThr 257.0° (SPIRE XS-08 JFP 5,6,.7,8) **Conn.-Type:** 197-012P24-35S (Plug)

Item: CVVUCR **Location:** 33 / CVV I/F CB Top PFM (CVVUCR) **Backshell:** G9254 F24 M / M24-03

EMC-Category: 2I/Sig H fr CVVFT to SVMCB

Pin	Signal Designation	Interface-Code Circuit	Signal	Pos.	Ch. ID	Wiring	Grouping: Shd	Cable	Twist	Comment	Target-Item	Location	Connector	Pin	New
036	SPIRE PLW B08 GND WIRE A1		SPX.-	-	S481	010B0-30				Con to Cable from P05 GND/Shds	HSSVMCB2	27	312200 J01	036	
-															
026	SPIRE PSW (3) Ch01-04 . 1+		SPC.I	-	S140	021SS-38	1			PSW-D6	HSSVMCB2	27	312200 J01	026	
037	SPIRE PSW (3) Ch01-04 . 1-		SPC.I	-	S140	021SS-38	1				HSSVMCB2	27	312200 J01	037	
036	SPIRE PSW (3) Ch01-04 . 1gnd		SPC.I	-	S140	021SS-38	1			Daisy ch to Pin 36 (A1)	HSSVMCB2	27	312200 J01	036	
-															
038	SPIRE PSW (3) Ch01-04 . 2+		SPC.I	-	S140	021SS-38	1			PSW-B6	HSSVMCB2	27	312200 J01	038	
049	SPIRE PSW (3) Ch01-04 . 2-		SPC.I	-	S140	021SS-38	1				HSSVMCB2	27	312200 J01	049	
036	SPIRE PSW (3) Ch01-04 . 2gnd		SPC.I	-	S140	021SS-38	1			Daisy ch to Pin 36 (A1)	HSSVMCB2	27	312200 J01	036	
-															
048	SPIRE PSW (3) Ch01-04 . 3+		SPC.I	-	S140	021SS-38	1			PSW-C5	HSSVMCB2	27	312200 J01	048	
060	SPIRE PSW (3) Ch01-04 . 3-		SPC.I	-	S140	021SS-38	1				HSSVMCB2	27	312200 J01	060	
036	SPIRE PSW (3) Ch01-04 . 3gnd		SPC.I	-	S140	021SS-38	1			Daisy ch to Pin 36 (A1)	HSSVMCB2	27	312200 J01	036	
-															
059	SPIRE PSW (3) Ch01-04 . 4+		SPC.I	-	S140	021SS-38	1			PSW-A5	HSSVMCB2	27	312200 J01	059	
071	SPIRE PSW (3) Ch01-04 . 4-		SPC.I	-	S140	021SS-38	1				HSSVMCB2	27	312200 J01	071	
036	SPIRE PSW (3) Ch01-04 . 4gnd		SPC.I	-	S140	021SS-38	1			Daisy ch to Pin 36 (A1)	HSSVMCB2	27	312200 J01	036	
-															
-															
050	SPIRE PSW (3) Ch05-08 . 5+		SPC.I	-	S141	021SS-38	2			PSW-E5	HSSVMCB2	27	312200 J01	050	
061	SPIRE PSW (3) Ch05-08 . 5-		SPC.I	-	S141	021SS-38	2				HSSVMCB2	27	312200 J01	061	
036	SPIRE PSW (3) Ch05-08 . 5gnd		SPC.I	-	S141	021SS-38	2			Daisy ch to Pin 36 (A1)	HSSVMCB2	27	312200 J01	036	
-															
062	SPIRE PSW (3) Ch05-08 . 6+		SPC.I	-	S141	021SS-38	2			PSW-B5	HSSVMCB2	27	312200 J01	062	
051	SPIRE PSW (3) Ch05-08 . 6-		SPC.I	-	S141	021SS-38	2				HSSVMCB2	27	312200 J01	051	
036	SPIRE PSW (3) Ch05-08 . 6gnd		SPC.I	-	S141	021SS-38	2			Daisy ch to Pin 36 (A1)	HSSVMCB2	27	312200 J01	036	
-															
063	SPIRE PSW (3) Ch05-08 . 7+		SPC.I	-	S141	021SS-38	2			PSW-D5	HSSVMCB2	27	312200 J01	063	
075	SPIRE PSW (3) Ch05-08 . 7-		SPC.I	-	S141	021SS-38	2				HSSVMCB2	27	312200 J01	075	
036	SPIRE PSW (3) Ch05-08 . 7gnd		SPC.I	-	S141	021SS-38	2			Daisy ch to Pin 36 (A1)	HSSVMCB2	27	312200 J01	036	
-															
074	SPIRE PSW (3) Ch05-08 . 8+		SPC.I	-	S141	021SS-38	2			PSW-C4	HSSVMCB2	27	312200 J01	074	
073	SPIRE PSW (3) Ch05-08 . 8-		SPC.I	-	S141	021SS-38	2				HSSVMCB2	27	312200 J01	073	
036	SPIRE PSW (3) Ch05-08 . 8gnd		SPC.I	-	S141	021SS-38	2			Daisy ch to Pin 36 (A1)	HSSVMCB2	27	312200 J01	036	
-															
-															
083	SPIRE PSW (3) Ch09-12 . 9+		SPC.I	-	S142	021SS-38	3			PSW-A4	HSSVMCB2	27	312200 J01	083	
072	SPIRE PSW (3) Ch09-12 . 9-		SPC.I	-	S142	021SS-38	3				HSSVMCB2	27	312200 J01	072	

Pin Allocation List
(Harness)

Connector: 211121 P27 **Function:** UFThr 257.0° (SPIRE XS-08 JFP 5,6,.7,8) **Conn.-Type:** 197-012P24-35S (Plug)

Item: CVVUCR **Location:** 33 / CVV I/F CB Top PFM (CVVUCR) **Backshell:** G9254 F24 M / M24-03

EMC-Category: 2I/Sig H fr CVVFT to SVMCB

Pin	Signal Designation	Interface-Code Circuit	Signal	Pos.	Ch. ID	Wiring	Grouping: Shd	Cable	Twist	Comment	Target-Item	Location	Connector	Pin	New	
036	SPIRE PSW (3) Ch09-12 . 9gnd		SPC.I	-	S142	021SS-38	3			Daisy ch to Pin 36 (A1)	HSSVMCB2	27	312200 J01	036		
-																
095	SPIRE PSW (3) Ch09-12 . 10+		SPC.I	-	S142	021SS-38	3			PSW-D4	HSSVMCB2	27	312200 J01	095		
084	SPIRE PSW (3) Ch09-12 . 10-		SPC.I	-	S142	021SS-38	3				HSSVMCB2	27	312200 J01	084		
036	SPIRE PSW (3) Ch09-12 . 10gnd		SPC.I	-	S142	021SS-38	3			Daisy ch to Pin 36 (A1)	HSSVMCB2	27	312200 J01	036		
-																
096	SPIRE PSW (3) Ch09-12 . 11+		SPC.I	-	S142	021SS-38	3			PSW-B4	HSSVMCB2	27	312200 J01	096		
085	SPIRE PSW (3) Ch09-12 . 11-		SPC.I	-	S142	021SS-38	3				HSSVMCB2	27	312200 J01	085		
036	SPIRE PSW (3) Ch09-12 . 11gnd		SPC.I	-	S142	021SS-38	3			Daisy ch to Pin 36 (A1)	HSSVMCB2	27	312200 J01	036		
-																
106	SPIRE PSW (3) Ch09-12 . 12+		SPC.I	-	S142	021SS-38	3			PSW-C3	HSSVMCB2	27	312200 J01	106		
107	SPIRE PSW (3) Ch09-12 . 12-		SPC.I	-	S142	021SS-38	3				HSSVMCB2	27	312200 J01	107		
036	SPIRE PSW (3) Ch09-12 . 12gnd		SPC.I	-	S142	021SS-38	3			Daisy ch to Pin 36 (A1)	HSSVMCB2	27	312200 J01	036		
-																
-	Faraday Link									Cable P05 Faraday Shd con to Busbar tbc						
-																
-																
128	SPIRE PLW B08 GND WIRE A2		SPX.-	-	S482	010B0-30				Con to Cable from P06 GND/Shds	HSSVMCB2	27	312200 J01	128		
-																
086	SPIRE PSW (3) Ch13-16 . 13+		SPC.I	-	S145	021SS-38	4			PSW-B3	HSSVMCB2	27	312200 J01	086		
087	SPIRE PSW (3) Ch13-16 . 13-		SPC.I	-	S145	021SS-38	4				HSSVMCB2	27	312200 J01	087		
036	SPIRE PSW (3) Ch13-16 . 13gnd		SPC.I	-	S145	021SS-38	4			Daisy ch to Pin 128 (A2)	HSSVMCB2	27	312200 J01	036	3.	3.
-																
097	SPIRE PSW (3) Ch13-16 . 14+		SPC.I	-	S145	021SS-38	4			PSW-A3	HSSVMCB2	27	312200 J01	097		
098	SPIRE PSW (3) Ch13-16 . 14-		SPC.I	-	S145	021SS-38	4				HSSVMCB2	27	312200 J01	098		
036	SPIRE PSW (3) Ch13-16 . 14gnd		SPC.I	-	S145	021SS-38	4			Daisy ch to Pin 128 (A2)	HSSVMCB2	27	312200 J01	036	3.	3.
-																
108	SPIRE PSW (3) Ch13-16 . 15+		SPC.I	-	S145	021SS-38	4			PSW-A2	HSSVMCB2	27	312200 J01	108		
109	SPIRE PSW (3) Ch13-16 . 15-		SPC.I	-	S145	021SS-38	4				HSSVMCB2	27	312200 J01	109		
036	SPIRE PSW (3) Ch13-16 . 15gnd		SPC.I	-	S145	021SS-38	4			Daisy ch to Pin 128 (A2)	HSSVMCB2	27	312200 J01	036	3.	3.
-																
116	SPIRE PSW (3) Ch13-16 . 16+		SPC.I	-	S145	021SS-38	4			PSW-D3	HSSVMCB2	27	312200 J01	116		
117	SPIRE PSW (3) Ch13-16 . 16-		SPC.I	-	S145	021SS-38	4				HSSVMCB2	27	312200 J01	117		
036	SPIRE PSW (3) Ch13-16 . 16gnd		SPC.I	-	S145	021SS-38	4			Daisy ch to Pin 128 (A2)	HSSVMCB2	27	312200 J01	036	3.	3.
-																
-																
055	SPIRE PSW (3) Ch17-20 . 17+		SPC.I	-	S146	021SS-38	5			PSW-C2	HSSVMCB2	27	312200 J01	055		

Astrium GmbH	Pin Allocation List (Harness)	Doc.No.: HP-2-ASED-IC-0016
Project: HERSCHEL		Issue: 1.0 Date: 21.04.2004
		Sheet: PAL-3 (of 8)

Connector: 211121 P27 **Function:** UFThr 257.0° (SPIRE XS-08 JFP 5,6,.7,8) **Conn.-Type:** 197-012P24-35S (Plug)

Item: CVVUCR **Location:** 33 / CVV I/F CB Top PFM (CVVUCR) **Backshell:** G9254 F24 M / M24-03

EMC-Category: 2I/Sig H fr CVVFT to SVMCB

		Interface-Code					Grouping:								
Pin	Signal Designation	Circuit	Signal	Pos.	Ch. ID	Wiring	Shd	Cable	Twist	Comment	Target-Item	Location	Connector	Pin	New
066	SPIRE PSW (3) Ch17-20 . 17-		SPC.I	-	S146	021SS-38	5				HSSVMCB2	27	312200 J01	066	
128	SPIRE PSW (3) Ch17-20 . 17gnd		SPC.I	-	S146	021SS-38	5			Daisy ch to Pin 128 (A2)	HSSVMCB2	27	312200 J01	128	
-															
067	SPIRE PSW (3) Ch17-20 . 18+		SPC.I	-	S146	021SS-38	5			PSW-B2	HSSVMCB2	27	312200 J01	067	
078	SPIRE PSW (3) Ch17-20 . 18-		SPC.I	-	S146	021SS-38	5				HSSVMCB2	27	312200 J01	078	
128	SPIRE PSW (3) Ch17-20 . 18gnd		SPC.I	-	S146	021SS-38	5			Daisy ch to Pin 128 (A2)	HSSVMCB2	27	312200 J01	128	
-															
076	SPIRE PSW (3) Ch17-20 . 19+		SPC.I	-	S146	021SS-38	5			PSW-D2	HSSVMCB2	27	312200 J01	076	
077	SPIRE PSW (3) Ch17-20 . 19-		SPC.I	-	S146	021SS-38	5				HSSVMCB2	27	312200 J01	077	
128	SPIRE PSW (3) Ch17-20 . 19gnd		SPC.I	-	S146	021SS-38	5			Daisy ch to Pin 128 (A2)	HSSVMCB2	27	312200 J01	128	
-															
088	SPIRE PSW (3) Ch17-20 . 20+		SPC.I	-	S146	021SS-38	5			PSW-A1	HSSVMCB2	27	312200 J01	088	
089	SPIRE PSW (3) Ch17-20 . 20-		SPC.I	-	S146	021SS-38	5				HSSVMCB2	27	312200 J01	089	
128	SPIRE PSW (3) Ch17-20 . 20gnd		SPC.I	-	S146	021SS-38	5			Daisy ch to Pin 128 (A2)	HSSVMCB2	27	312200 J01	128	
-															
-															
099	SPIRE PSW (3) Ch21-24 . 21+		SPC.I	-	S147	021SS-38	6			PSW-C1	HSSVMCB2	27	312200 J01	099	
100	SPIRE PSW (3) Ch21-24 . 21-		SPC.I	-	S147	021SS-38	6				HSSVMCB2	27	312200 J01	100	
128	SPIRE PSW (3) Ch21-24 . 21gnd		SPC.I	-	S147	021SS-38	6			Daisy ch to Pin 128 (A2)	HSSVMCB2	27	312200 J01	128	
-															
110	SPIRE PSW (3) Ch21-24 . 22+		SPC.I	-	S147	021SS-38	6			PSW-B1	HSSVMCB2	27	312200 J01	110	
111	SPIRE PSW (3) Ch21-24 . 22-		SPC.I	-	S147	021SS-38	6				HSSVMCB2	27	312200 J01	111	
128	SPIRE PSW (3) Ch21-24 . 22gnd		SPC.I	-	S147	021SS-38	6			Daisy ch to Pin 128 (A2)	HSSVMCB2	27	312200 J01	128	
-															
118	SPIRE PSW (3) Ch21-24 . 23+		SPC.I	-	S147	021SS-38	6			PSW-DK1	HSSVMCB2	27	312200 J01	118	
119	SPIRE PSW (3) Ch21-24 . 23-		SPC.I	-	S147	021SS-38	6				HSSVMCB2	27	312200 J01	119	
128	SPIRE PSW (3) Ch21-24 . 23gnd		SPC.I	-	S147	021SS-38	6			Daisy ch to Pin 128 (A2)	HSSVMCB2	27	312200 J01	128	
-															
112	SPIRE PSW (3) Ch21-24 . 24+		SPC.I	-	S147	021SS-38	6			PSW-D1	HSSVMCB2	27	312200 J01	112	
120	SPIRE PSW (3) Ch21-24 . 24-		SPC.I	-	S147	021SS-38	6				HSSVMCB2	27	312200 J01	120	
128	SPIRE PSW (3) Ch21-24 . 24gnd		SPC.I	-	S147	021SS-38	6			Daisy ch to Pin 128 (A2)	HSSVMCB2	27	312200 J01	128	
-															
-	Faraday Link									Cable P06 Faraday Shd con to Busbar tbc					
-															
-															
047	SPIRE PLW B08 GND WIRE A3		SPX.-	-	S483	010B0-30				Con to Cable from P07 GND/Shds	HSSVMCB2	27	312200 J01	047	
-															

Pin Allocation List

(Harness)

Connector: 211121 P27 **Function:** UFThr 257.0° (SPIRE XS-08 JFP 5,6,.7,8) **Conn.-Type:** 197-012P24-35S (Plug)

Item: CVVUCR **Location:** 33 / CVV I/F CB Top PFM (CVVUCR) **Backshell:** G9254 F24 M / M24-03

EMC-Category: 2I/Sig H fr CVVFT to SVMCB

		Interface-Code					Grouping:									
Pin	Signal Designation	Circuit	Signal	Pos.	Ch. ID	Wiring	Shd	Cable	Twist	Comment	Target-Item	Location	Connector	Pin	New	
090	SPIRE PSW (4) Ch25-28 . 25+		SPC.I	-	S149	021SS-38	7			PSW-F12	HSSVMCB2	27	312200 J01	090		
079	SPIRE PSW (4) Ch25-28 . 25-		SPC.I	-	S149	021SS-38	7				HSSVMCB2	27	312200 J01	079		
128	SPIRE PSW (4) Ch25-28 . 25gnd		SPC.I	-	S149	021SS-38	7			Daisy ch to Pin 047 (A3)	HSSVMCB2	27	312200 J01	128	3.	3.
-																
102	SPIRE PSW (4) Ch25-28 . 26+		SPC.I	-	S149	021SS-38	7			PSW-J11	HSSVMCB2	27	312200 J01	102		
101	SPIRE PSW (4) Ch25-28 . 26-		SPC.I	-	S149	021SS-38	7				HSSVMCB2	27	312200 J01	101		
128	SPIRE PSW (4) Ch25-28 . 26gnd		SPC.I	-	S149	021SS-38	7			Daisy ch to Pin 047 (A3)	HSSVMCB2	27	312200 J01	128	3.	3.
-																
092	SPIRE PSW (4) Ch25-28 . 27+		SPC.I	-	S149	021SS-38	7			PSW-E12	HSSVMCB2	27	312200 J01	092		
091	SPIRE PSW (4) Ch25-28 . 27-		SPC.I	-	S149	021SS-38	7				HSSVMCB2	27	312200 J01	091		
128	SPIRE PSW (4) Ch25-28 . 27gnd		SPC.I	-	S149	021SS-38	7			Daisy ch to Pin 047 (A3)	HSSVMCB2	27	312200 J01	128	3.	3.
-																
103	SPIRE PSW (4) Ch25-28 . 28+		SPC.I	-	S149	021SS-38	7			PSW-H12	HSSVMCB2	27	312200 J01	103		
113	SPIRE PSW (4) Ch25-28 . 28-		SPC.I	-	S149	021SS-38	7				HSSVMCB2	27	312200 J01	113		
128	SPIRE PSW (4) Ch25-28 . 28gnd		SPC.I	-	S149	021SS-38	7			Daisy ch to Pin 047 (A3)	HSSVMCB2	27	312200 J01	128	3.	3.
-																
-																
058	SPIRE PSW (4) Ch29-32 . 29+		SPC.I	-	S150	021SS-38	8			PSW-G12	HSSVMCB2	27	312200 J01	058		
046	SPIRE PSW (4) Ch29-32 . 29-		SPC.I	-	S150	021SS-38	8				HSSVMCB2	27	312200 J01	046		
128	SPIRE PSW (4) Ch29-32 . 29gnd		SPC.I	-	S150	021SS-38	8			Daisy ch to Pin 047 (A3)	HSSVMCB2	27	312200 J01	128	3.	3.
-																
068	SPIRE PSW (4) Ch29-32 . 30+		SPC.I	-	S150	021SS-38	8			PSW-F13	HSSVMCB2	27	312200 J01	068		
057	SPIRE PSW (4) Ch29-32 . 30-		SPC.I	-	S150	021SS-38	8				HSSVMCB2	27	312200 J01	057		
128	SPIRE PSW (4) Ch29-32 . 30gnd		SPC.I	-	S150	021SS-38	8			Daisy ch to Pin 047 (A3)	HSSVMCB2	27	312200 J01	128	3.	3.
-																
069	SPIRE PSW (4) Ch29-32 . 31+		SPC.I	-	S150	021SS-38	8			PSW-E13	HSSVMCB2	27	312200 J01	069		
080	SPIRE PSW (4) Ch29-32 . 31-		SPC.I	-	S150	021SS-38	8				HSSVMCB2	27	312200 J01	080		
128	SPIRE PSW (4) Ch29-32 . 31gnd		SPC.I	-	S150	021SS-38	8			Daisy ch to Pin 047 (A3)	HSSVMCB2	27	312200 J01	128	3.	3.
-																
070	SPIRE PSW (4) Ch29-32 . 32+		SPC.I	-	S150	021SS-38	8			PSW-J12	HSSVMCB2	27	312200 J01	070		
081	SPIRE PSW (4) Ch29-32 . 32-		SPC.I	-	S150	021SS-38	8				HSSVMCB2	27	312200 J01	081		
128	SPIRE PSW (4) Ch29-32 . 32gnd		SPC.I	-	S150	021SS-38	8			Daisy ch to Pin 047 (A3)	HSSVMCB2	27	312200 J01	128	3.	3.
-																
-																
023	SPIRE PSW (4) Ch33-36 . 33+		SPC.I	-	S151	021SS-38	9			PSW-H13	HSSVMCB2	27	312200 J01	023		
034	SPIRE PSW (4) Ch33-36 . 33-		SPC.I	-	S151	021SS-38	9				HSSVMCB2	27	312200 J01	034		
004	SPIRE PSW (4) Ch33-36 . 33gnd		SPC.I	-	S151	021SS-38	9			Daisy ch to Pin 047 (A3)	HSSVMCB2	27	312200 J01	004	3.	3.
-																
033	SPIRE PSW (4) Ch33-36 . 34+		SPC.I	-	S151	021SS-38	9			PSW-G13	HSSVMCB2	27	312200 J01	033		

Astrium GmbH	**Pin Allocation List**	Doc.No.: HP-2-ASED-IC-0016
Project: HERSCHEL	**(Harness)**	Issue: 1.0 Date: 21.04.2004
		Sheet: PAL-5 (of 8)

Connector: 211121 P27 **Function:** UFThr 257.0° (SPIRE XS-08 JFP 5,6,.7,8) **Conn.-Type:** 197-012P24-35S (Plug)

Item: CVVUCR **Location:** 33 / CVV I/F CB Top PFM (CVVUCR) **Backshell:** G9254 F24 M / M24-03

EMC-Category: 2I/Sig H fr CVVFT to SVMCB

Pin	Signal Designation	Interface-Code Circuit	Signal	Pos.	Ch. ID	Wiring	Grouping: Shd	Cable	Twist	Comment	Target-Item	Location	Connector	Pin	New	
045	SPIRE PSW (4) Ch33-36 . 34-		SPC.I	-	S151	021SS-38	9				HSSVMCB2	27	312200 J01	045		
004	SPIRE PSW (4) Ch33-36 . 34gnd		SPC.I	-	S151	021SS-38	9			Daisy ch to Pin 047 (A3)	HSSVMCB2	27	312200 J01	004	3.	3.
-																
044	SPIRE PSW (4) Ch33-36 . 35+		SPC.I	-	S151	021SS-38	9			PSW-F14	HSSVMCB2	27	312200 J01	044		
056	SPIRE PSW (4) Ch33-36 . 35-		SPC.I	-	S151	021SS-38	9				HSSVMCB2	27	312200 J01	056		
004	SPIRE PSW (4) Ch33-36 . 35gnd		SPC.I	-	S151	021SS-38	9			Daisy ch to Pin 047 (A3)	HSSVMCB2	27	312200 J01	004	3.	3.
-																
022	SPIRE PSW (4) Ch33-36 . 36+		SPC.I	-	S151	021SS-38	9			PSW-E14	HSSVMCB2	27	312200 J01	022		
032	SPIRE PSW (4) Ch33-36 . 36-		SPC.I	-	S151	021SS-38	9				HSSVMCB2	27	312200 J01	032		
004	SPIRE PSW (4) Ch33-36 . 36gnd		SPC.I	-	S151	021SS-38	9			Daisy ch to Pin 047 (A3)	HSSVMCB2	27	312200 J01	004	3.	3.
-																
-	Faraday Link									Cable P07 Faraday Shd con to *Busbar tbc*						
-																
-																
004	SPIRE PLW B08 GND WIRE A4		SPX.-	-	S484	010B0-30				Con to Cable from P08 GND/Shds	HSSVMCB2	27	312200 J01	004		
-																
013	SPIRE PSW (4) Ch37-40 . 37+		SPC.I	-	S154	021SS-38	10			PSW-J13	HSSVMCB2	27	312200 J01	013		
012	SPIRE PSW (4) Ch37-40 . 37-		SPC.I	-	S154	021SS-38	10				HSSVMCB2	27	312200 J01	012		
004	SPIRE PSW (4) Ch37-40 . 37gnd		SPC.I	-	S154	021SS-38	10			Daisy ch to Pin 004 (A4)	HSSVMCB2	27	312200 J01	004		
-																
021	SPIRE PSW (4) Ch37-40 . 38+		SPC.I	-	S154	021SS-38	10			PSW-H14	HSSVMCB2	27	312200 J01	021		
020	SPIRE PSW (4) Ch37-40 . 38-		SPC.I	-	S154	021SS-38	10				HSSVMCB2	27	312200 J01	020		
004	SPIRE PSW (4) Ch37-40 . 38gnd		SPC.I	-	S154	021SS-38	10			Daisy ch to Pin 004 (A4)	HSSVMCB2	27	312200 J01	004		
-																
031	SPIRE PSW (4) Ch37-40 . 39+		SPC.I	-	S154	021SS-38	10			PSW-G14	HSSVMCB2	27	312200 J01	031		
043	SPIRE PSW (4) Ch37-40 . 39-		SPC.I	-	S154	021SS-38	10				HSSVMCB2	27	312200 J01	043		
004	SPIRE PSW (4) Ch37-40 . 39gnd		SPC.I	-	S154	021SS-38	10			Daisy ch to Pin 004 (A4)	HSSVMCB2	27	312200 J01	004		
-																
042	SPIRE PSW (4) Ch37-40 . 40+		SPC.I	-	S154	021SS-38	10			PSW-J14	HSSVMCB2	27	312200 J01	042		
054	SPIRE PSW (4) Ch37-40 . 40-		SPC.I	-	S154	021SS-38	10				HSSVMCB2	27	312200 J01	054		
004	SPIRE PSW (4) Ch37-40 . 40gnd		SPC.I	-	S154	021SS-38	10			Daisy ch to Pin 004 (A4)	HSSVMCB2	27	312200 J01	004		
-																
-																
010	SPIRE PSW (4) Ch41-44 . 41+		SPC.I	-	S155	021SS-38	11			PSW-F15	HSSVMCB2	27	312200 J01	010		
011	SPIRE PSW (4) Ch41-44 . 41-		SPC.I	-	S155	021SS-38	11				HSSVMCB2	27	312200 J01	011		
004	SPIRE PSW (4) Ch41-44 . 41gnd		SPC.I	-	S155	021SS-38	11			Daisy ch to Pin 004 (A4)	HSSVMCB2	27	312200 J01	004		
-																

Astrium GmbH	Pin Allocation List (Harness)	Doc.No.: HP-2-ASED-IC-0016
Project: HERSCHEL		Issue: 1.0 Date: 21.04.2004
		Sheet: PAL-6 (of 8)

Connector: 211121 P27 **Function:** UFThr 257.0° (SPIRE XS-08 JFP 5,6,.7,8) **Conn.-Type:** 197-012P24-35S (Plug)

Item: CVVUCR **Location:** 33 / CVV I/F CB Top PFM (CVVUCR) **Backshell:** G9254 F24 M / M24-03

EMC-Category: 2I/Sig H fr CVVFT to SVMCB

Pin	Signal Designation	Interface-Code Circuit	Signal	Pos.	Ch. ID	Wiring	Grouping: Shd	Cable	Twist	Comment	Target-Item	Location	Connector	Pin	New
019	SPIRE PSW (4) Ch41-44 . 42+		SPC.I	-	S155	021SS-38	11			PSW-H15	HSSVMCB2	27	312200 J01	019	
029	SPIRE PSW (4) Ch41-44 . 42-		SPC.I	-	S155	021SS-38	11				HSSVMCB2	27	312200 J01	029	
004	SPIRE PSW (4) Ch41-44 . 42gnd		SPC.I	-	S155	021SS-38	11			Daisy ch to Pin 004 (A4)	HSSVMCB2	27	312200 J01	004	
-															
041	SPIRE PSW (4) Ch41-44 . 43+		SPC.I	-	S155	021SS-38	11			PSW-J15	HSSVMCB2	27	312200 J01	041	
030	SPIRE PSW (4) Ch41-44 . 43-		SPC.I	-	S155	021SS-38	11				HSSVMCB2	27	312200 J01	030	
004	SPIRE PSW (4) Ch41-44 . 43gnd		SPC.I	-	S155	021SS-38	11			Daisy ch to Pin 004 (A4)	HSSVMCB2	27	312200 J01	004	
-															
053	SPIRE PSW (4) Ch41-44 . 44+		SPC.I	-	S155	021SS-38	11			PSW-G15	HSSVMCB2	27	312200 J01	053	
052	SPIRE PSW (4) Ch41-44 . 44-		SPC.I	-	S155	021SS-38	11				HSSVMCB2	27	312200 J01	052	
004	SPIRE PSW (4) Ch41-44 . 44gnd		SPC.I	-	S155	021SS-38	11			Daisy ch to Pin 004 (A4)	HSSVMCB2	27	312200 J01	004	
-															
-															
009	SPIRE PSW (4) Ch45-48 . 45+		SPC.I	-	S156	021SS-38	12			PSW-H16	HSSVMCB2	27	312200 J01	009	
017	SPIRE PSW (4) Ch45-48 . 45-		SPC.I	-	S156	021SS-38	12				HSSVMCB2	27	312200 J01	017	
004	SPIRE PSW (4) Ch45-48 . 45gnd		SPC.I	-	S156	021SS-38	12			Daisy ch to Pin 004 (A4)	HSSVMCB2	27	312200 J01	004	
-															
018	SPIRE PSW (4) Ch45-48 . 46+		SPC.I	-	S156	021SS-38	12			PSW-DK2	HSSVMCB2	27	312200 J01	018	
028	SPIRE PSW (4) Ch45-48 . 46-		SPC.I	-	S156	021SS-38	12				HSSVMCB2	27	312200 J01	028	
004	SPIRE PSW (4) Ch45-48 . 46gnd		SPC.I	-	S156	021SS-38	12			Daisy ch to Pin 004 (A4)	HSSVMCB2	27	312200 J01	004	
-															
016	SPIRE PSW (4) Ch45-48 . 47+		SPC.I	-	S156	021SS-38	12			PSW-F16	HSSVMCB2	27	312200 J01	016	
027	SPIRE PSW (4) Ch45-48 . 47-		SPC.I	-	S156	021SS-38	12				HSSVMCB2	27	312200 J01	027	
004	SPIRE PSW (4) Ch45-48 . 47gnd		SPC.I	-	S156	021SS-38	12			Daisy ch to Pin 004 (A4)	HSSVMCB2	27	312200 J01	004	
-															
040	SPIRE PSW (4) Ch45-48 . 48+		SPC.I	-	S156	021SS-38	12			PSW-E15	HSSVMCB2	27	312200 J01	040	
039	SPIRE PSW (4) Ch45-48 . 48-		SPC.I	-	S156	021SS-38	12				HSSVMCB2	27	312200 J01	039	
004	SPIRE PSW (4) Ch45-48 . 48gnd		SPC.I	-	S156	021SS-38	12			Daisy ch to Pin 004 (A4)	HSSVMCB2	27	312200 J01	004	
-															
-	Faraday Link									Cable from P08 Faraday Shd con to Busbar					
-															
-															
001	Faraday Pins									Connected to Busbar ECR0039tbc					
002	Faraday Pins									Connected to Busbar ECR0039tbc					
003	Faraday Pins									Connected to Busbar ECR0039tbc					

Astrium GmbH	**Pin Allocation List** (Harness)	Doc.No.: HP-2-ASED-IC-0016
Project: HERSCHEL		Issue: 1.0 Date: 21.04.2004
		Sheet: PAL-7 (of 8)

Connector: 211121 P27 **Function:** UFThr 257.0° (SPIRE XS-08 JFP 5,6,.7,8) **Conn.-Type:** 197-012P24-35S (Plug)

Item: CVVUCR **Location:** 33 / CVV I/F CB Top PFM (CVVUCR) **Backshell:** G9254 F24 M / M24-03

EMC-Category: 2I/Sig H fr CVVFT to SVMCB

Pin	Signal Designation	Interface-Code Circuit	Signal	Pos.	Ch. ID	Wiring	Grouping: Shd	Cable	Twist	Comment	Target-Item	Location	Connector	Pin	New
005	Faraday Pins									Connected to Busbar ECR0039tbc					
006	Faraday Pins									Connected to Busbar ECR0039tbc					
007	Faraday Pins									Connected to Busbar ECR0039tbc					
008	Faraday Pins									Connected to Busbar ECR0039tbc					
014	Faraday Pins									Connected to Busbar ECR0039tbc					
015	Faraday Pins									Connected to Busbar ECR0039tbc					
024	Faraday Pins									Connected to Busbar ECR0039tbc					
025	Faraday Pins									Connected to Busbar ECR0039tbc					
035	Faraday Pins									Connected to Busbar ECR0039tbc					
082	Faraday Pins									Connected to Busbar ECR0039tbc					
093	Faraday Pins									Connected to Busbar ECR0039tbc					
094	Faraday Pins									Connected to Busbar ECR0039tbc					
104	Faraday Pins									Connected to Busbar ECR0039tbc					
105	Faraday Pins									Connected to Busbar ECR0039tbc					
114	Faraday Pins									Connected to Busbar ECR0039tbc					
115	Faraday Pins									Connected to Busbar ECR0039tbc					
121	Faraday Pins									Connected to Busbar ECR0039tbc					
122	Faraday Pins									Connected to Busbar ECR0039tbc					
123	Faraday Pins									Connected to Busbar ECR0039tbc					
124	Faraday Pins									Connected to Busbar ECR0039tbc					

Astrium GmbH	**Pin Allocation List** (Harness)	Doc.No.: HP-2-ASED-IC-0016
Project: HERSCHEL		Issue: 1.0 Date: 21.04.2004
		Sheet: PAL-8 (of 8)

Connector: 211121 P27 **Function:** UFThr 257.0° (SPIRE XS-08 JFP 5,6,.7,8) **Conn.-Type:** 197-012P24-35S (Plug)

Item: CVVUCR **Location:** 33 / CVV I/F CB Top PFM (CVVUCR) **Backshell:** G9254 F24 M / M24-03

EMC-Category: 2I/Sig H fr CVVFT to SVMCB

Pin	Signal Designation	Interface-Code Circuit	Signal	Pos.	Ch. ID	Wiring	Grouping: Shd	Cable	Twist	Comment	Target-Item	Location	Connector	Pin	New
125	Faraday Pins									Connected to Busbar ECR0039tbc					
126	Faraday Pins									Connected to Busbar ECR0039tbc					
127	Faraday Pins									Connected to Busbar ECR0039tbc					
-															
CH	Connector Housing									CH isolated from Faraday Shds					
-										No Overall Shd at Junction side					

Astrium GmbH	**Pin Allocation List**	Doc.No.: HP-2-ASED-IC-0016
Project: HERSCHEL	(Harness)	Issue: 1.0 Date: 21.04.2004
For wiring schematic see SIIt-IS-05 CVVUCR P23		Sheet: PAL-1 (of 8)

Connector: 211121 P28 **Function:** UFThr 263.2° (SPIRE XS-09 JFP 1,2,3,4) **Conn.-Type:** 197-012P24-35S (Plug)

Item: CVVUCR **Location:** 33 / CVV I/F CB Top PFM (CVVUCR) **Backshell:** G9254 F24 M / M24-03

EMC-Category: 2I/Sig H fr CVVFT to SVMCB

Pin	Signal Designation	Interface-Code Circuit	Signal	Pos.	Ch. ID	Wiring	Grouping: Shd	Cable	Twist	Comment	Target-Item	Location	Connector	Pin	New
036	SPIRE PLW B09 GND WIRE A1		SPX.-	-	S491	010B0-30				Con to Cable from P01 GND/Shds	HSSVMCB2	27	312200 J02	036	
-															
026	SPIRE PSW Ch01-04 . 1+		SPC.I	-	S122	021SS-38	1			PSW-R1	HSSVMCB2	27	312200 J02	026	
037	SPIRE PSW Ch01-04 . 1-		SPC.I	-	S122	021SS-38	1				HSSVMCB2	27	312200 J02	037	
036	SPIRE PSW Ch01-04 . 1gnd		SPC.I	-	S122	021SS-38	1			Daisy ch to Pin 36 (A1)	HSSVMCB2	27	312200 J02	036	
-															
038	SPIRE PSW Ch01-04 . 2+		SPC.I	-	S122	021SS-38	1			PSW-D16	HSSVMCB2	27	312200 J02	038	
049	SPIRE PSW Ch01-04 . 2-		SPC.I	-	S122	021SS-38	1				HSSVMCB2	27	312200 J02	049	
036	SPIRE PSW Ch01-04 . 2gnd		SPC.I	-	S122	021SS-38	1			Daisy ch to Pin 36 (A1)	HSSVMCB2	27	312200 J02	036	
-															
048	SPIRE PSW Ch01-04 . 3+		SPC.I	-	S122	021SS-38	1			PSW-T1	HSSVMCB2	27	312200 J02	048	
060	SPIRE PSW Ch01-04 . 3-		SPC.I	-	S122	021SS-38	1				HSSVMCB2	27	312200 J02	060	
036	SPIRE PSW Ch01-04 . 3gnd		SPC.I	-	S122	021SS-38	1			Daisy ch to Pin 36 (A1)	HSSVMCB2	27	312200 J02	036	
-															
059	SPIRE PSW Ch01-04 . 4+		SPC.I	-	S122	021SS-38	1			PSW-B16	HSSVMCB2	27	312200 J02	059	
071	SPIRE PSW Ch01-04 . 4-		SPC.I	-	S122	021SS-38	1				HSSVMCB2	27	312200 J02	071	
036	SPIRE PSW Ch01-04 . 4gnd		SPC.I	-	S122	021SS-38	1			Daisy ch to Pin 36 (A1)	HSSVMCB2	27	312200 J02	036	
-															
-															
050	SPIRE PSW Ch05-08 . 5+		SPC.I	-	S123	021SS-38	2			PSW-C15	HSSVMCB2	27	312200 J02	050	
061	SPIRE PSW Ch05-08 . 5-		SPC.I	-	S123	021SS-38	2				HSSVMCB2	27	312200 J02	061	
036	SPIRE PSW Ch05-08 . 5gnd		SPC.I	-	S123	021SS-38	2			Daisy ch to Pin 36 (A1)	HSSVMCB2	27	312200 J02	036	
-															
062	SPIRE PSW Ch05-08 . 6+		SPC.I	-	S123	021SS-38	2			PSW-A15	HSSVMCB2	27	312200 J02	062	
051	SPIRE PSW Ch05-08 . 6-		SPC.I	-	S123	021SS-38	2				HSSVMCB2	27	312200 J02	051	
036	SPIRE PSW Ch05-08 . 6gnd		SPC.I	-	S123	021SS-38	2			Daisy ch to Pin 36 (A1)	HSSVMCB2	27	312200 J02	036	
-															
063	SPIRE PSW Ch05-08 . 7+		SPC.I	-	S123	021SS-38	2			PSW-D15	HSSVMCB2	27	312200 J02	063	
075	SPIRE PSW Ch05-08 . 7-		SPC.I	-	S123	021SS-38	2				HSSVMCB2	27	312200 J02	075	
036	SPIRE PSW Ch05-08 . 7gnd		SPC.I	-	S123	021SS-38	2			Daisy ch to Pin 36 (A1)	HSSVMCB2	27	312200 J02	036	
-															
074	SPIRE PSW Ch05-08 . 8+		SPC.I	-	S123	021SS-38	2			PSW-B15	HSSVMCB2	27	312200 J02	074	
073	SPIRE PSW Ch05-08 . 8-		SPC.I	-	S123	021SS-38	2				HSSVMCB2	27	312200 J02	073	
036	SPIRE PSW Ch05-08 . 8gnd		SPC.I	-	S123	021SS-38	2			Daisy ch to Pin 36 (A1)	HSSVMCB2	27	312200 J02	036	
-															
-															
083	SPIRE PSW Ch09-12 . 9+		SPC.I	-	S124	021SS-38	3			PSW-C14	HSSVMCB2	27	312200 J02	083	
072	SPIRE PSW Ch09-12 . 9-		SPC.I	-	S124	021SS-38	3				HSSVMCB2	27	312200 J02	072	

Astrium GmbH	**Pin Allocation List** (Harness)	Doc.No.: HP-2-ASED-IC-0016
Project: HERSCHEL		Issue: 1.0 Date: 21.04.2004
		Sheet: PAL-2 (of 8)

Connector: 211121 P28 **Function:** UFThr 263.2° (SPIRE XS-09 JFP 1,2,3,4) **Conn.-Type:** 197-012P24-35S (Plug)

Item: CVVUCR **Location:** 33 / CVV I/F CB Top PFM (CVVUCR) **Backshell:** G9254 F24 M / M24-03

EMC-Category: 2I/Sig H fr CVVFT to SVMCB

Pin	Signal Designation	Interface-Code Circuit	Signal	Pos.	Ch. ID	Wiring	Grouping: Shd	Cable	Twist	Comment	Target-Item	Location	Connector	Pin	New	
036	SPIRE PSW Ch09-12 . 9gnd		SPC.I	-	S124	021SS-38	3			Daisy ch to Pin 36 (A1)	HSSVMCB2	27	312200 J02	036		
-																
095	SPIRE PSW Ch09-12 . 10+		SPC.I	-	S124	021SS-38	3			PSW-D14	HSSVMCB2	27	312200 J02	095		
084	SPIRE PSW Ch09-12 . 10-		SPC.I	-	S124	021SS-38	3				HSSVMCB2	27	312200 J02	084		
036	SPIRE PSW Ch09-12 . 10gnd		SPC.I	-	S124	021SS-38	3			Daisy ch to Pin 36 (A1)	HSSVMCB2	27	312200 J02	036		
-																
096	SPIRE PSW Ch09-12 . 11+		SPC.I	-	S124	021SS-38	3			PSW-A14	HSSVMCB2	27	312200 J02	096		
085	SPIRE PSW Ch09-12 . 11-		SPC.I	-	S124	021SS-38	3				HSSVMCB2	27	312200 J02	085		
036	SPIRE PSW Ch09-12 . 11gnd		SPC.I	-	S124	021SS-38	3			Daisy ch to Pin 36 (A1)	HSSVMCB2	27	312200 J02	036		
-																
106	SPIRE PSW Ch09-12 . 12+		SPC.I	-	S124	021SS-38	3			PSW-A13	HSSVMCB2	27	312200 J02	106		
107	SPIRE PSW Ch09-12 . 12-		SPC.I	-	S124	021SS-38	3				HSSVMCB2	27	312200 J02	107		
036	SPIRE PSW Ch09-12 . 12gnd		SPC.I	-	S124	021SS-38	3			Daisy ch to Pin 36 (A1)	HSSVMCB2	27	312200 J02	036		
-																
-	Faraday Link									Cable P01 Faraday Shd con to Busbar tbc						
-																
-																
128	SPIRE PLW B09 GND WIRE A2		SPX.-	-	S492	010B0-30				Con to Cable from P02 GND/Shds	HSSVMCB2	27	312200 J02	128		
-																
086	SPIRE PSW Ch13-16 . 13+		SPC.I	-	S127	021SS-38	4			PSW-B14	HSSVMCB2	27	312200 J02	086		
087	SPIRE PSW Ch13-16 . 13-		SPC.I	-	S127	021SS-38	4				HSSVMCB2	27	312200 J02	087		
036	SPIRE PSW Ch13-16 . 13gnd		SPC.I	-	S127	021SS-38	4			Daisy ch to Pin 128 (A2)	HSSVMCB2	27	312200 J02	036	3.	3.
-																
097	SPIRE PSW Ch13-16 . 14+		SPC.I	-	S127	021SS-38	4			PSW-C13	HSSVMCB2	27	312200 J02	097		
098	SPIRE PSW Ch13-16 . 14-		SPC.I	-	S127	021SS-38	4				HSSVMCB2	27	312200 J02	098		
036	SPIRE PSW Ch13-16 . 14gnd		SPC.I	-	S127	021SS-38	4			Daisy ch to Pin 128 (A2)	HSSVMCB2	27	312200 J02	036	3.	3.
-																
108	SPIRE PSW Ch13-16 . 15+		SPC.I	-	S127	021SS-38	4			PSW-B13	HSSVMCB2	27	312200 J02	108		
109	SPIRE PSW Ch13-16 . 15-		SPC.I	-	S127	021SS-38	4				HSSVMCB2	27	312200 J02	109		
036	SPIRE PSW Ch13-16 . 15gnd		SPC.I	-	S127	021SS-38	4			Daisy ch to Pin 128 (A2)	HSSVMCB2	27	312200 J02	036	3.	3.
-																
116	SPIRE PSW Ch13-16 . 16+		SPC.I	-	S127	021SS-38	4			PSW-D13	HSSVMCB2	27	312200 J02	116		
117	SPIRE PSW Ch13-16 . 16-		SPC.I	-	S127	021SS-38	4				HSSVMCB2	27	312200 J02	117		
036	SPIRE PSW Ch13-16 . 16gnd		SPC.I	-	S127	021SS-38	4			Daisy ch to Pin 128 (A2)	HSSVMCB2	27	312200 J02	036	3.	3.
-																
-																
055	SPIRE PSW Ch17-20 . 17+		SPC.I	-	S128	021SS-38	5			PSW-A12	HSSVMCB2	27	312200 J02	055		

Astrium GmbH	Pin Allocation List (Harness)	Doc.No.: HP-2-ASED-IC-0016
Project: HERSCHEL		Issue: 1.0 Date: 21.04.2004
		Sheet: PAL-3 (of 8)

Connector: 211121 P28 **Function:** UFThr 263.2° (SPIRE XS-09 JFP 1,2,3,4) **Conn.-Type:** 197-012P24-35S (Plug)

Item: CVVUCR **Location:** 33 / CVV I/F CB Top PFM (CVVUCR) **Backshell:** G9254 F24 M / M24-03

EMC-Category: 2I/Sig H fr CVVFT to SVMCB

Pin	Signal Designation	Interface-Code Circuit	Signal	Pos.	Ch. ID	Wiring	Grouping: Shd	Cable	Twist	Comment	Target-Item	Location	Connector	Pin	New
066	SPIRE PSW Ch17-20 . 17-		SPC.I	-	S128	021SS-38	5				HSSVMCB2	27	312200 J02	066	
128	SPIRE PSW Ch17-20 . 17gnd		SPC.I	-	S128	021SS-38	5			Daisy ch to Pin 128 (A2)	HSSVMCB2	27	312200 J02	128	
-															
067	SPIRE PSW Ch17-20 . 18+		SPC.I	-	S128	021SS-38	5			PSW-C12	HSSVMCB2	27	312200 J02	067	
078	SPIRE PSW Ch17-20 . 18-		SPC.I	-	S128	021SS-38	5				HSSVMCB2	27	312200 J02	078	
128	SPIRE PSW Ch17-20 . 18gnd		SPC.I	-	S128	021SS-38	5			Daisy ch to Pin 128 (A2)	HSSVMCB2	27	312200 J02	128	
-															
076	SPIRE PSW Ch17-20 . 19+		SPC.I	-	S128	021SS-38	5			PSW-D12	HSSVMCB2	27	312200 J02	076	
077	SPIRE PSW Ch17-20 . 19-		SPC.I	-	S128	021SS-38	5				HSSVMCB2	27	312200 J02	077	
128	SPIRE PSW Ch17-20 . 19gnd		SPC.I	-	S128	021SS-38	5			Daisy ch to Pin 128 (A2)	HSSVMCB2	27	312200 J02	128	
-															
088	SPIRE PSW Ch17-20 . 20+		SPC.I	-	S128	021SS-38	5			PSW-B12	HSSVMCB2	27	312200 J02	088	
089	SPIRE PSW Ch17-20 . 20-		SPC.I	-	S128	021SS-38	5				HSSVMCB2	27	312200 J02	089	
128	SPIRE PSW Ch17-20 . 20gnd		SPC.I	-	S128	021SS-38	5			Daisy ch to Pin 128 (A2)	HSSVMCB2	27	312200 J02	128	
-															
-															
099	SPIRE PSW Ch21-24 . 21+		SPC.I	-	S129	021SS-38	6			PSW-E11	HSSVMCB2	27	312200 J02	099	
100	SPIRE PSW Ch21-24 . 21-		SPC.I	-	S129	021SS-38	6				HSSVMCB2	27	312200 J02	100	
128	SPIRE PSW Ch21-24 . 21gnd		SPC.I	-	S129	021SS-38	6			Daisy ch to Pin 128 (A2)	HSSVMCB2	27	312200 J02	128	
-															
110	SPIRE PSW Ch21-24 . 22+		SPC.I	-	S129	021SS-38	6			PSW-A11	HSSVMCB2	27	312200 J02	110	
111	SPIRE PSW Ch21-24 . 22-		SPC.I	-	S129	021SS-38	6				HSSVMCB2	27	312200 J02	111	
128	SPIRE PSW Ch21-24 . 22gnd		SPC.I	-	S129	021SS-38	6			Daisy ch to Pin 128 (A2)	HSSVMCB2	27	312200 J02	128	
-															
118	SPIRE PSW Ch21-24 . 23+		SPC.I	-	S129	021SS-38	6			PSW-C11	HSSVMCB2	27	312200 J02	118	
119	SPIRE PSW Ch21-24 . 23-		SPC.I	-	S129	021SS-38	6				HSSVMCB2	27	312200 J02	119	
128	SPIRE PSW Ch21-24 . 23gnd		SPC.I	-	S129	021SS-38	6			Daisy ch to Pin 128 (A2)	HSSVMCB2	27	312200 J02	128	
-															
112	SPIRE PSW Ch21-24 . 24+		SPC.I	-	S129	021SS-38	6			PSB-B11	HSSVMCB2	27	312200 J02	112	
120	SPIRE PSW Ch21-24 . 24-		SPC.I	-	S129	021SS-38	6				HSSVMCB2	27	312200 J02	120	
128	SPIRE PSW Ch21-24 . 24gnd		SPC.I	-	S129	021SS-38	6			Daisy ch to Pin 128 (A2)	HSSVMCB2	27	312200 J02	128	
-															
-	Farady Link									Cable P02 Faraday Shd con to Busbar tbc					
-															
-															
047	SPIRE PLW B09 GND WIRE A3		SPX.-	-	S493	010B0-30				Con to Cable from P03 GND/Shds	HSSVMCB2	27	312200 J02	047	
-															

Pin Allocation List

(Harness)

Connector: 211121 P28 **Function:** UFThr 263.2° (SPIRE XS-09 JFP 1,2,3,4) **Conn.-Type:** 197-012P24-35S (Plug)

Item: CVVUCR **Location:** 33 / CVV I/F CB Top PFM (CVVUCR) **Backshell:** G9254 F24 M / M24-03

EMC-Category: 2I/Sig H fr CVVFT to SVMCB

Pin	Signal Designation	Interface-Code Circuit	Signal	Pos.	Ch. ID	Wiring	Grouping: Shd	Cable	Twist	Comment	Target-Item	Location	Connector	Pin	New	
090	SPIRE PSW Ch25-28 . 25+		SPC.I	-	S131	021SS-38	7			PSW-E1	HSSVMCB2	27	312200 J02	090		
079	SPIRE PSW Ch25-28 . 25-		SPC.I	-	S131	021SS-38	7				HSSVMCB2	27	312200 J02	079		
128	SPIRE PSW Ch25-28 . 25gnd		SPC.I	-	S131	021SS-38	7			Daisy ch to Pin 047 (A3)	HSSVMCB2	27	312200 J02	128	3.	3.
-																
102	SPIRE PSW Ch25-28 . 26+		SPC.I	-	S131	021SS-38	7			PSW-F1	HSSVMCB2	27	312200 J02	102		
101	SPIRE PSW Ch25-28 . 26-		SPC.I	-	S131	021SS-38	7				HSSVMCB2	27	312200 J02	101		
128	SPIRE PSW Ch25-28 . 26gnd		SPC.I	-	S131	021SS-38	7			Daisy ch to Pin 047 (A3)	HSSVMCB2	27	312200 J02	128	3.	3.
-																
092	SPIRE PSW Ch25-28 . 27+		SPC.I	-	S131	021SS-38	7			PSW-T2	HSSVMCB2	27	312200 J02	092		
091	SPIRE PSW Ch25-28 . 27-		SPC.I	-	S131	021SS-38	7				HSSVMCB2	27	312200 J02	091		
128	SPIRE PSW Ch25-28 . 27gnd		SPC.I	-	S131	021SS-38	7			Daisy ch to Pin 047 (A3)	HSSVMCB2	27	312200 J02	128	3.	3.
-																
103	SPIRE PSW Ch25-28 . 28+		SPC.I	-	S131	021SS-38	7			PSW-H1	HSSVMCB2	27	312200 J02	103		
113	SPIRE PSW Ch25-28 . 28-		SPC.I	-	S131	021SS-38	7				HSSVMCB2	27	312200 J02	113		
128	SPIRE PSW Ch25-28 . 28gnd		SPC.I	-	S131	021SS-38	7			Daisy ch to Pin 047 (A3)	HSSVMCB2	27	312200 J02	128	3.	3.
-																
-																
058	SPIRE PSW Ch29-32 . 29+		SPC.I	-	S132	021SS-38	8			PSW-G1	HSSVMCB2	27	312200 J02	058		
046	SPIRE PSW Ch29-32 . 29-		SPC.I	-	S132	021SS-38	8				HSSVMCB2	27	312200 J02	046		
128	SPIRE PSW Ch29-32 . 29gnd		SPC.I	-	S132	021SS-38	8			Daisy ch to Pin 047 (A3)	HSSVMCB2	27	312200 J02	128	3.	3.
-																
068	SPIRE PSW Ch29-32 . 30+		SPC.I	-	S132	021SS-38	8			PSW-J1	HSSVMCB2	27	312200 J02	068		
057	SPIRE PSW Ch29-32 . 30-		SPC.I	-	S132	021SS-38	8				HSSVMCB2	27	312200 J02	057		
128	SPIRE PSW Ch29-32 . 30gnd		SPC.I	-	S132	021SS-38	8			Daisy ch to Pin 047 (A3)	HSSVMCB2	27	312200 J02	128	3.	3.
-																
069	SPIRE PSW Ch29-32 . 31+		SPC.I	-	S132	021SS-38	8			PSW-H2	HSSVMCB2	27	312200 J02	069		
080	SPIRE PSW Ch29-32 . 31-		SPC.I	-	S132	021SS-38	8				HSSVMCB2	27	312200 J02	080		
128	SPIRE PSW Ch29-32 . 31gnd		SPC.I	-	S132	021SS-38	8			Daisy ch to Pin 047 (A3)	HSSVMCB2	27	312200 J02	128	3.	3.
-																
070	SPIRE PSW Ch29-32 . 32+		SPC.I	-	S132	021SS-38	8			PSW-F2	HSSVMCB2	27	312200 J02	070		
081	SPIRE PSW Ch29-32 . 32-		SPC.I	-	S132	021SS-38	8				HSSVMCB2	27	312200 J02	081		
128	SPIRE PSW Ch29-32 . 32gnd		SPC.I	-	S132	021SS-38	8			Daisy ch to Pin 047 (A3)	HSSVMCB2	27	312200 J02	128	3.	3.
-																
-																
023	SPIRE PSW Ch33-36 . 33+		SPC.I	-	S133	021SS-38	9			PSW-J2	HSSVMCB2	27	312200 J02	023		
034	SPIRE PSW Ch33-36 . 33-		SPC.I	-	S133	021SS-38	9				HSSVMCB2	27	312200 J02	034		
004	SPIRE PSW Ch33-36 . 33gnd		SPC.I	-	S133	021SS-38	9			Daisy ch to Pin 047 (A3)	HSSVMCB2	27	312200 J02	004	3.	3.
-																
033	SPIRE PSW Ch33-36 . 34+		SPC.I	-	S133	021SS-38	9			PSW-G2	HSSVMCB2	27	312200 J02	033		

Astrium GmbH	Pin Allocation List (Harness)	Doc.No.: HP-2-ASED-IC-0016
Project: HERSCHEL		Issue: 1.0 Date: 21.04.2004
		Sheet: PAL-5 (of 8)

Connector: 211121 P28 **Function:** UFThr 263.2° (SPIRE XS-09 JFP 1,2,3,4) **Conn.-Type:** 197-012P24-35S (Plug)

Item: CVVUCR **Location:** 33 / CVV I/F CB Top PFM (CVVUCR) **Backshell:** G9254 F24 M / M24-03

EMC-Category: 2I/Sig H fr CVVFT to SVMCB

Pin	Signal Designation	Interface-Code Circuit	Signal	Pos.	Ch. ID	Wiring	Grouping: Shd	Cable	Twist	Comment	Target-Item	Location	Connector	Pin	New	
045	SPIRE PSW Ch33-36 . 34-		SPC.I	-	S133	021SS-38	9				HSSVMCB2	27	312200 J02	045		
004	SPIRE PSW Ch33-36 . 34gnd		SPC.I	-	S133	021SS-38	9			Daisy ch to Pin 047 (A3)	HSSVMCB2	27	312200 J02	004	3.	3.
-																
044	SPIRE PSW Ch33-36 . 35+		SPC.I	-	S133	021SS-38	9			PSW-H3	HSSVMCB2	27	312200 J02	044		
056	SPIRE PSW Ch33-36 . 35-		SPC.I	-	S133	021SS-38	9				HSSVMCB2	27	312200 J02	056		
004	SPIRE PSW Ch33-36 . 35gnd		SPC.I	-	S133	021SS-38	9			Daisy ch to Pin 047 (A3)	HSSVMCB2	27	312200 J02	004	3.	3.
-																
022	SPIRE PSW Ch33-36 . 36+		SPC.I	-	S133	021SS-38	9			PSW-J3	HSSVMCB2	27	312200 J02	022		
032	SPIRE PSW Ch33-36 . 36-		SPC.I	-	S133	021SS-38	9				HSSVMCB2	27	312200 J02	032		
004	SPIRE PSW Ch33-36 . 36gnd		SPC.I	-	S133	021SS-38	9			Daisy ch to Pin 047 (A3)	HSSVMCB2	27	312200 J02	004	3.	3.
-																
-	Farady Link									Cable P03 Faraday Shd con to Busbar tbc						
-																
-																
004	SPIRE PLW B09 GND WIRE A4		SPX.-	-	S494	010B0-30				Con to Cable from P04 GND/Shds	HSSVMCB2	27	312200 J02	004		
-																
013	SPIRE PSW Ch37-40 . 37+		SPC.I	-	S136	021SS-38	10			PSW-E2	HSSVMCB2	27	312200 J02	013		
012	SPIRE PSW Ch37-40 . 37-		SPC.I	-	S136	021SS-38	10				HSSVMCB2	27	312200 J02	012		
004	SPIRE PSW Ch37-40 . 37gnd		SPC.I	-	S136	021SS-38	10			Daisy ch to Pin 004 (A4)	HSSVMCB2	27	312200 J02	004		
-																
021	SPIRE PSW Ch37-40 . 38+		SPC.I	-	S136	021SS-38	10			PSW-F3	HSSVMCB2	27	312200 J02	021		
020	SPIRE PSW Ch37-40 . 38-		SPC.I	-	S136	021SS-38	10				HSSVMCB2	27	312200 J02	020		
004	SPIRE PSW Ch37-40 . 38gnd		SPC.I	-	S136	021SS-38	10			Daisy ch to Pin 004 (A4)	HSSVMCB2	27	312200 J02	004		
-																
031	SPIRE PSW Ch37-40 . 39+		SPC.I	-	S136	021SS-38	10			PSW-G3	HSSVMCB2	27	312200 J02	031		
043	SPIRE PSW Ch37-40 . 39-		SPC.I	-	S136	021SS-38	10				HSSVMCB2	27	312200 J02	043		
004	SPIRE PSW Ch37-40 . 39gnd		SPC.I	-	S136	021SS-38	10			Daisy ch to Pin 004 (A4)	HSSVMCB2	27	312200 J02	004		
-																
042	SPIRE PSW Ch37-40 . 40+		SPC.I	-	S136	021SS-38	10			PSW-H4	HSSVMCB2	27	312200 J02	042		
054	SPIRE PSW Ch37-40 . 40-		SPC.I	-	S136	021SS-38	10				HSSVMCB2	27	312200 J02	054		
004	SPIRE PSW Ch37-40 . 40gnd		SPC.I	-	S136	021SS-38	10			Daisy ch to Pin 004 (A4)	HSSVMCB2	27	312200 J02	004		
-																
-																
010	SPIRE PSW Ch41-44 . 41+		SPC.I	-	S137	021SS-38	11			PSW-J4	HSSVMCB2	27	312200 J02	010		
011	SPIRE PSW Ch41-44 . 41-		SPC.I	-	S137	021SS-38	11				HSSVMCB2	27	312200 J02	011		
004	SPIRE PSW Ch41-44 . 41gnd		SPC.I	-	S137	021SS-38	11			Daisy ch to Pin 004 (A4)	HSSVMCB2	27	312200 J02	004		
-																

Pin Allocation List

(Harness)

Connector: 211121 P28 **Function:** UFThr 263.2° (SPIRE XS-09 JFP 1,2,3,4) **Conn.-Type:** 197-012P24-35S (Plug)

Item: CVVUCR **Location:** 33 / CVV I/F CB Top PFM (CVVUCR) **Backshell:** G9254 F24 M / M24-03

EMC-Category: 2I/Sig H fr CVVFT to SVMCB

Pin	Signal Designation	Interface-Code Circuit	Signal	Pos.	Ch. ID	Wiring	Grouping: Shd	Cable	Twist	Comment	Target-Item	Location	Connector	Pin	New
019	SPIRE PSW Ch41-44 . 42+		SPC.I	-	S137	021SS-38	11			PSW-E3	HSSVMCB2	27	312200 J02	019	
029	SPIRE PSW Ch41-44 . 42-		SPC.I	-	S137	021SS-38	11				HSSVMCB2	27	312200 J02	029	
004	SPIRE PSW Ch41-44 . 42gnd		SPC.I	-	S137	021SS-38	11			Daisy ch to Pin 004 (A4)	HSSVMCB2	27	312200 J02	004	
-															
041	SPIRE PSW Ch41-44 . 43+		SPC.I	-	S137	021SS-38	11			PSW-F4	HSSVMCB2	27	312200 J02	041	
030	SPIRE PSW Ch41-44 . 43-		SPC.I	-	S137	021SS-38	11				HSSVMCB2	27	312200 J02	030	
004	SPIRE PSW Ch41-44 . 43gnd		SPC.I	-	S137	021SS-38	11			Daisy ch to Pin 004 (A4)	HSSVMCB2	27	312200 J02	004	
-															
053	SPIRE PSW Ch41-44 . 44+		SPC.I	-	S137	021SS-38	11			PSW-G4	HSSVMCB2	27	312200 J02	053	
052	SPIRE PSW Ch41-44 . 44-		SPC.I	-	S137	021SS-38	11				HSSVMCB2	27	312200 J02	052	
004	SPIRE PSW Ch41-44 . 44gnd		SPC.I	-	S137	021SS-38	11			Daisy ch to Pin 004 (A4)	HSSVMCB2	27	312200 J02	004	
-															
-															
009	SPIRE PSW Ch45-48 . 45+		SPC.I	-	S138	021SS-38	12			PSW-H5	HSSVMCB2	27	312200 J02	009	
017	SPIRE PSW Ch45-48 . 45-		SPC.I	-	S138	021SS-38	12				HSSVMCB2	27	312200 J02	017	
004	SPIRE PSW Ch45-48 . 45gnd		SPC.I	-	S138	021SS-38	12			Daisy ch to Pin 004 (A4)	HSSVMCB2	27	312200 J02	004	
-															
018	SPIRE PSW Ch45-48 . 46+		SPC.I	-	S138	021SS-38	12			PSW-E4	HSSVMCB2	27	312200 J02	018	
028	SPIRE PSW Ch45-48 . 46-		SPC.I	-	S138	021SS-38	12				HSSVMCB2	27	312200 J02	028	
004	SPIRE PSW Ch45-48 . 46gnd		SPC.I	-	S138	021SS-38	12			Daisy ch to Pin 004 (A4)	HSSVMCB2	27	312200 J02	004	
-															
016	SPIRE PSW Ch45-48 . 47+		SPC.I	-	S138	021SS-38	12			PSW-J5	HSSVMCB2	27	312200 J02	016	
027	SPIRE PSW Ch45-48 . 47-		SPC.I	-	S138	021SS-38	12				HSSVMCB2	27	312200 J02	027	
004	SPIRE PSW Ch45-48 . 47gnd		SPC.I	-	S138	021SS-38	12			Daisy ch to Pin 004 (A4)	HSSVMCB2	27	312200 J02	004	
-															
040	SPIRE PSW Ch45-48 . 48+		SPC.I	-	S138	021SS-38	12			PSW-F5	HSSVMCB2	27	312200 J02	040	
039	SPIRE PSW Ch45-48 . 48-		SPC.I	-	S138	021SS-38	12				HSSVMCB2	27	312200 J02	039	
004	SPIRE PSW Ch45-48 . 48gnd		SPC.I	-	S138	021SS-38	12			Daisy ch to Pin 004 (A4)	HSSVMCB2	27	312200 J02	004	
-															
-	Faraday Link									Cable from P04 Faraday Shd con to Busbar tbc					
-															
001	Faraday Pins									Connected to Busbar ECR0039tbc					
002	Faraday Pins									Connected to Busbar ECR0039tbc					
003	Faraday Pins									Connected to Busbar ECR0039tbc					

Astrium GmbH	Pin Allocation List (Harness)	Doc.No.: HP-2-ASED-IC-0016
Project: HERSCHEL		Issue: 1.0 Date: 21.04.2004
		Sheet: PAL-7 (of 8)

Connector: 211121 P28 **Function:** UFThr 263.2° (SPIRE XS-09 JFP 1,2,3,4) **Conn.-Type:** 197-012P24-35S (Plug)

Item: CVVUCR **Location:** 33 / CVV I/F CB Top PFM (CVVUCR) **Backshell:** G9254 F24 M / M24-03

EMC-Category: 2I/Sig H fr CVVFT to SVMCB

Pin	Signal Designation	Interface-Code Circuit	Signal	Pos.	Ch. ID	Wiring	Grouping: Shd	Cable	Twist	Comment	Target-Item	Location	Connector	Pin	New
005	Faraday Pins									Connected to Busbar ECR0039tbc					
006	Faraday Pins									Connected to Busbar ECR0039tbc					
007	Faraday Pins									Connected to Busbar ECR0039tbc					
008	Faraday Pins									Connected to Busbar ECR0039tbc					
014	Faraday Pins									Connected to Busbar ECR0039tbc					
015	Faraday Pins									Connected to Busbar ECR0039tbc					
024	Faraday Pins									Connected to Busbar ECR0039tbc					
025	Faraday Pins									Connected to Busbar ECR0039tbc					
035	Faraday Pins									Connected to Busbar ECR0039tbc					
082	Faraday Pins									Connected to Busbar ECR0039tbc					
093	Faraday Pins									Connected to Busbar ECR0039tbc					
094	Faraday Pins									Connected to Busbar ECR0039tbc					
104	Faraday Pins									Connected to Busbar ECR0039tbc					
105	Faraday Pins									Connected to Busbar ECR0039tbc					
114	Faraday Pins									Connected to Busbar ECR0039tbc					
115	Faraday Pins									Connected to Busbar ECR0039tbc					
121	Faraday Pins									Connected to Busbar ECR0039tbc					
122	Faraday Pins									Connected to Busbar ECR0039tbc					
123	Faraday Pins									Connected to Busbar ECR0039tbc					
124	Faraday Pins									Connected to Busbar ECR0039tbc					

Astrium GmbH	**Pin Allocation List** (Harness)	Doc.No.: HP-2-ASED-IC-0016
Project: HERSCHEL		Issue: 1.0 Date: 21.04.2004
		Sheet: PAL-8 (of 8)

Connector: 211121 P28 **Function:** UFThr 263.2° (SPIRE XS-09 JFP 1,2,3,4) **Conn.-Type:** 197-012P24-35S (Plug)

Item: CVVUCR **Location:** 33 / CVV I/F CB Top PFM (CVVUCR) **Backshell:** G9254 F24 M / M24-03

EMC-Category: 2I/Sig H fr CVVFT to SVMCB

Pin	Signal Designation	Interface-Code Circuit	Signal	Pos.	Ch. ID	Wiring	Grouping: Shd	Cable	Twist	Comment	Target-Item	Location	Connector	Pin	New
125	Faraday Pins									Connected to Busbar ECR0039tbc					
126	Faraday Pins									Connected to Busbar ECR0039tbc					
127	Faraday Pins									Connected to Busbar ECR0039tbc					
-															
CH	Connector Housing									CH isolated from Faraday Shds					
-										No Overall Shd at junction side					

Astrium GmbH	Pin Allocation List (Harness)	Doc.No.: HP-2-ASED-IC-0016
Project: HERSCHEL		Issue: 1.0 Date: 21.04.2004
		Sheet: PAL-1 (of 5)

Connector: 211121 P34 **Function:** UFThr. 318.1° (SPIRE XS-10 FPU 19,21,23) **Conn.-Type:** 197-012P24-35S (Plug)

Item: CVVUCR **Location:** 33 / CVV I/F CB Top PFM (CVVUCR) **Backshell:** G9254 F24 M / M24-02

EMC-Category: 2I/Sig H fr CVVFT to SVMCB

Pin	Signal Designation	Interface-Code Circuit	Signal	Pos.	Ch. ID	Wiring	Grouping: Shd	Cable	Twist	Comment	Target-Item	Location	Connector	Pin	New
029	SPIRE SorptPumpTemp(N) . I+		S3E.-	-	S234	041SS-38	1				HSSVMCB3	27	312300 J06	029	
041	SPIRE SorptPumpTemp(N) . V+		S3E.-	-	S234	041SS-38	1				HSSVMCB3	27	312300 J06	041	
042	SPIRE SorptPumpTemp(N) . V-		S3E.-	-	S234	041SS-38	1				HSSVMCB3	27	312300 J06	042	
030	SPIRE SorptPumpTemp(N) . I-		S3E.-	-	S234	041SS-38	1				HSSVMCB3	27	312300 J06	030	
031	SPIRE SorptPumpTemp(N) . SHD01		S3E.-	-	S234	041SS-38	1			Cable S234 to S238 Shd con together	HSSVMCB3	27	312300 J06	031	
-															
077	SPIRE EvaporatorTemp(N) . I+		S3E.-	-	S235	041SS-38	2				HSSVMCB3	27	312300 J06	077	
066	SPIRE EvaporatorTemp(N) . V+		S3E.-	-	S235	041SS-38	2				HSSVMCB3	27	312300 J06	066	
065	SPIRE EvaporatorTemp(N) . V-		S3E.-	-	S235	041SS-38	2				HSSVMCB3	27	312300 J06	065	
076	SPIRE EvaporatorTemp(N) . I-		S3E.-	-	S235	041SS-38	2				HSSVMCB3	27	312300 J06	076	
054	SPIRE EvaporatorTemp(N) . SHD02		S3E.-	-	S235	041SS-38	2			Cable S234 to S238 Shd con together	HSSVMCB3	27	312300 J06	054	
-															
053	SPIRE SorptPumpSwTemp(N) . I+		S3E.-	-	S236	041SS-38	3				HSSVMCB3	27	312300 J06	053	
064	SPIRE SorptPumpSwTemp(N) . V+		S3E.-	-	S236	041SS-38	3				HSSVMCB3	27	312300 J06	064	
063	SPIRE SorptPumpSwTemp(N) . V-		S3E.-	-	S236	041SS-38	3				HSSVMCB3	27	312300 J06	063	
052	SPIRE SorptPumpSwTemp(N) . I-		S3E.-	-	S236	041SS-38	3				HSSVMCB3	27	312300 J06	052	
075	SPIRE SorptPumpSwTemp(N) . SHD03		S3E.-	-	S236	041SS-38	3			Cable S234 to S238 Shd con together	HSSVMCB3	27	312300 J06	075	
-															
050	SPIRE EvaporSwTemp(N) . I+		S3E.-	-	S237	041SS-38	4				HSSVMCB3	27	312300 J06	050	
062	SPIRE EvaporSwTemp(N) . V+		S3E.-	-	S237	041SS-38	4				HSSVMCB3	27	312300 J06	062	
051	SPIRE EvaporSwTemp(N) . V-		S3E.-	-	S237	041SS-38	4				HSSVMCB3	27	312300 J06	051	
061	SPIRE EvaporSwTemp(N) . I-		S3E.-	-	S237	041SS-38	4				HSSVMCB3	27	312300 J06	061	
039	SPIRE EvaporSwTemp(N) . SHD04		S3E.-	-	S237	041SS-38	4			Cable S234 to S238 Shd con together	HSSVMCB3	27	312300 J06	039	
-															
011	SPIRE ThermShuntTemp(N) . I+A		S3E.-	-	S238	041SS-38	5				HSSVMCB3	27	312300 J06	011	
019	SPIRE ThermShuntTemp(N) . V+B		S3E.-	-	S238	041SS-38	5				HSSVMCB3	27	312300 J06	019	
018	SPIRE ThermShuntTemp(N) . V-A		S3E.-	-	S238	041SS-38	5				HSSVMCB3	27	312300 J06	018	
010	SPIRE ThermShuntTemp(N) . I-B		S3E.-	-	S238	041SS-38	5				HSSVMCB3	27	312300 J06	010	
020	SPIRE ThermShuntTemp(N) . SHD05		S3E.-	-	S238	041SS-38	5			Cable S234 to S238 Shd con together	HSSVMCB3	27	312300 J06	020	
-															
-															
006	SPIRE SorptPumpHtr(N) . I+A		S3F.-	-	S239	040B0-30					HSSVMCB3	27	312300 J06	006	
013	SPIRE SorptPumpHtr(N) . I+B		S3F.-	-	S239	040B0-30					HSSVMCB3	27	312300 J06	013	
005	SPIRE SorptPumpHtr(N) . I-A		S3F.-	-	S239	040B0-30					HSSVMCB3	27	312300 J06	005	
012	SPIRE SorptPumpHtr(N) . I-B		S3F.-	-	S239	040B0-30					HSSVMCB3	27	312300 J06	012	

Astrium GmbH	**Pin Allocation List** (Harness)	Doc.No.: HP-2-ASED-IC-0016
Project: HERSCHEL		Issue: 1.0 Date: 21.04.2004
		Sheet: PAL-2 (of 5)

Connector: 211121 P34 **Function:** UFThr. 318.1° (SPIRE XS-10 FPU 19,21,23) **Conn.-Type:** 197-012P24-35S (Plug)

Item: CVVUCR **Location:** 33 / CVV I/F CB Top PFM (CVVUCR) **Backshell:** G9254 F24 M / M24-02

EMC-Category: 2I/Sig H fr CVVFT to SVMCB

Pin	Signal Designation	Interface-Code Circuit	Signal	Pos.	Ch. ID	Wiring	Grouping: Shd	Cable	Twist	Comment	Target-Item	Location	Connector	Pin	New
-															
022	SPIRE SorptPumpSwHtr(N) . I+A		S3F.-	-	S240	040B0-30					HSSVMCB3	27	312300 J06	022	
033	SPIRE SorptPumpSwHtr(N) . I+B		S3F.-	-	S240	040B0-30					HSSVMCB3	27	312300 J06	033	
021	SPIRE SorptPumpSwHtr(N) . I-A		S3F.-	-	S240	040B0-30					HSSVMCB3	27	312300 J06	021	
032	SPIRE SorptPumpSwHtr(N) . I-B		S3F.-	-	S240	040B0-30					HSSVMCB3	27	312300 J06	032	
-															
055	SPIRE EvaporSwHtr(N) . I+A		S3F.-	-	S241	040B0-30					HSSVMCB3	27	312300 J06	055	
056	SPIRE EvaporSwHtr(N) . I+B		S3F.-	-	S241	040B0-30					HSSVMCB3	27	312300 J06	056	
043	SPIRE EvaporSwHtr(N) . I-A		S3F.-	-	S241	040B0-30					HSSVMCB3	27	312300 J06	043	
044	SPIRE EvaporSwHtr(N) . I-B		S3F.-	-	S241	040B0-30					HSSVMCB3	27	312300 J06	044	
-															
004	SPIRE FPU FC Faraday . SFF		SFF.-	-	S249	010B0-30				Cable P19 Faraday Shd con to Busbar tbc	HSSVMCB3	27	312300 J06	004	3. 3. 3.
-															
-															
111	SPIRE Spectr4%Temp (N) . I+		SCA.-	-	S242	041SS-38	9				HSSVMCB3	27	312300 J06	111	
120	SPIRE Spectr4%Temp (N) . V+		SCA.-	-	S242	041SS-38	9				HSSVMCB3	27	312300 J06	120	
128	SPIRE Spectr4%Temp (N) . V-		SCA.-	-	S242	041SS-38	9				HSSVMCB3	27	312300 J06	128	
112	SPIRE Spectr4%Temp (N) . I-		SCA.-	-	S242	041SS-38	9				HSSVMCB3	27	312300 J06	112	
121	SPIRE Spectr4%Temp (N) . SHD01		SCA.-	-	S242	041SS-38	9			Cable S242 to S244 Shd con together	HSSVMCB3	27	312300 J06	121	
-															
091	SPIRE Spectr2%Temp (N) . I+		SCA.-	-	S243	041SS-38	10				HSSVMCB3	27	312300 J06	091	
092	SPIRE Spectr2%Temp (N) . V+		SCA.-	-	S243	041SS-38	10				HSSVMCB3	27	312300 J06	092	
081	SPIRE Spectr2%Temp (N) . V-		SCA.-	-	S243	041SS-38	10				HSSVMCB3	27	312300 J06	081	
080	SPIRE Spectr2%Temp (N) . I-		SCA.-	-	S243	041SS-38	10				HSSVMCB3	27	312300 J06	080	
093	SPIRE Spectr2%Temp (N) . SHD02		SCA.-	-	S243	041SS-38	10			Cable S242 to S244 Shd con together	HSSVMCB3	27	312300 J06	093	
-															
114	SPIRE SpStimFlanTemp(N) . I+		SCA.-	-	S244	041SS-38	11				HSSVMCB3	27	312300 J06	114	
113	SPIRE SpStimFlanTemp(N) . V+		SCA.-	-	S244	041SS-38	11				HSSVMCB3	27	312300 J06	113	
103	SPIRE SpStimFlanTemp(N) . V-		SCA.-	-	S244	041SS-38	11				HSSVMCB3	27	312300 J06	103	
104	SPIRE SpStimFlanTemp(N) . I-		SCA.-	-	S244	041SS-38	11				HSSVMCB3	27	312300 J06	104	
102	SPIRE SpStimFlanTemp(N) . SHD03		SCA.-	-	S244	041SS-38	11			Cable S242 to S244 Shd con together	HSSVMCB3	27	312300 J06	102	
-															
-															
035	SPIRE Spectr4%Heater (N) . I+A		SCB.-	-	S245	040B0-30					HSSVMCB3	27	312300 J06	035	
024	SPIRE Spectr4%Heater (N) . I+B		SCB.-	-	S245	040B0-30					HSSVMCB3	27	312300 J06	024	
034	SPIRE Spectr4%Heater (N) . I-A		SCB.-	-	S245	040B0-30					HSSVMCB3	27	312300 J06	034	

Astrium GmbH	**Pin Allocation List** (Harness)	Doc.No.: HP-2-ASED-IC-0016
Project: HERSCHEL		Issue: 1.0 Date: 21.04.2004
		Sheet: PAL-3 (of 5)

Connector: 211121 P34 **Function:** UFThr. 318.1° (SPIRE XS-10 FPU 19,21,23) **Conn.-Type:** 197-012P24-35S (Plug)

Item: CVVUCR **Location:** 33 / CVV I/F CB Top PFM (CVVUCR) **Backshell:** G9254 F24 M / M24-02

EMC-Category: 2I/Sig H fr CVVFT to SVMCB

Pin	Signal Designation	Interface-Code Circuit	Signal	Pos.	Ch. ID	Wiring	Grouping: Shd	Cable	Twist	Comment	Target-Item	Location	Connector	Pin	New
023	SPIRE Spectr4%Heater (N) . I-B		SCB.-	-	S245	040B0-30					HSSVMCB3	27	312300 J06	023	
-															
046	SPIRE Spectr2%Heater (N) . I+A		SCB.-	-	S246	040B0-30					HSSVMCB3	27	312300 J06	046	
058	SPIRE Spectr2%Heater (N) . I+B		SCB.-	-	S246	040B0-30					HSSVMCB3	27	312300 J06	058	
045	SPIRE Spectr2%Heater (N) . I-A		SCB.-	-	S246	040B0-30					HSSVMCB3	27	312300 J06	045	
057	SPIRE Spectr2%Heater (N) . I-B		SCB.-	-	S246	040B0-30					HSSVMCB3	27	312300 J06	057	
-															
047	SPIRE FPU FSS Faraday . SFF		SFF.-	-	S251	010B0-30				Cable P21 Faraday Shd con to Busbar tbc	HSSVMCB3	27	312300 J06	047	3. 3. 3.
-															
-															
089	SPIRE FilterTemp(N) . I+		STA.-	-	S253	041SS-38	19				HSSVMCB3	27	312300 J06	089	
100	SPIRE FilterTemp(N) . V+		STA.-	-	S253	041SS-38	19				HSSVMCB3	27	312300 J06	100	
099	SPIRE FilterTemp(N) . V-		STA.-	-	S253	041SS-38	19				HSSVMCB3	27	312300 J06	099	
088	SPIRE FilterTemp(N) . I-		STA.-	-	S253	041SS-38	19				HSSVMCB3	27	312300 J06	088	
101	SPIRE FilterTemp(N) . SHD06		STA.-	-	S253	041SS-38	19			Cable S253 to S258 Shd con together	HSSVMCB3	27	312300 J06	101	
-															
118	SPIRE SpectDetBoxTemp(N) . I+		STA.-	-	S254	041SS-38	14				HSSVMCB3	27	312300 J06	118	
125	SPIRE SpectDetBoxTemp(N) . V+		STA.-	-	S254	041SS-38	14				HSSVMCB3	27	312300 J06	125	
126	SPIRE SpectDetBoxTemp(N) . V-		STA.-	-	S254	041SS-38	14				HSSVMCB3	27	312300 J06	126	
119	SPIRE SpectDetBoxTemp(N) . I-		STA.-	-	S254	041SS-38	14				HSSVMCB3	27	312300 J06	119	
110	SPIRE SpectDetBoxTemp(N) . SHD01		STA.-	-	S254	041SS-38	14			Cable S253 to S258 Shd con together	HSSVMCB3	27	312300 J06	110	
-															
123	SPIRE PhotomDetBoxTmp(N) . I+		STA.-	-	S255	041SS-38	15				HSSVMCB3	27	312300 J06	123	
116	SPIRE PhotomDetBoxTmp(N) . V+		STA.-	-	S255	041SS-38	15				HSSVMCB3	27	312300 J06	116	
117	SPIRE PhotomDetBoxTmp(N) . V-		STA.-	-	S255	041SS-38	15				HSSVMCB3	27	312300 J06	117	
124	SPIRE PhotomDetBoxTmp(N) . I-		STA.-	-	S255	041SS-38	15				HSSVMCB3	27	312300 J06	124	
108	SPIRE PhotomDetBoxTmp(N) . SHD02		STA.-	-	S255	041SS-38	15			Cable S253 to S258 Shd con together	HSSVMCB3	27	312300 J06	108	
-															
106	SPIRE OptSubbenchTmp(N) . I+		STA.-	-	S256	041SS-38	16				HSSVMCB3	27	312300 J06	106	
107	SPIRE OptSubbenchTmp(N) . V+		STA.-	-	S256	041SS-38	16				HSSVMCB3	27	312300 J06	107	
122	SPIRE OptSubbenchTmp(N) . V-		STA.-	-	S256	041SS-38	16				HSSVMCB3	27	312300 J06	122	
115	SPIRE OptSubbenchTmp(N) . I-		STA.-	-	S256	041SS-38	16				HSSVMCB3	27	312300 J06	115	
105	SPIRE OptSubbenchTmp(N) . SHD03		STA.-	-	S256	041SS-38	16			Cable S253 to S258 Shd con together	HSSVMCB3	27	312300 J06	105	
-															
097	SPIRE FPUInpBaffleTmp(N) . I+		STA.-	-	S257	041SS-38	17				HSSVMCB3	27	312300 J06	097	

Astrium GmbH	**Pin Allocation List** (Harness)	Doc.No.: HP-2-ASED-IC-0016
Project: HERSCHEL		Issue: 1.0 Date: 21.04.2004
		Sheet: PAL-4 (of 5)

Connector: 211121 P34 **Function:** UFThr. 318.1° (SPIRE XS-10 FPU 19,21,23) **Conn.-Type:** 197-012P24-35S (Plug)

Item: CVVUCR **Location:** 33 / CVV I/F CB Top PFM (CVVUCR) **Backshell:** G9254 F24 M / M24-02

EMC-Category: 2I/Sig H fr CVVFT to SVMCB

Pin	Signal Designation	Interface-Code Circuit	Signal	Pos.	Ch. ID	Wiring	Grouping: Shd	Cable	Twist	Comment	Target-Item	Location	Connector	Pin	New
086	SPIRE FPUInpBaffleTmp(N) . V+		STA.-	-	S257	041SS-38	17				HSSVMCB3	27	312300 J06	086	
087	SPIRE FPUInpBaffleTmp(N) . V-		STA.-	-	S257	041SS-38	17				HSSVMCB3	27	312300 J06	087	
098	SPIRE FPUInpBaffleTmp(N) . I-		STA.-	-	S257	041SS-38	17				HSSVMCB3	27	312300 J06	098	
109	SPIRE FPUInpBaffleTmp(N) . SHD04		STA.-	-	S257	041SS-38	17			Cable S253 to S258 Shd con together	HSSVMCB3	27	312300 J06	109	
-															
073	SPIRE BSM/SOB I/FTmp(N) . I+		STA.-	-	S258	041SS-38	18				HSSVMCB3	27	312300 J06	073	
074	SPIRE BSM/SOB I/FTmp(N) . V+		STA.-	-	S258	041SS-38	18				HSSVMCB3	27	312300 J06	074	
085	SPIRE BSM/SOB I/FTmp(N) . V-		STA.-	-	S258	041SS-38	18				HSSVMCB3	27	312300 J06	085	
084	SPIRE BSM/SOB I/FTmp(N) . I-		STA.-	-	S258	041SS-38	18				HSSVMCB3	27	312300 J06	084	
096	SPIRE BSM/SOB I/FTmp(N) . SHD05		STA.-	-	S258	041SS-38	18			Cable S253 to S258 Shd con together	HSSVMCB3	27	312300 J06	096	
-															
-															
079	SPIRE PTC Htr(N) . I+A		STB.-	-	S259	041BS-30	20				HSSVMCB3	27	312300 J06	079	
078	SPIRE PTC Htr(N) . I+B		STB.-	-	S259	041BS-30	20				HSSVMCB3	27	312300 J06	078	
068	SPIRE PTC Htr(N) . I-A		STB.-	-	S259	041BS-30	20				HSSVMCB3	27	312300 J06	068	
067	SPIRE PTC Htr(N) . I-B		STB.-	-	S259	041BS-30	20				HSSVMCB3	27	312300 J06	067	
090	SPIRE PTC Htr(N) . SHD07		STB.-	-	S259	041BS-30	20			Cable S259Shd	HSSVMCB3	27	312300 J06	090	
-															
094	SPIRE FPU TP Faraday . SFF		SFF.-	-	S250	010B0-30				Cable P23 Faraday Shd con to Busbar tbc	HSSVMCB3	27	312300 J06	094	3. 3. 3.
-															
-															
001	Faraday Pins									Connected to Busbar ECR0039tbc					
002	Faraday Pins									Connected to Busbar ECR0039tbc					
003	Faraday Pins									Connected to Busbar ECR0039tbc					
004	Faraday Pins									Connected to Busbar ECR0039tbc					
007	Faraday Pins									Connected to Busbar ECR0039tbc					
008	Faraday Pins									Connected to Busbar ECR0039tbc					
014	Faraday Pins									Connected to Busbar ECR0039tbc					
015	Faraday Pins									Connected to Busbar ECR0039tbc					

Astrium GmbH	**Pin Allocation List** (Harness)	Doc.No.: HP-2-ASED-IC-0016
Project: HERSCHEL		Issue: 1.0 Date: 21.04.2004
		Sheet: PAL-5 (of 5)

Connector: 211121 P34 **Function:** UFThr. 318.1° (SPIRE XS-10 FPU 19,21,23) **Conn.-Type:** 197-012P24-35S (Plug)

Item: CVVUCR **Location:** 33 / CVV I/F CB Top PFM (CVVUCR) **Backshell:** G9254 F24 M / M24-02

EMC-Category: 2I/Sig H fr CVVFT to SVMCB

Pin	Signal Designation	Interface-Code Circuit	Signal	Pos.	Ch. ID	Wiring	Grouping: Shd	Cable	Twist	Comment	Target-Item	Location	Connector	Pin	New
025	Faraday Pins									Connected to Busbar ECR0039tbc					
036	Faraday Pins									Connected to Busbar ECR0039tbc					
047	Faraday Pins									Connected to Busbar ECR0039tbc					
059	Faraday Pins									Connected to Busbar ECR0039tbc					
070	Faraday Pins									Connected to Busbar ECR0039tbc					
082	Faraday Pins									Connected to Busbar ECR0039tbc					
094	Faraday Pins									Connected to Busbar ECR0039tbc					
127	Faraday Pins									Connected to Busbar ECR0039tbc					
-															
-															
CH	Connector Housing									CH isolated from Farady Shds					
-	to outer overall shield														3.
-	Insulating Jacket									Insulating Jacket between Bundle Overall Shd and Faraday Shd					
-	Bundle Overall Shd									Bundle Overall Shd con to Backshell					
-	to inner overall shield														3.

Astrium GmbH	**Pin Allocation List** (Harness)	Doc.No.: HP-2-ASED-IC-0016
Project: HERSCHEL		Issue: 1.0 Date: 21.04.2004
		Sheet: PAL-1 (of 7)

Connector: 211121 P30 **Function:** UFThr. 283.0° (SPIRE XS-11 FPU 25,27,29) **Conn.-Type:** 197-012P24-35S (Plug)

Item: CVVUCR **Location:** 33 / CVV I/F CB Top PFM (CVVUCR) **Backshell:** G9254 F24 M / M24-02

EMC-Category: 2I/Sig H fr CVVFT to SVMCB

Pin	Signal Designation	Interface-Code Circuit	Signal	Pos.	Ch. ID	Wiring	Grouping: Shd	Cable	Twist	Comment	Target-Item	Location	Connector	Pin	New
051	SPIRE ChopSensor1&2(N) . 1		SBA.-	-	S041	021SS-38	1				HSSVMCB3	27	312300 J04	051	
040	SPIRE ChopSensor1&2(N) . 2		SBA.-	-	S041	021SS-38	1				HSSVMCB3	27	312300 J04	040	
039	SPIRE ChopSensor1&2(N) . SHD01		SBA.-	-	S041	021SS-38	1			Cable S41, 43, 45, 48 Shd con together	HSSVMCB3	27	312300 J04	039	
-															
028	SPIRE ChopSensor3-5(N) . 3		SBB.-	-	S043	031BS-38	3				HSSVMCB3	27	312300 J04	028	
017	SPIRE ChopSensor3-5(N) . 4		SBB.-	-	S043	031BS-38	3				HSSVMCB3	27	312300 J04	017	
016	SPIRE ChopSensor3-5(N) . 5		SBB.-	-	S043	031BS-38	3				HSSVMCB3	27	312300 J04	016	
027	SPIRE ChopSensor3-5(N) . SHD03		SBB.-	-	S043	031BS-38	3			Cable S41, 43, 45, 48 Shd con together	HSSVMCB3	27	312300 J04	027	
-															
049	SPIRE JiggleSensor1&2(N) . 1		SBA.-	-	S045	021SS-38	2				HSSVMCB3	27	312300 J04	049	
050	SPIRE JiggleSensor1&2(N) . 2		SBA.-	-	S045	021SS-38	2				HSSVMCB3	27	312300 J04	050	
038	SPIRE JiggleSensor1&2(N) . SHD02		SBA.-	-	S045	021SS-38	2			Cable S41, 43, 45, 48 Shd con together	HSSVMCB3	27	312300 J04	038	
-															
015	SPIRE JiggleSensor3-5(N) . 3		SBB.-	-	S048	031BS-38	4				HSSVMCB3	27	312300 J04	015	
025	SPIRE JiggleSensor3-5(N) . 4		SBB.-	-	S048	031BS-38	4				HSSVMCB3	27	312300 J04	025	
037	SPIRE JiggleSensor3-5(N) . 5		SBB.-	-	S048	031BS-38	4				HSSVMCB3	27	312300 J04	037	
026	SPIRE JiggleSensor3-5(N) . SHD04		SBB.-	-	S048	031BS-38	4			Cable S41, 43, 45, 48 Shd con together	HSSVMCB3	27	312300 J04	026	
-															
-															
086	SPIRE BSMTemp(N) . I+		SBC.-	-	S103	041SS-38	5				HSSVMCB3	27	312300 J04	086	
097	SPIRE BSMTemp(N) . V+		SBC.-	-	S103	041SS-38	5				HSSVMCB3	27	312300 J04	097	
098	SPIRE BSMTemp(N) . V-		SBC.-	-	S103	041SS-38	5				HSSVMCB3	27	312300 J04	098	
087	SPIRE BSMTemp(N) . I-		SBC.-	-	S103	041SS-38	5				HSSVMCB3	27	312300 J04	087	
075	SPIRE BSMTemp(N) . SHD05		SBC.-	-	S103	041SS-38	5			Cable S103 Shd	HSSVMCB3	27	312300 J04	075	
-															
-															
048	SPIRE P-Cal Htr(N) . I+A		SBD.-	-	S260	041BS-30	6				HSSVMCB3	27	312300 J04	048	
071	SPIRE P-Cal Htr(N) . I+B		SBD.-	-	S260	041BS-30	6				HSSVMCB3	27	312300 J04	071	
060	SPIRE P-Cal Htr(N) . I-A		SBD.-	-	S260	041BS-30	6				HSSVMCB3	27	312300 J04	060	
059	SPIRE P-Cal Htr(N) . I-B		SBD.-	-	S260	041BS-30	6				HSSVMCB3	27	312300 J04	059	
036	SPIRE P-Cal Htr(N) . SHD06		SBD.-	-	S260	041BS-30	6			Cable S260 Shd	HSSVMCB3	27	312300 J04	036	
-															
-															
108	SPIRE BSMLchLtchConf(N) . 1		SBE.-	-	S261	021SS-38	7				HSSVMCB3	27	312300 J04	108	
116	SPIRE BSMLchLtchConf(N) . 2		SBE.-	-	S261	021SS-38	7				HSSVMCB3	27	312300 J04	116	
107	SPIRE BSMLchLtchConf(N) . SHD07		SBE.-	-	S261	021SS-38	7			Cable S261 Shd	HSSVMCB3	27	312300 J04	107	

Pin Allocation List
(Harness)

Connector: 211121 P30
Item: CVVUCR
EMC-Category: 2I/Sig H fr CVVFT to SVMCB

Function: UFThr. 283.0° (SPIRE XS-11 FPU 25,27,29)
Location: 33 / CVV I/F CB Top PFM (CVVUCR)

Conn.-Type: 197-012P24-35S (Plug)
Backshell: G9254 F24 M / M24-02

Pin	Signal Designation	Interface-Code Circuit	Signal	Pos.	Ch. ID	Wiring	Grouping: Shd	Cable	Twist	Comment	Target-Item	Location	Connector	Pin	New
-															
105	SPIRE BSMLatchDrive(N) . SUP		SBF.-	-	S262	021BS-30	8				HSSVMCB3	27	312300 J04	105	
115	SPIRE BSMLatchDrive(N) . RTN		SBF.-	-	S262	021BS-30	8				HSSVMCB3	27	312300 J04	115	
106	SPIRE BSMLatchDrive(N) . SHD08		SBF.-	-	S262	021BS-30	8			Cable S262 Shd	HSSVMCB3	27	312300 J04	106	
-															
-															
072	SPIRE ChopMotDrive(N) . 1		SBG.-	-	S263	041BS-30	9				HSSVMCB3	27	312300 J04	072	
061	SPIRE ChopMotDrive(N) . 2		SBG.-	-	S263	041BS-30	9				HSSVMCB3	27	312300 J04	061	
062	SPIRE ChopMotDrive(N) . 3		SBG.-	-	S263	041BS-30	9				HSSVMCB3	27	312300 J04	062	
074	SPIRE ChopMotDrive(N) . 4		SBG.-	-	S263	041BS-30	9				HSSVMCB3	27	312300 J04	074	
073	SPIRE ChopMotDrive(N) . SHD09		SBG.-	-	S263	041BS-30	9			Cable S263, 264Shd con together	HSSVMCB3	27	312300 J04	073	
-															
-															
083	SPIRE JiggleMotDrive(N) . 1		SBG.-	-	S264	041BS-30	10				HSSVMCB3	27	312300 J04	083	
095	SPIRE JiggleMotDrive(N) . 2		SBG.-	-	S264	041BS-30	10				HSSVMCB3	27	312300 J04	095	
096	SPIRE JiggleMotDrive(N) . 3		SBG.-	-	S264	041BS-30	10				HSSVMCB3	27	312300 J04	096	
085	SPIRE JiggleMotDrive(N) . 4		SBG.-	-	S264	041BS-30	10				HSSVMCB3	27	312300 J04	085	
084	SPIRE JiggleMotDrive(N) . SHD10		SBG.-	-	S264	041BS-30	10			Cable S263, 264Shd con together	HSSVMCB3	27	312300 J04	084	
-															
082	SPIRE FPU BSM Faraday . SFF		SFF.-	-	S252	010B0-30				Cable P25 Faraday Shd con to Busbar ECR0039tbc	HSSVMCB3	27	312300 J04	082	3. 3. 3.
-															
-															
-															
117	SPIRE SMECLLtch#1Conf(N) . 1+		SME.-	-	S265	021BS-30	16				HSSVMCB3	27	312300 J04	117	
118	SPIRE SMECLLtch#1Conf(N) . 1-		SME.-	-	S265	021BS-30	16				HSSVMCB3	27	312300 J04	118	
109	SPIRE SMECLLtch#1Conf(N) . SHD06		SME.-	-	S265	021BS-30	16			Cable S265 Shd (con to Faraday!) (A)	HSSVMCB3	27	312300 J04	109	
-															
-															
111	SPIRE SMECLLtch#2Conf(N) . 2+		SME.-	-	S266	021BS-30	17				HSSVMCB3	27	312300 J04	111	
119	SPIRE SMECLLtch#2Conf(N) . 2-		SME.-	-	S266	021BS-30	17				HSSVMCB3	27	312300 J04	119	
110	SPIRE SMECLLtch#2Conf(N) . SHD07		SME.-	-	S266	021BS-30	17			Cable S266 Shd (con to Faraday !) (A)	HSSVMCB3	27	312300 J04	110	
-															
-															
067	SPIRE SMECLL#1Pwr1/A(N) . S1		SMF.-	-	S267	021BS-30	18				HSSVMCB3	27	312300 J04	067	
066	SPIRE SMECLL#1Pwr1/A(N) . R1		SMF.-	-	S267	021BS-30	18				HSSVMCB3	27	312300 J04	066	

Pin Allocation List
(Harness)

Connector: 211121 P30
Item: CVVUCR
EMC-Category: 2I/Sig H fr CVVFT to SVMCB

Function: UFThr. 283.0° (SPIRE XS-11 FPU 25,27,29)
Location: 33 / CVV I/F CB Top PFM (CVVUCR)

Conn.-Type: 197-012P24-35S (Plug)
Backshell: G9254 F24 M / M24-02

Pin	Signal Designation	Interface-Code Circuit	Signal	Pos.	Ch. ID	Wiring	Grouping: Shd	Cable	Twist	Comment	Target-Item	Location	Connector	Pin	New
078	SPIRE SMECLL#1Pwr1/A(N) . SHD08		SMF.-	-	S267	021BS-30	18			Cable S267 to 270 Shd con together (B)	HSSVMCB3	27	312300 J04	078	
-															
-															
069	SPIRE SMECLL#1Pwr2/B(N) . S2		SMF.-	-	S268	021BS-30	19				HSSVMCB3	27	312300 J04	069	
068	SPIRE SMECLL#1Pwr2/B(N) . R2		SMF.-	-	S268	021BS-30	19				HSSVMCB3	27	312300 J04	068	
080	SPIRE SMECLL#1Pwr2/B(N) . SHD09		SMF.-	-	S268	021BS-30	19			Cable S267 to 270 Shd con together (B)	HSSVMCB3	27	312300 J04	080	
-															
-															
090	SPIRE SMECLL#2Pwr1/A(N) . S1		SMF.-	-	S269	021BS-30	20				HSSVMCB3	27	312300 J04	090	
091	SPIRE SMECLL#2Pwr1/A(N) . R1		SMF.-	-	S269	021BS-30	20				HSSVMCB3	27	312300 J04	091	
079	SPIRE SMECLL#2Pwr1/A(N) . SHD10		SMF.-	-	S269	021BS-30	20			Cable S267 to 270 Shd con together (B)	HSSVMCB3	27	312300 J04	079	
-															
-															
092	SPIRE SMECLL#2Pwr2/B(N) . S2		SMF.-	-	S270	021BS-30	21				HSSVMCB3	27	312300 J04	092	
093	SPIRE SMECLL#2Pwr2/B(N) . R2		SMF.-	-	S270	021BS-30	21				HSSVMCB3	27	312300 J04	093	
081	SPIRE SMECLL#2Pwr2/B(N) . SHD11		SMF.-	-	S270	021BS-30	21			Cable S267 to 270 Shd con together (B)	HSSVMCB3	27	312300 J04	081	
-															
-															
088	SPIRE SMECTemp(N) . I+		SMC.-	-	S271	041SS-38	14				HSSVMCB3	27	312300 J04	088	
099	SPIRE SMECTemp(N) . V+		SMC.-	-	S271	041SS-38	14				HSSVMCB3	27	312300 J04	099	
100	SPIRE SMECTemp(N) . V-		SMC.-	-	S271	041SS-38	14				HSSVMCB3	27	312300 J04	100	
089	SPIRE SMECTemp(N) . I-		SMC.-	-	S271	041SS-38	14				HSSVMCB3	27	312300 J04	089	
077	SPIRE SMECTemp(N) . SHD04		SMC.-	-	S271	041SS-38	14			Cable S271,272 Shd con together (C)	HSSVMCB3	27	312300 J04	077	
-															
-															
054	SPIRE SMEC/SOB I/FTmp(N) . I+		SMC.-	-	S272	041SS-38	15				HSSVMCB3	27	312300 J04	054	
065	SPIRE SMEC/SOB I/FTmp(N) . V+		SMC.-	-	S272	041SS-38	15				HSSVMCB3	27	312300 J04	065	
064	SPIRE SMEC/SOB I/FTmp(N) . V-		SMC.-	-	S272	041SS-38	15				HSSVMCB3	27	312300 J04	064	
053	SPIRE SMEC/SOB I/FTmp(N) . I-		SMC.-	-	S272	041SS-38	15				HSSVMCB3	27	312300 J04	053	
076	SPIRE SMEC/SOB I/FTmp(N) . SHD05		SMC.-	-	S272	041SS-38	15			Cable S271,272 Shd con together (C)	HSSVMCB3	27	312300 J04	076	
-															
-															
101	SPIRE SMECLVDTPriCIPw(N) . P		SMA.-	-	S273	021BS-30	11				HSSVMCB3	27	312300 J04	101	
102	SPIRE SMECLVDTPriCIPw(N) . N		SMA.-	-	S273	021BS-30	11				HSSVMCB3	27	312300 J04	102	

Pin Allocation List

(Harness)

Connector: 211121 P30 **Function:** UFThr. 283.0° (SPIRE XS-11 FPU 25,27,29) **Conn.-Type:** 197-012P24-35S (Plug)

Item: CVVUCR **Location:** 33 / CVV I/F CB Top PFM (CVVUCR) **Backshell:** G9254 F24 M / M24-02

EMC-Category: 2I/Sig H fr CVVFT to SVMCB

Pin	Signal Designation	Interface-Code Circuit	Signal	Pos.	Ch. ID	Wiring	Grouping: Shd	Cable	Twist	Comment	Target-Item	Location	Connector	Pin	New
112	SPIRE SMECLVDTPriClPw(N) . SHD01		SMA.-	-	S273	021BS-30	11			Cable S273 to 275 Shd con together (D)	HSSVMCB3	27	312300 J04	112	
-															
-															
127	SPIRE SMECLVDTSCI#1Sg(N) . P		SMB.-	-	S274	021BS-30	12				HSSVMCB3	27	312300 J04	127	
120	SPIRE SMECLVDTSCI#1Sg(N) . N		SMB.-	-	S274	021BS-30	12				HSSVMCB3	27	312300 J04	120	
128	SPIRE SMECLVDTSCI#1Sg(N) . SHD02		SMB.-	-	S274	021BS-30	12			Cable S273 to 275 Shd con together (D)	HSSVMCB3	27	312300 J04	128	
-															
-															
114	SPIRE SMECLVDTSCI#2Sg(N) . P		SMB.-	-	S275	021BS-30	13				HSSVMCB3	27	312300 J04	114	
113	SPIRE SMECLVDTSCI#2Sg(N) . N		SMB.-	-	S275	021BS-30	13				HSSVMCB3	27	312300 J04	113	
121	SPIRE SMECLVDTSCI#2Sg(N) . SHD03		SMB.-	-	S275	021BS-30	13			Cable S273 to 275 Shd con together (D)	HSSVMCB3	27	312300 J04	121	
-															
104	SPIRE FPU SMEC Faraday . SFF		SFF.-	-	S300	010B0-30				Cable P27 Faraday Shd con to Busbar ECR0039tbc	HSSVMCB3	27	312300 J04	104	3. 3. 3.
-															
-															
-															
012	SPIRE SMEC Drv Coil (N) . I+		SMD.-	-	S276	021BS-30	22				HSSVMCB3	27	312300 J04	012	
005	SPIRE SMEC Drv Coil (N) . I-		SMD.-	-	S276	021BS-30	22				HSSVMCB3	27	312300 J04	005	
013	SPIRE SMEC Drv Coil (N) . SHD01		SMD.-	-	S276	021BS-30	22			Cable S276, 277 con together (A)	HSSVMCB3	27	312300 J04	013	
-															
-															
022	SPIRE SMEC Drv Coil (Rob) (N) . I+		SMD.-	-	S277	021BS-30	23				HSSVMCB3	27	312300 J04	022	
007	SPIRE SMEC Drv Coil (Rob) (N) . I-		SMD.-	-	S277	021BS-30	23				HSSVMCB3	27	312300 J04	007	
013	SPIRE SMEC Drv Coil (Rob) (N) . SHD02		SMD.-	-	S277	021BS-30	23			Cable S276, 277 con together (A)	HSSVMCB3	27	312300 J04	013	
-															
-															
014	SPIRE SMEC Drv Sense (N) . Sen+		SMG.-	-	S278	021BS-38	24				HSSVMCB3	27	312300 J04	014	
024	SPIRE SMEC Drv Sense (N) . Sen-		SMG.-	-	S278	021BS-38	24				HSSVMCB3	27	312300 J04	024	
023	SPIRE SMEC Drv Sense (N) . SHD03		SMG.-	-	S278	021BS-38	24			Cable S278 Shd	HSSVMCB3	27	312300 J04	023	
-															
-															
009	SPIRE SMEC PosSeLEDPwr(N) . S		SMH.-	-	S279	021BS-38	25				HSSVMCB3	27	312300 J04	009	
002	SPIRE SMEC PosSeLEDPwr(N) . R		SMH.-	-	S279	021BS-38	25				HSSVMCB3	27	312300 J04	002	
003	SPIRE SMEC PosSeLEDPwr(N) . SHD04		SMH.-	-	S279	021BS-38	25			Cable S279 Shd	HSSVMCB3	27	312300 J04	003	

Astrium GmbH	**Pin Allocation List** (Harness)	Doc.No.: HP-2-ASED-IC-0016
Project: HERSCHEL		Issue: 1.0 Date: 21.04.2004
		Sheet: PAL-5 (of 7)

Connector: 211121 P30 **Function:** UFThr. 283.0° (SPIRE XS-11 FPU 25,27,29) **Conn.-Type:** 197-012P24-35S (Plug)

Item: CVVUCR **Location:** 33 / CVV I/F CB Top PFM (CVVUCR) **Backshell:** G9254 F24 M / M24-02

EMC-Category: 2I/Sig H fr CVVFT to SVMCB

Pin	Signal Designation	Interface-Code Circuit	Signal	Pos.	Ch. ID	Wiring	Grouping: Shd	Cable	Twist	Comment	Target-Item	Location	Connector	Pin	New
-															
-															
011	SPIRE SMEC PosSensPwr(N) . S		SMH.-	-	S280	021BS-38	26				HSSVMCB3	27	312300 J04	011	
004	SPIRE SMEC PosSensPwr(N) . R		SMH.-	-	S280	021BS-38	26				HSSVMCB3	27	312300 J04	004	
010	SPIRE SMEC PosSensPwr(N) . SHD05		SMH.-	-	S280	021BS-38	26			Cable S280 Shd	HSSVMCB3	27	312300 J04	010	
-															
-															
018	SPIRE SMEC PosPhDi#1(N) . I+		SMJ.-	-	S281	021SS-38	27				HSSVMCB3	27	312300 J04	018	
019	SPIRE SMEC PosPhDi#1(N) . I-		SMJ.-	-	S281	021SS-38	27				HSSVMCB3	27	312300 J04	019	
029	SPIRE SMEC PosPhDi#1(N) . SHD06		SMJ.-	-	S281	021SS-38	27			Cable S281, 283,285 Shd con together (B)	HSSVMCB3	27	312300 J04	029	
-															
-															
056	SPIRE SMEC PosPhDi#1FB(N) . S		SMK.-	-	S282	021SS-38	30				HSSVMCB3	27	312300 J04	056	
055	SPIRE SMEC PosPhDi#1FB(N) . R		SMK.-	-	S282	021SS-38	30				HSSVMCB3	27	312300 J04	055	
044	SPIRE SMEC PosPhDi#1FB(N) . SHD09		SMK.-	-	S282	021SS-38	30			Cable S282, 284,286 Shd con together (C)	HSSVMCB3	27	312300 J04	044	
-															
-															
042	SPIRE SMEC PosPhDi#2(N) . I+		SMJ.-	-	S283	021SS-38	28				HSSVMCB3	27	312300 J04	042	
041	SPIRE SMEC PosPhDi#2(N) . I-		SMJ.-	-	S283	021SS-38	28				HSSVMCB3	27	312300 J04	041	
030	SPIRE SMEC PosPhDi#2(N) . SHD07		SMJ.-	-	S283	021SS-38	28			Cable S281, 283,285 Shd con together (B)	HSSVMCB3	27	312300 J04	030	
-															
-															
034	SPIRE SMEC PosPhDi#2FB(N) . S		SMK.-	-	S284	021SS-38	31				HSSVMCB3	27	312300 J04	034	
033	SPIRE SMEC PosPhDi#2FB(N) . R		SMK.-	-	S284	021SS-38	31				HSSVMCB3	27	312300 J04	033	
045	SPIRE SMEC PosPhDi#2FB(N) . SHD10		SMK.-	-	S284	021SS-38	31			Cable S282, 284,286 Shd con together (C)	HSSVMCB3	27	312300 J04	045	
-															
-															
020	SPIRE SMEC PosPhDi#3(N) . I+		SMJ.-	-	S285	021SS-38	29				HSSVMCB3	27	312300 J04	020	
021	SPIRE SMEC PosPhDi#3(N) . I-		SMJ.-	-	S285	021SS-38	29				HSSVMCB3	27	312300 J04	021	
031	SPIRE SMEC PosPhDi#3(N) . SHD08		SMJ.-	-	S285	021SS-38	29			Cable S281, 283,285 Shd con together (B)	HSSVMCB3	27	312300 J04	031	
-															
-															
058	SPIRE SMEC PosPhDi#3FB(N) . S		SMK.-	-	S286	021SS-38	32				HSSVMCB3	27	312300 J04	058	
057	SPIRE SMEC PosPhDi#3FB(N) . R		SMK.-	-	S286	021SS-38	32				HSSVMCB3	27	312300 J04	057	

Pin Allocation List
(Harness)

Connector: 211121 P30
Item: CVVUCR
EMC-Category: 2I/Sig H fr CVVFT to SVMCB

Function: UFThr. 283.0° (SPIRE XS-11 FPU 25,27,29)
Location: 33 / CVV I/F CB Top PFM (CVVUCR)

Conn.-Type: 197-012P24-35S (Plug)
Backshell: G9254 F24 M / M24-02

Pin	Signal Designation	Interface-Code Circuit	Signal	Pos.	Ch. ID	Wiring	Grouping: Shd	Cable	Twist	Comment	Target-Item	Location	Connector	Pin	New
046	SPIRE SMEC PosPhDi#3FB(N) . SHD11		SMK.-	-	S286	021SS-38	32			Cable S282, 284,286 Shd con together (C)	HSSVMCB3	27	312300 J04	046	
-															
006	SPIRE FPU SMEC Contr. Faraday . SFF		SFF.-	-	S301	010B0-30				Cable P29 Faraday Shd con to Busbar ECR0039tbc	HSSVMCB3	27	312300 J04	006	3. 3. 3.
-															
001	Faraday Pins									Connected to Busbar ECR0039tbc					
006	Faraday Pins									Connected to Busbar ECR0039tbc					
008	Faraday Pins									Connected to Busbar ECR0039tbc					
035	Faraday Pins									Connected to Busbar ECR0039tbc					
047	Faraday Pins									Connected to Busbar ECR0039tbc					
070	Faraday Pins									Connected to Busbar ECR0039tbc					
082	Faraday Pins									Connected to Busbar ECR0039tbc					
094	Faraday Pins									Connected to Busbar ECR0039tbc					
104	Faraday Pins									Connected to Busbar ECR0039tbc					
107	Faraday Pins									Connected to Busbar ECR0039tbc					
109	Faraday Pins									Connected to Busbar ECR0039tbc					
110	Faraday Pins									Connected to Busbar ECR0039tbc					
122	Faraday Pins									Connected to Busbar ECR0039tbc					
123	Faraday Pins									Connected to Busbar ECR0039tbc					
124	Faraday Pins									Connected to Busbar ECR0039tbc					
125	Faraday Pins									Connected to Busbar ECR0039tbc					
126	Faraday Pins									Connected to Busbar ECR0039tbc					

Pin Allocation List
(Harness)

Connector: 211121 P30
Item: CVVUCR
EMC-Category: 2I/Sig H fr CVVFT to SVMCB

Function: UFThr. 283.0° (SPIRE XS-11 FPU 25,27,29)
Location: 33 / CVV I/F CB Top PFM (CVVUCR)

Conn.-Type: 197-012P24-35S (Plug)
Backshell: G9254 F24 M / M24-02

Pin	Signal Designation	Interface-Code Circuit	Signal	Pos.	Ch. ID	Wiring	Grouping: Shd	Cable	Twist	Comment	Target-Item	Location	Connector	Pin	New
-															
-															
-															
-															
-															
-															
-	to inner overall shield														3.
-	Connector Housing									CH isolated from Faraday Shd					
-										No Bundle Overall Shd at junction side					

Astrium GmbH		Doc.No.: HP-2-ASED-IC-0016
Project: HERSCHEL	For wiring schematic see SIH-IS-10 CVVUCR P34	Issue: 1.0 Date: 21.04.2004
		Sheet: PAL-1 (of 5)

Pin Allocation List
(Harness)

Connector: 211121 P33 **Function:** UFThr. 311.9° (SPIRE XS-12 FPU 20,22,24) **Conn.-Type:** 197-012P24-35S (Plug)

Item: CVVUCR **Location:** 33 / CVV I/F CB Top PFM (CVVUCR) **Backshell:** G9254 F24 M / M24-02

EMC-Category: 2I/Sig H fr CVVFT to SVMCB

		Interface-Code					Grouping:							
Pin	Signal Designation	Circuit	Signal	Pos.	Ch. ID	Wiring	Shd	Cable	Twist	Comment	Target-Item	Location	Connector	Pin	New
029	SPIRE SorptPumpTemp(R) . I+		S3E.-	-	S287	041SS-38	1				HSSVMCB3	27	312300 J05	029	
041	SPIRE SorptPumpTemp(R) . V+		S3E.-	-	S287	041SS-38	1				HSSVMCB3	27	312300 J05	041	
042	SPIRE SorptPumpTemp(R) . V-		S3E.-	-	S287	041SS-38	1				HSSVMCB3	27	312300 J05	042	
030	SPIRE SorptPumpTemp(R) . I-		S3E.-	-	S287	041SS-38	1				HSSVMCB3	27	312300 J05	030	
031	SPIRE SorptPumpTemp(R) . SHD01		S3E.-	-	S287	041SS-38	1			Cable S287 to S291 Shd con together	HSSVMCB3	27	312300 J05	031	
-															
077	SPIRE EvaporatorTemp(R) . I+		S3E.-	-	S288	041SS-38	2				HSSVMCB3	27	312300 J05	077	
066	SPIRE EvaporatorTemp(R) . V+		S3E.-	-	S288	041SS-38	2				HSSVMCB3	27	312300 J05	066	
065	SPIRE EvaporatorTemp(R) . V-		S3E.-	-	S288	041SS-38	2				HSSVMCB3	27	312300 J05	065	
076	SPIRE EvaporatorTemp(R) . I-		S3E.-	-	S288	041SS-38	2				HSSVMCB3	27	312300 J05	076	
054	SPIRE EvaporatorTemp(R) . SHD02		S3E.-	-	S288	041SS-38	2			Cable S287 to S291 Shd con together	HSSVMCB3	27	312300 J05	054	
-															
053	SPIRE SorptPumpSwTemp(R) . I+		S3E.-	-	S289	041SS-38	3				HSSVMCB3	27	312300 J05	053	
064	SPIRE SorptPumpSwTemp(R) . V+		S3E.-	-	S289	041SS-38	3				HSSVMCB3	27	312300 J05	064	
063	SPIRE SorptPumpSwTemp(R) . V-		S3E.-	-	S289	041SS-38	3				HSSVMCB3	27	312300 J05	063	
052	SPIRE SorptPumpSwTemp(R) . I-		S3E.-	-	S289	041SS-38	3				HSSVMCB3	27	312300 J05	052	
075	SPIRE SorptPumpSwTemp(R) . SHD03		S3E.-	-	S289	041SS-38	3			Cable S287 to S291 Shd con together	HSSVMCB3	27	312300 J05	075	
-															
050	SPIRE EvaporSwTemp(R) . I+		S3E.-	-	S290	041SS-38	4				HSSVMCB3	27	312300 J05	050	
062	SPIRE EvaporSwTemp(R) . V+		S3E.-	-	S290	041SS-38	4				HSSVMCB3	27	312300 J05	062	
051	SPIRE EvaporSwTemp(R) . V-		S3E.-	-	S290	041SS-38	4				HSSVMCB3	27	312300 J05	051	
061	SPIRE EvaporSwTemp(R) . I-		S3E.-	-	S290	041SS-38	4				HSSVMCB3	27	312300 J05	061	
039	SPIRE EvaporSwTemp(R) . SHD04		S3E.-	-	S290	041SS-38	4			Cable S287 to S291 Shd con together	HSSVMCB3	27	312300 J05	039	
-															
011	SPIRE ThermShuntTemp(R) . I+A		S3E.-	-	S291	041SS-38	5				HSSVMCB3	27	312300 J05	011	
019	SPIRE ThermShuntTemp(R) . V+B		S3E.-	-	S291	041SS-38	5				HSSVMCB3	27	312300 J05	019	
018	SPIRE ThermShuntTemp(R) . V-A		S3E.-	-	S291	041SS-38	5				HSSVMCB3	27	312300 J05	018	
010	SPIRE ThermShuntTemp(R) . I-B		S3E.-	-	S291	041SS-38	5				HSSVMCB3	27	312300 J05	010	
020	SPIRE ThermShuntTemp(R) . SHD05		S3E.-	-	S291	041SS-38	5			Cable S287 to S291 Shd con together	HSSVMCB3	27	312300 J05	020	
-															
-															
006	SPIRE SorptPumpHtr(R) . I+A		S3F.-	-	S292	040B0-30					HSSVMCB3	27	312300 J05	006	
013	SPIRE SorptPumpHtr(R) . I+B		S3F.-	-	S292	040B0-30					HSSVMCB3	27	312300 J05	013	
005	SPIRE SorptPumpHtr(R) . I-A		S3F.-	-	S292	040B0-30					HSSVMCB3	27	312300 J05	005	
012	SPIRE SorptPumpHtr(R) . I-B		S3F.-	-	S292	040B0-30					HSSVMCB3	27	312300 J05	012	

Astrium GmbH	**Pin Allocation List** (Harness)	Doc.No.: HP-2-ASED-IC-0016
Project: HERSCHEL		Issue: 1.0 Date: 21.04.2004
		Sheet: PAL-2 (of 5)

Connector: 211121 P33 **Function:** UFThr. 311.9° (SPIRE XS-12 FPU 20,22,24) **Conn.-Type:** 197-012P24-35S (Plug)

Item: CVVUCR **Location:** 33 / CVV I/F CB Top PFM (CVVUCR) **Backshell:** G9254 F24 M / M24-02

EMC-Category: 2I/Sig H fr CVVFT to SVMCB

Pin	Signal Designation	Interface-Code Circuit	Signal	Pos.	Ch. ID	Wiring	Grouping: Shd	Cable	Twist	Comment	Target-Item	Location	Connector	Pin	New
-															
022	SPIRE SorptPumpSwHtr(R) . I+A		S3F.-	-	S293	040B0-30					HSSVMCB3	27	312300 J05	022	
033	SPIRE SorptPumpSwHtr(R) . I+B		S3F.-	-	S293	040B0-30					HSSVMCB3	27	312300 J05	033	
021	SPIRE SorptPumpSwHtr(R) . I-A		S3F.-	-	S293	040B0-30					HSSVMCB3	27	312300 J05	021	
032	SPIRE SorptPumpSwHtr(R) . I-B		S3F.-	-	S293	040B0-30					HSSVMCB3	27	312300 J05	032	
-															
055	SPIRE EvaporSwHtr(R) . I+A		S3F.-	-	S294	040B0-30					HSSVMCB3	27	312300 J05	055	
056	SPIRE EvaporSwHtr(R) . I+B		S3F.-	-	S294	040B0-30					HSSVMCB3	27	312300 J05	056	
043	SPIRE EvaporSwHtr(R) . I-A		S3F.-	-	S294	040B0-30					HSSVMCB3	27	312300 J05	043	
044	SPIRE EvaporSwHtr(R) . I-B		S3F.-	-	S294	040B0-30					HSSVMCB3	27	312300 J05	044	
-															
004	SPIRE FPU FC 2 Faraday . SFF		SFF.-	-	S304	010B0-30				Cable P20 Faraday Shd con to Busbar tbc	HSSVMCB3	27	312300 J05	004	3. 3. 3.
-															
-															
-															
111	SPIRE Spectr4%Temp (R) . I+		SCA.-	-	S295	041SS-38	9				HSSVMCB3	27	312300 J05	111	
120	SPIRE Spectr4%Temp (R) . V+		SCA.-	-	S295	041SS-38	9				HSSVMCB3	27	312300 J05	120	
128	SPIRE Spectr4%Temp (R) . V-		SCA.-	-	S295	041SS-38	9				HSSVMCB3	27	312300 J05	128	
112	SPIRE Spectr4%Temp (R) . I-		SCA.-	-	S295	041SS-38	9				HSSVMCB3	27	312300 J05	112	
121	SPIRE Spectr4%Temp (R) . SHD01		SCA.-	-	S295	041SS-38	9			Cable S295 to S297 Shd con together	HSSVMCB3	27	312300 J05	121	
-															
091	SPIRE Spectr2%Temp (R) . I+		SCA.-	-	S296	041SS-38	10				HSSVMCB3	27	312300 J05	091	
092	SPIRE Spectr2%Temp (R) . V+		SCA.-	-	S296	041SS-38	10				HSSVMCB3	27	312300 J05	092	
081	SPIRE Spectr2%Temp (R) . V-		SCA.-	-	S296	041SS-38	10				HSSVMCB3	27	312300 J05	081	
080	SPIRE Spectr2%Temp (R) . I-		SCA.-	-	S296	041SS-38	10				HSSVMCB3	27	312300 J05	080	
093	SPIRE Spectr2%Temp (R) . SHD02		SCA.-	-	S296	041SS-38	10			Cable S295 to S297 Shd con together	HSSVMCB3	27	312300 J05	093	
-															
114	SPIRE SpStimFlanTemp(R) . I+		SCA.-	-	S297	041SS-38	11				HSSVMCB3	27	312300 J05	114	
113	SPIRE SpStimFlanTemp(R) . V+		SCA.-	-	S297	041SS-38	11				HSSVMCB3	27	312300 J05	113	
103	SPIRE SpStimFlanTemp(R) . V-		SCA.-	-	S297	041SS-38	11				HSSVMCB3	27	312300 J05	103	
104	SPIRE SpStimFlanTemp(R) . I-		SCA.-	-	S297	041SS-38	11				HSSVMCB3	27	312300 J05	104	
102	SPIRE SpStimFlanTemp(R) . SHD03		SCA.-	-	S297	041SS-38	11			Cable S295 to S297 Shd con together	HSSVMCB3	27	312300 J05	102	
-															
-															
035	SPIRE Spectr4%Heater (R) . I+A		SCB.-	-	S298	040B0-30					HSSVMCB3	27	312300 J05	035	
024	SPIRE Spectr4%Heater (R) . I+B		SCB.-	-	S298	040B0-30					HSSVMCB3	27	312300 J05	024	

Astrium GmbH	**Pin Allocation List**	Doc.No.: HP-2-ASED-IC-0016
Project: HERSCHEL	**(Harness)**	Issue: 1.0 Date: 21.04.2004
		Sheet: PAL-3 (of 5)

Connector: 211121 P33 **Function:** UFThr. 311.9° (SPIRE XS-12 FPU 20,22,24) **Conn.-Type:** 197-012P24-35S (Plug)

Item: CVVUCR **Location:** 33 / CVV I/F CB Top PFM (CVVUCR) **Backshell:** G9254 F24 M / M24-02

EMC-Category: 2I/Sig H fr CVVFT to SVMCB

Pin	Signal Designation	Interface-Code Circuit	Signal	Pos.	Ch. ID	Wiring	Grouping: Shd	Cable	Twist	Comment	Target-Item	Location	Connector	Pin	New
034	SPIRE Spectr4%Heater (R) . I-A		SCB.-	-	S298	040B0-30					HSSVMCB3	27	312300 J05	034	
023	SPIRE Spectr4%Heater (R) . I-B		SCB.-	-	S298	040B0-30					HSSVMCB3	27	312300 J05	023	
-															
046	SPIRE Spectr2%Heater (R) . I+A		SCB.-	-	S299	040B0-30					HSSVMCB3	27	312300 J05	046	
058	SPIRE Spectr2%Heater (R) . I+B		SCB.-	-	S299	040B0-30					HSSVMCB3	27	312300 J05	058	
045	SPIRE Spectr2%Heater (R) . I-A		SCB.-	-	S299	040B0-30					HSSVMCB3	27	312300 J05	045	
057	SPIRE Spectr2%Heater (R) . I-B		SCB.-	-	S299	040B0-30					HSSVMCB3	27	312300 J05	057	
-															
047	SPIRE FPU FSS2 Faraday . SFF		SFF.-	-	S303	010B0-30				Cable P22 Faraday Shd con to Busbar tbc	HSSVMCB3	27	312300 J05	047	3. 3. 3.
-															
-															
-															
089	SPIRE FilterTemp(R) . I+		STA.-	-	S306	041SS-38	20				HSSVMCB3	27	312300 J05	089	
100	SPIRE FilterTemp(R) . V+		STA.-	-	S306	041SS-38	20				HSSVMCB3	27	312300 J05	100	
099	SPIRE FilterTemp(R) . V-		STA.-	-	S306	041SS-38	20				HSSVMCB3	27	312300 J05	099	
088	SPIRE FilterTemp(R) . I-		STA.-	-	S306	041SS-38	20				HSSVMCB3	27	312300 J05	088	
101	SPIRE FilterTemp(R) . SHD06		STA.-	-	S306	041SS-38	20			Cable S306 to S311Shd con together	HSSVMCB3	27	312300 J05	101	
-															
118	SPIRE SpectDetBoxTemp(R) . I+		STA.-	-	S307	041SS-38	15				HSSVMCB3	27	312300 J05	118	
125	SPIRE SpectDetBoxTemp(R) . V+		STA.-	-	S307	041SS-38	15				HSSVMCB3	27	312300 J05	125	
126	SPIRE SpectDetBoxTemp(R) . V-		STA.-	-	S307	041SS-38	15				HSSVMCB3	27	312300 J05	126	
119	SPIRE SpectDetBoxTemp(R) . I-		STA.-	-	S307	041SS-38	15				HSSVMCB3	27	312300 J05	119	
110	SPIRE SpectDetBoxTemp(R) . SHD01		STA.-	-	S307	041SS-38	15			Cable S306 to S311Shd con together	HSSVMCB3	27	312300 J05	110	
-															
123	SPIRE PhotomDetBoxTmp(R) . I+		STA.-	-	S308	041SS-38	16				HSSVMCB3	27	312300 J05	123	
116	SPIRE PhotomDetBoxTmp(R) . V+		STA.-	-	S308	041SS-38	16				HSSVMCB3	27	312300 J05	116	
117	SPIRE PhotomDetBoxTmp(R) . V-		STA.-	-	S308	041SS-38	16				HSSVMCB3	27	312300 J05	117	
124	SPIRE PhotomDetBoxTmp(R) . I-		STA.-	-	S308	041SS-38	16				HSSVMCB3	27	312300 J05	124	
108	SPIRE PhotomDetBoxTmp(R) . SHD02		STA.-	-	S308	041SS-38	16			Cable S306 to S311Shd con together	HSSVMCB3	27	312300 J05	108	
-															
106	SPIRE OptSubbenchTmp(R) . I+		STA.-	-	S309	041SS-38	17				HSSVMCB3	27	312300 J05	106	
107	SPIRE OptSubbenchTmp(R) . V+		STA.-	-	S309	041SS-38	17				HSSVMCB3	27	312300 J05	107	
122	SPIRE OptSubbenchTmp(R) . V-		STA.-	-	S309	041SS-38	17				HSSVMCB3	27	312300 J05	122	
115	SPIRE OptSubbenchTmp(R) . I-		STA.-	-	S309	041SS-38	17				HSSVMCB3	27	312300 J05	115	
105	SPIRE OptSubbenchTmp(R) . SHD03		STA.-	-	S309	041SS-38	17			Cable S306 to S311Shd con together	HSSVMCB3	27	312300 J05	105	

Pin Allocation List
(Harness)

Connector: 211121 P33
Item: CVVUCR
EMC-Category: 2I/Sig H fr CVVFT to SVMCB

Function: UFThr. 311.9° (SPIRE XS-12 FPU 20,22,24)
Location: 33 / CVV I/F CB Top PFM (CVVUCR)

Conn.-Type: 197-012P24-35S (Plug)
Backshell: G9254 F24 M / M24-02

Pin	Signal Designation	Interface-Code Circuit	Signal	Pos.	Ch. ID	Wiring	Grouping: Shd	Cable	Twist	Comment	Target-Item	Location	Connector	Pin	New
-															
097	SPIRE FPUInpBaffleTmp(R) . I+		STA.-	-	S310	041SS-38	18				HSSVMCB3	27	312300 J05	097	
086	SPIRE FPUInpBaffleTmp(R) . V+		STA.-	-	S310	041SS-38	18				HSSVMCB3	27	312300 J05	086	
087	SPIRE FPUInpBaffleTmp(R) . V-		STA.-	-	S310	041SS-38	18				HSSVMCB3	27	312300 J05	087	
098	SPIRE FPUInpBaffleTmp(R) . I-		STA.-	-	S310	041SS-38	18				HSSVMCB3	27	312300 J05	098	
109	SPIRE FPUInpBaffleTmp(R) . SHD04		STA.-	-	S310	041SS-38	18			Cable S306 to S311Shd con together	HSSVMCB3	27	312300 J05	109	
-															
073	SPIRE BSM/SOB I/FTmp(R) . I+		STA.-	-	S311	041SS-38	19				HSSVMCB3	27	312300 J05	073	
074	SPIRE BSM/SOB I/FTmp(R) . V+		STA.-	-	S311	041SS-38	19				HSSVMCB3	27	312300 J05	074	
085	SPIRE BSM/SOB I/FTmp(R) . V-		STA.-	-	S311	041SS-38	19				HSSVMCB3	27	312300 J05	085	
084	SPIRE BSM/SOB I/FTmp(R) . I-		STA.-	-	S311	041SS-38	19				HSSVMCB3	27	312300 J05	084	
096	SPIRE BSM/SOB I/FTmp(R) . SHD05		STA.-	-	S311	041SS-38	19			Cable S306 to S311Shd con together	HSSVMCB3	27	312300 J05	096	
-															
-															
079	SPIRE PTC Htr(R) . I+A		STB.-	-	S312	041BS-30	21				HSSVMCB3	27	312300 J05	079	
078	SPIRE PTC Htr(R) . I+B		STB.-	-	S312	041BS-30	21				HSSVMCB3	27	312300 J05	078	
068	SPIRE PTC Htr(R) . I-A		STB.-	-	S312	041BS-30	21				HSSVMCB3	27	312300 J05	068	
067	SPIRE PTC Htr(R) . I-B		STB.-	-	S312	041BS-30	21				HSSVMCB3	27	312300 J05	067	
090	SPIRE PTC Htr(R) . SHD07		STB.-	-	S312	041BS-30	21			Cable S312 Shd	HSSVMCB3	27	312300 J05	090	
-															
094	SPIRE FPU FT Faraday . SFF		SFF.-	-	S302	010B0-30				Cable P24 Faraday Shd con to Busbar tbc	HSSVMCB3	27	312300 J05	094	3. 3. 3.
-															
-															
001	Faraday Pins									Connected to Busbar ECR0039tbc					
002	Faraday Pins									Connected to Busbar ECR0039tbc					
003	Faraday Pins									Connected to Busbar ECR0039tbc					
004	Faraday Pins									Connected to Busbar ECR0039tbc					
007	Faraday Pins									Connected to Busbar ECR0039tbc					
008	Faraday Pins									Connected to Busbar ECR0039tbc					
014	Faraday Pins									Connected to Busbar ECR0039tbc					

Pin Allocation List
(Harness)

Connector: 211121 P33 **Function:** UFThr. 311.9° (SPIRE XS-12 FPU 20,22,24) **Conn.-Type:** 197-012P24-35S (Plug)
Item: CVVUCR **Location:** 33 / CVV I/F CB Top PFM (CVVUCR) **Backshell:** G9254 F24 M / M24-02
EMC-Category: 2I/Sig H fr CVVFT to SVMCB

Pin	Signal Designation	Interface-Code Circuit	Signal	Pos.	Ch. ID	Wiring	Grouping: Shd	Cable	Twist	Comment	Target-Item	Location	Connector	Pin	New
015	Faraday Pins									Connected to Busbar ECR0039tbc					
025	Faraday Pins									Connected to Busbar ECR0039tbc					
036	Faraday Pins									Connected to Busbar ECR0039tbc					
047	Faraday Pins									Connected to Busbar ECR0039tbc					
059	Faraday Pins									Connected to Busbar ECR0039tbc					
070	Faraday Pins									Connected to Busbar ECR0039tbc					
082	Faraday Pins									Connected to Busbar ECR0039tbc					
094	Faraday Pins									Connected to Busbar ECR0039tbc					
127	Faraday Pins									Connected to Busbar ECR0039tbc					
-															
-															
CH	Connector Housing									CH isolated from Faraday Shd					
-										No Overall Shd at junction side					

Astrium GmbH		Doc.No.: HP-2-ASED-IC-0016
Project: HERSCHEL	For wiring schematic see SIH-IS-11 CVVUCR P30	Issue: 1.0 Date: 21.04.2004
	Pin Allocation List (Harness)	Sheet: PAL-1 (of 6)

Connector: 211121 P29 **Function:** UFThr 276.8° (SPIRE XS-13 FPU 26,28,30) **Conn.-Type:** 197-012P24-35S (Plug)

Item: CVVUCR **Location:** 33 / CVV I/F CB Top PFM (CVVUCR) **Backshell:** G9254 F24 M / M24-03

EMC-Category: 2I/Sig H fr CVVFT to SVMCB

		Interface-Code					Grouping:								
Pin	**Signal Designation**	**Circuit**	**Signal**	**Pos.**	**Ch. ID**	**Wiring**	**Shd**	**Cable**	**Twist**	**Comment**	**Target-Item**	**Location**	**Connector**	**Pin**	**New**
051	SPIRE ChopSensor1&2(R) . 1		SBA.-	-	S313	021SS-38	1				HSSVMCB3	27	312300 J03	051	
040	SPIRE ChopSensor1&2(R) . 2		SBA.-	-	S313	021SS-38	1				HSSVMCB3	27	312300 J03	040	
039	SPIRE ChopSensor1&2(R) . SHD01		SBA.-	-	S313	021SS-38	1			Cable S313 to 316 Shd con together	HSSVMCB3	27	312300 J03	039	
-															
028	SPIRE ChopSensor3-5(R) . 3		SBB.-	-	S314	031BS-38	2				HSSVMCB3	27	312300 J03	028	
017	SPIRE ChopSensor3-5(R) . 4		SBB.-	-	S314	031BS-38	2				HSSVMCB3	27	312300 J03	017	
016	SPIRE ChopSensor3-5(R) . 5		SBB.-	-	S314	031BS-38	2				HSSVMCB3	27	312300 J03	016	
027	SPIRE ChopSensor3-5(R) . SHD03		SBB.-	-	S314	031BS-38	2			Cable S313 to 316 Shd con together	HSSVMCB3	27	312300 J03	027	
-															
049	SPIRE JiggleSensor1&2(R) . 1		SBA.-	-	S315	021SS-38	3				HSSVMCB3	27	312300 J03	049	
050	SPIRE JiggleSensor1&2(R) . 2		SBA.-	-	S315	021SS-38	3				HSSVMCB3	27	312300 J03	050	
038	SPIRE JiggleSensor1&2(R) . SHD02		SBA.-	-	S315	021SS-38	3			Cable S313 to 316 Shd con together	HSSVMCB3	27	312300 J03	038	
-															
015	SPIRE JiggleSensor3-5(R) . 3		SBB.-	-	S316	031BS-38	4				HSSVMCB3	27	312300 J03	015	
025	SPIRE JiggleSensor3-5(R) . 4		SBB.-	-	S316	031BS-38	4				HSSVMCB3	27	312300 J03	025	
037	SPIRE JiggleSensor3-5(R) . 5		SBB.-	-	S316	031BS-38	4				HSSVMCB3	27	312300 J03	037	
026	SPIRE JiggleSensor3-5(R) . SHD04		SBB.-	-	S316	031BS-38	4			Cable S313 to 316 Shd con together	HSSVMCB3	27	312300 J03	026	
-															
-															
086	SPIRE BSMTemp(R) . I+		SBC.-	-	S317	041SS-38	5				HSSVMCB3	27	312300 J03	086	
097	SPIRE BSMTemp(R) . V+		SBC.-	-	S317	041SS-38	5				HSSVMCB3	27	312300 J03	097	
098	SPIRE BSMTemp(R) . V-		SBC.-	-	S317	041SS-38	5				HSSVMCB3	27	312300 J03	098	
087	SPIRE BSMTemp(R) . I-		SBC.-	-	S317	041SS-38	5				HSSVMCB3	27	312300 J03	087	
075	SPIRE BSMTemp(R) . SHD05		SBC.-	-	S317	041SS-38	5			Cable S317 Shd	HSSVMCB3	27	312300 J03	075	
-															
048	SPIRE P-Cal Htr (R) . I+A		SBD.-	-	S318	041BS-30	6				HSSVMCB3	27	312300 J03	048	
071	SPIRE P-Cal Htr (R) . I+B		SBD.-	-	S318	041BS-30	6				HSSVMCB3	27	312300 J03	071	
060	SPIRE P-Cal Htr (R) . I-A		SBD.-	-	S318	041BS-30	6				HSSVMCB3	27	312300 J03	060	
059	SPIRE P-Cal Htr (R) . I-B		SBD.-	-	S318	041BS-30	6				HSSVMCB3	27	312300 J03	059	
036	SPIRE P-Cal Htr (R) . SHD06		SBD.-	-	S318	041BS-30	6			Cable S318 Shd	HSSVMCB3	27	312300 J03	036	
-															
108	SPIRE BSMLchLtchConf(R) . 1		SBE.-	-	S319	021SS-38	7				HSSVMCB3	27	312300 J03	108	
116	SPIRE BSMLchLtchConf(R) . 2		SBE.-	-	S319	021SS-38	7				HSSVMCB3	27	312300 J03	116	
107	SPIRE BSMLchLtchConf(R) . SHD07		SBE.-	-	S319	021SS-38	7			Cable S319 Shd	HSSVMCB3	27	312300 J03	107	
-															
105	SPIRE BSMLatchDrive(R) . SUP		SBF.-	-	S320	021BS-30	8				HSSVMCB3	27	312300 J03	105	

Astrium GmbH	**Pin Allocation List** (Harness)	Doc.No.: HP-2-ASED-IC-0016
Project: HERSCHEL		Issue: 1.0 Date: 21.04.2004
		Sheet: PAL-2 (of 6)

Connector: 211121 P29 **Function:** UFThr 276.8° (SPIRE XS-13 FPU 26,28,30) **Conn.-Type:** 197-012P24-35S (Plug)

Item: CVVUCR **Location:** 33 / CVV I/F CB Top PFM (CVVUCR) **Backshell:** G9254 F24 M / M24-03

EMC-Category: 2I/Sig H fr CVVFT to SVMCB

Pin	Signal Designation	Interface-Code Circuit	Signal	Pos.	Ch. ID	Wiring	Grouping: Shd	Cable	Twist	Comment	Target-Item	Location	Connector	Pin	New
115	SPIRE BSMLatchDrive(R) . RTN		SBF.-	-	S320	021BS-30	8				HSSVMCB3	27	312300 J03	115	
106	SPIRE BSMLatchDrive(R) . SHD08		SBF.-	-	S320	021BS-30	8			Cable S320 Shd	HSSVMCB3	27	312300 J03	106	
-															
072	SPIRE ChopMotDrive(R) . 1		SBG.-	-	S321	041BS-30	9				HSSVMCB3	27	312300 J03	072	
061	SPIRE ChopMotDrive(R) . 2		SBG.-	-	S321	041BS-30	9				HSSVMCB3	27	312300 J03	061	
062	SPIRE ChopMotDrive(R) . 3		SBG.-	-	S321	041BS-30	9				HSSVMCB3	27	312300 J03	062	
074	SPIRE ChopMotDrive(R) . 4		SBG.-	-	S321	041BS-30	9				HSSVMCB3	27	312300 J03	074	
073	SPIRE ChopMotDrive(R) . SHD09		SBG.-	-	S321	041BS-30	9			Cable S321, 322 Shd con together	HSSVMCB3	27	312300 J03	073	
-															
083	SPIRE JiggleMotDrive(R) . 1		SBG.-	-	S322	041BS-30	10				HSSVMCB3	27	312300 J03	083	
095	SPIRE JiggleMotDrive(R) . 2		SBG.-	-	S322	041BS-30	10				HSSVMCB3	27	312300 J03	095	
096	SPIRE JiggleMotDrive(R) . 3		SBG.-	-	S322	041BS-30	10				HSSVMCB3	27	312300 J03	096	
085	SPIRE JiggleMotDrive(R) . 4		SBG.-	-	S322	041BS-30	10				HSSVMCB3	27	312300 J03	085	
084	SPIRE JiggleMotDrive(R) . SHD10		SBG.-	-	S322	041BS-30	10			Cable S321, 322 Shd con together	HSSVMCB3	27	312300 J03	084	
-															
082	SPIRE FPU BSM PS Faraday . SFF		SFF.-	-	S305	010B0-30				Cable P26 Faraday Shd con to Busbar ECR0039tbc	HSSVMCB3	27	312300 J03	082	3. 3. 3.
-															
-															
117	SPIRE SMECLLtch#1Conf(R) . 1+		SME.-	-	S323	021BS-30	11				HSSVMCB3	27	312300 J03	117	
118	SPIRE SMECLLtch#1Conf(R) . 1-		SME.-	-	S323	021BS-30	11				HSSVMCB3	27	312300 J03	118	
109	SPIRE SMECLLtch#1Conf(R) . SHD06		SME.-	-	S323	021BS-30	11			Cable S323, 324 Shd con together (A)	HSSVMCB3	27	312300 J03	109	
-															
111	SPIRE SMECLLtch#2Conf(R) . 2+		SME.-	-	S324	021BS-30	12				HSSVMCB3	27	312300 J03	111	
119	SPIRE SMECLLtch#2Conf(R) . 2-		SME.-	-	S324	021BS-30	12				HSSVMCB3	27	312300 J03	119	
110	SPIRE SMECLLtch#2Conf(R) . SHD07		SME.-	-	S324	021BS-30	12			Cable S323, 324 Shd con together (A)	HSSVMCB3	27	312300 J03	110	
-															
067	SPIRE SMECLL#1Pwr1/A(R) . S1		SMF.-	-	S325	021BS-30	13				HSSVMCB3	27	312300 J03	067	
066	SPIRE SMECLL#1Pwr1/A(R) . R1		SMF.-	-	S325	021BS-30	13				HSSVMCB3	27	312300 J03	066	
078	SPIRE SMECLL#1Pwr1/A(R) . SHD08		SMF.-	-	S325	021BS-30	13			Cable S325 to 328 Shd con together (B)	HSSVMCB3	27	312300 J03	078	
-															
069	SPIRE SMECLL#1Pwr2/B(R) . S2		SMF.-	-	S326	021BS-30	14				HSSVMCB3	27	312300 J03	069	
068	SPIRE SMECLL#1Pwr2/B(R) . R2		SMF.-	-	S326	021BS-30	14				HSSVMCB3	27	312300 J03	068	
080	SPIRE SMECLL#1Pwr2/B(R) . SHD09		SMF.-	-	S326	021BS-30	14			Cable S325 to 328 Shd con together (B)	HSSVMCB3	27	312300 J03	080	

Astrium GmbH	Pin Allocation List (Harness)	Doc.No.: HP-2-ASED-IC-0016
Project: HERSCHEL		Issue: 1.0 Date: 21.04.2004
		Sheet: PAL-3 (of 6)

Connector: 211121 P29 **Function:** UFThr 276.8° (SPIRE XS-13 FPU 26,28,30) **Conn.-Type:** 197-012P24-35S (Plug)

Item: CVVUCR **Location:** 33 / CVV I/F CB Top PFM (CVVUCR) **Backshell:** G9254 F24 M / M24-03

EMC-Category: 2I/Sig H fr CVVFT to SVMCB

Pin	Signal Designation	Interface-Code Circuit	Signal	Pos.	Ch. ID	Wiring	Grouping: Shd	Cable	Twist	Comment	Target-Item	Location	Connector	Pin	New
-															
090	SPIRE SMECLL#2Pwr1/A(R) . S1		SMF.-	-	S327	021BS-30	15				HSSVMCB3	27	312300 J03	090	
091	SPIRE SMECLL#2Pwr1/A(R) . R1		SMF.-	-	S327	021BS-30	15				HSSVMCB3	27	312300 J03	091	
079	SPIRE SMECLL#2Pwr1/A(R) . SHD10		SMF.-	-	S327	021BS-30	15			Cable S325 to 328 Shd con together (B)	HSSVMCB3	27	312300 J03	079	
-															
092	SPIRE SMECLL#2Pwr2/B(R) . S2		SMF.-	-	S328	021BS-30	16				HSSVMCB3	27	312300 J03	092	
093	SPIRE SMECLL#2Pwr2/B(R) . R2		SMF.-	-	S328	021BS-30	16				HSSVMCB3	27	312300 J03	093	
081	SPIRE SMECLL#2Pwr2/B(R) . SHD11		SMF.-	-	S328	021BS-30	16			Cable S325 to 328 Shd con together (B)	HSSVMCB3	27	312300 J03	081	
-															
-															
088	SPIRE SMECTemp(R) . I+		SMC.-	-	S329	041SS-38	17				HSSVMCB3	27	312300 J03	088	
099	SPIRE SMECTemp(R) . V+		SMC.-	-	S329	041SS-38	17				HSSVMCB3	27	312300 J03	099	
100	SPIRE SMECTemp(R) . V-		SMC.-	-	S329	041SS-38	17				HSSVMCB3	27	312300 J03	100	
089	SPIRE SMECTemp(R) . I-		SMC.-	-	S329	041SS-38	17				HSSVMCB3	27	312300 J03	089	
077	SPIRE SMECTemp(R) . SHD04		SMC.-	-	S329	041SS-38	17			Cable S329, 330 Shd con together (C)	HSSVMCB3	27	312300 J03	077	
-															
054	SPIRE SMEC/SOB I/FTmp(R) (#13) . I+		SMC.-	-	S330	041SS-38	18				HSSVMCB3	27	312300 J03	054	
065	SPIRE SMEC/SOB I/FTmp(R) (#13) . V+		SMC.-	-	S330	041SS-38	18				HSSVMCB3	27	312300 J03	065	
064	SPIRE SMEC/SOB I/FTmp(R) (#13) . V-		SMC.-	-	S330	041SS-38	18				HSSVMCB3	27	312300 J03	064	
053	SPIRE SMEC/SOB I/FTmp(R) (#13) . I-		SMC.-	-	S330	041SS-38	18				HSSVMCB3	27	312300 J03	053	
076	SPIRE SMEC/SOB I/FTmp(R) (#13) . SHD05		SMC.-	-	S330	041SS-38	18			Cable S329, 330 Shd con together (C)	HSSVMCB3	27	312300 J03	076	
-															
-															
101	SPIRE SMECLVDTPriClPw(R) . P		SMA.-	-	S331	021BS-30	19				HSSVMCB3	27	312300 J03	101	
102	SPIRE SMECLVDTPriClPw(R) . N		SMA.-	-	S331	021BS-30	19				HSSVMCB3	27	312300 J03	102	
112	SPIRE SMECLVDTPriClPw(R) . SHD01		SMA.-	-	S331	021BS-30	19			Cable S331 to 333 Shd con together (D)	HSSVMCB3	27	312300 J03	112	
-															
127	SPIRE SMECLVDTSCl#1Sg(R) . P		SMB.-	-	S332	021BS-30	20				HSSVMCB3	27	312300 J03	127	
120	SPIRE SMECLVDTSCl#1Sg(R) . N		SMB.-	-	S332	021BS-30	20				HSSVMCB3	27	312300 J03	120	
128	SPIRE SMECLVDTSCl#1Sg(R) . SHD02		SMB.-	-	S332	021BS-30	20			Cable S331 to 333 Shd con together (D)	HSSVMCB3	27	312300 J03	128	
-															
114	SPIRE SMECLVDTSCl#2Sg(R) . P		SMB.-	-	S333	021BS-30	21				HSSVMCB3	27	312300 J03	114	
113	SPIRE SMECLVDTSCl#2Sg(R) . N		SMB.-	-	S333	021BS-30	21				HSSVMCB3	27	312300 J03	113	

Astrium GmbH	**Pin Allocation List**	Doc.No.: HP-2-ASED-IC-0016
Project: HERSCHEL	**(Harness)**	Issue: 1.0 Date: 21.04.2004
		Sheet: PAL-4 (of 6)

Connector: 211121 P29 **Function:** UFThr 276.8° (SPIRE XS-13 FPU 26,28,30) **Conn.-Type:** 197-012P24-35S (Plug)

Item: CVVUCR **Location:** 33 / CVV I/F CB Top PFM (CVVUCR) **Backshell:** G9254 F24 M / M24-03

EMC-Category: 2I/Sig H fr CVVFT to SVMCB

Pin	Signal Designation	Interface-Code Circuit	Signal	Pos.	Ch. ID	Wiring	Grouping: Shd	Cable	Twist	Comment	Target-Item	Location	Connector	Pin	New
121	SPIRE SMECLVDTSCI#2Sg(R) . SHD03		SMB.-	-	S333	021BS-30	21			Cable S331 to 333 Shd con together (D)	HSSVMCB3	27	312300 J03	121	
-															
104	SPIRE FPU SMEC LR Faraday . SFF		SFF.-	-	S351	010B0-30				Cable P28 Faraday Shd con to Busbar ECR0039tbc	HSSVMCB3	27	312300 J03	104	3. 3. 3.
-															
-															
012	SPIRE SMEC Drv Coil (R) . I+		SMD.-	-	S334	021BS-30	22				HSSVMCB3	27	312300 J03	012	
005	SPIRE SMEC Drv Coil (R) . I-		SMD.-	-	S334	021BS-30	22				HSSVMCB3	27	312300 J03	005	
013	SPIRE SMEC Drv Coil (R) . SHD01		SMD.-	-	S334	021BS-30	22			Cable S334,335 con together (A)	HSSVMCB3	27	312300 J03	013	
-															
022	SPIRE SMEC Drv Coil (Rob) (R) . I+		SMD.-	-	S335	021BS-30	23				HSSVMCB3	27	312300 J03	022	
007	SPIRE SMEC Drv Coil (Rob) (R) . I-		SMD.-	-	S335	021BS-30	23				HSSVMCB3	27	312300 J03	007	
013	SPIRE SMEC Drv Coil (Rob) (R) . SHD02		SMD.-	-	S335	021BS-30	23			Cable S334,335 con together (A)	HSSVMCB3	27	312300 J03	013	
-															
014	SPIRE SMEC Drv Sense (R) . Sen+		SMG.-	-	S336	021BS-38	24				HSSVMCB3	27	312300 J03	014	
024	SPIRE SMEC Drv Sense (R) . Sen-		SMG.-	-	S336	021BS-38	24				HSSVMCB3	27	312300 J03	024	
023	SPIRE SMEC Drv Sense (R) . SHD03		SMG.-	-	S336	021BS-38	24			Cable S336 Shd	HSSVMCB3	27	312300 J03	023	
-															
-															
009	SPIRE SMEC PosSeLEDPwr(R) . S		SMH.-	-	S337	021BS-38	25				HSSVMCB3	27	312300 J03	009	
002	SPIRE SMEC PosSeLEDPwr(R) . R		SMH.-	-	S337	021BS-38	25				HSSVMCB3	27	312300 J03	002	
003	SPIRE SMEC PosSeLEDPwr(R) . SHD04		SMH.-	-	S337	021BS-38	25			Cable S337 Shd	HSSVMCB3	27	312300 J03	003	
-															
011	SPIRE SMEC PosSensPwr(R) . S		SMH.-	-	S338	021BS-38	26				HSSVMCB3	27	312300 J03	011	
004	SPIRE SMEC PosSensPwr(R) . R		SMH.-	-	S338	021BS-38	26				HSSVMCB3	27	312300 J03	004	
010	SPIRE SMEC PosSensPwr(R) . SHD05		SMH.-	-	S338	021BS-38	26			Cable S338 Shd	HSSVMCB3	27	312300 J03	010	
-															
018	SPIRE SMEC PosPhDi#1(R) . I+		SMJ.-	-	S339	021SS-38	27				HSSVMCB3	27	312300 J03	018	
019	SPIRE SMEC PosPhDi#1(R) . I-		SMJ.-	-	S339	021SS-38	27				HSSVMCB3	27	312300 J03	019	
029	SPIRE SMEC PosPhDi#1(R) . SHD06		SMJ.-	-	S339	021SS-38	27			Cable S339, 341, 343 Shd con together (B)	HSSVMCB3	27	312300 J03	029	
-															
056	SPIRE SMEC PosPhDi#1FB(R) . S		SMK.-	-	S340	021SS-38	30				HSSVMCB3	27	312300 J03	056	
055	SPIRE SMEC PosPhDi#1FB(R) . R		SMK.-	-	S340	021SS-38	30				HSSVMCB3	27	312300 J03	055	
044	SPIRE SMEC PosPhDi#1FB(R) . SHD09		SMK.-	-	S340	021SS-38	30			Cable S340, 342, 344 Shd con together (C)	HSSVMCB3	27	312300 J03	044	
-															
042	SPIRE SMEC PosPhDi#2(R) . I+		SMJ.-	-	S341	021SS-38	28				HSSVMCB3	27	312300 J03	042	
041	SPIRE SMEC PosPhDi#2(R) . I-		SMJ.-	-	S341	021SS-38	28				HSSVMCB3	27	312300 J03	041	

Pin Allocation List
(Harness)

Connector: 211121 P29 **Function:** UFThr 276.8° (SPIRE XS-13 FPU 26,28,30) **Conn.-Type:** 197-012P24-35S (Plug)
Item: CVVUCR **Location:** 33 / CVV I/F CB Top PFM (CVVUCR) **Backshell:** G9254 F24 M / M24-03
EMC-Category: 2I/Sig H fr CVVFT to SVMCB

Pin	Signal Designation	Interface-Code Circuit	Signal	Pos.	Ch. ID	Wiring	Grouping: Shd	Cable	Twist	Comment	Target-Item	Location	Connector	Pin	New
030	SPIRE SMEC PosPhDi#2(R) . SHD07		SMJ.-	-	S341	021SS-38	28			Cable S339, 341, 343 Shd con together (B)	HSSVMCB3	27	312300 J03	030	
-															
034	SPIRE SMEC PosPhDi#2FB(R) . S		SMK.-	-	S342	021SS-38	31				HSSVMCB3	27	312300 J03	034	
033	SPIRE SMEC PosPhDi#2FB(R) . R		SMK.-	-	S342	021SS-38	31				HSSVMCB3	27	312300 J03	033	
045	SPIRE SMEC PosPhDi#2FB(R) . SHD10		SMK.-	-	S342	021SS-38	31			Cable S340, 342, 344 Shd con together (C)	HSSVMCB3	27	312300 J03	045	
-															
020	SPIRE SMEC PosPhDi#3(R) . I+		SMJ.-	-	S343	021SS-38	29				HSSVMCB3	27	312300 J03	020	
021	SPIRE SMEC PosPhDi#3(R) . I-		SMJ.-	-	S343	021SS-38	29				HSSVMCB3	27	312300 J03	021	
031	SPIRE SMEC PosPhDi#3(R) . SHD08		SMJ.-	-	S343	021SS-38	29			Cable S339, 341, 343 Shd con together (B)	HSSVMCB3	27	312300 J03	031	
-															
058	SPIRE SMEC PosPhDi#3FB(R) . S		SMK.-	-	S344	021SS-38	32				HSSVMCB3	27	312300 J03	058	
057	SPIRE SMEC PosPhDi#3FB(R) . R		SMK.-	-	S344	021SS-38	32				HSSVMCB3	27	312300 J03	057	
046	SPIRE SMEC PosPhDi#3FB(R) . SHD11		SMK.-	-	S344	021SS-38	32			Cable S340, 342, 344 Shd con together (C)	HSSVMCB3	27	312300 J03	046	
-															
006	SPIRE FPU SMEC CR Faraday . SFF		SFF.-	-	S352	010B0-30				Cable P30 Faraday Shd con to Busbar ECR0039tbc	HSSVMCB3	27	312300 J03	006	3. 3. 3.
-															
001	Faraday Pins									Connected to Busbar ECR0039tbc					
006	Faraday Pins									Connected to Busbar ECR0039tbc					
008	Faraday Pins									Connected to Busbar ECR0039tbc					
035	Faraday Pins									Connected to Busbar ECR0039tbc					
047	Faraday Pins									Connected to Busbar ECR0039tbc					
070	Faraday Pins									Connected to Busbar ECR0039tbc					
082	Faraday Pins									Connected to Busbar ECR0039tbc					
094	Faraday Pins									Connected to Busbar ECR0039tbc					
104	Faraday Pins									Connected to Busbar ECR0039tbc					

Astrium GmbH	Pin Allocation List (Harness)	Doc.No.: HP-2-ASED-IC-0016
Project: HERSCHEL		Issue: 1.0 Date: 21.04.2004
		Sheet: PAL-6 (of 6)

Connector: 211121 P29 **Function:** UFThr 276.8° (SPIRE XS-13 FPU 26,28,30) **Conn.-Type:** 197-012P24-35S (Plug)

Item: CVVUCR **Location:** 33 / CVV I/F CB Top PFM (CVVUCR) **Backshell:** G9254 F24 M / M24-03

EMC-Category: 2I/Sig H fr CVVFT to SVMCB

Pin	Signal Designation	Interface-Code Circuit	Signal	Pos.	Ch. ID	Wiring	Grouping: Shd	Cable	Twist	Comment	Target-Item	Location	Connector	Pin	New
107	Faraday Pins									Connected to Busbar ECR0039tbc					
109	Faraday Pins									Connected to Busbar ECR0039tbc					
110	Faraday Pins									Connected to Busbar ECR0039tbc					
122	Faraday Pins									Connected to Busbar ECR0039tbc					
123	Faraday Pins									Connected to Busbar ECR0039tbc					
124	Faraday Pins									Connected to Busbar ECR0039tbc					
125	Faraday Pins									Connected to Busbar ECR0039tbc					
126	Faraday Pins									Connected to Busbar ECR0039tbc					
-	NC														
-	NC														
-	NC														
-	NC														
-	NC														
-	NC														
-	NC														
-	NC														
-	NC														
-	NC														
CH	*Connector Housing*									CH isolated from Faraday Shd					
-										No Bundle Overall Shd at Junction Side					

Astrium GmbH		Doc.No.: HP-2-ASED-IC-0016
Project: HERSCHEL	For wiring Schematic See SIH-18-01 CVVUCR P32	Issue: 1.0 Date: 21.04.2004
	Pin Allocation List (Harness)	Sheet: PAL-1 (of 9)

Connector: 312200 J06 **Function:** SPIRE SVM CB2 (SPIRE Bundle 01) **Conn.-Type:** SCC340104401B032435P

Item: HSSVMCB2 **Location:** 27 / I/F CB ab. SVM Panel 7 (SPI/CCU CB) **Backshell:** 440 FS 110 M 24 03

EMC-Category: 2I/Sig H fr CVVFT to SVMCB

Pin	Signal Designation	Interface-Code Circuit	Signal	Pos.	Ch. ID	Wiring	Grouping: Shd	Cable	Twist	Comment	Target-Item	Location	Connector	Pin	New
115	SPIRE SLW GND Wire A1		SSX.-	-	S401	010B0-30				Con to Cables from P05 GND/Shds	CVVUCR	33	211121 P32	115	
-															
026	SPIRE SLW Ch01-04 . 1+		SSB.I	-	S001	021SS-38	1			SLW-R1	CVVUCR	33	211121 P32	026	
037	SPIRE SLW Ch01-04 . 1-		SSB.I	-	S001	021SS-38	1				CVVUCR	33	211121 P32	037	
115	SPIRE SLW Ch01-04 . 1gnd		SSB.I	-	S001	021SS-38	1			Daisy ch to Pin 115 (A1)	CVVUCR	33	211121 P32	115	
-															
038	SPIRE SLW Ch01-04 . 2+		SSB.I	-	S001	021SS-38	1			SLW-T1	CVVUCR	33	211121 P32	038	
049	SPIRE SLW Ch01-04 . 2-		SSB.I	-	S001	021SS-38	1				CVVUCR	33	211121 P32	049	
115	SPIRE SLW Ch01-04 . 2gnd		SSB.I	-	S001	021SS-38	1			Daisy ch to Pin 115 (A1)	CVVUCR	33	211121 P32	115	
-															
048	SPIRE SLW Ch01-04 . 3+		SSB.I	-	S001	021SS-38	1			SLW-C1	CVVUCR	33	211121 P32	048	
060	SPIRE SLW Ch01-04 . 3-		SSB.I	-	S001	021SS-38	1				CVVUCR	33	211121 P32	060	
115	SPIRE SLW Ch01-04 . 3gnd		SSB.I	-	S001	021SS-38	1			Daisy ch to Pin 115 (A1)	CVVUCR	33	211121 P32	115	
-															
059	SPIRE SLW Ch01-04 . 4+		SSB.I	-	S001	021SS-38	1			SLW-DK1	CVVUCR	33	211121 P32	059	
071	SPIRE SLW Ch01-04 . 4-		SSB.I	-	S001	021SS-38	1				CVVUCR	33	211121 P32	071	
115	SPIRE SLW Ch01-04 . 4gnd		SSB.I	-	S001	021SS-38	1			Daisy ch to Pin 115 (A1)	CVVUCR	33	211121 P32	115	
115	SPIRE SLW Ch01-04 . SHD01		SSB.I	-	S001	021SS-38	1			Cable S001 Shd daisy ch to Pin 115 (A1)	CVVUCR	33	211121 P32		
-															
-															
050	SPIRE SLW Ch05-08 . 5+		SSB.I	-	S002	021SS-38	2			SLW-B1	CVVUCR	33	211121 P32	050	
061	SPIRE SLW Ch05-08 . 5-		SSB.I	-	S002	021SS-38	2				CVVUCR	33	211121 P32	061	
115	SPIRE SLW Ch05-08 . 5gnd		SSB.I	-	S002	021SS-38	2			Daisy ch to Pin 115 (A1)	CVVUCR	33	211121 P32	115	
-															
062	SPIRE SLW Ch05-08 . 6+		SSB.I	-	S002	021SS-38	2			SLW-D1	CVVUCR	33	211121 P32	062	
051	SPIRE SLW Ch05-08 . 6-		SSB.I	-	S002	021SS-38	2				CVVUCR	33	211121 P32	051	
115	SPIRE SLW Ch05-08 . 6gnd		SSB.I	-	S002	021SS-38	2			Daisy ch to Pin 115 (A1)	CVVUCR	33	211121 P32	115	
-															
063	SPIRE SLW Ch05-08 . 7+		SSB.I	-	S002	021SS-38	2			SLW-E1	CVVUCR	33	211121 P32	063	
075	SPIRE SLW Ch05-08 . 7-		SSB.I	-	S002	021SS-38	2				CVVUCR	33	211121 P32	075	
115	SPIRE SLW Ch05-08 . 7gnd		SSB.I	-	S002	021SS-38	2			Daisy ch to Pin 115 (A1)	CVVUCR	33	211121 P32	115	
-															
074	SPIRE SLW Ch05-08 . 8+		SSB.I	-	S002	021SS-38	2			SLW-A1	CVVUCR	33	211121 P32	074	
073	SPIRE SLW Ch05-08 . 8-		SSB.I	-	S002	021SS-38	2				CVVUCR	33	211121 P32	073	
115	SPIRE SLW Ch05-08 . 8gnd		SSB.I	-	S002	021SS-38	2			Daisy ch to Pin 115 (A1)	CVVUCR	33	211121 P32	115	
115	SPIRE SLW Ch05-08 . SHD02		SSB.I	-	S002	021SS-38	2			Cable S002 Shd daisy ch to Pin 115 (A1)	CVVUCR	33	211121 P32	115	

Pin Allocation List
(Harness)

Connector: 312200 J06
Item: HSSVMCB2
EMC-Category: 2I/Sig H fr CVVFT to SVMCB

Function: SPIRE SVM CB2 (SPIRE Bundle 01)
Location: 27 / I/F CB ab. SVM Panel 7 (SPI/CCU CB)

Conn.-Type: SCC340104401B032435P
Backshell: 440 FS 110 M 24 03

Pin	Signal Designation	Interface-Code Circuit	Signal	Pos.	Ch. ID	Wiring	Grouping: Shd	Cable	Twist	Comment	Target-Item	Location	Connector	Pin	New
-															
083	SPIRE SLW Ch09-12 . 9+		SSB.I	-	S003	021SS-38	3			SLW-C2	CVVUCR	33	211121 P32	083	
072	SPIRE SLW Ch09-12 . 9-		SSB.I	-	S003	021SS-38	3				CVVUCR	33	211121 P32	072	
115	SPIRE SLW Ch09-12 . 9gnd		SSB.I	-	S003	021SS-38	3			Daisy ch to Pin 115 (A1)	CVVUCR	33	211121 P32	115	
-															
095	SPIRE SLW Ch09-12 . 10+		SSB.I	-	S003	021SS-38	3			SLW-D2	CVVUCR	33	211121 P32	095	
084	SPIRE SLW Ch09-12 . 10-		SSB.I	-	S003	021SS-38	3				CVVUCR	33	211121 P32	084	
115	SPIRE SLW Ch09-12 . 10gnd		SSB.I	-	S003	021SS-38	3			Daisy ch to Pin 115 (A1)	CVVUCR	33	211121 P32	115	
-															
096	SPIRE SLW Ch09-12 . 11+		SSB.I	-	S003	021SS-38	3			SLW-B2	CVVUCR	33	211121 P32	096	
085	SPIRE SLW Ch09-12 . 11-		SSB.I	-	S003	021SS-38	3				CVVUCR	33	211121 P32	085	
115	SPIRE SLW Ch09-12 . 11gnd		SSB.I	-	S003	021SS-38	3			Daisy ch to Pin 115 (A1)	CVVUCR	33	211121 P32	115	
-															
106	SPIRE SLW Ch09-12 . 12+		SSB.I	-	S003	021SS-38	3			SLW-E2	CVVUCR	33	211121 P32	106	
107	SPIRE SLW Ch09-12 . 12-		SSB.I	-	S003	021SS-38	3				CVVUCR	33	211121 P32	107	
115	SPIRE SLW Ch09-12 . 12gnd		SSB.I	-	S003	021SS-38	3			Daisy ch to Pin 115 (A1)	CVVUCR	33	211121 P32	115	
115	SPIRE SLW Ch09-12 . SHD03		SSB.I	-	S003	021SS-38	3			Cable S003 Shd daisy ch to Pin 115 (A1)	CVVUCR	33	211121 P32	115	
-															
-	Faraday Link									Cable from P05 Faraday Shd con to Busbar					
-															
-															
122	SPIRE SLW GND Wire A2		SSX.-	-	S402	010B0-30				GND Wire A2 con to all Cable 004, 005 and 006 gnd shld	CVVUCR	33	211121 P32	122	
-															
086	SPIRE SLW Ch13-16 . 13+		SSB.I	-	S004	021SS-38	4			SLW-A2	CVVUCR	33	211121 P32	086	
087	SPIRE SLW Ch13-16 . 13-		SSB.I	-	S004	021SS-38	4				CVVUCR	33	211121 P32	087	
122	SPIRE SLW Ch13-16 . 13gnd		SSB.I	-	S004	021SS-38	4			Daisy ch to Pin 122 (A2)	CVVUCR	33	211121 P32	122	
-															
097	SPIRE SLW Ch13-16 . 14+		SSB.I	-	S004	021SS-38	4			SLW-C3	CVVUCR	33	211121 P32	097	
098	SPIRE SLW Ch13-16 . 14-		SSB.I	-	S004	021SS-38	4				CVVUCR	33	211121 P32	098	
122	SPIRE SLW Ch13-16 . 14gnd		SSB.I	-	S004	021SS-38	4			Daisy ch to Pin 122 (A2)	CVVUCR	33	211121 P32	122	
-															
108	SPIRE SLW Ch13-16 . 15+		SSB.I	-	S004	021SS-38	4			SLW-D3	CVVUCR	33	211121 P32	108	
109	SPIRE SLW Ch13-16 . 15-		SSB.I	-	S004	021SS-38	4				CVVUCR	33	211121 P32	109	
122	SPIRE SLW Ch13-16 . 15gnd		SSB.I	-	S004	021SS-38	4			Daisy ch to Pin 122 (A2)	CVVUCR	33	211121 P32	122	
-															
116	SPIRE SLW Ch13-16 . 16+		SSB.I	-	S004	021SS-38	4			SLW-B3	CVVUCR	33	211121 P32	116	

Astrium GmbH	Pin Allocation List (Harness)	Doc.No.: HP-2-ASED-IC-0016
Project: HERSCHEL		Issue: 1.0 Date: 21.04.2004
		Sheet: PAL-3 (of 9)

Connector: 312200 J06 **Function:** SPIRE SVM CB2 (SPIRE Bundle 01) **Conn.-Type:** SCC340104401B032435P

Item: HSSVMCB2 **Location:** 27 / I/F CB ab. SVM Panel 7 (SPI/CCU CB) **Backshell:** 440 FS 110 M 24 03

EMC-Category: 2I/Sig H fr CVVFT to SVMCB

Pin	Signal Designation	Interface-Code Circuit	Signal	Pos.	Ch. ID	Wiring	Grouping: Shd	Cable	Twist	Comment	Target-Item	Location	Connector	Pin	New
117	SPIRE SLW Ch13-16 . 16-		SSB.I	-	S004	021SS-38	4				CVVUCR	33	211121 P32	117	
122	SPIRE SLW Ch13-16 . 16gnd		SSB.I	-	S004	021SS-38	4			Daisy ch to Pin 122 (A2)	CVVUCR	33	211121 P32	122	
122	SPIRE SLW Ch13-16 . SHD01		SSB.I	-	S004	021SS-38	4			Cable S004 Shd daisy ch to Pin 122 at CVV side (A2)	CVVUCR	33	211121 P32		
-															
055	SPIRE SLW Ch17-20 . 17+		SSB.I	-	S005	021SS-38	5			SLW-E3	CVVUCR	33	211121 P32	055	
066	SPIRE SLW Ch17-20 . 17-		SSB.I	-	S005	021SS-38	5				CVVUCR	33	211121 P32	066	
122	SPIRE SLW Ch17-20 . 17gnd		SSB.I	-	S005	021SS-38	5			Daisy ch to Pin 122 (A2)	CVVUCR	33	211121 P32	122	
-															
067	SPIRE SLW Ch17-20 . 18+		SSB.I	-	S005	021SS-38	5			SLW-C4	CVVUCR	33	211121 P32	067	
078	SPIRE SLW Ch17-20 . 18-		SSB.I	-	S005	021SS-38	5				CVVUCR	33	211121 P32	078	
122	SPIRE SLW Ch17-20 . 18gnd		SSB.I	-	S005	021SS-38	5			12AX gnd daisy ch to Pin 122 at CVV side (A2)	CVVUCR	33	211121 P32	122	
-															
076	SPIRE SLW Ch17-20 . 19+		SSB.I	-	S005	021SS-38	5			SLW-DK2	CVVUCR	33	211121 P32	076	
077	SPIRE SLW Ch17-20 . 19-		SSB.I	-	S005	021SS-38	5				CVVUCR	33	211121 P32	077	
122	SPIRE SLW Ch17-20 . 19gnd		SSB.I	-	S005	021SS-38	5			Daisy ch to Pin 122 (A2)	CVVUCR	33	211121 P32	122	
-															
088	SPIRE SLW Ch17-20 . 20+		SSB.I	-	S005	021SS-38	5			SLW-D4	CVVUCR	33	211121 P32	088	
089	SPIRE SLW Ch17-20 . 20-		SSB.I	-	S005	021SS-38	5				CVVUCR	33	211121 P32	089	
122	SPIRE SLW Ch17-20 . 20gnd		SSB.I	-	S005	021SS-38	5			Daisy ch to Pin 122 (A2)	CVVUCR	33	211121 P32	122	
122	SPIRE SLW Ch17-20 . SHD02		SSB.I	-	S005	021SS-38	5			Cable S005 Shd daisy ch to Pin 122 (A2)	CVVUCR	33	211121 P32		
-															
099	SPIRE SLW Ch21-24 . 21+		SSB.I	-	S006	021SS-38	6			SLW-C5	CVVUCR	33	211121 P32	099	
100	SPIRE SLW Ch21-24 . 21-		SSB.I	-	S006	021SS-38	6				CVVUCR	33	211121 P32	100	
122	SPIRE SLW Ch21-24 . 21gnd		SSB.I	-	S006	021SS-38	6			Daisy ch to Pin 122 (A2)	CVVUCR	33	211121 P32	122	
-															
110	SPIRE SLW Ch21-24 . 22+		SSB.I	-	S006	021SS-38	6			SLW-B4	CVVUCR	33	211121 P32	110	
111	SPIRE SLW Ch21-24 . 22-		SSB.I	-	S006	021SS-38	6				CVVUCR	33	211121 P32	111	
122	SPIRE SLW Ch21-24 . 22gnd		SSB.I	-	S006	021SS-38	6			Daisy ch to Pin 122 (A2)	CVVUCR	33	211121 P32	122	
-															
118	SPIRE SLW Ch21-24 . 23+		SSB.I	-	S006	021SS-38	6			SLW-A3	CVVUCR	33	211121 P32	118	
119	SPIRE SLW Ch21-24 . 23-		SSB.I	-	S006	021SS-38	6				CVVUCR	33	211121 P32	119	
122	SPIRE SLW Ch21-24 . 23gnd		SSB.I	-	S006	021SS-38	6			Daisy ch to Pin 122 (A2)	CVVUCR	33	211121 P32	122	
-															
112	SPIRE SLW Ch21-24 . 24+		SSB.I	-	S006	021SS-38	6			SLW-T2	CVVUCR	33	211121 P32	112	
120	SPIRE SLW Ch21-24 . 24-		SSB.I	-	S006	021SS-38	6				CVVUCR	33	211121 P32	120	
122	SPIRE SLW Ch21-24 . 24gnd		SSB.I	-	S006	021SS-38	6			Daisy ch to Pin 122 (A2)	CVVUCR	33	211121 P32	122	

Astrium GmbH	Pin Allocation List (Harness)	Doc.No.: HP-2-ASED-IC-0016
Project: HERSCHEL		Issue: 1.0 Date: 21.04.2004
		Sheet: PAL-4 (of 9)

Connector: 312200 J06 **Function:** SPIRE SVM CB2 (SPIRE Bundle 01) **Conn.-Type:** SCC340104401B032435P

Item: HSSVMCB2 **Location:** 27 / I/F CB ab. SVM Panel 7 (SPI/CCU CB) **Backshell:** 440 FS 110 M 24 03

EMC-Category: 2I/Sig H fr CVVFT to SVMCB

Pin	Signal Designation	Interface-Code Circuit	Signal	Pos.	Ch. ID	Wiring	Grouping: Shd	Cable	Twist	Comment	Target-Item	Location	Connector	Pin	New
122	SPIRE SLW Ch21-24 . SHD03		SSB.I	-	S006	021SS-38	6			Cable S006 Shd daisy ch to Pin 122 (A2)	CVVUCR	33	211121 P32		
-															
-	Faraday Link									Cable from P06 Faraday Shd con to Busbar tbc					
-															
-															
-															
007	SPIRE PTC TC Bias A . +ve		S3A.I	-	S009	021BS-38	9				CVVUCR	33	211121 P32	007	
014	SPIRE PTC TC Bias A . -ve		S3A.I	-	S009	021BS-38	9				CVVUCR	33	211121 P32	014	
046	SPIRE PTC TC Bias A . SHD01		S3A.I	-	S009	021BS-38	9			Cable 009 Shd daisy ch to Pin 46 at CVV side (A3)	CVVUCR	33	211121 P32	046	
-															
046	SPIRE PTC GND WIRE A3 . GNDA3		SSX.-	-	S403	010B0-30				Gnd Wire A3 con to Cable 09 + 10 Shd	CVVUCR	33	211121 P32	046	
-															
024	SPIRE PTC JFETV Bias A . +ve		S3C.I	-	S010	021BS-38	10				CVVUCR	33	211121 P32	024	
035	SPIRE PTC JFETV Bias A . -ve		S3C.I	-	S010	021BS-38	10				CVVUCR	33	211121 P32	035	
046	SPIRE PTC JFETV Bias A . SHD02		S3C.I	-	S010	021BS-38	10			Cable 010 Shd daisy ch to Pin 046 at CVV side (A3)	CVVUCR	33	211121 P32	046	
-															
-															
121	SPIRE SLW Bias A1 . +ve		SSD.I	-	S025	021BS-38	25				CVVUCR	33	211121 P32	121	
114	SPIRE SLW Bias A1 . -ve		SSD.I	-	S025	021BS-38	25				CVVUCR	33	211121 P32	114	
104	SPIRE SLW Bias A1 . SHD03		SSD.I	-	S025	021BS-38	25			Cable S025 Shd daisy ch to Pin 104 at CVV side (B3)	CVVUCR	33	211121 P32	104	
-															
102	SPIRE SLW Bias A2 . +ve		SSD.I	-	S026	021BS-38	26				CVVUCR	33	211121 P32	102	
101	SPIRE SLW Bias A2 . -ve		SSD.I	-	S026	021BS-38	26				CVVUCR	33	211121 P32	101	
104	SPIRE SLW Bias A2 . SHD04		SSD.I	-	S026	021BS-38	26			Cable S026 Shd daisy ch to Pin 104 at CVV side (B3)	CVVUCR	33	211121 P32	104	
-															
104	SPIRE SLW GND WIRE B3		SSX.-	-	S405	010B0-30				SLW GND Wire B3 con to cable 25,26,11,12 Shd	CVVUCR	33	211121 P32	104	
-															
092	SPIRE SLW JFETV A1 . +ve		SSF.I	-	S011	021BS-38	11				CVVUCR	33	211121 P32	092	
091	SPIRE SLW JFETV A1 . -ve		SSF.I	-	S011	021BS-38	11				CVVUCR	33	211121 P32	091	
104	SPIRE SLW JFETV A1 . SHD05		SSF.I	-	S011	021BS-38	11			Cable S011 Shd daisy ch to Pin 104 at CVV side (B3)	CVVUCR	33	211121 P32	104	

Pin Allocation List
(Harness)

Connector: 312200 J06 **Function:** SPIRE SVM CB2 (SPIRE Bundle 01) **Conn.-Type:** SCC340104401B032435P
Item: HSSVMCB2 **Location:** 27 / I/F CB ab. SVM Panel 7 (SPI/CCU CB) **Backshell:** 440 FS 110 M 24 03
EMC-Category: 2I/Sig H fr CVVFT to SVMCB

Pin	Signal Designation	Interface-Code Circuit	Signal	Pos.	Ch. ID	Wiring	Grouping: Shd	Cable	Twist	Comment	Target-Item	Location	Connector	Pin	New
-															
103	SPIRE SLW JFETV A2 . +ve		SSF.I	-	S012	021BS-38	12				CVVUCR	33	211121 P32	103	
113	SPIRE SLW JFETV A2 . -ve		SSF.I	-	S012	021BS-38	12				CVVUCR	33	211121 P32	113	
104	SPIRE SLW JFETV A2 . SHD06		SSF.I	-	S012	021BS-38	12			Cable S012 Shd daisy ch to Pin 104 at CVV side (B3)	CVVUCR	33	211121 P32	104	
-															
-															
090	SPIRE SSW Bias A1 . +ve		SSC.I	-	S029	021BS-38	29				CVVUCR	33	211121 P32	090	
079	SPIRE SSW Bias A1 . -ve		SSC.I	-	S029	021BS-38	29				CVVUCR	33	211121 P32	079	
093	SPIRE SSW Bias A1 . SHD07		SSC.I	-	S029	021BS-38	29			Cable S029 Shd daisy ch to Pin 093 at CVV side (C3)	CVVUCR	33	211121 P32	093	
-															
068	SPIRE SSW JFETV A1 . +ve		SSE.I	-	S016	021BS-38	16				CVVUCR	33	211121 P32	068	
057	SPIRE SSW JFETV A1 . -ve		SSE.I	-	S016	021BS-38	16				CVVUCR	33	211121 P32	057	
093	SPIRE SSW JFETV A1 . SHD08		SSE.I	-	S016	021BS-38	16			Cable S016 Shd daisy ch to Pin 093 at CVV side (C3)	CVVUCR	33	211121 P32	093	
-															
093	SPIRE SSW GND Wire C3		SSX.-	-	S406	010B0-30				GND Wire C3 con to Cable 29,16,3117 Shd	CVVUCR	33	211121 P32	093	
-															
069	SPIRE SSW Bias A2 . +ve		SSC.I	-	S031	021BS-38	31				CVVUCR	33	211121 P32	069	
080	SPIRE SSW Bias A2 . -ve		SSC.I	-	S031	021BS-38	31				CVVUCR	33	211121 P32	080	
093	SPIRE SSW Bias A2 . SHD09		SSC.I	-	S031	021BS-38	31			Cable S031 Shd daisy ch to Pin 093 at CVV side (C3)	CVVUCR	33	211121 P32	093	
-															
070	SPIRE SSW JFETV A2 . +ve		SSE.I	-	S017	021BS-38	17				CVVUCR	33	211121 P32	070	
081	SPIRE SSW JFETV A2 . -ve		SSE.I	-	S017	021BS-38	17				CVVUCR	33	211121 P32	081	
093	SPIRE SSW JFETV A2 . SHD10		SSE.I	-	S017	021BS-38	17			Cable S017 Shd daisy ch to Pin 093 at CVV side (C3)	CVVUCR	33	211121 P32	093	
-															
-															
022	SPIRE S_Heater GND D3		SSX.-	-	S410	010B0-30				GND Wire D3 con to Cable 33,34,19Shd	CVVUCR	33	211121 P32	022	
-															
023	SPIRE SLW JFET Htr A . +ve		SSH.-	-	S033	021BS-38	33				CVVUCR	33	211121 P32	023	
034	SPIRE SLW JFET Htr A . -ve		SSH.-	-	S033	021BS-38	33				CVVUCR	33	211121 P32	034	
022	SPIRE SLW JFET Htr A . SHD13		SSH.-	-	S033	021BS-38	33			Cable S033 Shd daisy ch to Cable 034 Shd = GND wire D3	CVVUCR	33	211121 P32	022	
-															
033	SPIRE SSW JFET Htr A . +ve		SSG.-	-	S034	021BS-38	34				CVVUCR	33	211121 P32	033	

Astrium GmbH	Pin Allocation List (Harness)	Doc.No.: HP-2-ASED-IC-0016
Project: HERSCHEL		Issue: 1.0 Date: 21.04.2004
		Sheet: PAL-6 (of 9)

Connector: 312200 J06 **Function:** SPIRE SVM CB2 (SPIRE Bundle 01) **Conn.-Type:** SCC340104401B032435P

Item: HSSVMCB2 **Location:** 27 / I/F CB ab. SVM Panel 7 (SPI/CCU CB) **Backshell:** 440 FS 110 M 24 03

EMC-Category: 2I/Sig H fr CVVFT to SVMCB

Pin	Signal Designation	Interface-Code Circuit	Signal	Pos.	Ch. ID	Wiring	Grouping: Shd	Cable	Twist	Comment	Target-Item	Location	Connector	Pin	New
045	SPIRE SSW JFET Htr A . -ve		SSG.-	-	S034	021BS-38	34				CVVUCR	33	211121 P32	045	
022	SPIRE SSW JFET Htr A . SHD12		SSG.-	-	S034	021BS-38	34			Cable S034 Shd daisy ch to Cable 033	CVVUCR	33	211121 P32	022	
-															
044	SPIRE PTC JFET Htr A . +ve		S3B.-	-	S019	021BS-38	19				CVVUCR	33	211121 P32	044	
056	SPIRE PTC JFET Htr A . -ve		S3B.-	-	S019	021BS-38	19				CVVUCR	33	211121 P32	056	
022	SPIRE PTC JFET Htr A . SHD11		S3B.-	-	S019	021BS-38	19			Cable S019 Shd daisy ch to Gnd Wire D3	CVVUCR	33	211121 P32	022	
-															
-	Faraday Link									Cable from P09 Faraday Shd con to Busbar					
-															
-															
001	SPIRE PTC TC Bias B . +ve		S3A.I	-	S020	021BS-38	20				CVVUCR	33	211121 P32	001	
008	SPIRE PTC TC Bias B . -ve		S3A.I	-	S020	021BS-38	20				CVVUCR	33	211121 P32	008	
004	SPIRE PTC TC Bias B . SHD01		S3A.I	-	S020	021BS-38	20			Cable S020 Shd daisy ch to Gnd Wire A4	CVVUCR	33	211121 P32	004	
-															
004	SPIRE PTC GND Wire A4		SSX.-	-	S404	010B0-30				GND Wire A4 con Cable 21, 22 Shd	CVVUCR	33	211121 P32	004	
-															
003	SPIRE PTC JFETV Bias B . +ve		S3C.I	-	S022	021BS-38	22				CVVUCR	33	211121 P32	003	
002	SPIRE PTC JFETV Bias B . -ve		S3C.I	-	S022	021BS-38	22				CVVUCR	33	211121 P32	002	
004	SPIRE PTC JFETV Bias B . SHD02		S3C.I	-	S022	021BS-38	22			Cable S022 Shd daisy ch to Gnd Wire A4	CVVUCR	33	211121 P32	004	
-															
-															
013	SPIRE SLW Bias B1 . +ve		SSD.I	-	S038	021BS-38	38				CVVUCR	33	211121 P32	013	
012	SPIRE SLW Bias B1 . -ve		SSD.I	-	S038	021BS-38	38				CVVUCR	33	211121 P32	012	
032	SPIRE SLW Bias B1 . SHD03		SSD.I	-	S038	021BS-38	38			Cable S038 Shd daisy ch to Gnd Wire B4	CVVUCR	33	211121 P32	032	
-															
021	SPIRE SLW Bias B2 . +ve		SSD.I	-	S039	021BS-38	39				CVVUCR	33	211121 P32	021	
020	SPIRE SLW Bias B2 . -ve		SSD.I	-	S039	021BS-38	39				CVVUCR	33	211121 P32	020	
032	SPIRE SLW Bias B2 . SHD04		SSD.I	-	S039	021BS-38	39			Cable S039 Shd daisy ch to Gnd Wire B4	CVVUCR	33	211121 P32	032	
-															
032	SPIRE SLW GND Wire B4		SSX.-	-	S407	010B0-30				Gnd Wire B4 con to Cable 23,28,38,39 Shd	CVVUCR	33	211121 P32	032	
-															

Connector: 312200 J06 **Function:** SPIRE SVM CB2 (SPIRE Bundle 01) **Conn.-Type:** SCC340104401B032435P

Item: HSSVMCB2 **Location:** 27 / I/F CB ab. SVM Panel 7 (SPI/CCU CB) **Backshell:** 440 FS 110 M 24 03

EMC-Category: 2I/Sig H fr CVVFT to SVMCB

Pin	Signal Designation	Interface-Code Circuit	Signal	Pos.	Ch. ID	Wiring	Grouping: Shd	Cable	Twist	Comment	Target-Item	Location	Connector	Pin	New
031	SPIRE SLW JFETV B1 . +ve		SSF.I	-	S028	021BS-38	28				CVVUCR	33	211121 P32	031	
043	SPIRE SLW JFETV B1 . -ve		SSF.I	-	S028	021BS-38	28				CVVUCR	33	211121 P32	043	
032	SPIRE SLW JFETV B1 . SHD05		SSF.I	-	S028	021BS-38	28			Cable S028 Shd daisy ch to Gnd Wire B4	CVVUCR	33	211121 P32	032	
-															
042	SPIRE SLW JFETV B2 . +ve		SSF.I	-	S023	021BS-38	23				CVVUCR	33	211121 P32	042	
054	SPIRE SLW JFETV B2 . -ve		SSF.I	-	S023	021BS-38	23				CVVUCR	33	211121 P32	054	
032	SPIRE SLW JFETV B2 . SHD06		SSF.I	-	S023	021BS-38	23			Cable S023 Shd daisy ch to Gnd Wire B4	CVVUCR	33	211121 P32	032	
-															
-															
010	SPIRE SSW Bias B1 . +ve		SSC.I	-	S042	021BS-38	42				CVVUCR	33	211121 P32	010	
011	SPIRE SSW Bias B1 . -ve		SSC.I	-	S042	021BS-38	42				CVVUCR	33	211121 P32	011	
040	SPIRE SSW Bias B1 . SHD07		SSC.I	-	S042	021BS-38	42			Cable S042 Shd daisy ch to Gnd Wire C4	CVVUCR	33	211121 P32	040	
-															
019	SPIRE SSW JFETV B1 . +ve		SSE.I	-	S035	021BS-38	35				CVVUCR	33	211121 P32	019	
029	SPIRE SSW JFETV B1 . -ve		SSE.I	-	S035	021BS-38	35				CVVUCR	33	211121 P32	029	
040	SPIRE SSW JFETV B1 . SHD08		SSE.I	-	S035	021BS-38	35			Cable S035 Shd daisy ch to Gnd Wire C4	CVVUCR	33	211121 P32	040	
-															
040	SPIRE SSW GND Wire C4		SSX.-	-	S408	010B0-30				GND Wire C4 con to Cable 35,36,42,44 Shd	CVVUCR	33	211121 P32	040	
-															
041	SPIRE SSW Bias B2 . +ve		SSC.I	-	S044	021BS-38	44				CVVUCR	33	211121 P32	041	
030	SPIRE SSW Bias B2 . -ve		SSC.I	-	S044	021BS-38	44				CVVUCR	33	211121 P32	030	
040	SPIRE SSW Bias B2 . SHD09		SSC.I	-	S044	021BS-38	44			Cable S044 Shd daisy ch to Gnd Wire C4	CVVUCR	33	211121 P32	040	
-															
053	SPIRE SSW JFETV B2 . +ve		SSE.I	-	S036	021BS-38	36				CVVUCR	33	211121 P32	053	
052	SPIRE SSW JFETV B2 . -ve		SSE.I	-	S036	021BS-38	36				CVVUCR	33	211121 P32	052	
040	SPIRE SSW JFETV B2 . SHD10		SSE.I	-	S036	021BS-38	36			Cable S036 Shd daisy ch to Gnd Wire C4	CVVUCR	33	211121 P32	040	
-															
-															
039	SPIRE S_Heater GND D4		SSX.-	-	S409	010B0-30				GND Wire D4 con to Cable 40, 46,47 Shd	CVVUCR	33	211121 P32	039	
-															
018	SPIRE SLW JFET Htr B . +ve		SSH.-	-	S046	021BS-38	46				CVVUCR	33	211121 P32	018	
028	SPIRE SLW JFET Htr B . -ve		SSH.-	-	S046	021BS-38	46				CVVUCR	33	211121 P32	028	

Astrium GmbH	Pin Allocation List (Harness)	Doc.No.: HP-2-ASED-IC-0016
Project: HERSCHEL		Issue: 1.0 Date: 21.04.2004
		Sheet: PAL-8 (of 9)

Connector: 312200 J06 **Function:** SPIRE SVM CB2 (SPIRE Bundle 01) **Conn.-Type:** SCC340104401B032435P

Item: HSSVMCB2 **Location:** 27 / I/F CB ab. SVM Panel 7 (SPI/CCU CB) **Backshell:** 440 FS 110 M 24 03

EMC-Category: 2I/Sig H fr CVVFT to SVMCB

Pin	Signal Designation	Interface-Code Circuit	Signal	Pos.	Ch. ID	Wiring	Grouping: Shd	Cable	Twist	Comment	Target-Item	Location	Connector	Pin	New
039	SPIRE SLW JFET Htr B . SHD13		SSH.-	-	S046	021BS-38	46			Cable S046 Shd daisy ch to Gnd Wire D4	CVVUCR	33	211121 P32	039	
-															
009	SPIRE SSW JFET Htr B . +ve		SSG.-	-	S047	021BS-38	47				CVVUCR	33	211121 P32	009	
017	SPIRE SSW JFET Htr B . -ve		SSG.-	-	S047	021BS-38	47				CVVUCR	33	211121 P32	017	
039	SPIRE SSW JFET Htr B . SHD12		SSG.-	-	S047	021BS-38	47			Cable S047 Shd daisy ch to Gnd Wire D4	CVVUCR	33	211121 P32	039	
-															
016	SPIRE PTC JFET Htr B . +ve		S3B.-	-	S040	021BS-38	40				CVVUCR	33	211121 P32	016	
027	SPIRE PTC JFET Htr B . -ve		S3B.-	-	S040	021BS-38	40				CVVUCR	33	211121 P32	027	
039	SPIRE PTC JFET Htr B . SHD11	SHD	S3B.-	-	S040	021BS-38	40			Cable S040 Shd daisy ch to Gnd Wire D4	CVVUCR	33	211121 P32	039	
-															
-	Faraday Link									Cable from P10 Faraday Shd con to Busbar					
-															
-															
005	Faraday Pins									Concected to Busbar ECR 0039 tbc					
006	Faraday Pins									Concected to Busbar ECR 0039 tbc					
015	Faraday Pins									Concected to Busbar ECR 0039 tbc					
022	Faraday Pins									Concected to Busbar ECR 0039 tbc					
025	Faraday Pins									Concected to Busbar ECR 0039					
036	Faraday Pins									Concected to Busbar ECR 0039 tbc					
039	Faraday Pins									Concected to Ring Wire ECR 0039 tbc					
047	Faraday Pins									Concected to Ring Wire ECR 0039 tbc					
058	Faraday Pins									Concected to Busbar ECR 0039 tbc					
082	Faraday Pins									Concected to Busbar ECR 0039 tbc					
094	Faraday Pins									Concected to Busbar ECR 0039 tbc					
105	Faraday Pins									Concected to Busbar ECR 0039 tbc					

Astrium GmbH	Pin Allocation List (Harness)	Doc.No.: HP-2-ASED-IC-0016
Project: HERSCHEL		Issue: 1.0 Date: 21.04.2004
		Sheet: PAL-9 (of 9)

Connector: 312200 J06 **Function:** SPIRE SVM CB2 (SPIRE Bundle 01) **Conn.-Type:** SCC340104401B032435P

Item: HSSVMCB2 **Location:** 27 / I/F CB ab. SVM Panel 7 (SPI/CCU CB) **Backshell:** 440 FS 110 M 24 03

EMC-Category: 2I/Sig H fr CVVFT to SVMCB

Pin	Signal Designation	Interface-Code Circuit	Signal	Pos.	Ch. ID	Wiring	Grouping: Shd	Cable	Twist	Comment	Target-Item	Location	Connector	Pin	New
123	Faraday Pins									Concected to Busbar ECR 0039 tbc					
124	Faraday Pins									Concected to Busbar ECR 0039 tbc					
125	Faraday Pins									Concected to Busbar ECR 0039 tbc					
126	Faraday Pins									Concected to Busbar ECR 0039 tbc					
127	Faraday Pins									Concected to Busbar ECR 0039 tbc					
128	Faraday Pins									Concected to Busbar ECR 0039 tbc					
-															
-															
CH	Connector Housing									*CH isolated from Faraday Shd*					
-	Insulating jacket									Insulating jacket between Bundle Overall Shd and Faraday Shd					
-	Bundle Overall Shd									Bundle Overall Shd con to Backshell					

Astrium GmbH	Pin Allocation List (Harness)	Doc.No.: HP-2-ASED-IC-0016
Project: HERSCHEL	For wiring schematic See SIH-1S-02 CVVUCR P31	Issue: 1.0 Date: 21.04.2004
		Sheet: PAL-1 (of 8)

Connector: 312200 J05 **Function:** SPIRE SVM CB2 (SPIRE Bundle 02) **Conn.-Type:** SCC340104401B032435P

Item: HSSVMCB2 **Location:** 27 / I/F CB ab. SVM Panel 7 (SPI/CCU CB) **Backshell:** 440 FS 110 M 24 03

EMC-Category: 2I/Sig H fr CVVFT to SVMCB

Pin	Signal Designation	Interface-Code Circuit	Signal	Pos.	Ch. ID	Wiring	Grouping: Shd	Cable	Twist	Comment	Target-Item	Location	Connector	Pin	New
047	SPIRE B02 GND Wire A1		SSX.-	-	S421	010B0-30				Con to Cable from P01 GND/Shds	CVVUCR	33	211121 P31	047	
-															
090	SPIRE SSW Ch01-04 . 1+		SSA.I	-	S051	021SS-38	1			SSW-R1	CVVUCR	33	211121 P31	090	
079	SPIRE SSW Ch01-04 . 1-		SSA.I	-	S051	021SS-38	1				CVVUCR	33	211121 P31	079	
047	SPIRE SSW Ch01-04 . 1gnd		SSA.I	-	S051	021SS-38	1			Daisy ch to Pin 047 (A1)	CVVUCR	33	211121 P31	047	
-															
102	SPIRE SSW Ch01-04 . 2+		SSA.I	-	S051	021SS-38	1			SSW-A4	CVVUCR	33	211121 P31	102	
101	SPIRE SSW Ch01-04 . 2-		SSA.I	-	S051	021SS-38	1				CVVUCR	33	211121 P31	101	
047	SPIRE SSW Ch01-04 . 2gnd		SSA.I	-	S051	021SS-38	1			Daisy ch to Pin 047 (A1)	CVVUCR	33	211121 P31	047	
-															
092	SPIRE SSW Ch01-04 . 3+		SSA.I	-	S051	021SS-38	1			SSW-A3	CVVUCR	33	211121 P31	092	
091	SPIRE SSW Ch01-04 . 3-		SSA.I	-	S051	021SS-38	1				CVVUCR	33	211121 P31	091	
047	SPIRE SSW Ch01-04 . 3gnd		SSA.I	-	S051	021SS-38	1			Daisy ch to Pin 047 (A1)	CVVUCR	33	211121 P31	047	
-															
103	SPIRE SSW Ch01-04 . 4+		SSA.I	-	S051	021SS-38	1			SSW-A2	CVVUCR	33	211121 P31	103	
113	SPIRE SSW Ch01-04 . 4-		SSA.I	-	S051	021SS-38	1				CVVUCR	33	211121 P31	113	
047	SPIRE SSW Ch01-04 . 4gnd		SSA.I	-	S051	021SS-38	1			Daisy ch to Pin 047 (A1)	CVVUCR	33	211121 P31	047	
-															
-															
058	SPIRE SSW Ch05-08 . 5+		SSA.I	-	S052	021SS-38	2			SSW-A1	CVVUCR	33	211121 P31	058	
046	SPIRE SSW Ch05-08 . 5-		SSA.I	-	S052	021SS-38	2				CVVUCR	33	211121 P31	046	
047	SPIRE SSW Ch05-08 . 5gnd		SSA.I	-	S052	021SS-38	2			Daisy ch to Pin 047 (A1)	CVVUCR	33	211121 P31	047	
-															
068	SPIRE SSW Ch05-08 . 6+		SSA.I	-	S052	021SS-38	2				CVVUCR	33	211121 P31	068	
057	SPIRE SSW Ch05-08 . 6-		SSA.I	-	S052	021SS-38	2			SSW-DK1	CVVUCR	33	211121 P31	057	
047	SPIRE SSW Ch05-08 . 6gnd		SSA.I	-	S052	021SS-38	2			Daisy ch to Pin 047 (A1)	CVVUCR	33	211121 P31	047	
-															
069	SPIRE SSW Ch05-08 . 7+		SSA.I	-	S052	021SS-38	2			SSW-B3	CVVUCR	33	211121 P31	069	
080	SPIRE SSW Ch05-08 . 7-		SSA.I	-	S052	021SS-38	2				CVVUCR	33	211121 P31	080	
047	SPIRE SSW Ch05-08 . 7gnd		SSA.I	-	S052	021SS-38	2			Daisy ch to Pin 047 (A1)	CVVUCR	33	211121 P31	047	
-															
070	SPIRE SSW Ch05-08 . 8+		SSA.I	-	S052	021SS-38	2			SSW-B2	CVVUCR	33	211121 P31	070	
081	SPIRE SSW Ch05-08 . 8-		SSA.I	-	S052	021SS-38	2				CVVUCR	33	211121 P31	081	
047	SPIRE SSW Ch05-08 . 8gnd		SSA.I	-	S052	021SS-38	2			Daisy ch to Pin 047 (A1)	CVVUCR	33	211121 P31	047	
-															
-															
023	SPIRE SSW Ch09-12 . 9+		SSA.I	-	S054	021SS-38	3			SSW-B1	CVVUCR	33	211121 P31	023	
034	SPIRE SSW Ch09-12 . 9-		SSA.I	-	S054	021SS-38	3				CVVUCR	33	211121 P31	034	

Astrium GmbH	Pin Allocation List (Harness)	Doc.No.: HP-2-ASED-IC-0016
Project: HERSCHEL		Issue: 1.0 Date: 21.04.2004
		Sheet: PAL-2 (of 8)

Connector: 312200 J05 **Function:** SPIRE SVM CB2 (SPIRE Bundle 02) **Conn.-Type:** SCC340104401B032435P

Item: HSSVMCB2 **Location:** 27 / I/F CB ab. SVM Panel 7 (SPI/CCU CB) **Backshell:** 440 FS 110 M 24 03

EMC-Category: 2I/Sig H fr CVVFT to SVMCB

Pin	Signal Designation	Interface-Code Circuit	Signal	Pos.	Ch. ID	Wiring	Grouping: Shd	Cable	Twist	Comment	Target-Item	Location	Connector	Pin	New
047	SPIRE SSW Ch09-12 . 9gnd		SSA.I	-	S054	021SS-38	3			Daisy ch to Pin 047 (A1)	CVVUCR	33	211121 P31	047	
-															
033	SPIRE SSW Ch09-12 . 10+		SSA.I	-	S054	021SS-38	3			SSW-C3	CVVUCR	33	211121 P31	033	
045	SPIRE SSW Ch09-12 . 10-		SSA.I	-	S054	021SS-38	3				CVVUCR	33	211121 P31	045	
047	SPIRE SSW Ch09-12 . 10gnd		SSA.I	-	S054	021SS-38	3			Daisy ch to Pin 047 (A1)	CVVUCR	33	211121 P31	047	
-															
044	SPIRE SSW Ch09-12 . 11+		SSA.I	-	S054	021SS-38	3			SSW-C2	CVVUCR	33	211121 P31	044	
056	SPIRE SSW Ch09-12 . 11-		SSA.I	-	S054	021SS-38	3				CVVUCR	33	211121 P31	056	
047	SPIRE SSW Ch09-12 . 11gnd		SSA.I	-	S054	021SS-38	3			Daisy ch to Pin 047 (A1)	CVVUCR	33	211121 P31	047	
-															
022	SPIRE SSW Ch09-12 . 12+		SSA.I	-	S054	021SS-38	3			SSW-C1	CVVUCR	33	211121 P31	022	
032	SPIRE SSW Ch09-12 . 12-		SSA.I	-	S054	021SS-38	3				CVVUCR	33	211121 P31	032	
047	SPIRE SSW Ch09-12 . 12gnd		SSA.I	-	S054	021SS-38	3			Daisy ch to Pin 047 (A1)	CVVUCR	33	211121 P31	047	
-															
-	Faraday Link									Cable from P01 Faraday Shd con to Busbar					
-															
-															
128	SPIRE B02 GND Wire A2		SSX.-	-	S422	010B0-30				Con to Cable from P02 GND/Shds	CVVUCR	33	211121 P31	128	
-															
086	SPIRE SSW Ch13-16 . 13+		SSA.I	-	S055	021SS-38	4			SSW-D3	CVVUCR	33	211121 P31	086	
087	SPIRE SSW Ch13-16 . 13-		SSA.I	-	S055	021SS-38	4				CVVUCR	33	211121 P31	087	
128	SPIRE SSW Ch13-16 . 13gnd		SSA.I	-	S055	021SS-38	4			Daisy ch to Pin 128 (A2)	CVVUCR	33	211121 P31	128	
-															
097	SPIRE SSW Ch13-16 . 14+		SSA.I	-	S055	021SS-38	4			SSW-D2	CVVUCR	33	211121 P31	097	
098	SPIRE SSW Ch13-16 . 14-		SSA.I	-	S055	021SS-38	4				CVVUCR	33	211121 P31	098	
128	SPIRE SSW Ch13-16 . 14gnd		SSA.I	-	S055	021SS-38	4			Daisy ch to Pin 128 (A2)	CVVUCR	33	211121 P31	128	
-															
108	SPIRE SSW Ch13-16 . 15+		SSA.I	-	S055	021SS-38	4			SSW-D1	CVVUCR	33	211121 P31	108	
109	SPIRE SSW Ch13-16 . 15-		SSA.I	-	S055	021SS-38	4				CVVUCR	33	211121 P31	109	
128	SPIRE SSW Ch13-16 . 15gnd		SSA.I	-	S055	021SS-38	4			Daisy ch to Pin 128 (A2)	CVVUCR	33	211121 P31	128	
-															
116	SPIRE SSW Ch13-16 . 16+		SSA.I	-	S055	021SS-38	4			SSW-E3	CVVUCR	33	211121 P31	116	
117	SPIRE SSW Ch13-16 . 16-		SSA.I	-	S055	021SS-38	4				CVVUCR	33	211121 P31	117	
128	SPIRE SSW Ch13-16 . 16gnd		SSA.I	-	S055	021SS-38	4			Daisy ch to Pin 128 (A2)	CVVUCR	33	211121 P31	128	
128	SPIRE SSW Ch13-16 . SHD01		SSA.I	-	S055	021SS-38	4			Cable S055 Shd daisy ch to Pin 128 (A2)	CVVUCR	33	211121 P31		
-															

Astrium GmbH	**Pin Allocation List** (Harness)	Doc.No.: HP-2-ASED-IC-0016
Project: HERSCHEL		Issue: 1.0 Date: 21.04.2004
		Sheet: PAL-3 (of 8)

Connector: 312200 J05 **Function:** SPIRE SVM CB2 (SPIRE Bundle 02) **Conn.-Type:** SCC340104401B032435P

Item: HSSVMCB2 **Location:** 27 / I/F CB ab. SVM Panel 7 (SPI/CCU CB) **Backshell:** 440 FS 110 M 24 03

EMC-Category: 2I/Sig H fr CVVFT to SVMCB

Pin	Signal Designation	Interface-Code Circuit	Signal	Pos.	Ch. ID	Wiring	Grouping: Shd	Cable	Twist	Comment	Target-Item	Location	Connector	Pin	New
-															
055	SPIRE SSW Ch17-20 . 17+		SSA.I	-	S056	021SS-38	5			SSW-E2	CVVUCR	33	211121 P31	055	
066	SPIRE SSW Ch17-20 . 17-		SSA.I	-	S056	021SS-38	5				CVVUCR	33	211121 P31	066	
128	SPIRE SSW Ch17-20 . 17gnd		SSA.I	-	S056	021SS-38	5			Daisy ch to Pin 128 (A2)	CVVUCR	33	211121 P31	128	
-															
067	SPIRE SSW Ch17-20 . 18+		SSA.I	-	S056	021SS-38	5			SSW-E1	CVVUCR	33	211121 P31	067	
078	SPIRE SSW Ch17-20 . 18-		SSA.I	-	S056	021SS-38	5				CVVUCR	33	211121 P31	078	
128	SPIRE SSW Ch17-20 . 18gnd		SSA.I	-	S056	021SS-38	5			Daisy ch to Pin 128 (A2)	CVVUCR	33	211121 P31	128	
-															
076	SPIRE SSW Ch17-20 . 19+		SSA.I	-	S056	021SS-38	5			SSW-F3	CVVUCR	33	211121 P31	076	
077	SPIRE SSW Ch17-20 . 19-		SSA.I	-	S056	021SS-38	5				CVVUCR	33	211121 P31	077	
128	SPIRE SSW Ch17-20 . 19gnd		SSA.I	-	S056	021SS-38	5			Daisy ch to Pin 128 (A2)	CVVUCR	33	211121 P31	128	
-															
088	SPIRE SSW Ch17-20 . 20+		SSA.I	-	S056	021SS-38	5			SSW-F2	CVVUCR	33	211121 P31	088	
089	SPIRE SSW Ch17-20 . 20-		SSA.I	-	S056	021SS-38	5				CVVUCR	33	211121 P31	089	
128	SPIRE SSW Ch17-20 . 20gnd		SSA.I	-	S056	021SS-38	5			Daisy ch to Pin 128 (A2)	CVVUCR	33	211121 P31	128	
128	SPIRE SSW Ch17-20 . SHD02		SSA.I	-	S056	021SS-38	5			Cable S056 Shd daisy ch to Pin 128 (A2)	CVVUCR	33	211121 P31		
-															
-															
099	SPIRE SSW Ch21-24 . 21+		SSA.I	-	S058	021SS-38	6			SSW-F1	CVVUCR	33	211121 P31	099	
100	SPIRE SSW Ch21-24 . 21-		SSA.I	-	S058	021SS-38	6				CVVUCR	33	211121 P31	100	
128	SPIRE SSW Ch21-24 . 21gnd		SSA.I	-	S058	021SS-38	6			Daisy ch to Pin 128 (A2)	CVVUCR	33	211121 P31	128	
-															
110	SPIRE SSW Ch21-24 . 22+		SSA.I	-	S058	021SS-38	6			SSW-G1	CVVUCR	33	211121 P31	110	
111	SPIRE SSW Ch21-24 . 22-		SSA.I	-	S058	021SS-38	6				CVVUCR	33	211121 P31	111	
128	SPIRE SSW Ch21-24 . 22gnd		SSA.I	-	S058	021SS-38	6			Daisy ch to Pin 128 (A2)	CVVUCR	33	211121 P31	128	
-															
118	SPIRE SSW Ch21-24 . 23+		SSA.I	-	S058	021SS-38	6			SSW-T1	CVVUCR	33	211121 P31	118	
119	SPIRE SSW Ch21-24 . 23-		SSA.I	-	S058	021SS-38	6				CVVUCR	33	211121 P31	119	
128	SPIRE SSW Ch21-24 . 23gnd		SSA.I	-	S058	021SS-38	6			Daisy ch to Pin 128 (A2)	CVVUCR	33	211121 P31	128	
-															
112	SPIRE SSW Ch21-24 . 24+		SSA.I	-	S058	021SS-38	6			SSW-G2	CVVUCR	33	211121 P31	112	
120	SPIRE SSW Ch21-24 . 24-		SSA.I	-	S058	021SS-38	6				CVVUCR	33	211121 P31	120	
128	SPIRE SSW Ch21-24 . 24gnd		SSA.I	-	S058	021SS-38	6			Daisy ch to Pin 128 (A2)	CVVUCR	33	211121 P31	128	
128	SPIRE SSW Ch21-24 . SHD03		SSA.I	-	S058	021SS-38	6			Cable S058 Shd daisy ch to Pin 128 at CVV side (A2)	CVVUCR	33	211121 P31		
-															

Astrium GmbH	**Pin Allocation List** (Harness)	Doc.No.: HP-2-ASED-IC-0016
Project: HERSCHEL		Issue: 1.0 Date: 21.04.2004
		Sheet: PAL-4 (of 8)

Connector: 312200 J05 **Function:** SPIRE SVM CB2 (SPIRE Bundle 02) **Conn.-Type:** SCC340104401B032435P

Item: HSSVMCB2 **Location:** 27 / I/F CB ab. SVM Panel 7 (SPI/CCU CB) **Backshell:** 440 FS 110 M 24 03

EMC-Category: 2I/Sig H fr CVVFT to SVMCB

Pin	Signal Designation	Interface-Code Circuit	Signal	Pos.	Ch. ID	Wiring	Grouping: Shd	Cable	Twist	Comment	Target-Item	Location	Connector	Pin	New
-	Faraday Link									Cable from P02 Faraday Shd con to Busbar					
-															
-															
005	SPIRE B02 GND Wire A4		SSX.-	-	S424	010B0-30				Con to Cable from P4 GND/Shds	CVVUCR	33	211121 P31	005	
-															
013	SPIRE SSW Ch25-28 . 25+		SSA.I	-	S059	021SS-38	7			SSW-E5	CVVUCR	33	211121 P31	013	
012	SPIRE SSW Ch25-28 . 25-		SSA.I	-	S059	021SS-38	7				CVVUCR	33	211121 P31	012	
005	SPIRE SSW Ch25-28 . 25gnd		SSA.I	-	S059	021SS-38	7			Daisy ch to Pin 005 (A4)	CVVUCR	33	211121 P31	005	
-															
021	SPIRE SSW Ch25-28 . 26+		SSA.I	-	S059	021SS-38	7			SSW-E4	CVVUCR	33	211121 P31	021	
020	SPIRE SSW Ch25-28 . 26-		SSA.I	-	S059	021SS-38	7				CVVUCR	33	211121 P31	020	
005	SPIRE SSW Ch25-28 . 26gnd		SSA.I	-	S059	021SS-38	7			Daisy ch to Pin 005 (A4)	CVVUCR	33	211121 P31	005	
-															
031	SPIRE SSW Ch25-28 . 27+		SSA.I	-	S059	021SS-38	7			SSW-D7	CVVUCR	33	211121 P31	031	
043	SPIRE SSW Ch25-28 . 27-		SSA.I	-	S059	021SS-38	7				CVVUCR	33	211121 P31	043	
005	SPIRE SSW Ch25-28 . 27gnd		SSA.I	-	S059	021SS-38	7			Daisy ch to Pin 005 (A4)	CVVUCR	33	211121 P31	005	
-															
042	SPIRE SSW Ch25-28 . 28+		SSA.I	-	S059	021SS-38	7			SSW-D6	CVVUCR	33	211121 P31	042	
054	SPIRE SSW Ch25-28 . 28-		SSA.I	-	S059	021SS-38	7				CVVUCR	33	211121 P31	054	
005	SPIRE SSW Ch25-28 . 28gnd		SSA.I	-	S059	021SS-38	7			Daisy ch to Pin 005 (A4)	CVVUCR	33	211121 P31	005	
005	SPIRE SSW Ch25-28 . SHD01		SSA.I	-	S059	021SS-38	7			Cable S059 Shd daisy ch to Pin 05 (A4)	CVVUCR	33	211121 P31		
-															
-															
010	SPIRE SSW Ch29-32 . 29+		SSA.I	-	S060	021SS-38	8			SSW-D5	CVVUCR	33	211121 P31	010	
011	SPIRE SSW Ch29-32 . 29-		SSA.I	-	S060	021SS-38	8				CVVUCR	33	211121 P31	011	
005	SPIRE SSW Ch29-32 . 29gnd		SSA.I	-	S060	021SS-38	8			Daisy ch to Pin 005 (A4)	CVVUCR	33	211121 P31	005	
-															
019	SPIRE SSW Ch29-32 . 30+		SSA.I	-	S060	021SS-38	8			SSW-D4	CVVUCR	33	211121 P31	019	
029	SPIRE SSW Ch29-32 . 30-		SSA.I	-	S060	021SS-38	8				CVVUCR	33	211121 P31	029	
005	SPIRE SSW Ch29-32 . 30gnd		SSA.I	-	S060	021SS-38	8			Daisy ch to Pin 005 (A4)	CVVUCR	33	211121 P31	005	
-															
041	SPIRE SSW Ch29-32 . 31+		SSA.I	-	S060	021SS-38	8			SSW-C6	CVVUCR	33	211121 P31	041	
030	SPIRE SSW Ch29-32 . 31-		SSA.I	-	S060	021SS-38	8				CVVUCR	33	211121 P31	030	
005	SPIRE SSW Ch29-32 . 31gnd		SSA.I	-	S060	021SS-38	8			Daisy ch to Pin 005 (A4)	CVVUCR	33	211121 P31	005	
-															
053	SPIRE SSW Ch29-32 . 32+		SSA.I	-	S060	021SS-38	8			SSW-C5	CVVUCR	33	211121 P31	053	
052	SPIRE SSW Ch29-32 . 32-		SSA.I	-	S060	021SS-38	8				CVVUCR	33	211121 P31	052	

Connector: 312200 J05 **Function:** SPIRE SVM CB2 (SPIRE Bundle 02) **Conn.-Type:** SCC340104401B032435P
Item: HSSVMCB2 **Location:** 27 / I/F CB ab. SVM Panel 7 (SPI/CCU CB) **Backshell:** 440 FS 110 M 24 03
EMC-Category: 2I/Sig H fr CVVFT to SVMCB

Pin	Signal Designation	Interface-Code Circuit	Signal	Pos.	Ch. ID	Wiring	Grouping: Shd	Cable	Twist	Comment	Target-Item	Location	Connector	Pin	New
005	SPIRE SSW Ch29-32 . 32gnd		SSA.I	-	S060	021SS-38	8			Daisy ch to Pin 005 (A4)	CVVUCR	33	211121 P31	005	
-	SPIRE SSW Ch29-32 . SHD02		SSA.I	-	S060	021SS-38	8			Cable S060 Shd daisy ch to Pin 05 (A4)	CVVUCR	33	211121 P31		
-															
-															
009	SPIRE SSW Ch33-36 . 33+		SSA.I	-	S062	021SS-38	9			SSW-C4	CVVUCR	33	211121 P31	009	
017	SPIRE SSW Ch33-36 . 33-		SSA.I	-	S062	021SS-38	9				CVVUCR	33	211121 P31	017	
005	SPIRE SSW Ch33-36 . 33gnd		SSA.I	-	S062	021SS-38	9			Daisy ch to Pin 005 (A4)	CVVUCR	33	211121 P31	005	
-															
018	SPIRE SSW Ch33-36 . 34+		SSA.I	-	S062	021SS-38	9			SSW-B5	CVVUCR	33	211121 P31	018	
028	SPIRE SSW Ch33-36 . 34-		SSA.I	-	S062	021SS-38	9				CVVUCR	33	211121 P31	028	
005	SPIRE SSW Ch33-36 . 34gnd		SSA.I	-	S062	021SS-38	9			Daisy ch to Pin 005 (A4)	CVVUCR	33	211121 P31	005	
-															
016	SPIRE SSW Ch33-36 . 35+		SSA.I	-	S062	021SS-38	9				CVVUCR	33	211121 P31	016	
027	SPIRE SSW Ch33-36 . 35-		SSA.I	-	S062	021SS-38	9			SSW-B4	CVVUCR	33	211121 P31	027	
005	SPIRE SSW Ch33-36 . 35gnd		SSA.I	-	S062	021SS-38	9			Daisy ch to Pin 005 (A4)	CVVUCR	33	211121 P31	005	
-															
040	SPIRE SSW Ch33-36 . 36+		SSA.I	-	S062	021SS-38	9			SSW-T2	CVVUCR	33	211121 P31	040	
039	SPIRE SSW Ch33-36 . 36-		SSA.I	-	S062	021SS-38	9				CVVUCR	33	211121 P31	039	
005	SPIRE SSW Ch33-36 . 36gnd		SSA.I	-	S062	021SS-38	9			Daisy ch to Pin 005 (A4)	CVVUCR	33	211121 P31	005	
-															
-	Faraday Link									Cable from P04 Faraday Shd con to Busbar					
-															
-															
036	SPIRE B02 GND Wire A3		SSX.-	-	S423	010B0-30				Con to Cable from P03 GND/Shds	CVVUCR	33	211121 P31	036	
-															
063	SPIRE SSW Spare1/2 . 1+			-						Not a wire, not routed in I Harness !!!					
075	SPIRE SSW Spare1/2 . 1-			-						Not a wire, not routed in I Harness !!!					
036	SPIRE SSW Spare1/2 . 1gnd			-						Not a wire, not routed in I Harness !!!					
-															
074	SPIRE SSW Spare1/2 . 2+			-						Not a wire, not routed in I Harness !!!					
073	SPIRE SSW Spare1/2 . 2-			-						Not a wire, not routed in I Harness !!!					

Pin Allocation List
(Harness)

Connector: 312200 J05 **Function:** SPIRE SVM CB2 (SPIRE Bundle 02) **Conn.-Type:** SCC340104401B032435P
Item: HSSVMCB2 **Location:** 27 / I/F CB ab. SVM Panel 7 (SPI/CCU CB) **Backshell:** 440 FS 110 M 24 03
EMC-Category: 2I/Sig H fr CVVFT to SVMCB

Pin	Signal Designation	Interface-Code Circuit	Signal	Pos.	Ch. ID	Wiring	Grouping: Shd	Cable	Twist	Comment	Target-Item	Location	Connector	Pin	New
036	SPIRE SSW Spare1/2 . 2gnd			-						Not a wire, not routed in I Harness !!!					
-															
026	SPIRE SSW Ch37-40 . 37+		SSA.I	-	S063	021SS-38	10				CVVUCR	33	211121 P31	026	
037	SPIRE SSW Ch37-40 . 37-		SSA.I	-	S063	021SS-38	10			SSW-G3	CVVUCR	33	211121 P31	037	
036	SPIRE SSW Ch37-40 . 37gnd		SSA.I	-	S063	021SS-38	10			Daisy ch to Pin 036 (A3)	CVVUCR	33	211121 P31	036	
-															
038	SPIRE SSW Ch37-40 . 38+		SSA.I	-	S063	021SS-38	10				CVVUCR	33	211121 P31	038	
049	SPIRE SSW Ch37-40 . 38-		SSA.I	-	S063	021SS-38	10			SSW-G4	CVVUCR	33	211121 P31	049	
036	SPIRE SSW Ch37-40 . 38gnd		SSA.I	-	S063	021SS-38	10			Daisy ch to Pin 036 (A3)	CVVUCR	33	211121 P31	036	
-															
048	SPIRE SSW Ch37-40 . 39+		SSA.I	-	S063	021SS-38	10				CVVUCR	33	211121 P31	048	
060	SPIRE SSW Ch37-40 . 39-		SSA.I	-	S063	021SS-38	10			SSW-DK2	CVVUCR	33	211121 P31	060	
036	SPIRE SSW Ch37-40 . 39gnd		SSA.I	-	S063	021SS-38	10			Daisy ch to Pin 036 (A3)	CVVUCR	33	211121 P31	036	
-															
059	SPIRE SSW Ch37-40 . 40+		SSA.I	-	S063	021SS-38	10				CVVUCR	33	211121 P31	059	
071	SPIRE SSW Ch37-40 . 40-		SSA.I	-	S063	021SS-38	10			SSW-F5	CVVUCR	33	211121 P31	071	
036	SPIRE SSW Ch37-40 . 40gnd		SSA.I	-	S063	021SS-38	10			Daisy ch to Pin 036 (A3)	CVVUCR	33	211121 P31	036	
036	SPIRE SSW Ch37-40 . SHD01		SSA.I	-	S063	021SS-38	10			Cable S063 Shd daisy ch to Pin 36 (A3)	CVVUCR	33	211121 P31		
-															
050	SPIRE SSW Ch41-42 . 41+		SSA.I	-	S064	021SS-38	11				CVVUCR	33	211121 P31	050	
061	SPIRE SSW Ch41-42 . 41-		SSA.I	-	S064	021SS-38	11			SSW-F4	CVVUCR	33	211121 P31	061	
036	SPIRE SSW Ch41-42 . 41gnd		SSA.I	-	S064	021SS-38	11			Daisy ch to Pin 036 (A3)	CVVUCR	33	211121 P31	036	
-															
062	SPIRE SSW Ch41-42 . 42+		SSA.I	-	S064	021SS-38	11				CVVUCR	33	211121 P31	062	
051	SPIRE SSW Ch41-42 . 42-		SSA.I	-	S064	021SS-38	11			SSW-E6	CVVUCR	33	211121 P31	051	
036	SPIRE SSW Ch41-42 . 42gnd		SSA.I	-	S064	021SS-38	11			Daisy ch to Pin 036 (A3)	CVVUCR	33	211121 P31	036	
036	SPIRE SSW Ch41-42 . SHD02		SSA.I	-	S064	021SS-38	10			Cable S064 Shd daisy ch to Pin 36 (A3)	CVVUCR	33	211121 P31		
-															
-	Faraday Link									Cable from P03 Faraday Shd con to Busbar					
-															
-															
082	SPIRE B02 GND Wire A5		SSX.-	-	S425	010B0-30				Con to Cable from P07 GND/Shds	CVVUCR	33	211121 P31	082	
-															
095	SPIRE SSW PTC Ch's . 1+		S3D.I	-	S053	021SS-38	13				CVVUCR	33	211121 P31	095	

Astrium GmbH	Pin Allocation List (Harness)	Doc.No.: HP-2-ASED-IC-0016
Project: HERSCHEL		Issue: 1.0 Date: 21.04.2004
		Sheet: PAL-7 (of 8)

Connector: 312200 J05 **Function:** SPIRE SVM CB2 (SPIRE Bundle 02) **Conn.-Type:** SCC340104401B032435P

Item: HSSVMCB2 **Location:** 27 / I/F CB ab. SVM Panel 7 (SPI/CCU CB) **Backshell:** 440 FS 110 M 24 03

EMC-Category: 2I/Sig H fr CVVFT to SVMCB

Pin	Signal Designation	Interface-Code Circuit	Signal	Pos.	Ch. ID	Wiring	Grouping: Shd	Cable	Twist	Comment	Target-Item	Location	Connector	Pin	New
084	SPIRE SSW PTC Ch's . 1-		S3D.I	-	S053	021SS-38	13			PTC-1	CVVUCR	33	211121 P31	084	
082	SPIRE SSW PTC Ch's . 1gnd		S3D.I	-	S053	021SS-38	13			Daisy ch to Pin 082 (B5)	CVVUCR	33	211121 P31	082	
-															
096	SPIRE SSW PTC Ch's . 2+		S3D.I	-	S053	021SS-38	13				CVVUCR	33	211121 P31	096	
085	SPIRE SSW PTC Ch's . 2-		S3D.I	-	S053	021SS-38	13			PTC-2	CVVUCR	33	211121 P31	085	
082	SPIRE SSW PTC Ch's . 2gnd		S3D.I	-	S053	021SS-38	13			Daisy ch to Pin 082 (B5)	CVVUCR	33	211121 P31	082	
-															
106	SPIRE SSW PTC Ch's . 3+		S3D.I	-	S053	021SS-38	13				CVVUCR	33	211121 P31	106	
107	SPIRE SSW PTC Ch's . 3-		S3D.I	-	S053	021SS-38	13			PTC-3	CVVUCR	33	211121 P31	107	
082	SPIRE SSW PTC Ch's . 3gnd		S3D.I	-	S053	021SS-38	13			Daisy ch to Pin 082 (B5)	CVVUCR	33	211121 P31	082	
-															
083	SPIRE SSW PTC (5MOhm) . Res+		S3D.I	-	S248	021SS-38	12				CVVUCR	33	211121 P31	083	
072	SPIRE SSW PTC (5MOhm) . Res-		S3D.I	-	S248	021SS-38	12			5M-1	CVVUCR	33	211121 P31	072	
082	SPIRE SSW PTC (5MOhm) . Rgnd		S3D.I	-	S248	021SS-38	12			Daisy ch to Pin 082 (B5)	CVVUCR	33	211121 P31	082	
-															
-	Faraday Link									Cable from P07 Faraday Shd con to Busbar					
-															
-															
001	Faraday Shield Pins									Connected to Bus Bar ECR0039 tbc					
002	Faraday Shield Pins									Connected to Bus Bar ECR0039 tbc					
003	Faraday Shield Pins									Connected to Bus Bar ECR0039 tbc					
005	Faraday Shield Pins									Connected to Bus Bar ECR0039 tbc					
006	Faraday Shield Pins									Connected to Bus Bar ECR0039 tbc					
007	Faraday Shield Pins									Connected to Bus Bar ECR0039 tbc					
008	Faraday Shield Pins									Connected to Bus Bar ECR0039 tbc					
014	Faraday Shield Pins									Connected to Bus Bar ECR0039 tbc					
015	Faraday Shield Pins									Connected to Bus Bar ECR0039 tbc					
024	Faraday Shield Pins									Connected to Bus Bar ECR0039 tbc					

Astrium GmbH	**Pin Allocation List** (Harness)	Doc.No.: HP-2-ASED-IC-0016
Project: HERSCHEL		Issue: 1.0 Date: 21.04.2004
		Sheet: PAL-8 (of 8)

Connector: 312200 J05 **Function:** SPIRE SVM CB2 (SPIRE Bundle 02) **Conn.-Type:** SCC340104401B032435P

Item: HSSVMCB2 **Location:** 27 / I/F CB ab. SVM Panel 7 (SPI/CCU CB) **Backshell:** 440 FS 110 M 24 03

EMC-Category: 2I/Sig H fr CVVFT to SVMCB

Pin	Signal Designation	Interface-Code Circuit	Signal	Pos.	Ch. ID	Wiring	Grouping: Shd	Cable	Twist	Comment	Target-Item	Location	Connector	Pin	New
025	Faraday Shield Pins									Connected to Bus Bar ECR0039 tbc					
035	Faraday Shield Pins									Connected to Bus Bar ECR0039 tbc					
093	Faraday Shield Pins									Connected to Bus Bar ECR0039 tbc					
094	Faraday Shield Pins									Connected to Bus Bar ECR0039 tbc					
104	Faraday Shield Pins									Connected to Bus Bar ECR0039 tbc					
105	Faraday Shield Pins									Connected to Bus Bar ECR0039 tbc					
114	Faraday Shield Pins									Connected to Bus Bar ECR0039 tbc					
115	Faraday Shield Pins									Connected to Bus Bar ECR0039 tbc					
121	Faraday Shield Pins									Connected to Bus Bar ECR0039 tbc					
122	Faraday Shield Pins									Connected to Bus Bar ECR0039 tbc					
123	Faraday Shield Pins									Connected to Bus Bar ECR0039 tbc					
124	Faraday Shield Pins									Connected to Bus Bar ECR0039 tbc					
125	Faraday Shield Pins									Connected to Bus Bar ECR0039 tbc					
126	Faraday Shield Pins									Connected to Bus Bar ECR0039 tbc					
127	Faraday Shield Pins									Connected to Bus Bar ECR0039 tbc					
-															
CH	Connector Housing									CH isolated from Faraday Shd					
-	Insulating Jacket									Insulating jacket between Bundle Overall Shd and Faraday Shd					
-	Overall Shd									Bundel Overall Shd con to Backshell					

Astrium GmbH	Pin Allocation List (Harness)	Doc.No.: HP-2-ASED-IC-0016
Project: HERSCHEL	For wiring Schematic See SH-IS-03 CVVUCR P26	Issue: 1.0 Date: 21.04.2004
		Sheet: PAL-1 (of 9)

Connector: 312100 J04 **Function:** SPIRE SVM CB1 (SPIRE Bundle 03) **Conn.-Type:** SCC340104401B032435P

Item: HSSVMCB1 **Location:** 27 / I/F CB ab. SVM Panel 7 (SPI/CCU CB) **Backshell:** 440 FS 110 M 24 03

EMC-Category: 2I/Sig H fr CVVFT to SVMCB

Pin	Signal Designation	Interface-Code Circuit	Signal	Pos.	Ch. ID	Wiring	Grouping: Shd	Cable	Twist	Comment	Target-Item	Location	Connector	Pin	New
036	SPIRE PSW_JFETV GND A1		SPX.-	-	S431	010B0-30				GND Wire A1 con to cable 176-185 Shd	CVVUCR	33	211121 P26	036	
-															
026	SPIRE PSW_JFETV1_A . A+		SPL.I	-	S176	021BS-38	1				CVVUCR	33	211121 P26	026	
037	SPIRE PSW_JFETV1_A . A-		SPL.I	-	S176	021BS-38	1				CVVUCR	33	211121 P26	037	
036	SPIRE PSW_JFETV1_A . SHD01		SPL.I	-	S176	021BS-38	1			Cabel S176 daisy ch to Pin 36 at CVV side (A1)	CVVUCR	33	211121 P26	036	
-															
038	SPIRE PSW_JFETV2_A . A+		SPL.I	-	S177	021BS-38	2				CVVUCR	33	211121 P26	038	
049	SPIRE PSW_JFETV2_A . A-		SPL.I	-	S177	021BS-38	2				CVVUCR	33	211121 P26	049	
036	SPIRE PSW_JFETV2_A . SHD02		SPL.I	-	S177	021BS-38	2			Cabel S177 Shd daisy ch to Pin 36 at CVV side (A1)	CVVUCR	33	211121 P26	036	
-															
048	SPIRE PSW_JFETV3_A . A+		SPL.I	-	S178	021BS-38	3				CVVUCR	33	211121 P26	048	
060	SPIRE PSW_JFETV3_A . A-		SPL.I	-	S178	021BS-38	3				CVVUCR	33	211121 P26	060	
036	SPIRE PSW_JFETV3_A . SHD03		SPL.I	-	S178	021BS-38	3			Cabel S178 Shd daisy ch to Pin 36 at CVV side (A1)	CVVUCR	33	211121 P26	036	
-															
059	SPIRE PSW_JFETV4_A . A+		SPL.I	-	S179	021BS-38	4				CVVUCR	33	211121 P26	059	
071	SPIRE PSW_JFETV4_A . A-		SPL.I	-	S179	021BS-38	4				CVVUCR	33	211121 P26	071	
036	SPIRE PSW_JFETV4_A . SHD04		SPL.I	-	S179	021BS-38	4			Cabel S179 Shd daisy ch to Pin 36 at CVV side (A1)	CVVUCR	33	211121 P26	036	
-															
050	SPIRE PSW_JFETV5_A . A+		SPL.I	-	S180	021BS-38	5				CVVUCR	33	211121 P26	050	
061	SPIRE PSW_JFETV5_A . A-		SPL.I	-	S180	021BS-38	5				CVVUCR	33	211121 P26	061	
036	SPIRE PSW_JFETV5_A . SHD05		SPL.I	-	S180	021BS-38	5			Cabel S180 Shd daisy ch to Pin 36 at CVV side (A1)	CVVUCR	33	211121 P26	036	
-															
062	SPIRE PSW_JFETV6_A . A+		SPL.I	-	S181	021BS-38	6				CVVUCR	33	211121 P26	062	
051	SPIRE PSW_JFETV6_A . A-		SPL.I	-	S181	021BS-38	6				CVVUCR	33	211121 P26	051	
036	SPIRE PSW_JFETV6_A . SHD06		SPL.I	-	S181	021BS-38	6			Cabel S181 Shd daisy ch to Pin 36 at CVV side (A1)	CVVUCR	33	211121 P26	036	
-															
063	SPIRE PSW_Bias1/2_A . A+		SPK.I	-	S183	021BS-38	7				CVVUCR	33	211121 P26	063	
075	SPIRE PSW_Bias1/2_A . A-		SPK.I	-	S183	021BS-38	7				CVVUCR	33	211121 P26	075	
036	SPIRE PSW_Bias1/2_A . SHD07		SPK.I	-	S183	021BS-38	7			Cabel S183 Shd daisy ch to Pin 36 at CVV side (A1)	CVVUCR	33	211121 P26	036	
-															
074	SPIRE PSW_Bias3/4_A . A+		SPK.I	-	S184	021BS-38	8				CVVUCR	33	211121 P26	074	
073	SPIRE PSW_Bias3/4_A . A-		SPK.I	-	S184	021BS-38	8				CVVUCR	33	211121 P26	073	

Astrium GmbH	**Pin Allocation List** (Harness)	Doc.No.: HP-2-ASED-IC-0016
Project: HERSCHEL		Issue: 1.0 Date: 21.04.2004
		Sheet: PAL-2 (of 9)

Connector: 312100 J04 **Function:** SPIRE SVM CB1 (SPIRE Bundle 03) **Conn.-Type:** SCC340104401B032435P

Item: HSSVMCB1 **Location:** 27 / I/F CB ab. SVM Panel 7 (SPI/CCU CB) **Backshell:** 440 FS 110 M 24 03

EMC-Category: 2I/Sig H fr CVVFT to SVMCB

Pin	Signal Designation	Interface-Code Circuit	Signal	Pos.	Ch. ID	Wiring	Grouping: Shd	Cable	Twist	Comment	Target-Item	Location	Connector	Pin	New
036	SPIRE PSW_Bias3/4_A . SHD08		SPK.I	-	S184	021BS-38	8			Cabel S184 Shd daisy ch to Pin 36 at CVV side (A1)	CVVUCR	33	211121 P26	036	
-															
083	SPIRE PSW_Bias5/6_A . A+		SPK.I	-	S185	021BS-38	9				CVVUCR	33	211121 P26	083	
072	SPIRE PSW_Bias5/6_A . A-		SPK.I	-	S185	021BS-38	9				CVVUCR	33	211121 P26	072	
036	SPIRE PSW_Bias5/6_A . SHD09		SPK.I	-	S185	021BS-38	9			Cabel S185 Shd daisy ch to Pin 36 at CVV side (A1)	CVVUCR	33	211121 P26	036	
-															
095	SPIRE PSW_Heater_A1 . A1+		SPM.-	-	S186	021SS-38	10				CVVUCR	33	211121 P26	095	
084	SPIRE PSW_Heater_A1 . A1-		SPM.-	-	S186	021SS-38	10				CVVUCR	33	211121 P26	084	
105	SPIRE PSW_Heater_A1 . SHD10		SPM.-	-	S186	021SS-38	10			Cable Shd routed to Pin 105 at CVV side (routed as Gnd Wire B1)	CVVUCR	33	211121 P26	105	
-															
096	SPIRE PSW_Heater_A2 . A2+		SPM.-	-	S187	021SS-38	11				CVVUCR	33	211121 P26	096	
085	SPIRE PSW_Heater_A2 . A2-		SPM.-	-	S187	021SS-38	11				CVVUCR	33	211121 P26	085	
105	SPIRE PSW_Heater_A2 . SHD11		SPM.-	-	S187	021SS-38	11			Cable Shd routed to Pin 105 at CVV side (routed as Gnd Wire B1)	CVVUCR	33	211121 P26	105	
-															
106	SPIRE PSW_Heater_A3 . A3+		SPM.-	-	S188	021SS-38	12				CVVUCR	33	211121 P26	106	
107	SPIRE PSW_Heater_A3 . A3-		SPM.-	-	S188	021SS-38	12				CVVUCR	33	211121 P26	107	
105	SPIRE PSW_Heater_A3 . SHD12		SPM.-	-	S188	021SS-38	12			Cable Shd routed to Pin 105 at CVV side (B1)	CVVUCR	33	211121 P26	105	
-															
105	SPIRE PSW_HTR GND B1		SPX.-	-	S432	010B0-30				Sum of Cable SHDs, not a Wire at J side	CVVUCR	33	211121 P26	105	
-															
-	Faraday Link									Cable from P25 Faraday Shd con to Busbar ECR0039tbc					
-															
-															
001	SPIRE PSW_JFETV GND A3		SPX.-	-	S433	010B0-30				GND Wire A3 con to cable 205-214 Shd	CVVUCR	33	211121 P26	001	
-															
042	SPIRE PSW_JFETV1_B . B+		SPL.I	-	S205	021BS-38	17				CVVUCR	33	211121 P26	042	
054	SPIRE PSW_JFETV1_B . B-		SPL.I	-	S205	021BS-38	17				CVVUCR	33	211121 P26	054	
001	SPIRE PSW_JFETV1_B . SHD01		SPL.I	-	S205	021BS-38	17			Cabel S205 Shd daisy ch to Pin 01 at CVV side (A3)	CVVUCR	33	211121 P26	001	
-															
053	SPIRE PSW_JFETV2_B . B+		SPL.I	-	S206	021BS-38	18				CVVUCR	33	211121 P26	053	

Astrium GmbH	Pin Allocation List (Harness)	Doc.No.: HP-2-ASED-IC-0016
Project: HERSCHEL		Issue: 1.0 Date: 21.04.2004
		Sheet: PAL-3 (of 9)

Connector: 312100 J04 **Function:** SPIRE SVM CB1 (SPIRE Bundle 03) **Conn.-Type:** SCC340104401B032435P

Item: HSSVMCB1 **Location:** 27 / I/F CB ab. SVM Panel 7 (SPI/CCU CB) **Backshell:** 440 FS 110 M 24 03

EMC-Category: 2I/Sig H fr CVVFT to SVMCB

Pin	Signal Designation	Interface-Code Circuit	Signal	Pos.	Ch. ID	Wiring	Grouping: Shd	Cable	Twist	Comment	Target-Item	Location	Connector	Pin	New
052	SPIRE PSW_JFETV2_B . B-		SPL.I	-	S206	021BS-38	18				CVVUCR	33	211121 P26	052	
001	SPIRE PSW_JFETV2_B . SHD02		SPL.I	-	S206	021BS-38	18			Cabel S206 Shd daisy ch to Pin 01 at CVV side (A3)	CVVUCR	33	211121 P26	001	
-															
041	SPIRE PSW_JFETV3_B . B+		SPL.I	-	S207	021BS-38	19				CVVUCR	33	211121 P26	041	
030	SPIRE PSW_JFETV3_B . B-		SPL.I	-	S207	021BS-38	19				CVVUCR	33	211121 P26	030	
001	SPIRE PSW_JFETV3_B . SHD03		SPL.I	-	S207	021BS-38	19			Cabel S207 Shd daisy ch to Pin 01 at CVV side (A3)	CVVUCR	33	211121 P26	001	
-															
010	SPIRE PSW_JFETV4_B . B+		SPL.I	-	S208	021BS-38	20				CVVUCR	33	211121 P26	010	
011	SPIRE PSW_JFETV4_B . B-		SPL.I	-	S208	021BS-38	20				CVVUCR	33	211121 P26	011	
001	SPIRE PSW_JFETV4_B . SHD04		SPL.I	-	S208	021BS-38	20			Cabel S208 Shd daisy ch to Pin 01 at CVV side (A3)	CVVUCR	33	211121 P26	001	
-															
019	SPIRE PSW_JFETV5_B . B+		SPL.I	-	S209	021BS-38	21				CVVUCR	33	211121 P26	019	
029	SPIRE PSW_JFETV5_B . B-		SPL.I	-	S209	021BS-38	21				CVVUCR	33	211121 P26	029	
001	SPIRE PSW_JFETV5_B . SHD05		SPL.I	-	S209	021BS-38	21			Cabel S209 Shd daisy ch to Pin 01 at CVV side (A3)	CVVUCR	33	211121 P26	001	
-															
016	SPIRE PSW_JFETV6_B . B+		SPL.I	-	S210	021BS-38	22				CVVUCR	33	211121 P26	016	
027	SPIRE PSW_JFETV6_B . B-		SPL.I	-	S210	021BS-38	22				CVVUCR	33	211121 P26	027	
001	SPIRE PSW_JFETV6_B . SHD06		SPL.I	-	S210	021BS-38	22			Cabel S210 Shd daisy ch to Pin 01 at CVV side (A3)	CVVUCR	33	211121 P26	001	
-															
040	SPIRE PSW_Bias1/2_B . B+		SPK.I	-	S212	021BS-38	14				CVVUCR	33	211121 P26	040	
039	SPIRE PSW_Bias1/2_B . B-		SPK.I	-	S212	021BS-38	14				CVVUCR	33	211121 P26	039	
001	SPIRE PSW_Bias1/2_B . SHD07		SPK.I	-	S212	021BS-38	14			Cabel S212 Shd daisy ch to Pin 01 at CVV side (A3)	CVVUCR	33	211121 P26	001	
-															
018	SPIRE PSW_Bias3/4_B . B+		SPK.I	-	S213	021BS-38	15				CVVUCR	33	211121 P26	018	
028	SPIRE PSW_Bias3/4_B . B-		SPK.I	-	S213	021BS-38	15				CVVUCR	33	211121 P26	028	
001	SPIRE PSW_Bias3/4_B . SHD08		SPK.I	-	S213	021BS-38	15			Cabel S213 Shd daisy ch to Pin 01 at CVV side (A3)	CVVUCR	33	211121 P26	001	
-															
009	SPIRE PSW_Bias5/6_B . B+		SPK.I	-	S214	021BS-38	16				CVVUCR	33	211121 P26	009	
017	SPIRE PSW_Bias5/6_B . B-		SPK.I	-	S214	021BS-38	16				CVVUCR	33	211121 P26	017	
001	SPIRE PSW_Bias5/6_B . SHD09		SPK.I	-	S214	021BS-38	16			Cabel S214 Shd daisy ch to Pin 01 at CVV side (A3)	CVVUCR	33	211121 P26	001	
-															
-															

Pin Allocation List
(Harness)

Connector: 312100 J04
Item: HSSVMCB1
EMC-Category: 2I/Sig H fr CVVFT to SVMCB

Function: SPIRE SVM CB1 (SPIRE Bundle 03)
Location: 27 / I/F CB ab. SVM Panel 7 (SPI/CCU CB)

Conn.-Type: SCC340104401B032435P
Backshell: 440 FS 110 M 24 03

Pin	Signal Designation	Interface-Code Circuit	Signal	Pos.	Ch. ID	Wiring	Grouping: Shd	Cable	Twist	Comment	Target-Item	Location	Connector	Pin	New
005	SPIRE PSW_HTR GND B3		SPX.-	-	S434	010B0-30				Sum of Cable SHDs, not a Wire at J side	CVVUCR	33	211121 P26	005	
-															
013	SPIRE PSW_Heater_B1 . B1+		SPM.-	-	S215	021SS-38	23				CVVUCR	33	211121 P26	013	
012	SPIRE PSW_Heater_B1 . B1-		SPM.-	-	S215	021SS-38	23				CVVUCR	33	211121 P26	012	
005	SPIRE PSW_Heater_B1 . SHD10		SPM.-	-	S215	021SS-38	23			Cable Shd routed to Pin 005 at CVV side (routed as Gnd Wire B2)	CVVUCR	33	211121 P26	005	
-															
021	SPIRE PSW_Heater_B2 . B2+		SPM.-	-	S216	021SS-38	24				CVVUCR	33	211121 P26	021	
020	SPIRE PSW_Heater_B2 . B2-		SPM.-	-	S216	021SS-38	24				CVVUCR	33	211121 P26	020	
005	SPIRE PSW_Heater_B2 . SHD11		SPM.-	-	S216	021SS-38	24			Cable Shd routed to Pin 005 at CVV side (routed as Gnd Wire B2)	CVVUCR	33	211121 P26	005	
-															
031	SPIRE PSW_Heater_B3 . B3+		SPM.-	-	S217	021SS-38	25				CVVUCR	33	211121 P26	031	
043	SPIRE PSW_Heater_B3 . B3-		SPM.-	-	S217	021SS-38	25				CVVUCR	33	211121 P26	043	
005	SPIRE PSW_Heater_B3 . SHD12		SPM.-	-	S217	021SS-38	25			Cable Shd routed to Pin 005 at CVV side (B2)	CVVUCR	33	211121 P26	005	
-															
-	Faraday Link									Cable from P26 Faraday Shd con to Busbar ECR0039tbc					
-															
-															
064	SPIRE PMW_ GND A2		SPX.-	-	S435	010B0-30				GND Wire A2 con to cable 190-195 Shd	CVVUCR	33	211121 P26	064	
-															
086	SPIRE PMW_JFETV1_A . A+		SPH.I	-	S190	021BS-38	34				CVVUCR	33	211121 P26	086	
087	SPIRE PMW_JFETV1_A . A-		SPH.I	-	S190	021BS-38	34				CVVUCR	33	211121 P26	087	
064	SPIRE PMW_JFETV1_A . SHD01		SPH.I	-	S190	021BS-38	34			Cabel S190 Shd daisy ch to Pin 64 at CVV side (A2)	CVVUCR	33	211121 P26	064	
-															
097	SPIRE PMW_JFETV2_A . A+		SPH.I	-	S191	021BS-38	35				CVVUCR	33	211121 P26	097	
098	SPIRE PMW_JFETV2_A . A-		SPH.I	-	S191	021BS-38	35				CVVUCR	33	211121 P26	098	
064	SPIRE PMW_JFETV2_A . SHD02		SPH.I	-	S191	021BS-38	35			Cabel S191 Shd daisy ch to Pin 64 at CVV side (A2)	CVVUCR	33	211121 P26	064	
-															
108	SPIRE PMW_JFETV3_A . A+		SPH.I	-	S192	021BS-38	36				CVVUCR	33	211121 P26	108	
109	SPIRE PMW_JFETV3_A . A-		SPH.I	-	S192	021BS-38	36				CVVUCR	33	211121 P26	109	
064	SPIRE PMW_JFETV3_A . SHD03		SPH.I	-	S192	021BS-38	36			Cabel S192 Shd daisy ch to Pin 64 at CVV side (A	CVVUCR	33	211121 P26	064	

Connector: 312100 J04 **Function:** SPIRE SVM CB1 (SPIRE Bundle 03) **Conn.-Type:** SCC340104401B032435P

Item: HSSVMCB1 **Location:** 27 / I/F CB ab. SVM Panel 7 (SPI/CCU CB) **Backshell:** 440 FS 110 M 24 03

EMC-Category: 2I/Sig H fr CVVFT to SVMCB

Pin	Signal Designation	Interface-Code Circuit	Signal	Pos.	Ch. ID	Wiring	Grouping: Shd	Cable	Twist	Comment	Target-Item	Location	Connector	Pin	New	
-																
116	SPIRE PMW_JFETV4_A . A+		SPH.I	-	S193	021BS-38	37				CVVUCR	33	211121 P26	116		
117	SPIRE PMW_JFETV4_A . A-		SPH.I	-	S193	021BS-38	37				CVVUCR	33	211121 P26	117		
064	SPIRE PMW_JFETV4_A . SHD04		SPH.I	-	S193	021BS-38	37			Cabel S193 Shd daisy ch to Pin 64 at CVV side (A2)	CVVUCR	33	211121 P26	064		
-																
076	SPIRE PMW_Bias1/2_A . A+		SPG.I	-	S194	021BS-38	32				CVVUCR	33	211121 P26	076		
077	SPIRE PMW_Bias1/2_A . A-		SPG.I	-	S194	021BS-38	32				CVVUCR	33	211121 P26	077		
064	SPIRE PMW_Bias1/2_A . SHD05		SPG.I	-	S194	021BS-38	32			Cabel S194 Shd daisy ch to Pin 64 at CVV side (A2)	CVVUCR	33	211121 P26	064		
-																
088	SPIRE PMW_Bias3/4_A . A+		SPG.I	-	S195	021BS-38	33				CVVUCR	33	211121 P26	088		
089	SPIRE PMW_Bias3/4_A . A-		SPG.I	-	S195	021BS-38	33				CVVUCR	33	211121 P26	089		
064	SPIRE PMW_Bias3/4_A . SHD06		SPG.I	-	S195	021BS-38	33			Cabel S195 Shd daisy ch to Pin 64 at CVV side (A2)	CVVUCR	33	211121 P26	064		
-																
-																
114	SPIRE HTR GND B2		SPX.-	-	S436	010B0-30				Sum of Cable SHDs, not a Wire at J side PAGE 132 to be clarified !!	CVVUCR	33	211121 P26	114		
-																
103	SPIRE PMW_Heater_A1 . A1+		SPJ.-	-	S197	021SS-38	38				CVVUCR	33	211121 P26	103		
113	SPIRE PMW_Heater_A1 . A1-		SPJ.-	-	S197	021SS-38	38				CVVUCR	33	211121 P26	113		
114	SPIRE PMW_Heater_A1 . SHD07		SPJ.-	-	S197	021SS-38	38			Cable Shd routed to Pin 114 at CVV side (routed as Gnd Wire B2)	CVVUCR	33	211121 P26	114		
-																
102	SPIRE PMW_Heater_A2 . A2+		SPJ.-	-	S198	021SS-38	39				CVVUCR	33	211121 P26	102		
101	SPIRE PMW_Heater_A2 . A2-		SPJ.-	-	S198	021SS-38	39				CVVUCR	33	211121 P26	101		
114	SPIRE PMW_Heater_A2 . SHD08		SPJ.-	-	S198	021SS-38	39			Cable Shd routed to Pin 114 at CVV side (routed as Gnd Wire B2)	CVVUCR	33	211121 P26	114		
-																
092	SPIRE PLW_Heater_A . A+		SPF.-	-	S199	021SS-38	31				CVVUCR	33	211121 P26	092		
104	SPIRE PLW_Heater_A . A-		SPF.-	-	S199	021SS-38	31				CVVUCR	33	211121 P26	104		
114	SPIRE PLW_Heater_A . SHD09		SPF.-	-	S199	021SS-38	31			Cable Shd routed to Pin 093 at CVV side (routed as Gnd Wire D2)	CVVUCR	33	211121 P26	114	3.	3.
-																
-																
99	SPIRE PLW_JFETV1_A . A+		SPE.I	-	S200	021BS-38	29				CVVUCR	33	211121 P26	99		

Astrium GmbH	**Pin Allocation List** (Harness)	Doc.No.: HP-2-ASED-IC-0016
Project: HERSCHEL		Issue: 1.0 Date: 21.04.2004
		Sheet: PAL-6 (of 9)

Connector: 312100 J04 **Function:** SPIRE SVM CB1 (SPIRE Bundle 03) **Conn.-Type:** SCC340104401B032435P

Item: HSSVMCB1 **Location:** 27 / I/F CB ab. SVM Panel 7 (SPI/CCU CB) **Backshell:** 440 FS 110 M 24 03

EMC-Category: 2I/Sig H fr CVVFT to SVMCB

Pin	Signal Designation	Interface-Code Circuit	Signal	Pos.	Ch. ID	Wiring	Grouping: Shd	Cable	Twist	Comment	Target-Item	Location	Connector	Pin	New
100	SPIRE PLW_JFETV1_A . A-		SPE.I	-	S200	021BS-38	29				CVVUCR	33	211121 P26	100	
128	SPIRE PLW_JFETV1_A . SHD10		SPE.I	-	S200	021BS-38	29			Cabel S200 Shd daisy ch to Pin 128 at CVV side (C2)	CVVUCR	33	211121 P26	128	
-															
110	SPIRE PLW_JFETV2_A . A+		SPE.I	-	S201	021BS-38	30				CVVUCR	33	211121 P26	110	
111	SPIRE PLW_JFETV2_A . A-		SPE.I	-	S201	021BS-38	30				CVVUCR	33	211121 P26	111	
128	SPIRE PLW_JFETV2_A . SHD11		SPE.I	-	S201	021BS-38	30			Cabel S201Shd daisy ch to Pin 128 at CVV side (C2)	CVVUCR	33	211121 P26	128	
-															
118	SPIRE PLW_Bias1_A . A+		SPD.I	-	S202	021BS-38	27				CVVUCR	33	211121 P26	118	
119	SPIRE PLW_Bias1_A . A-		SPD.I	-	S202	021BS-38	27				CVVUCR	33	211121 P26	119	
128	SPIRE PLW_Bias1_A . SHD12		SPD.I	-	S202	021BS-38	27			Cabel Shd daisy ch to Pin 128 at CVV side (C2)	CVVUCR	33	211121 P26	128	
-															
112	SPIRE PLW_Bias2_A . A+		SPD.I	-	S203	021BS-38	28				CVVUCR	33	211121 P26	112	
120	SPIRE PLW_Bias2_A . A-		SPD.I	-	S203	021BS-38	28				CVVUCR	33	211121 P26	120	
128	SPIRE PLW_Bias2_A . SHD13		SPD.I	-	S203	021BS-38	28			Cabel Shd daisy ch to Pin 128 at CVV side (C2)	CVVUCR	33	211121 P26	128	
-															
128	SPIRE PLW GND C2		SPX.-	-	S437	010B0-30				GND Wire C2 con to Cable SHDs	CVVUCR	33	211121 P26	128	
-															
-	Faraday Link									Cable from P27 Faraday Shd con to Busbar ECR0039tbc					
-															
-															
006	SPIRE PMW_ GND A4		SPX.-	-	S438	010B0-30				GND Wire A4 con to P28 SHDs	CVVUCR	33	211121 P26	006	
-															
007	SPIRE PMW_JFETV1_B . B+		SPH.I	-	S219	021BS-38	49				CVVUCR	33	211121 P26	007	
014	SPIRE PMW_JFETV1_B . B-		SPH.I	-	S219	021BS-38	49				CVVUCR	33	211121 P26	014	
006	SPIRE PMW_JFETV1_B . SHD01		SPH.I	-	S219	021BS-38	49			Cabel Shd daisy ch to Pin 06 at CVV side (A4)	CVVUCR	33	211121 P26	006	
-															
024	SPIRE PMW_JFETV2_B . B+		SPH.I	-	S220	021BS-38	50				CVVUCR	33	211121 P26	024	
035	SPIRE PMW_JFETV2_B . B-		SPH.I	-	S220	021BS-38	50				CVVUCR	33	211121 P26	035	
006	SPIRE PMW_JFETV2_B . SHD02		SPH.I	-	S220	021BS-38	50			Cabel Shd daisy ch to Pin 06 at CVV side (A4)	CVVUCR	33	211121 P26	006	
-															
023	SPIRE PMW_JFETV3_B . B+		SPH.I	-	S221	021BS-38	51				CVVUCR	33	211121 P26	023	
034	SPIRE PMW_JFETV3_B . B-		SPH.I	-	S221	021BS-38	51				CVVUCR	33	211121 P26	034	

Pin Allocation List
(Harness)

Connector: 312100 J04 **Function:** SPIRE SVM CB1 (SPIRE Bundle 03) **Conn.-Type:** SCC340104401B032435P

Item: HSSVMCB1 **Location:** 27 / I/F CB ab. SVM Panel 7 (SPI/CCU CB) **Backshell:** 440 FS 110 M 24 03

EMC-Category: 2I/Sig H fr CVVFT to SVMCB

Pin	Signal Designation	Interface-Code Circuit	Signal	Pos.	Ch. ID	Wiring	Grouping: Shd	Cable	Twist	Comment	Target-Item	Location	Connector	Pin	New
006	SPIRE PMW_JFETV3_B . SHD03		SPH.I	-	S221	021BS-38	51			Cabel Shd daisy ch to Pin 06 at CVV side (A4)	CVVUCR	33	211121 P26	006	
-															
033	SPIRE PMW_JFETV4_B . B+		SPH.I	-	S222	021BS-38	52				CVVUCR	33	211121 P26	033	
045	SPIRE PMW_JFETV4_B . B-		SPH.I	-	S222	021BS-38	52				CVVUCR	33	211121 P26	045	
006	SPIRE PMW_JFETV4_B . SHD04		SPH.I	-	S222	021BS-38	52			Cabel Shd daisy ch to Pin 06 at CVV side (A4)	CVVUCR	33	211121 P26	006	
-															
044	SPIRE PMW_Bias1/2_B . B+		SPG.I	-	S223	021BS-38	47				CVVUCR	33	211121 P26	044	
056	SPIRE PMW_Bias1/2_B . B-		SPG.I	-	S223	021BS-38	47				CVVUCR	33	211121 P26	056	
006	SPIRE PMW_Bias1/2_B . SHD05		SPG.I	-	S223	021BS-38	47			Cabel Shd daisy ch to Pin 06 at CVV side (A4)	CVVUCR	33	211121 P26	006	
-															
022	SPIRE PMW_Bias3/4_B . B+		SPG.I	-	S224	021BS-38	48				CVVUCR	33	211121 P26	022	
032	SPIRE PMW_Bias3/4_B . B-		SPG.I	-	S224	021BS-38	48				CVVUCR	33	211121 P26	032	
006	SPIRE PMW_Bias3/4_B . SHD06		SPG.I	-	S224	021BS-38	48			Cabel Shd daisy ch to Pin 06 at CVV side (A4)	CVVUCR	33	211121 P26	006	
-															
-															
055	SPIRE PMW_Heater_B1 . B1+		SPJ.-	-	S226	021SS-38	53				CVVUCR	33	211121 P26	055	
066	SPIRE PMW_Heater_B1 . B1-		SPJ.-	-	S226	021SS-38	53				CVVUCR	33	211121 P26	066	
065	SPIRE PMW_Heater_B1 . SHD07		SPJ.-	-	S226	021SS-38	53			Cable Shd routed to Pin 65 at CVV side (routed as Gnd Wire D4)	CVVUCR	33	211121 P26	065	
-															
067	SPIRE PMW_Heater_B2 . B2+		SPJ.-	-	S227	021SS-38	54				CVVUCR	33	211121 P26	067	
078	SPIRE PMW_Heater_B2 . B2-		SPJ.-	-	S227	021SS-38	54				CVVUCR	33	211121 P26	078	
065	SPIRE PMW_Heater_B2 . SHD08		SPJ.-	-	S227	021SS-38	54			Cable Shd routed to Pin 65 at CVV side (routed as Gnd Wire D4)	CVVUCR	33	211121 P26	065	
-															
090	SPIRE PLW_Heater_B . B+		SPF.-	-	S228	021SS-38	46				CVVUCR	33	211121 P26	090	
079	SPIRE PLW_Heater_B . B-		SPF.-	-	S228	021SS-38	46				CVVUCR	33	211121 P26	079	
065	SPIRE PLW_Heater_B . SHD09		SPF.-	-	S228	021SS-38	46			Cable Shd routed to Pin 65 at CVV side (routed as Gnd Wire D4)	CVVUCR	33	211121 P26	065	
-															
-															
091	SPIRE PLW_ GND C4		SPX.-	-	S440	010B0-30				GND Wire C4 con to Cable SHDs	CVVUCR	33	211121 P26	091	
-															

Pin Allocation List
(Harness)

Connector: 312100 J04 **Function:** SPIRE SVM CB1 (SPIRE Bundle 03) **Conn.-Type:** SCC340104401B032435P

Item: HSSVMCB1 **Location:** 27 / I/F CB ab. SVM Panel 7 (SPI/CCU CB) **Backshell:** 440 FS 110 M 24 03

EMC-Category: 2I/Sig H fr CVVFT to SVMCB

Pin	Signal Designation	Interface-Code Circuit	Signal	Pos.	Ch. ID	Wiring	Grouping: Shd	Cable	Twist	Comment	Target-Item	Location	Connector	Pin	New
070	SPIRE PLW_JFETV1_B . B+		SPE.I	-	S229	021BS-38	44				CVVUCR	33	211121 P26	070	
081	SPIRE PLW_JFETV1_B . B-		SPE.I	-	S229	021BS-38	44				CVVUCR	33	211121 P26	081	
091	SPIRE PLW_JFETV1_B . SHD10		SPE.I	-	S229	021BS-38	44			Cabel S229 Shd daisy ch to Pin 91 at CVV side (C4)	CVVUCR	33	211121 P26	091	
-															
069	SPIRE PLW_JFETV2_B . B+		SPE.I	-	S230	021BS-38	45				CVVUCR	33	211121 P26	069	
080	SPIRE PLW_JFETV2_B . B-		SPE.I	-	S230	021BS-38	45				CVVUCR	33	211121 P26	080	
091	SPIRE PLW_JFETV2_B . SHD11		SPE.I	-	S230	021BS-38	45			Cabel S230 Shd daisy ch to Pin 91 at CVV side (C4)	CVVUCR	33	211121 P26	091	
-															
068	SPIRE PLW_Bias1_B . B+		SPD.I	-	S231	021BS-38	42				CVVUCR	33	211121 P26	068	
057	SPIRE PLW_Bias1_B . B-		SPD.I	-	S231	021BS-38	42				CVVUCR	33	211121 P26	057	
091	SPIRE PLW_Bias1_B . SHD12		SPD.I	-	S231	021BS-38	42			Cabel S231 Shd daisy ch to Pin 91 at CVV side (C4)	CVVUCR	33	211121 P26	091	
-															
058	SPIRE PLW_Bias2_B . B+		SPD.I	-	S232	021BS-38	43				CVVUCR	33	211121 P26	058	
046	SPIRE PLW_Bias2_B . B-		SPD.I	-	S232	021BS-38	43				CVVUCR	33	211121 P26	046	
091	SPIRE PLW_Bias2_B . SHD13		SPD.I	-	S232	021BS-38	43			Cabel S232Shd daisy ch to Pin 91 at CVV side (C4)	CVVUCR	33	211121 P26	091	
-															
-	Faraday Link									Cable from P28 Faraday Shd con to Busbar ECR0039tbc					
-															
-															
002	Faraday Shd Pins			-						Connected to Busbar ECR 0039 tbc					
003	Faraday Shd Pins			-						Connected to Busbar ECR 0039 tbc					
004	Faraday Shd Pins			-						Connected to Busbar ECR 0039 tbc					
005	Faraday Shd Pins			-						Connected to Busbar ECR 0039 tbc					
007	Faraday Shd Pins			-						Connected to Busbar ECR 0039 tbc					
008	Faraday Shd Pins			-						Connected to Busbar ECR 0039 tbc					
015	Faraday Shd Pins			-						Connected to Busbar ECR 0039 tbc					
025	Faraday Shd Pins			-						Connected to Busbar ECR 0039 tbc					

Pin Allocation List
(Harness)

Connector: 312100 J04 **Function:** SPIRE SVM CB1 (SPIRE Bundle 03) **Conn.-Type:** SCC340104401B032435P
Item: HSSVMCB1 **Location:** 27 / I/F CB ab. SVM Panel 7 (SPI/CCU CB) **Backshell:** 440 FS 110 M 24 03
EMC-Category: 2I/Sig H fr CVVFT to SVMCB

Pin	Signal Designation	Interface-Code Circuit	Signal	Pos.	Ch. ID	Wiring	Grouping: Shd	Cable	Twist	Comment	Target-Item	Location	Connector	Pin	New
047	Faraday Shd Pins			-						Connected to Busbar ECR 0039 tbc					
065	Faraday Shd Pins			-						Connected to Busbar ECR 0039 tbc					
082	Faraday Shd Pins			-						Connected to Busbar ECR 0039 tbc					
093	Faraday Shd Pins			-						Connected to Busbar ECR 0039 tbc					
094	Faraday Shd Pins			-						Connected to Busbar ECR 0039 tbc					
105	Faraday Shd Pins			-						Connected to Busbar ECR 0039 tbc					
114	Faraday Shd Pins			-						Connected to Busbar ECR 0039 tbc					
115	Faraday Shd Pins			-						Connected to Busbar ECR 0039 tbc					
121	Faraday Shd Pins			-						Connected to Busbar ECR 0039 tbc					
122	Faraday Shd Pins			-						Connected to Busbar ECR 0039 tbc					
123	Faraday Shd Pins			-						Connected to Busbar ECR 0039 tbc					
124	Faraday Shd Pins			-						Connected to Busbar ECR 0039 tbc					
125	Faraday Shd Pins			-						Connected to Busbar ECR 0039 tbc					
126	Faraday Shd Pins			-						Connected to Busbar ECR 0039 tbc					
127	Faraday Shd Pins			-						Connected to Busbar ECR 0039 tbc					
-															
CH	Connector Housing									CH isolated from Faraday Shd					
-	Insulating Jacket									Insulating Jacket between Bundle Overall Shd and Faraday Shd					
-	Bundle Overall Shd									Bundle Overall Shd con to Backshell					

Astrium GmbH	**Pin Allocation List** (Harness)	Doc.No.: HP-2-ASED-IC-0016
Project: HERSCHEL	For Wiring schematic See SIH-IS-04 CVVUCR P22	Issue: 1.0 Date: 21.04.2004
		Sheet: PAL-1 (of 8)

Connector: 312100 J03 **Function:** SPIRE SVM CB1 (SPIRE Bundle 04) **Conn.-Type:** SCC340104401B032435P

Item: HSSVMCB1 **Location:** 27 / I/F CB ab. SVM Panel 7 (SPI/CCU CB) **Backshell:** 440 FS 110 M 24 03

EMC-Category: 2I/Sig H fr CVVFT to SVMCB

Pin	Signal Designation	Interface-Code Circuit	Signal	Pos.	Ch. ID	Wiring	Grouping: Shd	Cable	Twist	Comment	Target-Item	Location	Connector	Pin	New
036	SPIRE PMW B04 GND WIRE A1		SPX.-	-	S441	010B0-30				Con to Cable from P24 GND/Shds	CVVUCR	33	211121 P22	036	
-															
026	SPIRE PMW Ch01 to 04 . 1+		SPB.I	-	S067	021SS-38	1			PMW-F10	CVVUCR	33	211121 P22	026	
037	SPIRE PMW Ch01 to 04 . 1-		SPB.I	-	S067	021SS-38	1				CVVUCR	33	211121 P22	037	
036	SPIRE PMW Ch01 to 04 . 1gnd		SPB.I	-	S067	021SS-38	1			Daisy ch to Pin 36 (A1)	CVVUCR	33	211121 P22	036	
-															
038	SPIRE PMW Ch01 to 04 . 2+		SPB.I	-	S067	021SS-38	1			PMW-E11	CVVUCR	33	211121 P22	038	
049	SPIRE PMW Ch01 to 04 . 2-		SPB.I	-	S067	021SS-38	1				CVVUCR	33	211121 P22	049	
036	SPIRE PMW Ch01 to 04 . 2gnd		SPB.I	-	S067	021SS-38	1			Daisy ch to Pin 36 (A1)	CVVUCR	33	211121 P22	036	
-															
048	SPIRE PMW Ch01 to 04 . 3+		SPB.I	-	S067	021SS-38	1			PMW-G11	CVVUCR	33	211121 P22	048	
060	SPIRE PMW Ch01 to 04 . 3-		SPB.I	-	S067	021SS-38	1				CVVUCR	33	211121 P22	060	
036	SPIRE PMW Ch01 to 04 . 3gnd		SPB.I	-	S067	021SS-38	1			Daisy ch to Pin 36 (A1)	CVVUCR	33	211121 P22	036	
-															
059	SPIRE PMW Ch01 to 04 . 4+		SPB.I	-	S067	021SS-38	1			PMW-F11	CVVUCR	33	211121 P22	059	
071	SPIRE PMW Ch01 to 04 . 4-		SPB.I	-	S067	021SS-38	1				CVVUCR	33	211121 P22	071	
036	SPIRE PMW Ch01 to 04 . 4gnd		SPB.I	-	S067	021SS-38	1			Daisy ch to Pin 36 (A1)	CVVUCR	33	211121 P22	036	
036	SPIRE PMW Ch01 to 04 . SHD01		SPB.I	-	S067	021SS-38	1			Cable S067 Shd Daisy ch to Pin 36 (A1)	CVVUCR	33	211121 P22		
-															
-															
050	SPIRE PMW Ch05 to 08 . 5+		SPB.I	-	S068	021SS-38	2			PMW-E12	CVVUCR	33	211121 P22	050	
061	SPIRE PMW Ch05 to 08 . 5-		SPB.I	-	S068	021SS-38	2				CVVUCR	33	211121 P22	061	
036	SPIRE PMW Ch05 to 08 . 5gnd		SPB.I	-	S068	021SS-38	2			Daisy ch to Pin 36 (A1)	CVVUCR	33	211121 P22	036	
-															
062	SPIRE PMW Ch05 to 08 . 6+		SPB.I	-	S068	021SS-38	2			PMW-G12	CVVUCR	33	211121 P22	062	
051	SPIRE PMW Ch05 to 08 . 6-		SPB.I	-	S068	021SS-38	2				CVVUCR	33	211121 P22	051	
036	SPIRE PMW Ch05 to 08 . 6gnd		SPB.I	-	S068	021SS-38	2			Daisy ch to Pin 36 (A1)	CVVUCR	33	211121 P22	036	
-															
063	SPIRE PMW Ch05 to 08 . 7+		SPB.I	-	S068	021SS-38	2			PMW-F12	CVVUCR	33	211121 P22	063	
075	SPIRE PMW Ch05 to 08 . 7-		SPB.I	-	S068	021SS-38	2				CVVUCR	33	211121 P22	075	
036	SPIRE PMW Ch05 to 08 . 7gnd		SPB.I	-	S068	021SS-38	2			Daisy ch to Pin 36 (A1)	CVVUCR	33	211121 P22	036	
-															
074	SPIRE PMW Ch05 to 08 . 8+		SPB.I	-	S068	021SS-38	2			PMW-G13	CVVUCR	33	211121 P22	074	
073	SPIRE PMW Ch05 to 08 . 8-		SPB.I	-	S068	021SS-38	2				CVVUCR	33	211121 P22	073	
036	SPIRE PMW Ch05 to 08 . 8gnd		SPB.I	-	S068	021SS-38	2			Daisy ch to Pin 36 (A1)	CVVUCR	33	211121 P22	036	
036	SPIRE PMW Ch05 to 08 . SHD02		SPB.I	-	S068	021SS-38	2			Cable S068 Shd Daisy cch to Pin 36 (A1)	CVVUCR	33	211121 P22		

Astrium GmbH	Pin Allocation List (Harness)	Doc.No.: HP-2-ASED-IC-0016
Project: HERSCHEL		Issue: 1.0 Date: 21.04.2004
		Sheet: PAL-2 (of 8)

Connector: 312100 J03 **Function:** SPIRE SVM CB1 (SPIRE Bundle 04) **Conn.-Type:** SCC340104401B032435P

Item: HSSVMCB1 **Location:** 27 / I/F CB ab. SVM Panel 7 (SPI/CCU CB) **Backshell:** 440 FS 110 M 24 03

EMC-Category: 2I/Sig H fr CVVFT to SVMCB

Pin	Signal Designation	Interface-Code Circuit	Signal	Pos.	Ch. ID	Wiring	Grouping: Shd	Cable	Twist	Comment	Target-Item	Location	Connector	Pin	New	
-																
-																
083	SPIRE PMW Ch09 to 12 . 9+		SPB.I	-	S069	021SS-38	3			PMW-DK2	CVVUCR	33	211121 P22	083		
072	SPIRE PMW Ch09 to 12 . 9-		SPB.I	-	S069	021SS-38	3				CVVUCR	33	211121 P22	072		
036	SPIRE PMW Ch09 to 12 . 9gnd		SPB.I	-	S069	021SS-38	3			Daisy ch to Pin 36 (A1)	CVVUCR	33	211121 P22	036		
-																
095	SPIRE PMW Ch09 to 12 . 10+		SPB.I	-	S069	021SS-38	3			SPARE Channel	CVVUCR	33	211121 P22	095		
084	SPIRE PMW Ch09 to 12 . 10-		SPB.I	-	S069	021SS-38	3			SPARE Channel	CVVUCR	33	211121 P22	084		
036	SPIRE PMW Ch09 to 12 . 10gnd		SPB.I	-	S069	021SS-38	3			Daisy ch to Pin 36 (A1)	CVVUCR	33	211121 P22	036		
-																
096	SPIRE PMW Ch09 to 12 . 11+		SPB.I	-	S069	021SS-38	3			SPARE Channel	CVVUCR	33	211121 P22	096		
085	SPIRE PMW Ch09 to 12 . 11-		SPB.I	-	S069	021SS-38	3			SPARE Channel	CVVUCR	33	211121 P22	085		
036	SPIRE PMW Ch09 to 12 . 11gnd		SPB.I	-	S069	021SS-38	3			Daisy ch to Pin 36 (A1)	CVVUCR	33	211121 P22	036		
-																
106	SPIRE PMW Ch09 to 12 . 12+		SPB.I	-	S069	021SS-38	3			SPARE Channel	CVVUCR	33	211121 P22	106		
107	SPIRE PMW Ch09 to 12 . 12-		SPB.I	-	S069	021SS-38	3			SPARE Channel	CVVUCR	33	211121 P22	107		
036	SPIRE PMW Ch09 to 12 . 12gnd		SPB.I	-	S069	021SS-38	3			Daisy ch to Pin 36 (A1)	CVVUCR	33	211121 P22	036		
-																
-	Faraday link									Cable from P24 Faraday Shd con to Busbar tbc						
-																
-																
128	SPIRE PMW B04 GND Wire A2		SPX.-	-	S442	010B0-30				Con to Cable from P23 GND/Shds	CVVUCR	33	211121 P22	128		
-																
086	SPIRE PMW Ch 13 to 16 . 13+		SPB.I	-	S072	021SS-38	4			PMW-E7	CVVUCR	33	211121 P22	086		
087	SPIRE PMW Ch 13 to 16 . 13-		SPB.I	-	S072	021SS-38	4				CVVUCR	33	211121 P22	087		
036	SPIRE PMW Ch 13 to 16 . 13gnd		SPB.I	-	S072	021SS-38	4			Daisy ch to Pin 128 (A2)	CVVUCR	33	211121 P22	036	3.	3.
-																
097	SPIRE PMW Ch 13 to 16 . 14+		SPB.I	-	S072	021SS-38	4			PMW-D7	CVVUCR	33	211121 P22	097		
098	SPIRE PMW Ch 13 to 16 . 14-		SPB.I	-	S072	021SS-38	4				CVVUCR	33	211121 P22	098		
036	SPIRE PMW Ch 13 to 16 . 14gnd		SPB.I	-	S072	021SS-38	4			Daisy ch to Pin 128 (A2)	CVVUCR	33	211121 P22	036	3.	3.
-																
108	SPIRE PMW Ch 13 to 16 . 15+		SPB.I	-	S072	021SS-38	4			PMW-F7	CVVUCR	33	211121 P22	108		
109	SPIRE PMW Ch 13 to 16 . 15-		SPB.I	-	S072	021SS-38	4				CVVUCR	33	211121 P22	109		
036	SPIRE PMW Ch 13 to 16 . 15gnd		SPB.I	-	S072	021SS-38	4			Daisy ch to Pin 128 (A2)	CVVUCR	33	211121 P22	036	3.	3.
-																
116	SPIRE PMW Ch 13 to 16 . 16+		SPB.I	-	S072	021SS-38	4			PMW-E8	CVVUCR	33	211121 P22	116		
117	SPIRE PMW Ch 13 to 16 . 16-		SPB.I	-	S072	021SS-38	4				CVVUCR	33	211121 P22	117		

Connector: 312100 J03 **Function:** SPIRE SVM CB1 (SPIRE Bundle 04) **Conn.-Type:** SCC340104401B032435P
Item: HSSVMCB1 **Location:** 27 / I/F CB ab. SVM Panel 7 (SPI/CCU CB) **Backshell:** 440 FS 110 M 24 03
EMC-Category: 2I/Sig H fr CVVFT to SVMCB

Pin	Signal Designation	Interface-Code Circuit	Signal	Pos.	Ch. ID	Wiring	Grouping: Shd	Cable	Twist	Comment	Target-Item	Location	Connector	Pin	New	
036	SPIRE PMW Ch 13 to 16 . 16gnd		SPB.I	-	S072	021SS-38	4			Daisy ch to Pin 128 (A2)	CVVUCR	33	211121 P22	036	3.	3.
-																
-																
055	SPIRE PMW Ch17 to 19 . 17+		SPB.I	-	S073	021SS-38	5			PMW-G8	CVVUCR	33	211121 P22	055		
066	SPIRE PMW Ch17 to 19 . 17-		SPB.I	-	S073	021SS-38	5				CVVUCR	33	211121 P22	066		
128	SPIRE PMW Ch17 to 19 . 17gnd		SPB.I	-	S073	021SS-38	5			Daisy ch to Pin 128 (A2)	CVVUCR	33	211121 P22	128		
-																
067	SPIRE PMW Ch17 to 19 . 18+		SPB.I	-	S073	021SS-38	5			PMW-F8	CVVUCR	33	211121 P22	067		
078	SPIRE PMW Ch17 to 19 . 18-		SPB.I	-	S073	021SS-38	5				CVVUCR	33	211121 P22	078		
128	SPIRE PMW Ch17 to 19 . 18gnd		SPB.I	-	S073	021SS-38	5			Daisy ch to Pin 128 (A2)	CVVUCR	33	211121 P22	128		
-																
076	SPIRE PMW Ch17 to 19 . 19+		SPB.I	-	S073	021SS-38	5			PMW-E9	CVVUCR	33	211121 P22	076		
077	SPIRE PMW Ch17 to 19 . 19-		SPB.I	-	S073	021SS-38	5				CVVUCR	33	211121 P22	077		
128	SPIRE PMW Ch17 to 19 . 19gnd		SPB.I	-	S073	021SS-38	5			Daisy ch to Pin 128 (A2)	CVVUCR	33	211121 P22	128		
-																
088	SPIRE PMW Ch 20 . 20+		SPB.-	-	S73A	12AXD-38	5			PMW-G9	CVVUCR	33	211121 P22	088		
089	SPIRE PMW Ch 20 . 20-		SPB.-	-	S73A	12AXD-38	5				CVVUCR	33	211121 P22	089		
128	SPIRE PMW Ch 20 . 20gnd		SPB.-	-	S73A	12AXD-38	5			Daisy ch to Pin 128 (A2)	CVVUCR	33	211121 P22	128		
128	SPIRE PMW Ch17 to 19 . SHD02		SPB.I	-	S073	021SS-38	5			Cable S073 Shd daisy ch to Pin 128 (A2)	CVVUCR	33	211121 P22			
-																
-																
099	SPIRE PMW Ch21 to 24 . 21+		SPB.I	-	S074	021SS-38	6			PMW-D9	CVVUCR	33	211121 P22	099		
100	SPIRE PMW Ch21 to 24 . 21-		SPB.I	-	S074	021SS-38	6				CVVUCR	33	211121 P22	100		
128	SPIRE PMW Ch21 to 24 . 21gnd		SPB.I	-	S074	021SS-38	6			Daisy ch to Pin 128 (A2)	CVVUCR	33	211121 P22	128		
-																
110	SPIRE PMW Ch21 to 24 . 22+		SPB.I	-	S074	021SS-38	6			PMW-F9	CVVUCR	33	211121 P22	110		
111	SPIRE PMW Ch21 to 24 . 22-		SPB.I	-	S074	021SS-38	6				CVVUCR	33	211121 P22	111		
128	SPIRE PMW Ch21 to 24 . 22gnd		SPB.I	-	S074	021SS-38	6			Daisy ch to Pin 128 (A2)	CVVUCR	33	211121 P22	128		
-																
118	SPIRE PMW Ch21 to 24 . 23+		SPB.I	-	S074	021SS-38	6			PMW-E10	CVVUCR	33	211121 P22	118		
119	SPIRE PMW Ch21 to 24 . 23-		SPB.I	-	S074	021SS-38	6				CVVUCR	33	211121 P22	119		
128	SPIRE PMW Ch21 to 24 . 23gnd		SPB.I	-	S074	021SS-38	6			Daisy ch to Pin 128 (A2)	CVVUCR	33	211121 P22	128		
-																
112	SPIRE PMW Ch21 to 24 . 24+		SPB.I	-	S074	021SS-38	6			PMW-G10	CVVUCR	33	211121 P22	112		
120	SPIRE PMW Ch21 to 24 . 24-		SPB.I	-	S074	021SS-38	6				CVVUCR	33	211121 P22	120		
128	SPIRE PMW Ch21 to 24 . 24gnd		SPB.I	-	S074	021SS-38	6			Daisy ch to Pin 128 (A2)	CVVUCR	33	211121 P22	128		
128	SPIRE PMW Ch21 to 24 . SHD03		SPB.I	-	S074	021SS-38	6			Cable S074 Shd daisy ch to Pin 128 (A2)	CVVUCR	33	211121 P22			

Pin Allocation List
(Harness)

Connector: 312100 J03 **Function:** SPIRE SVM CB1 (SPIRE Bundle 04) **Conn.-Type:** SCC340104401B032435P
Item: HSSVMCB1 **Location:** 27 / I/F CB ab. SVM Panel 7 (SPI/CCU CB) **Backshell:** 440 FS 110 M 24 03
EMC-Category: 2I/Sig H fr CVVFT to SVMCB

Pin	Signal Designation	Interface-Code Circuit	Signal	Pos.	Ch. ID	Wiring	Grouping: Shd	Cable	Twist	Comment	Target-Item	Location	Connector	Pin	New	
-																
-	Faraday link									Cable from P23 Faraday Shd con to Busbar tbc						
-																
-																
047	SPIRE PMW B04 GND Wire A3		SPX.-	-	S443	010B0-30				Con to Cable from P22 GND /Shds	CVVUCR	33	211121 P22	047		
-																
090	SPIRE PMW Ch25 to 28 . 25+		SPB.I	-	S076	021SS-38	8			PMW-C4	CVVUCR	33	211121 P22	090		
079	SPIRE PMW Ch25 to 28 . 25-		SPB.I	-	S076	021SS-38	8				CVVUCR	33	211121 P22	079		
128	SPIRE PMW Ch25 to 28 . 25gnd		SPB.I	-	S076	021SS-38	8			Daisy ch to Pin 47 (A3)	CVVUCR	33	211121 P22	128	3.	3.
-																
102	SPIRE PMW Ch25 to 28 . 26+		SPB.I	-	S076	021SS-38	8			PMW-B3	CVVUCR	33	211121 P22	102		
101	SPIRE PMW Ch25 to 28 . 26-		SPB.I	-	S076	021SS-38	8				CVVUCR	33	211121 P22	101		
128	SPIRE PMW Ch25 to 28 . 26gnd		SPB.I	-	S076	021SS-38	8			Daisy ch to Pin 47 (A3)	CVVUCR	33	211121 P22	128	3.	3.
-																
092	SPIRE PMW Ch25 to 28 . 27+		SPB.I	-	S076	021SS-38	8			PMW-C3	CVVUCR	33	211121 P22	092		
091	SPIRE PMW Ch25 to 28 . 27-		SPB.I	-	S076	021SS-38	8				CVVUCR	33	211121 P22	091		
128	SPIRE PMW Ch25 to 28 . 27gnd		SPB.I	-	S076	021SS-38	8			Daisy ch to Pin 47 (A3)	CVVUCR	33	211121 P22	128	3.	3.
-																
103	SPIRE PMW Ch25 to 28 . 28+		SPB.I	-	S076	021SS-38	8			PMW-B2	CVVUCR	33	211121 P22	103		
113	SPIRE PMW Ch25 to 28 . 28-		SPB.I	-	S076	021SS-38	8				CVVUCR	33	211121 P22	113		
128	SPIRE PMW Ch25 to 28 . 28gnd		SPB.I	-	S076	021SS-38	8			Daisy ch to Pin 47 (A3)	CVVUCR	33	211121 P22	128	3.	3.
-																
-																
058	SPIRE PMW Ch29 to 32 . 29+		SPB.I	-	S077	021SS-38	9			PMW-D2	CVVUCR	33	211121 P22	058		
046	SPIRE PMW Ch29 to 32 . 29-		SPB.I	-	S077	021SS-38	9				CVVUCR	33	211121 P22	046		
128	SPIRE PMW Ch29 to 32 . 29gnd		SPB.I	-	S077	021SS-38	9			Daisy ch to Pin 47 (A3)	CVVUCR	33	211121 P22	128	3.	3.
-																
068	SPIRE PMW Ch29 to 32 . 30+		SPB.I	-	S077	021SS-38	9			PMW-A3	CVVUCR	33	211121 P22	068		
057	SPIRE PMW Ch29 to 32 . 30-		SPB.I	-	S077	021SS-38	9				CVVUCR	33	211121 P22	057		
128	SPIRE PMW Ch29 to 32 . 30gnd		SPB.I	-	S077	021SS-38	9			Daisy ch to Pin 47 (A3)	CVVUCR	33	211121 P22	128	3.	3.
-																
069	SPIRE PMW Ch29 to 32 . 31+		SPB.I	-	S077	021SS-38	9			PMW-A2	CVVUCR	33	211121 P22	069		
080	SPIRE PMW Ch29 to 32 . 31-		SPB.I	-	S077	021SS-38	9				CVVUCR	33	211121 P22	080		
128	SPIRE PMW Ch29 to 32 . 31gnd		SPB.I	-	S077	021SS-38	9			Daisy ch to Pin 47 (A3)	CVVUCR	33	211121 P22	128	3.	3.
-																
070	SPIRE PMW Ch29 to 32 . 32+		SPB.I	-	S077	021SS-38	9			PMW-C2	CVVUCR	33	211121 P22	070		
081	SPIRE PMW Ch29 to 32 . 32-		SPB.I	-	S077	021SS-38	9				CVVUCR	33	211121 P22	081		

Connector: 312100 J03 **Function:** SPIRE SVM CB1 (SPIRE Bundle 04) **Conn.-Type:** SCC340104401B032435P
Item: HSSVMCB1 **Location:** 27 / I/F CB ab. SVM Panel 7 (SPI/CCU CB) **Backshell:** 440 FS 110 M 24 03
EMC-Category: 2I/Sig H fr CVVFT to SVMCB

Pin	Signal Designation	Interface-Code Circuit	Signal	Pos.	Ch. ID	Wiring	Grouping: Shd	Cable	Twist	Comment	Target-Item	Location	Connector	Pin	New	
128	SPIRE PMW Ch29 to 32 . 32gnd		SPB.I	-	S077	021SS-38	9			Daisy ch to Pin 47 (A3)	CVVUCR	33	211121 P22	128	3.	3.
-																
-																
023	SPIRE PMW Ch33 to 35 . 33+		SPB.I	-	S078	021SS-38	10			PMW-B1	CVVUCR	33	211121 P22	023		
034	SPIRE PMW Ch33 to 35 . 33-		SPB.I	-	S078	021SS-38	10				CVVUCR	33	211121 P22	034		
004	SPIRE PMW Ch33 to 35 . 33gnd		SPB.I	-	S078	021SS-38	10			Daisy ch to Pin 47 (A3)	CVVUCR	33	211121 P22	004	3.	3.
-																
033	SPIRE PMW Ch33 to 35 . 34+		SPB.I	-	S078	021SS-38	10			PMW-A1	CVVUCR	33	211121 P22	033		
045	SPIRE PMW Ch33 to 35 . 34-		SPB.I	-	S078	021SS-38	10				CVVUCR	33	211121 P22	045		
004	SPIRE PMW Ch33 to 35 . 34gnd		SPB.I	-	S078	021SS-38	10			Daisy ch to Pin 47 (A3)	CVVUCR	33	211121 P22	004	3.	3.
-																
044	SPIRE PMW Ch33 to 35 . 35+		SPB.I	-	S078	021SS-38	10			PMW-DK1	CVVUCR	33	211121 P22	044		
056	SPIRE PMW Ch33 to 35 . 35-		SPB.I	-	S078	021SS-38	10				CVVUCR	33	211121 P22	056		
004	SPIRE PMW Ch33 to 35 . 35gnd		SPB.I	-	S078	021SS-38	10			Daisy ch to Pin 47 (A3)	CVVUCR	33	211121 P22	004	3.	3.
-																
022	SPIRE PMW Ch36 . 36+		SPB.-	-	S78A	12AXD-38	10			PMW-C1	CVVUCR	33	211121 P22	022		
032	SPIRE PMW Ch36 . 36-		SPB.-	-	S78A	12AXD-38	10				CVVUCR	33	211121 P22	032		
004	SPIRE PMW Ch36 . 36gnd		SPB.-	-	S78A	12AXD-38	10			Daisy ch to Pin 47 (A3)	CVVUCR	33	211121 P22	004	3.	3.
-																
-	Faraday Link									Cable from P22 Faraday Shd con to Busbar tbc						
-																
-																
004	SPIRE PMW B04 GND Wire A4		SPX.-	-	S444	010B0-30				Con to Cable from P21 GND/Shds	CVVUCR	33	211121 P22	004		
-																
013	SPIRE PMW Ch37 to 40 . 37+		SPB.-	-	S083	12AXD-38	12			PMW-A7	CVVUCR	33	211121 P22	013		
012	SPIRE PMW Ch37 to 40 . 37-		SPB.-	-	S083	12AXD-38	12				CVVUCR	33	211121 P22	012		
004	SPIRE PMW Ch37 to 40 . 37gnd		SPB.-	-	S083	12AXD-38	12			Daisy ch to Pin 004 (A4)	CVVUCR	33	211121 P22	004		
-																
021	SPIRE PMW Ch37 to 40 . 38+		SPB.-	-	S083	12AXD-38	12			PMW-A6	CVVUCR	33	211121 P22	021		
020	SPIRE PMW Ch37 to 40 . 38-		SPB.-	-	S083	12AXD-38	12				CVVUCR	33	211121 P22	020		
004	SPIRE PMW Ch37 to 40 . 38gnd		SPB.-	-	S083	12AXD-38	12			Daisy ch to Pin 004 (A4)	CVVUCR	33	211121 P22	004		
-																
031	SPIRE PMW Ch37 to 40 . 39+		SPB.-	-	S083	12AXD-38	12			PMW-B6	CVVUCR	33	211121 P22	031		
043	SPIRE PMW Ch37 to 40 . 39-		SPB.-	-	S083	12AXD-38	12				CVVUCR	33	211121 P22	043		
004	SPIRE PMW Ch37 to 40 . 39gnd		SPB.-	-	S083	12AXD-38	12			Daisy ch to Pin 004 (A4)	CVVUCR	33	211121 P22	004		
-																
042	SPIRE PMW Ch37 to 40 . 40+		SPB.-	-	S083	12AXD-38	12			PMW-C7	CVVUCR	33	211121 P22	042		

Astrium GmbH	Pin Allocation List (Harness)	Doc.No.: HP-2-ASED-IC-0016
Project: HERSCHEL		Issue: 1.0 Date: 21.04.2004
		Sheet: PAL-6 (of 8)

Connector: 312100 J03 **Function:** SPIRE SVM CB1 (SPIRE Bundle 04) **Conn.-Type:** SCC340104401B032435P

Item: HSSVMCB1 **Location:** 27 / I/F CB ab. SVM Panel 7 (SPI/CCU CB) **Backshell:** 440 FS 110 M 24 03

EMC-Category: 2I/Sig H fr CVVFT to SVMCB

Pin	Signal Designation	Interface-Code Circuit	Signal	Pos.	Ch. ID	Wiring	Grouping: Shd	Cable	Twist	Comment	Target-Item	Location	Connector	Pin	New
054	SPIRE PMW Ch37 to 40 . 40-		SPB.-	-	S083	12AXD-38	12				CVVUCR	33	211121 P22	054	
004	SPIRE PMW Ch37 to 40 . 40gnd		SPB.-	-	S083	12AXD-38	12			Daisy ch to Pin 004 (A4)	CVVUCR	33	211121 P22	004	
-															
-															
010	SPIRE PMW Ch41 to 44 . 41+		SPB.I	-	S081	021SS-38	13			PMW-A5	CVVUCR	33	211121 P22	010	
011	SPIRE PMW Ch41 to 44 . 41-		SPB.I	-	S081	021SS-38	13				CVVUCR	33	211121 P22	011	
004	SPIRE PMW Ch41 to 44 . 41gnd		SPB.I	-	S081	021SS-38	13			Daisy ch to Pin 004 (A4)	CVVUCR	33	211121 P22	004	
-															
019	SPIRE PMW Ch41 to 44 . 42+		SPB.I	-	S081	021SS-38	13			PMW-B5	CVVUCR	33	211121 P22	019	
029	SPIRE PMW Ch41 to 44 . 42-		SPB.I	-	S081	021SS-38	13				CVVUCR	33	211121 P22	029	
004	SPIRE PMW Ch41 to 44 . 42gnd		SPB.I	-	S081	021SS-38	13			Daisy ch to Pin 004 (A4)	CVVUCR	33	211121 P22	004	
-															
041	SPIRE PMW Ch41 to 44 . 43+		SPB.I	-	S081	021SS-38	13			PMW-C6	CVVUCR	33	211121 P22	041	
030	SPIRE PMW Ch41 to 44 . 43-		SPB.I	-	S081	021SS-38	13				CVVUCR	33	211121 P22	030	
004	SPIRE PMW Ch41 to 44 . 43gnd		SPB.I	-	S081	021SS-38	13			Daisy ch to Pin 004 (A4)	CVVUCR	33	211121 P22	004	
-															
053	SPIRE PMW Ch41 to 44 . 44+		SPB.I	-	S081	021SS-38	13			PMW-D6	CVVUCR	33	211121 P22	053	
052	SPIRE PMW Ch41 to 44 . 44-		SPB.I	-	S081	021SS-38	13				CVVUCR	33	211121 P22	052	
004	SPIRE PMW Ch41 to 44 . 44gnd		SPB.I	-	S081	021SS-38	13			Daisy ch to Pin 004 (A4)	CVVUCR	33	211121 P22	004	
-															
-															
009	SPIRE PMW Ch45 to 48 . 45+		SPB.I	-	S082	021SS-38	14			PMW-B4	CVVUCR	33	211121 P22	009	
017	SPIRE PMW Ch45 to 48 . 45-		SPB.I	-	S082	021SS-38	14				CVVUCR	33	211121 P22	017	
004	SPIRE PMW Ch45 to 48 . 45gnd		SPB.I	-	S082	021SS-38	14			Daisy ch to Pin 004 (A4)	CVVUCR	33	211121 P22	004	
-															
018	SPIRE PMW Ch45 to 48 . 46+		SPB.I	-	S082	021SS-38	14			PMW-C5	CVVUCR	33	211121 P22	018	
028	SPIRE PMW Ch45 to 48 . 46-		SPB.I	-	S082	021SS-38	14				CVVUCR	33	211121 P22	028	
004	SPIRE PMW Ch45 to 48 . 46gnd		SPB.I	-	S082	021SS-38	14			Daisy ch to Pin 004 (A4)	CVVUCR	33	211121 P22	004	
-															
016	SPIRE PMW Ch45 to 48 . 47+		SPB.I	-	S082	021SS-38	14			PMW-D4	CVVUCR	33	211121 P22	016	
027	SPIRE PMW Ch45 to 48 . 47-		SPB.I	-	S082	021SS-38	14				CVVUCR	33	211121 P22	027	
004	SPIRE PMW Ch45 to 48 . 47gnd		SPB.I	-	S082	021SS-38	14			Daisy ch to Pin 004 (A4)	CVVUCR	33	211121 P22	004	
-															
040	SPIRE PMW Ch45 to 48 . 48+		SPB.I	-	S082	021SS-38	14			PMW-A4	CVVUCR	33	211121 P22	040	
039	SPIRE PMW Ch45 to 48 . 48-		SPB.I	-	S082	021SS-38	14				CVVUCR	33	211121 P22	039	
004	SPIRE PMW Ch45 to 48 . 48gnd		SPB.I	-	S082	021SS-38	14			Daisy ch to Pin 004 (A4)	CVVUCR	33	211121 P22	004	
-															
-	Faraday Link									Cable from P21 Faraday Shd con to Busbar tbc					

Pin Allocation List
(Harness)

Connector: 312100 J03
Item: HSSVMCB1
EMC-Category: 2I/Sig H fr CVVFT to SVMCB

Function: SPIRE SVM CB1 (SPIRE Bundle 04)
Location: 27 / I/F CB ab. SVM Panel 7 (SPI/CCU CB)

Conn.-Type: SCC340104401B032435P
Backshell: 440 FS 110 M 24 03

Pin	Signal Designation	Interface-Code Circuit	Signal	Pos.	Ch. ID	Wiring	Grouping: Shd	Cable	Twist	Comment	Target-Item	Location	Connector	Pin	New
-															
-															
001	Faraday Pins									Concected to Busbar ECR 0039 tbc					
002	Faraday Pins									Concected to Busbar ECR 0039 tbc					
003	Faraday Pins									Concected to Busbar ECR 0039 tbc					
005	Faraday Pins									Concected to Busbar ECR 0039 tbc					
006	Faraday Pins									Concected to Busbar ECR 0039 tbc					
007	Faraday Pins									Concected to Busbar ECR 0039 tbc					
008	Faraday Pins									Concected to Busbar ECR 0039 tbc					
014	Faraday Pins									Concected to Busbar ECR 0039 tbc					
015	Faraday Pins									Concected to Busbar ECR 0039 tbc					
024	Faraday Pins									Concected to Busbar ECR 0039 tbc					
025	Faraday Pins									Concected to Busbar ECR 0039 tbc					
035	Faraday Pins									Concected to Busbar ECR 0039 tbc					
082	Faraday Pins									Concected to Busbar ECR 0039 tbc					
093	Faraday Pins									Concected to Busbar ECR 0039 tbc					
094	Faraday Pins									Concected to Busbar ECR 0039 tbc					
104	Faraday Pins									Concected to Busbar ECR 0039 tbc					
105	Faraday Pins									Concected to Busbar ECR 0039 tbc					
114	Faraday Pins									Concected to Busbar ECR 0039 tbc					
115	Faraday Pins									Concected to Busbar ECR 0039 tbc					

Pin Allocation List
(Harness)

Connector: 312100 J03
Item: HSSVMCB1
EMC-Category: 2I/Sig H fr CVVFT to SVMCB

Function: SPIRE SVM CB1 (SPIRE Bundle 04)
Location: 27 / I/F CB ab. SVM Panel 7 (SPI/CCU CB)

Conn.-Type: SCC340104401B032435P
Backshell: 440 FS 110 M 24 03

Pin	Signal Designation	Interface-Code Circuit	Signal	Pos.	Ch. ID	Wiring	Grouping: Shd	Cable	Twist	Comment	Target-Item	Location	Connector	Pin	New
121	Faraday Pins									Concected to Busbar ECR 0039 tbc					
122	Faraday Pins									Concected to Busbar ECR 0039 tbc					
123	Faraday Pins									Concected to Busbar ECR 0039 tbc					
124	Faraday Pins									Concected to Busbar ECR 0039 tbc					
125	Faraday Pins									Concected to Busbar ECR 0039 tbc					
126	Faraday Pins									Concected to Busbar ECR 0039 tbc					
127	Faraday Pins									Concected to Busbar ECR 0039 tbc					
-															
CH	Connector Housing									CH isolated from Faraday Shd					
-	Insulating Jacket									Insulating Jacket between Bundle Overall Shd and Faraday Shd					
-	Bundle Overall Shd									Bundle Overall Shd con to Backshell					

Astrium GmbH	Pin Allocation List (Harness)	Doc.No.: HP-2-ASED-IC-0016
Project: HERSCHEL	For wiring schematic see SIH-IS-05, CVVUCR P23	Issue: 1.0 Date: 21.04.2004
		Sheet: PAL-1 (of 8)

Connector: 312100 J02 **Function:** SPIRE SVM CB1 (SPIRE Bundle 05) **Conn.-Type:** SCC340104401B032435P

Item: HSSVMCB1 **Location:** 27 / I/F CB ab. SVM Panel 7 (SPI/CCU CB) **Backshell:** 440 FS 110 M 24 03

EMC-Category: 2I/Sig H fr CVVFT to SVMCB

Pin	Signal Designation	Interface-Code Circuit	Signal	Pos.	Ch. ID	Wiring	Grouping: Shd	Cable	Twist	Comment	Target-Item	Location	Connector	Pin	New
036	SPIRE PMW B05 GND WIRE A1		SPX.-	-	S451	010B0-30				Con to Cable from P17 GND/Shds	CVVUCR	33	211121 P23	036	
-															
026	SPIRE PMW Ch01-04 . 1+		SPB.I	-	S085	021SS-38	1			PMW-A13	CVVUCR	33	211121 P23	026	
037	SPIRE PMW Ch01-04 . 1-		SPB.I	-	S085	021SS-38	1				CVVUCR	33	211121 P23	037	
036	SPIRE PMW Ch01-04 . 1gnd		SPB.I	-	S085	021SS-38	1			Daisy ch to Pin 36 (A1)	CVVUCR	33	211121 P23	036	
-															
038	SPIRE PMW Ch01-04 . 2+		SPB.I	-	S085	021SS-38	1			PMW-T1	CVVUCR	33	211121 P23	038	
049	SPIRE PMW Ch01-04 . 2-		SPB.I	-	S085	021SS-38	1				CVVUCR	33	211121 P23	049	
036	SPIRE PMW Ch01-04 . 2gnd		SPB.I	-	S085	021SS-38	1			Daisy ch to Pin 36 (A1)	CVVUCR	33	211121 P23	036	
-															
048	SPIRE PMW Ch01-04 . 3+		SPB.I	-	S085	021SS-38	1			PMW-B12	CVVUCR	33	211121 P23	048	
060	SPIRE PMW Ch01-04 . 3-		SPB.I	-	S085	021SS-38	1				CVVUCR	33	211121 P23	060	
036	SPIRE PMW Ch01-04 . 3gnd		SPB.I	-	S085	021SS-38	1			Daisy ch to Pin 36 (A1)	CVVUCR	33	211121 P23	036	
-															
059	SPIRE PMW Ch01-04 . 4+		SPB.I	-	S085	021SS-38	1			PMW-C13	CVVUCR	33	211121 P23	059	
071	SPIRE PMW Ch01-04 . 4-		SPB.I	-	S085	021SS-38	1				CVVUCR	33	211121 P23	071	
036	SPIRE PMW Ch01-04 . 4gnd		SPB.I	-	S085	021SS-38	1			Daisy ch to Pin 36 (A1)	CVVUCR	33	211121 P23	036	
-															
-															
050	SPIRE PMW Ch05-08 . 5+		SPB.I	-	S086	021SS-38	2			PMW-A12	CVVUCR	33	211121 P23	050	
061	SPIRE PMW Ch05-08 . 5-		SPB.I	-	S086	021SS-38	2				CVVUCR	33	211121 P23	061	
036	SPIRE PMW Ch05-08 . 5gnd		SPB.I	-	S086	021SS-38	2			Daisy ch to Pin 36 (A1)	CVVUCR	33	211121 P23	036	
-															
062	SPIRE PMW Ch05-08 . 6+		SPB.I	-	S086	021SS-38	2			PMW-D12	CVVUCR	33	211121 P23	062	
051	SPIRE PMW Ch05-08 . 6-		SPB.I	-	S086	021SS-38	2				CVVUCR	33	211121 P23	051	
036	SPIRE PMW Ch05-08 . 6gnd		SPB.I	-	S086	021SS-38	2			Daisy ch to Pin 36 (A1)	CVVUCR	33	211121 P23	036	
-															
063	SPIRE PMW Ch05-08 . 7+		SPB.I	-	S086	021SS-38	2			PMW-C12	CVVUCR	33	211121 P23	063	
075	SPIRE PMW Ch05-08 . 7-		SPB.I	-	S086	021SS-38	2				CVVUCR	33	211121 P23	075	
036	SPIRE PMW Ch05-08 . 7gnd		SPB.I	-	S086	021SS-38	2			Daisy ch to Pin 36 (A1)	CVVUCR	33	211121 P23	036	
-															
074	SPIRE PMW Ch05-08 . 8+		SPB.I	-	S086	021SS-38	2			PMW-B11	CVVUCR	33	211121 P23	074	
073	SPIRE PMW Ch05-08 . 8-		SPB.I	-	S086	021SS-38	2				CVVUCR	33	211121 P23	073	
036	SPIRE PMW Ch05-08 . 8gnd		SPB.I	-	S086	021SS-38	2			Daisy ch to Pin 36 (A1)	CVVUCR	33	211121 P23	036	
-															
-															
083	SPIRE PMW Ch09-12 . 9+		SPB.I	-	S087	021SS-38	3			PMW-A11	CVVUCR	33	211121 P23	083	
072	SPIRE PMW Ch09-12 . 9-		SPB.I	-	S087	021SS-38	3				CVVUCR	33	211121 P23	072	

Pin Allocation List
(Harness)

Connector: 312100 J02
Item: HSSVMCB1
EMC-Category: 2I/Sig H fr CVVFT to SVMCB

Function: SPIRE SVM CB1 (SPIRE Bundle 05)
Location: 27 / I/F CB ab. SVM Panel 7 (SPI/CCU CB)

Conn.-Type: SCC340104401B032435P
Backshell: 440 FS 110 M 24 03

Pin	Signal Designation	Interface-Code Circuit	Signal	Pos.	Ch. ID	Wiring	Grouping: Shd	Cable	Twist	Comment	Target-Item	Location	Connector	Pin	New	
036	SPIRE PMW Ch09-12 . 9gnd		SPB.I	-	S087	021SS-38	3			Daisy ch to Pin 36 (A1)	CVVUCR	33	211121 P23	036		
-																
095	SPIRE PMW Ch09-12 . 10+		SPB.I	-	S087	021SS-38	3			PMW-A13	CVVUCR	33	211121 P23	095		
084	SPIRE PMW Ch09-12 . 10-		SPB.I	-	S087	021SS-38	3				CVVUCR	33	211121 P23	084		
036	SPIRE PMW Ch09-12 . 10gnd		SPB.I	-	S087	021SS-38	3			Daisy ch to Pin 36 (A1)	CVVUCR	33	211121 P23	036		
-																
096	SPIRE PMW Ch09-12 . 11+		SPB.I	-	S087	021SS-38	3			PMW-D11	CVVUCR	33	211121 P23	096		
085	SPIRE PMW Ch09-12 . 11-		SPB.I	-	S087	021SS-38	3				CVVUCR	33	211121 P23	085		
036	SPIRE PMW Ch09-12 . 11gnd		SPB.I	-	S087	021SS-38	3			Daisy ch to Pin 36 (A1)	CVVUCR	33	211121 P23	036		
-																
106	SPIRE PMW Ch09-12 . 12+		SPB.I	-	S087	021SS-38	3			PMW-C11	CVVUCR	33	211121 P23	106		
107	SPIRE PMW Ch09-12 . 12-		SPB.I	-	S087	021SS-38	3				CVVUCR	33	211121 P23	107		
036	SPIRE PMW Ch09-12 . 12gnd		SPB.I	-	S087	021SS-38	3			Daisy ch to Pin 36 (A1)	CVVUCR	33	211121 P23	036		
-																
-	Farady link									Cable P17 Faraday con to Busbar						
-																
-																
128	SPIRE PMW B05 GND WIRE A2		SPX.-	-	S452	010B0-30				Con to Cable from P18 GND/Shds	CVVUCR	33	211121 P23	128		
-																
086	SPIRE PMW Ch13-16 . 13+		SPB.I	-	S090	021SS-38	4			PMW-B10	CVVUCR	33	211121 P23	086		
087	SPIRE PMW Ch13-16 . 13-		SPB.I	-	S090	021SS-38	4				CVVUCR	33	211121 P23	087		
036	SPIRE PMW Ch13-16 . 13gnd		SPB.I	-	S090	021SS-38	4			Daisy ch to Pin 128 (A2)	CVVUCR	33	211121 P23	036	3.	3.
-																
097	SPIRE PMW Ch13-16 . 14+		SPB.I	-	S090	021SS-38	4			PMW-A10	CVVUCR	33	211121 P23	097		
098	SPIRE PMW Ch13-16 . 14-		SPB.I	-	S090	021SS-38	4				CVVUCR	33	211121 P23	098		
036	SPIRE PMW Ch13-16 . 14gnd		SPB.I	-	S090	021SS-38	4			Daisy ch to Pin 128 (A2)	CVVUCR	33	211121 P23	036	3.	3.
-																
108	SPIRE PMW Ch13-16 . 15+		SPB.I	-	S090	021SS-38	4			PMW-D10	CVVUCR	33	211121 P23	108		
109	SPIRE PMW Ch13-16 . 15-		SPB.I	-	S090	021SS-38	4				CVVUCR	33	211121 P23	109		
036	SPIRE PMW Ch13-16 . 15gnd		SPB.I	-	S090	021SS-38	4			Daisy ch to Pin 128 (A2)	CVVUCR	33	211121 P23	036	3.	3.
-																
116	SPIRE PMW Ch13-16 . 16+		SPB.I	-	S090	021SS-38	4			PMW-B9	CVVUCR	33	211121 P23	116		
117	SPIRE PMW Ch13-16 . 16-		SPB.I	-	S090	021SS-38	4				CVVUCR	33	211121 P23	117		
036	SPIRE PMW Ch13-16 . 16gnd		SPB.I	-	S090	021SS-38	4			Daisy ch to Pin 128 (A2)	CVVUCR	33	211121 P23	036	3.	3.
-																
-																
055	SPIRE PMW Ch17-20 . 17+		SPB.I	-	S091	021SS-38	5			PMW-C10	CVVUCR	33	211121 P23	055		

Astrium GmbH	**Pin Allocation List** (Harness)	Doc.No.: HP-2-ASED-IC-0016
Project: HERSCHEL		Issue: 1.0 Date: 21.04.2004
		Sheet: PAL-3 (of 8)

Connector: 312100 J02 **Function:** SPIRE SVM CB1 (SPIRE Bundle 05) **Conn.-Type:** SCC340104401B032435P

Item: HSSVMCB1 **Location:** 27 / I/F CB ab. SVM Panel 7 (SPI/CCU CB) **Backshell:** 440 FS 110 M 24 03

EMC-Category: 2I/Sig H fr CVVFT to SVMCB

Pin	Signal Designation	Interface-Code Circuit	Signal	Pos.	Ch. ID	Wiring	Grouping: Shd	Cable	Twist	Comment	Target-Item	Location	Connector	Pin	New
066	SPIRE PMW Ch17-20 . 17-		SPB.I	-	S091	021SS-38	5				CVVUCR	33	211121 P23	066	
128	SPIRE PMW Ch17-20 . 17gnd		SPB.I	-	S091	021SS-38	5			Daisy ch to Pin 128 (A2)	CVVUCR	33	211121 P23	128	
-															
067	SPIRE PMW Ch17-20 . 18+		SPB.I	-	S091	021SS-38	5			PMW-C9	CVVUCR	33	211121 P23	067	
078	SPIRE PMW Ch17-20 . 18-		SPB.I	-	S091	021SS-38	5				CVVUCR	33	211121 P23	078	
128	SPIRE PMW Ch17-20 . 18gnd		SPB.I	-	S091	021SS-38	5			Daisy ch to Pin 128 (A2)	CVVUCR	33	211121 P23	128	
-															
076	SPIRE PMW Ch17-20 . 19+		SPB.I	-	S091	021SS-38	5			PMW-A9	CVVUCR	33	211121 P23	076	
077	SPIRE PMW Ch17-20 . 19-		SPB.I	-	S091	021SS-38	5				CVVUCR	33	211121 P23	077	
128	SPIRE PMW Ch17-20 . 19gnd		SPB.I	-	S091	021SS-38	5			Daisy ch to Pin 128 (A2)	CVVUCR	33	211121 P23	128	
-															
088	SPIRE PMW Ch17-20 . 20+		SPB.I	-	S091	021SS-38	5			PMW-B8	CVVUCR	33	211121 P23	088	
089	SPIRE PMW Ch17-20 . 20-		SPB.I	-	S091	021SS-38	5				CVVUCR	33	211121 P23	089	
128	SPIRE PMW Ch17-20 . 20gnd		SPB.I	-	S091	021SS-38	5			Daisy ch to Pin 128 (A2)	CVVUCR	33	211121 P23	128	
-															
-															
099	SPIRE PMW Ch21-24 . 21+		SPB.I	-	S092	021SS-38	6			PMW-B8	CVVUCR	33	211121 P23	099	
100	SPIRE PMW Ch21-24 . 21-		SPB.I	-	S092	021SS-38	6				CVVUCR	33	211121 P23	100	
128	SPIRE PMW Ch21-24 . 21gnd		SPB.I	-	S092	021SS-38	6			Daisy ch to Pin 128 (A2)	CVVUCR	33	211121 P23	128	
-															
110	SPIRE PMW Ch21-24 . 22+		SPB.I	-	S092	021SS-38	6			PMW-D8	CVVUCR	33	211121 P23	110	
111	SPIRE PMW Ch21-24 . 22-		SPB.I	-	S092	021SS-38	6				CVVUCR	33	211121 P23	111	
128	SPIRE PMW Ch21-24 . 22gnd		SPB.I	-	S092	021SS-38	6			Daisy ch to Pin 128 (A2)	CVVUCR	33	211121 P23	128	
-															
118	SPIRE PMW Ch21-24 . 23+		SPB.I	-	S092	021SS-38	6			PMW-C8	CVVUCR	33	211121 P23	118	
119	SPIRE PMW Ch21-24 . 23-		SPB.I	-	S092	021SS-38	6				CVVUCR	33	211121 P23	119	
128	SPIRE PMW Ch21-24 . 23gnd		SPB.I	-	S092	021SS-38	6			Daisy ch to Pin 128 (A2)	CVVUCR	33	211121 P23	128	
-															
112	SPIRE PMW Ch21-24 . 24+		SPB.I	-	S092	021SS-38	6			PMW-B7	CVVUCR	33	211121 P23	112	
120	SPIRE PMW Ch21-24 . 24-		SPB.I	-	S092	021SS-38	6				CVVUCR	33	211121 P23	120	
128	SPIRE PMW Ch21-24 . 24gnd		SPB.I	-	S092	021SS-38	6			Daisy ch to Pin 128 (A2)	CVVUCR	33	211121 P23	128	
-															
-	Faraday Link									Cable P18 Farady con to Busbar					
-															
-															
-															
047	SPIRE PMW B05 GND WIRE A3		SPX.-	-	S453	010B0-30				Con to Cable from P19 GND/Shds	CVVUCR	33	211121 P23	047	
-															

Astrium GmbH	**Pin Allocation List** (Harness)	Doc.No.: HP-2-ASED-IC-0016
Project: HERSCHEL		Issue: 1.0 Date: 21.04.2004
		Sheet: PAL-4 (of 8)

Connector: 312100 J02 **Function:** SPIRE SVM CB1 (SPIRE Bundle 05) **Conn.-Type:** SCC340104401B032435P

Item: HSSVMCB1 **Location:** 27 / I/F CB ab. SVM Panel 7 (SPI/CCU CB) **Backshell:** 440 FS 110 M 24 03

EMC-Category: 2I/Sig H fr CVVFT to SVMCB

		Interface-Code					Grouping:									
Pin	**Signal Designation**	**Circuit**	**Signal**	**Pos.**	**Ch. ID**	**Wiring**	**Shd**	**Cable**	**Twist**	**Comment**	**Target-Item**	**Location**	**Connector**	**Pin**	**New**	
090	SPIRE PMW Ch25-28 . 25+		SPB.I	-	S094	021SS-38	7			PMW-R1	CVVUCR	33	211121 P23	090		
079	SPIRE PMW Ch25-28 . 25-		SPB.I	-	S094	021SS-38	7				CVVUCR	33	211121 P23	079		
128	SPIRE PMW Ch25-28 . 25gnd		SPB.I	-	S094	021SS-38	7			Daisy ch to Pin 047 (A3)	CVVUCR	33	211121 P23	128	3.	3.
-																
102	SPIRE PMW Ch25-28 . 26+		SPB.I	-	S094	021SS-38	7			PMW-G1	CVVUCR	33	211121 P23	102		
101	SPIRE PMW Ch25-28 . 26-		SPB.I	-	S094	021SS-38	7				CVVUCR	33	211121 P23	101		
128	SPIRE PMW Ch25-28 . 26gnd		SPB.I	-	S094	021SS-38	7			Daisy ch to Pin 047 (A3)	CVVUCR	33	211121 P23	128	3.	3.
-																
092	SPIRE PMW Ch25-28 . 27+		SPB.I	-	S094	021SS-38	7			PMW-T2	CVVUCR	33	211121 P23	092		
091	SPIRE PMW Ch25-28 . 27-		SPB.I	-	S094	021SS-38	7				CVVUCR	33	211121 P23	091		
128	SPIRE PMW Ch25-28 . 27gnd		SPB.I	-	S094	021SS-38	7			Daisy ch to Pin 047 (A3)	CVVUCR	33	211121 P23	128	3.	3.
-																
103	SPIRE PMW Ch25-28 . 28+		SPB.I	-	S094	021SS-38	7			PMW-E1	CVVUCR	33	211121 P23	103		
113	SPIRE PMW Ch25-28 . 28-		SPB.I	-	S094	021SS-38	7				CVVUCR	33	211121 P23	113		
128	SPIRE PMW Ch25-28 . 28gnd		SPB.I	-	S094	021SS-38	7			Daisy ch to Pin 047 (A3)	CVVUCR	33	211121 P23	128	3.	3.
-																
-																
058	SPIRE PMW Ch29-32 . 29+		SPB.I	-	S095	021SS-38	8			PMW-D1	CVVUCR	33	211121 P23	058		
046	SPIRE PMW Ch29-32 . 29-		SPB.I	-	S095	021SS-38	8				CVVUCR	33	211121 P23	046		
047	SPIRE PMW Ch29-32 . 29gnd		SPB.I	-	S095	021SS-38	8			Daisy ch to Pin 047 (A3)	CVVUCR	33	211121 P23	128		3.
-																
068	SPIRE PMW Ch29-32 . 30+		SPB.I	-	S095	021SS-38	8			PMW-F1	CVVUCR	33	211121 P23	068		
057	SPIRE PMW Ch29-32 . 30-		SPB.I	-	S095	021SS-38	8				CVVUCR	33	211121 P23	057		
128	SPIRE PMW Ch29-32 . 30gnd		SPB.I	-	S095	021SS-38	8			Daisy ch to Pin 047 (A3)	CVVUCR	33	211121 P23	128	3.	3.
-																
069	SPIRE PMW Ch29-32 . 31+		SPB.I	-	S095	021SS-38	8			PMW-E2	CVVUCR	33	211121 P23	069		
080	SPIRE PMW Ch29-32 . 31-		SPB.I	-	S095	021SS-38	8				CVVUCR	33	211121 P23	080		
128	SPIRE PMW Ch29-32 . 31gnd		SPB.I	-	S095	021SS-38	8			Daisy ch to Pin 047 (A3)	CVVUCR	33	211121 P23	128	3.	3.
-																
070	SPIRE PMW Ch29-32 . 32+		SPB.I	-	S095	021SS-38	8			PMW-G2	CVVUCR	33	211121 P23	070		
081	SPIRE PMW Ch29-32 . 32-		SPB.I	-	S095	021SS-38	8				CVVUCR	33	211121 P23	081		
128	SPIRE PMW Ch29-32 . 32gnd		SPB.I	-	S095	021SS-38	8			Daisy ch to Pin 047 (A3)	CVVUCR	33	211121 P23	128	3.	3.
-																
-																
023	SPIRE PMW Ch33-36 . 33+		SPB.I	-	S096	021SS-38	9			PMW-F2	CVVUCR	33	211121 P23	023		
034	SPIRE PMW Ch33-36 . 33-		SPB.I	-	S096	021SS-38	9				CVVUCR	33	211121 P23	034		
004	SPIRE PMW Ch33-36 . 33gnd		SPB.I	-	S096	021SS-38	9			Daisy ch to Pin 047 (A3)	CVVUCR	33	211121 P23	004	3.	3.
-																
033	SPIRE PMW Ch33-36 . 34+		SPB.I	-	S096	021SS-38	9			PMW-G3	CVVUCR	33	211121 P23	033		

Astrium GmbH	Pin Allocation List (Harness)	Doc.No.: HP-2-ASED-IC-0016
Project: HERSCHEL		Issue: 1.0 Date: 21.04.2004
		Sheet: PAL-5 (of 8)

Connector: 312100 J02 **Function:** SPIRE SVM CB1 (SPIRE Bundle 05) **Conn.-Type:** SCC340104401B032435P

Item: HSSVMCB1 **Location:** 27 / I/F CB ab. SVM Panel 7 (SPI/CCU CB) **Backshell:** 440 FS 110 M 24 03

EMC-Category: 2I/Sig H fr CVVFT to SVMCB

Pin	Signal Designation	Interface-Code Circuit	Signal	Pos.	Ch. ID	Wiring	Grouping: Shd	Cable	Twist	Comment	Target-Item	Location	Connector	Pin	New	
045	SPIRE PMW Ch33-36 . 34-		SPB.I	-	S096	021SS-38	9				CVVUCR	33	211121 P23	045		
004	SPIRE PMW Ch33-36 . 34gnd		SPB.I	-	S096	021SS-38	9			Daisy ch to Pin 047 (A3)	CVVUCR	33	211121 P23	004	3.	3.
-																
044	SPIRE PMW Ch33-36 . 35+		SPB.I	-	S096	021SS-38	9			PMW-E3	CVVUCR	33	211121 P23	044		
056	SPIRE PMW Ch33-36 . 35-		SPB.I	-	S096	021SS-38	9				CVVUCR	33	211121 P23	056		
004	SPIRE PMW Ch33-36 . 35gnd		SPB.I	-	S096	021SS-38	9			Daisy ch to Pin 047 (A3)	CVVUCR	33	211121 P23	004	3.	3.
-																
022	SPIRE PMW Ch33-36 . 36+		SPB.I	-	S096	021SS-38	9			PMW-D3	CVVUCR	33	211121 P23	022		
032	SPIRE PMW Ch33-36 . 36-		SPB.I	-	S096	021SS-38	9				CVVUCR	33	211121 P23	032		
004	SPIRE PMW Ch33-36 . 36gnd		SPB.I	-	S096	021SS-38	9			Daisy ch to Pin 047 (A3)	CVVUCR	33	211121 P23	004	3.	3.
-																
-	Faraday Link									Cable P19 Farady con to Busbar						
-																
-																
004	SPIRE PMW B05 GND WIRE A4		SPX.-	-	S454	010B0-30				Con to Cable from P20 GND/Shds	CVVUCR	33	211121 P23	004		
-																
013	SPIRE PMW Ch37-40 . 37+		SPB.I	-	S099	021SS-38	10			PMW-F3	CVVUCR	33	211121 P23	013		
012	SPIRE PMW Ch37-40 . 37-		SPB.I	-	S099	021SS-38	10				CVVUCR	33	211121 P23	012		
004	SPIRE PMW Ch37-40 . 37gnd		SPB.I	-	S099	021SS-38	10			Daisy ch to Pin 004 (A4)	CVVUCR	33	211121 P23	004		
-																
021	SPIRE PMW Ch37-40 . 38+		SPB.I	-	S099	021SS-38	10			PMW-G4	CVVUCR	33	211121 P23	021		
020	SPIRE PMW Ch37-40 . 38-		SPB.I	-	S099	021SS-38	10				CVVUCR	33	211121 P23	020		
004	SPIRE PMW Ch37-40 . 38gnd		SPB.I	-	S099	021SS-38	10			Daisy ch to Pin 004 (A4)	CVVUCR	33	211121 P23	004		
-																
031	SPIRE PMW Ch37-40 . 39+		SPB.I	-	S099	021SS-38	10			PMW-E4	CVVUCR	33	211121 P23	031		
043	SPIRE PMW Ch37-40 . 39-		SPB.I	-	S099	021SS-38	10				CVVUCR	33	211121 P23	043		
004	SPIRE PMW Ch37-40 . 39gnd		SPB.I	-	S099	021SS-38	10			Daisy ch to Pin 004 (A4)	CVVUCR	33	211121 P23	004		
-																
042	SPIRE PMW Ch37-40 . 40+		SPB.I	-	S099	021SS-38	10			PMW-F4	CVVUCR	33	211121 P23	042		
054	SPIRE PMW Ch37-40 . 40-		SPB.I	-	S099	021SS-38	10				CVVUCR	33	211121 P23	054		
004	SPIRE PMW Ch37-40 . 40gnd		SPB.I	-	S099	021SS-38	10			Daisy ch to Pin 004 (A4)	CVVUCR	33	211121 P23	004		
-																
-																
010	SPIRE PMW Ch41-44 . 41+		SPB.I	-	S100	021SS-38	11			PMW-E5	CVVUCR	33	211121 P23	010		
011	SPIRE PMW Ch41-44 . 41-		SPB.I	-	S100	021SS-38	11				CVVUCR	33	211121 P23	011		
004	SPIRE PMW Ch41-44 . 41gnd		SPB.I	-	S100	021SS-38	11			Daisy ch to Pin 004 (A4)	CVVUCR	33	211121 P23	004		
-																
019	SPIRE PMW Ch41-44 . 42+		SPB.I	-	S100	021SS-38	11			PMW-D5	CVVUCR	33	211121 P23	019		

Pin Allocation List
(Harness)

Connector: 312100 J02 **Function:** SPIRE SVM CB1 (SPIRE Bundle 05) **Conn.-Type:** SCC340104401B032435P
Item: HSSVMCB1 **Location:** 27 / I/F CB ab. SVM Panel 7 (SPI/CCU CB) **Backshell:** 440 FS 110 M 24 03
EMC-Category: 2I/Sig H fr CVVFT to SVMCB

Pin	Signal Designation	Interface-Code Circuit	Signal	Pos.	Ch. ID	Wiring	Grouping: Shd	Cable	Twist	Comment	Target-Item	Location	Connector	Pin	New
029	SPIRE PMW Ch41-44 . 42-		SPB.I	-	S100	021SS-38	11				CVVUCR	33	211121 P23	029	
004	SPIRE PMW Ch41-44 . 42gnd		SPB.I	-	S100	021SS-38	11			Daisy ch to Pin 004 (A4)	CVVUCR	33	211121 P23	004	
-															
041	SPIRE PMW Ch41-44 . 43+		SPB.I	-	S100	021SS-38	11			PMW-F5	CVVUCR	33	211121 P23	041	
030	SPIRE PMW Ch41-44 . 43-		SPB.I	-	S100	021SS-38	11				CVVUCR	33	211121 P23	030	
004	SPIRE PMW Ch41-44 . 43gnd		SPB.I	-	S100	021SS-38	11			Daisy ch to Pin 004 (A4)	CVVUCR	33	211121 P23	004	
-															
053	SPIRE PMW Ch41-44 . 44+		SPB.I	-	S100	021SS-38	11			PMW-G5	CVVUCR	33	211121 P23	053	
052	SPIRE PMW Ch41-44 . 44-		SPB.I	-	S100	021SS-38	11				CVVUCR	33	211121 P23	052	
004	SPIRE PMW Ch41-44 . 44gnd		SPB.I	-	S100	021SS-38	11			Daisy ch to Pin 004 (A4)	CVVUCR	33	211121 P23	004	
-															
-															
009	SPIRE PMW Ch45-48 . 45+		SPB.I	-	S101	021SS-38	12			PMW-E6	CVVUCR	33	211121 P23	009	
017	SPIRE PMW Ch45-48 . 45-		SPB.I	-	S101	021SS-38	12				CVVUCR	33	211121 P23	017	
004	SPIRE PMW Ch45-48 . 45gnd		SPB.I	-	S101	021SS-38	12			Daisy ch to Pin 004 (A4)	CVVUCR	33	211121 P23	004	
-															
018	SPIRE PMW Ch45-48 . 46+		SPB.I	-	S101	021SS-38	12			PMW-G6	CVVUCR	33	211121 P23	018	
028	SPIRE PMW Ch45-48 . 46-		SPB.I	-	S101	021SS-38	12				CVVUCR	33	211121 P23	028	
004	SPIRE PMW Ch45-48 . 46gnd		SPB.I	-	S101	021SS-38	12			Daisy ch to Pin 004 (A4)	CVVUCR	33	211121 P23	004	
-															
016	SPIRE PMW Ch45-48 . 47+		SPB.I	-	S101	021SS-38	12			PMW-F6	CVVUCR	33	211121 P23	016	
027	SPIRE PMW Ch45-48 . 47-		SPB.I	-	S101	021SS-38	12				CVVUCR	33	211121 P23	027	
004	SPIRE PMW Ch45-48 . 47gnd		SPB.I	-	S101	021SS-38	12			Daisy ch to Pin 004 (A4)	CVVUCR	33	211121 P23	004	
-															
040	SPIRE PMW Ch45-48 . 48+		SPB.I	-	S101	021SS-38	12			PMW-G7	CVVUCR	33	211121 P23	040	
039	SPIRE PMW Ch45-48 . 48-		SPB.I	-	S101	021SS-38	12				CVVUCR	33	211121 P23	039	
004	SPIRE PMW Ch45-48 . 48gnd		SPB.I	-	S101	021SS-38	12			Daisy ch to Pin 004 (A4)	CVVUCR	33	211121 P23	004	
-															
-	Faraday Link									Cable P20 Farady con to Busbar					
-															
-															
-															
001	Faraday Pins									Connected to Busbar ECR0039tbc					
002	Faraday Pins									Connected to Busbar ECR0039tbc					
003	Faraday Pins									Connected to Busbar ECR0039tbc					

Astrium GmbH	**Pin Allocation List** (Harness)	Doc.No.: HP-2-ASED-IC-0016
Project: HERSCHEL		Issue: 1.0 Date: 21.04.2004
		Sheet: PAL-7 (of 8)

Connector: 312100 J02 **Function:** SPIRE SVM CB1 (SPIRE Bundle 05) **Conn.-Type:** SCC340104401B032435P

Item: HSSVMCB1 **Location:** 27 / I/F CB ab. SVM Panel 7 (SPI/CCU CB) **Backshell:** 440 FS 110 M 24 03

EMC-Category: 2I/Sig H fr CVVFT to SVMCB

Pin	Signal Designation	Interface-Code Circuit	Signal	Pos.	Ch. ID	Wiring	Grouping: Shd	Cable	Twist	Comment	Target-Item	Location	Connector	Pin	New
005	Faraday Pins									Connected to Busbar ECR0039tbc					
006	Faraday Pins									Connected to Busbar ECR0039tbc					
007	Faraday Pins									Connected to Busbar ECR0039tbc					
008	Faraday Pins									Connected to Busbar ECR0039tbc					
014	Faraday Pins									Connected to Busbar ECR0039tbc					
015	Faraday Pins									Connected to Busbar ECR0039tbc					
024	Faraday Pins									Connected to Busbar ECR0039tbc					
025	Faraday Pins									Connected to Busbar ECR0039tbc					
035	Faraday Pins									Connected to Busbar ECR0039tbc					
082	Faraday Pins									Connected to Busbar ECR0039tbc					
093	Faraday Pins									Connected to Busbar ECR0039tbc					
094	Faraday Pins									Connected to Busbar ECR0039tbc					
104	Faraday Pins									Connected to Busbar ECR0039tbc					
105	Faraday Pins									Connected to Busbar ECR0039tbc					
114	Faraday Pins									Connected to Busbar ECR0039tbc					
115	Faraday Pins									Connected to Busbar ECR0039tbc					
121	Faraday Pins									Connected to Busbar ECR0039tbc					
122	Faraday Pins									Connected to Busbar ECR0039tbc					
123	Faraday Pins									Connected to Busbar ECR0039tbc					
124	Faraday Pins									Connected to Busbar ECR0039tbc					

Astrium GmbH	**Pin Allocation List** (Harness)	Doc.No.: HP-2-ASED-IC-0016
Project: HERSCHEL		Issue: 1.0 Date: 21.04.2004
		Sheet: PAL-8 (of 8)

Connector: 312100 J02 **Function:** SPIRE SVM CB1 (SPIRE Bundle 05) **Conn.-Type:** SCC340104401B032435P

Item: HSSVMCB1 **Location:** 27 / I/F CB ab. SVM Panel 7 (SPI/CCU CB) **Backshell:** 440 FS 110 M 24 03

EMC-Category: 2I/Sig H fr CVVFT to SVMCB

Pin	Signal Designation	Interface-Code Circuit	Signal	Pos.	Ch. ID	Wiring	Grouping: Shd	Cable	Twist	Comment	Target-Item	Location	Connector	Pin	New
125	Faraday Pins									Connected to Busbar ECR0039tbc					
126	Faraday Pins									Connected to Busbar ECR0039tbc					
127	Faraday Pins									Connected to Busbar ECR0039tbc					
-															
-	Connector Housing									CH isolated from Farady					
-	Insulating Jacket									Insulating Jacket between Bundle Overall Shd and Faraday Shd					
-	Bundle Overall Shd									Bundle Overall Shd con to Backshell					
-	to inner overall shield														3.

Astrium GmbH	**Pin Allocation List** (Harness)	Doc.No.: HP-2-ASED-IC-0016
Project: HERSCHEL	For wiring schematic see S114-15-06 CVVUCR P24	Issue: 1.0 Date: 21.04.2004
		Sheet: PAL-1 (of 8)

Connector: 312200 J03 **Function:** SPIRE SVM CB2 (SPIRE Bundle 06) **Conn.-Type:** SCC340104401B032435P

Item: HSSVMCB2 **Location:** 27 / I/F CB ab. SVM Panel 7 (SPI/CCU CB) **Backshell:** 440 FS 110 M 24 03

EMC-Category: 2I/Sig H fr CVVFT to SVMCB

Pin	Signal Designation	Interface-Code Circuit	Signal	Pos.	Ch. ID	Wiring	Grouping: Shd	Cable	Twist	Comment	Target-Item	Location	Connector	Pin	New
036	SPIRE PLW B06 GND WIRE A1		SPX.-	-	S461	010B0-30				Con to Cable from P13 GND/Shds	CVVUCR	33	211121 P24	036	
-															
026	SPIRE PLW Ch01-04 . 1+		SPA.I	-	S104	021SS-38	1			PLW-R1	CVVUCR	33	211121 P24	026	
037	SPIRE PLW Ch01-04 . 1-		SPA.I	-	S104	021SS-38	1				CVVUCR	33	211121 P24	037	
036	SPIRE PLW Ch01-04 . 1gnd		SPA.I	-	S104	021SS-38	1			Daisy ch to Pin 36 (A1)	CVVUCR	33	211121 P24	036	
-															
038	SPIRE PLW Ch01-04 . 2+		SPA.I	-	S104	021SS-38	1			PLW-A8	CVVUCR	33	211121 P24	038	
049	SPIRE PLW Ch01-04 . 2-		SPA.I	-	S104	021SS-38	1				CVVUCR	33	211121 P24	049	
036	SPIRE PLW Ch01-04 . 2gnd		SPA.I	-	S104	021SS-38	1			Daisy ch to Pin 36 (A1)	CVVUCR	33	211121 P24	036	
-															
048	SPIRE PLW Ch01-04 . 3+		SPA.I	-	S104	021SS-38	1			PLW-A7	CVVUCR	33	211121 P24	048	
060	SPIRE PLW Ch01-04 . 3-		SPA.I	-	S104	021SS-38	1				CVVUCR	33	211121 P24	060	
036	SPIRE PLW Ch01-04 . 3gnd		SPA.I	-	S104	021SS-38	1			Daisy ch to Pin 36 (A1)	CVVUCR	33	211121 P24	036	
-															
059	SPIRE PLW Ch01-04 . 4+		SPA.I	-	S104	021SS-38	1			PLW-A6	CVVUCR	33	211121 P24	059	
071	SPIRE PLW Ch01-04 . 4-		SPA.I	-	S104	021SS-38	1				CVVUCR	33	211121 P24	071	
036	SPIRE PLW Ch01-04 . 4gnd		SPA.I	-	S104	021SS-38	1			Daisy ch to Pin 36 (A1)	CVVUCR	33	211121 P24	036	
-															
-															
050	SPIRE PLW Ch05-08 . 5+		SPA.I	-	S105	021SS-38	2			PLW-A9	CVVUCR	33	211121 P24	050	
061	SPIRE PLW Ch05-08 . 5-		SPA.I	-	S105	021SS-38	2				CVVUCR	33	211121 P24	061	
036	SPIRE PLW Ch05-08 . 5gnd		SPA.I	-	S105	021SS-38	2			Daisy ch to Pin 36 (A1)	CVVUCR	33	211121 P24	036	
-															
062	SPIRE PLW Ch05-08 . 6+		SPA.I	-	S105	021SS-38	2			PLW-C9	CVVUCR	33	211121 P24	062	
051	SPIRE PLW Ch05-08 . 6-		SPA.I	-	S105	021SS-38	2				CVVUCR	33	211121 P24	051	
036	SPIRE PLW Ch05-08 . 6gnd		SPA.I	-	S105	021SS-38	2			Daisy ch to Pin 36 (A1)	CVVUCR	33	211121 P24	036	
-															
063	SPIRE PLW Ch05-08 . 7+		SPA.I	-	S105	021SS-38	2			PLW-B8	CVVUCR	33	211121 P24	063	
075	SPIRE PLW Ch05-08 . 7-		SPA.I	-	S105	021SS-38	2				CVVUCR	33	211121 P24	075	
036	SPIRE PLW Ch05-08 . 7gnd		SPA.I	-	S105	021SS-38	2			Daisy ch to Pin 36 (A1)	CVVUCR	33	211121 P24	036	
-															
074	SPIRE PLW Ch05-08 . 8+		SPA.I	-	S105	021SS-38	2			PLW-B7	CVVUCR	33	211121 P24	074	
073	SPIRE PLW Ch05-08 . 8-		SPA.I	-	S105	021SS-38	2				CVVUCR	33	211121 P24	073	
036	SPIRE PLW Ch05-08 . 8gnd		SPA.I	-	S105	021SS-38	2			Daisy ch to Pin 36 (A1)	CVVUCR	33	211121 P24	036	
-															
-															
083	SPIRE PLW Ch09-12 . 9+		SPA.I	-	S106	021SS-38	3			PLW-C7	CVVUCR	33	211121 P24	083	
072	SPIRE PLW Ch09-12 . 9-		SPA.I	-	S106	021SS-38	3				CVVUCR	33	211121 P24	072	

Astrium GmbH	**Pin Allocation List** (Harness)	Doc.No.: HP-2-ASED-IC-0016
Project: HERSCHEL		Issue: 1.0 Date: 21.04.2004
		Sheet: PAL-2 (of 8)

Connector: 312200 J03 **Function:** SPIRE SVM CB2 (SPIRE Bundle 06) **Conn.-Type:** SCC340104401B032435P

Item: HSSVMCB2 **Location:** 27 / I/F CB ab. SVM Panel 7 (SPI/CCU CB) **Backshell:** 440 FS 110 M 24 03

EMC-Category: 2I/Sig H fr CVVFT to SVMCB

Pin	Signal Designation	Interface-Code Circuit	Signal	Pos.	Ch. ID	Wiring	Grouping: Shd	Cable	Twist	Comment	Target-Item	Location	Connector	Pin	New	
036	SPIRE PLW Ch09-12 . 9gnd		SPA.I	-	S106	021SS-38	3			Daisy ch to Pin 36 (A1)	CVVUCR	33	211121 P24	036		
-																
095	SPIRE PLW Ch09-12 . 10+		SPA.I	-	S106	021SS-38	3			PLW-B5	CVVUCR	33	211121 P24	095		
084	SPIRE PLW Ch09-12 . 10-		SPA.I	-	S106	021SS-38	3				CVVUCR	33	211121 P24	084		
036	SPIRE PLW Ch09-12 . 10gnd		SPA.I	-	S106	021SS-38	3			Daisy ch to Pin 36 (A1)	CVVUCR	33	211121 P24	036		
-																
096	SPIRE PLW Ch09-12 . 11+		SPA.I	-	S106	021SS-38	3			PLW-B6	CVVUCR	33	211121 P24	096		
085	SPIRE PLW Ch09-12 . 11-		SPA.I	-	S106	021SS-38	3				CVVUCR	33	211121 P24	085		
036	SPIRE PLW Ch09-12 . 11gnd		SPA.I	-	S106	021SS-38	3			Daisy ch to Pin 36 (A1)	CVVUCR	33	211121 P24	036		
-																
106	SPIRE PLW Ch09-12 . 12+		SPA.I	-	S106	021SS-38	3			PLW-A5	CVVUCR	33	211121 P24	106		
107	SPIRE PLW Ch09-12 . 12-		SPA.I	-	S106	021SS-38	3				CVVUCR	33	211121 P24	107		
036	SPIRE PLW Ch09-12 . 12gnd		SPA.I	-	S106	021SS-38	3			Daisy ch to Pin 36 (A1)	CVVUCR	33	211121 P24	036		
-																
-	Faraday link									Cable P13 Faraday Shd con to Busbar tbc						
-																
-																
128	SPIRE PMW B06 GND WIRE A2		SPX.-	-	S462	010B0-30				Con to Cable from P13 GND/Shds	CVVUCR	33	211121 P24	128		
-																
086	SPIRE PLW Ch13-16 . 13+		SPA.I	-	S109	021SS-38	4			PLW-T1	CVVUCR	33	211121 P24	086		
087	SPIRE PLW Ch13-16 . 13-		SPA.I	-	S109	021SS-38	4				CVVUCR	33	211121 P24	087		
036	SPIRE PLW Ch13-16 . 13gnd		SPA.I	-	S109	021SS-38	4			Daisy ch to Pin 128 (A2)	CVVUCR	33	211121 P24	036	3.	3.
-																
097	SPIRE PLW Ch13-16 . 14+		SPA.I	-	S109	021SS-38	4			PLW-B4	CVVUCR	33	211121 P24	097		
098	SPIRE PLW Ch13-16 . 14-		SPA.I	-	S109	021SS-38	4				CVVUCR	33	211121 P24	098		
036	SPIRE PLW Ch13-16 . 14gnd		SPA.I	-	S109	021SS-38	4			Daisy ch to Pin 128 (A2)	CVVUCR	33	211121 P24	036	3.	3.
-																
108	SPIRE PLW Ch13-16 . 15+		SPA.I	-	S109	021SS-38	4			PLW-C4	CVVUCR	33	211121 P24	108		
109	SPIRE PLW Ch13-16 . 15-		SPA.I	-	S109	021SS-38	4				CVVUCR	33	211121 P24	109		
036	SPIRE PLW Ch13-16 . 15gnd		SPA.I	-	S109	021SS-38	4			Daisy ch to Pin 128 (A2)	CVVUCR	33	211121 P24	036	3.	3.
-																
116	SPIRE PLW Ch13-16 . 16+		SPA.I	-	S109	021SS-38	4			PLW-B3	CVVUCR	33	211121 P24	116		
117	SPIRE PLW Ch13-16 . 16-		SPA.I	-	S109	021SS-38	4				CVVUCR	33	211121 P24	117		
036	SPIRE PLW Ch13-16 . 16gnd		SPA.I	-	S109	021SS-38	4			Daisy ch to Pin 128 (A2)	CVVUCR	33	211121 P24	036	3.	3.
-																
-																
055	SPIRE PLW Ch17-20 . 17+		SPA.I	-	S110	021SS-38	5			PLW-C2	CVVUCR	33	211121 P24	055		

Connector: 312200 J03 **Function:** SPIRE SVM CB2 (SPIRE Bundle 06) **Conn.-Type:** SCC340104401B032435P

Item: HSSVMCB2 **Location:** 27 / I/F CB ab. SVM Panel 7 (SPI/CCU CB) **Backshell:** 440 FS 110 M 24 03

EMC-Category: 2I/Sig H fr CVVFT to SVMCB

Pin	Signal Designation	Interface-Code Circuit	Signal	Pos.	Ch. ID	Wiring	Grouping: Shd	Cable	Twist	Comment	Target-Item	Location	Connector	Pin	New
066	SPIRE PLW Ch17-20 . 17-		SPA.I	-	S110	021SS-38	5				CVVUCR	33	211121 P24	066	
128	SPIRE PLW Ch17-20 . 17gnd		SPA.I	-	S110	021SS-38	5			Daisy ch to Pin 128 (A2)	CVVUCR	33	211121 P24	128	
-															
067	SPIRE PLW Ch17-20 . 18+		SPA.I	-	S110	021SS-38	5			PLW-B2	CVVUCR	33	211121 P24	067	
078	SPIRE PLW Ch17-20 . 18-		SPA.I	-	S110	021SS-38	5				CVVUCR	33	211121 P24	078	
128	SPIRE PLW Ch17-20 . 18gnd		SPA.I	-	S110	021SS-38	5			Daisy ch to Pin 128 (A2)	CVVUCR	33	211121 P24	128	
-															
076	SPIRE PLW Ch17-20 . 19+		SPA.I	-	S110	021SS-38	5			PLW-B1	CVVUCR	33	211121 P24	076	
077	SPIRE PLW Ch17-20 . 19-		SPA.I	-	S110	021SS-38	5				CVVUCR	33	211121 P24	077	
128	SPIRE PLW Ch17-20 . 19gnd		SPA.I	-	S110	021SS-38	5			Daisy ch to Pin 128 (A2)	CVVUCR	33	211121 P24	128	
-															
088	SPIRE PLW Ch17-20 . 20+		SPA.I	-	S110	021SS-38	5			PLW-A3	CVVUCR	33	211121 P24	088	
089	SPIRE PLW Ch17-20 . 20-		SPA.I	-	S110	021SS-38	5				CVVUCR	33	211121 P24	089	
128	SPIRE PLW Ch17-20 . 20gnd		SPA.I	-	S110	021SS-38	5			Daisy ch to Pin 128 (A2)	CVVUCR	33	211121 P24	128	
-															
-															
099	SPIRE PLW Ch21-24 . 21+		SPA.I	-	S111	021SS-38	6			PLW-A4	CVVUCR	33	211121 P24	099	
100	SPIRE PLW Ch21-24 . 21-		SPA.I	-	S111	021SS-38	6				CVVUCR	33	211121 P24	100	
128	SPIRE PLW Ch21-24 . 21gnd		SPA.I	-	S111	021SS-38	6			Daisy ch to Pin 128 (A2)	CVVUCR	33	211121 P24	128	
-															
110	SPIRE PLW Ch21-24 . 22+		SPA.I	-	S111	021SS-38	6			PLW-A1	CVVUCR	33	211121 P24	110	
111	SPIRE PLW Ch21-24 . 22-		SPA.I	-	S111	021SS-38	6				CVVUCR	33	211121 P24	111	
128	SPIRE PLW Ch21-24 . 22gnd		SPA.I	-	S111	021SS-38	6			Daisy ch to Pin 128 (A2)	CVVUCR	33	211121 P24	128	
-															
118	SPIRE PLW Ch21-24 . 23+		SPA.I	-	S111	021SS-38	6			PLW-DK1	CVVUCR	33	211121 P24	118	
119	SPIRE PLW Ch21-24 . 23-		SPA.I	-	S111	021SS-38	6				CVVUCR	33	211121 P24	119	
128	SPIRE PLW Ch21-24 . 23gnd		SPA.I	-	S111	021SS-38	6			Daisy ch to Pin 128 (A2)	CVVUCR	33	211121 P24	128	
-															
112	SPIRE PLW Ch21-24 . 24+		SPA.I	-	S111	021SS-38	6			PLW-A2	CVVUCR	33	211121 P24	112	
120	SPIRE PLW Ch21-24 . 24-		SPA.I	-	S111	021SS-38	6				CVVUCR	33	211121 P24	120	
128	SPIRE PLW Ch21-24 . 24gnd		SPA.I	-	S111	021SS-38	6			Daisy ch to Pin 128 (A2)	CVVUCR	33	211121 P24	128	
-															
-	Faraday link									Cable P14 Faraday con to Busbar					
-															
-															
047	SPIRE PMW B06 GND WIRE A3		SPX.-	-	S463	010B0-30				Con to Cable from P15 GND/Shds	CVVUCR	33	211121 P24	047	
-															

Astrium GmbH	Pin Allocation List (Harness)	Doc.No.: HP-2-ASED-IC-0016
Project: HERSCHEL		Issue: 1.0 Date: 21.04.2004
		Sheet: PAL-4 (of 8)

Connector: 312200 J03 **Function:** SPIRE SVM CB2 (SPIRE Bundle 06) **Conn.-Type:** SCC340104401B032435P

Item: HSSVMCB2 **Location:** 27 / I/F CB ab. SVM Panel 7 (SPI/CCU CB) **Backshell:** 440 FS 110 M 24 03

EMC-Category: 2I/Sig H fr CVVFT to SVMCB

Pin	Signal Designation	Interface-Code Circuit	Signal	Pos.	Ch. ID	Wiring	Grouping: Shd	Cable	Twist	Comment	Target-Item	Location	Connector	Pin	New	
090	SPIRE PLW Ch25-28 . 25+		SPA.I	-	S113	021SS-38	7			PLW-E1	CVVUCR	33	211121 P24	090		
079	SPIRE PLW Ch25-28 . 25-		SPA.I	-	S113	021SS-38	7				CVVUCR	33	211121 P24	079		
128	SPIRE PLW Ch25-28 . 25gnd		SPA.I	-	S113	021SS-38	7			Daisy ch to Pin 047 (A3)	CVVUCR	33	211121 P24	128	3.	3.
102	SPIRE PLW Ch25-28 . 26+		SPA.I	-	S113	021SS-38	7			PLW-E2	CVVUCR	33	211121 P24	102		
101	SPIRE PLW Ch25-28 . 26-		SPA.I	-	S113	021SS-38	7				CVVUCR	33	211121 P24	101		
128	SPIRE PLW Ch25-28 . 26gnd		SPA.I	-	S113	021SS-38	7			Daisy ch to Pin 047 (A3)	CVVUCR	33	211121 P24	128	3.	3.
092	SPIRE PLW Ch25-28 . 27+		SPA.I	-	S113	021SS-38	7			PLW-E3	CVVUCR	33	211121 P24	092		
091	SPIRE PLW Ch25-28 . 27-		SPA.I	-	S113	021SS-38	7				CVVUCR	33	211121 P24	091		
128	SPIRE PLW Ch25-28 . 27gnd		SPA.I	-	S113	021SS-38	7			Daisy ch to Pin 047 (A3)	CVVUCR	33	211121 P24	128	3.	3.
103	SPIRE PLW Ch25-28 . 28+		SPA.I	-	S113	021SS-38	7			PLW-E4	CVVUCR	33	211121 P24	103		
113	SPIRE PLW Ch25-28 . 28-		SPA.I	-	S113	021SS-38	7				CVVUCR	33	211121 P24	113		
128	SPIRE PLW Ch25-28 . 28gnd		SPA.I	-	S113	021SS-38	7			Daisy ch to Pin 047 (A3)	CVVUCR	33	211121 P24	128	3.	3.
058	SPIRE PLW Ch29-32 . 29+		SPA.I	-	S114	021SS-38	8			PLW-D1	CVVUCR	33	211121 P24	058		
046	SPIRE PLW Ch29-32 . 29-		SPA.I	-	S114	021SS-38	8				CVVUCR	33	211121 P24	046		
128	SPIRE PLW Ch29-32 . 29gnd		SPA.I	-	S114	021SS-38	8			Daisy ch to Pin 047 (A3)	CVVUCR	33	211121 P24	128	3.	3.
068	SPIRE PLW Ch29-32 . 30+		SPA.I	-	S114	021SS-38	8			PLW-D2	CVVUCR	33	211121 P24	068		
057	SPIRE PLW Ch29-32 . 30-		SPA.I	-	S114	021SS-38	8				CVVUCR	33	211121 P24	057		
128	SPIRE PLW Ch29-32 . 30gnd		SPA.I	-	S114	021SS-38	8			Daisy ch to Pin 047 (A3)	CVVUCR	33	211121 P24	128	3.	3.
069	SPIRE PLW Ch29-32 . 31+		SPA.I	-	S114	021SS-38	8			PLW-D3	CVVUCR	33	211121 P24	069		
080	SPIRE PLW Ch29-32 . 31-		SPA.I	-	S114	021SS-38	8				CVVUCR	33	211121 P24	080		
128	SPIRE PLW Ch29-32 . 31gnd		SPA.I	-	S114	021SS-38	8			Daisy ch to Pin 047 (A3)	CVVUCR	33	211121 P24	128	3.	3.
070	SPIRE PLW Ch29-32 . 32+		SPA.I	-	S114	021SS-38	8			PLW-D4	CVVUCR	33	211121 P24	070		
081	SPIRE PLW Ch29-32 . 32-		SPA.I	-	S114	021SS-38	8				CVVUCR	33	211121 P24	081		
128	SPIRE PLW Ch29-32 . 32gnd		SPA.I	-	S114	021SS-38	8			Daisy ch to Pin 047 (A3)	CVVUCR	33	211121 P24	128	3.	3.
023	SPIRE PLW Ch33-36 . 33+		SPA.I	-	S115	021SS-38	9			PLW-C1	CVVUCR	33	211121 P24	023		
034	SPIRE PLW Ch33-36 . 33-		SPA.I	-	S115	021SS-38	9				CVVUCR	33	211121 P24	034		
004	SPIRE PLW Ch33-36 . 33gnd		SPA.I	-	S115	021SS-38	9			Daisy ch to Pin 047 (A3)	CVVUCR	33	211121 P24	004	3.	3.
033	SPIRE PLW Ch33-36 . 34+		SPA.I	-	S115	021SS-38	9			PLW-C3	CVVUCR	33	211121 P24	033		
045	SPIRE PLW Ch33-36 . 34-		SPA.I	-	S115	021SS-38	9				CVVUCR	33	211121 P24	045		
004	SPIRE PLW Ch33-36 . 34gnd		SPA.I	-	S115	021SS-38	9			Daisy ch to Pin 047 (A3)	CVVUCR	33	211121 P24	004	3.	3.

Connector: 312200 J03 **Function:** SPIRE SVM CB2 (SPIRE Bundle 06) **Conn.-Type:** SCC340104401B032435P
Item: HSSVMCB2 **Location:** 27 / I/F CB ab. SVM Panel 7 (SPI/CCU CB) **Backshell:** 440 FS 110 M 24 03
EMC-Category: 2I/Sig H fr CVVFT to SVMCB

Pin	Signal Designation	Interface-Code Circuit	Signal	Pos.	Ch. ID	Wiring	Grouping: Shd	Cable	Twist	Comment	Target-Item	Location	Connector	Pin	New	
-																
044	SPIRE PLW Ch33-36 . 35+		SPA.I	-	S115	021SS-38	9			PLW-C5	CVVUCR	33	211121 P24	044		
056	SPIRE PLW Ch33-36 . 35-		SPA.I	-	S115	021SS-38	9				CVVUCR	33	211121 P24	056		
004	SPIRE PLW Ch33-36 . 35gnd		SPA.I	-	S115	021SS-38	9			Daisy ch to Pin 047 (A3)	CVVUCR	33	211121 P24	004	3.	3.
-																
022	SPIRE PLW Ch33-36 . 36+		SPA.I	-	S115	021SS-38	9			PLW-T2	CVVUCR	33	211121 P24	022		
032	SPIRE PLW Ch33-36 . 36-		SPA.I	-	S115	021SS-38	9				CVVUCR	33	211121 P24	032		
004	SPIRE PLW Ch33-36 . 36gnd		SPA.I	-	S115	021SS-38	9			Daisy ch to Pin 047 (A3)	CVVUCR	33	211121 P24	004	3.	3.
-																
-	Faraday Link									Cable P15 Faraday Shd con to Busbar tbc						
-																
-																
004	SPIRE PMW B06 GND WIRE A4		SPX.-	-	S464	010B0-30				Con to Cable from P13 GND/Shds	CVVUCR	33	211121 P24	004		
-																
013	SPIRE PLW Ch37-40 . 37+		SPA.I	-	S118	021SS-38				PLW-E5	CVVUCR	33	211121 P24	013		
012	SPIRE PLW Ch37-40 . 37-		SPA.I	-	S118	021SS-38	10				CVVUCR	33	211121 P24	012		
004	SPIRE PLW Ch37-40 . 37gnd		SPA.I	-	S118	021SS-38	10			Daisy ch to Pin 004 (A4)	CVVUCR	33	211121 P24	004		
-																
021	SPIRE PLW Ch37-40 . 38+		SPA.I	-	S118	021SS-38	10			PLW-C6	CVVUCR	33	211121 P24	021		
020	SPIRE PLW Ch37-40 . 38-		SPA.I	-	S118	021SS-38	10				CVVUCR	33	211121 P24	020		
004	SPIRE PLW Ch37-40 . 38gnd		SPA.I	-	S118	021SS-38	10			Daisy ch to Pin 004 (A4)	CVVUCR	33	211121 P24	004		
-																
031	SPIRE PLW Ch37-40 . 39+		SPA.I	-	S118	021SS-38	10			PLW-C8	CVVUCR	33	211121 P24	031		
043	SPIRE PLW Ch37-40 . 39-		SPA.I	-	S118	021SS-38	10				CVVUCR	33	211121 P24	043		
004	SPIRE PLW Ch37-40 . 39gnd		SPA.I	-	S118	021SS-38	10			Daisy ch to Pin 004 (A4)	CVVUCR	33	211121 P24	004		
-																
042	SPIRE PLW Ch37-40 . 40+		SPA.I	-	S118	021SS-38	10			PLW-D5	CVVUCR	33	211121 P24	042		
054	SPIRE PLW Ch37-40 . 40-		SPA.I	-	S118	021SS-38	10				CVVUCR	33	211121 P24	054		
004	SPIRE PLW Ch37-40 . 40gnd		SPA.I	-	S118	021SS-38	10			Daisy ch to Pin 004 (A4)	CVVUCR	33	211121 P24	004		
-																
-																
010	SPIRE PLW Ch41-44 . 41+		SPA.I	-	S119	021SS-38	11			PLW-D6	CVVUCR	33	211121 P24	010		
011	SPIRE PLW Ch41-44 . 41-		SPA.I	-	S119	021SS-38	11				CVVUCR	33	211121 P24	011		
004	SPIRE PLW Ch41-44 . 41gnd		SPA.I	-	S119	021SS-38	11			Daisy ch to Pin 004 (A4)	CVVUCR	33	211121 P24	004		
-																
019	SPIRE PLW Ch41-44 . 42+		SPA.I	-	S119	021SS-38	11			PLW-D7	CVVUCR	33	211121 P24	019		
029	SPIRE PLW Ch41-44 . 42-		SPA.I	-	S119	021SS-38	11				CVVUCR	33	211121 P24	029		

Pin Allocation List
(Harness)

Connector: 312200 J03 **Function:** SPIRE SVM CB2 (SPIRE Bundle 06) **Conn.-Type:** SCC340104401B032435P
Item: HSSVMCB2 **Location:** 27 / I/F CB ab. SVM Panel 7 (SPI/CCU CB) **Backshell:** 440 FS 110 M 24 03
EMC-Category: 2I/Sig H fr CVVFT to SVMCB

Pin	Signal Designation	Interface-Code Circuit	Signal	Pos.	Ch. ID	Wiring	Grouping: Shd	Cable	Twist	Comment	Target-Item	Location	Connector	Pin	New
004	SPIRE PLW Ch41-44 . 42gnd		SPA.I	-	S119	021SS-38	11			Daisy ch to Pin 004 (A4)	CVVUCR	33	211121 P24	004	
-															
041	SPIRE PLW Ch41-44 . 43+		SPA.I	-	S119	021SS-38	11			PLW-D8	CVVUCR	33	211121 P24	041	
030	SPIRE PLW Ch41-44 . 43-		SPA.I	-	S119	021SS-38	11				CVVUCR	33	211121 P24	030	
004	SPIRE PLW Ch41-44 . 43gnd		SPA.I	-	S119	021SS-38	11			Daisy ch to Pin 004 (A4)	CVVUCR	33	211121 P24	004	
-															
053	SPIRE PLW Ch41-44 . 44+		SPA.I	-	S119	021SS-38	11			PLW-E7	CVVUCR	33	211121 P24	053	
052	SPIRE PLW Ch41-44 . 44-		SPA.I	-	S119	021SS-38	11				CVVUCR	33	211121 P24	052	
004	SPIRE PLW Ch41-44 . 44gnd		SPA.I	-	S119	021SS-38	11			Daisy ch to Pin 004 (A4)	CVVUCR	33	211121 P24	004	
-															
-															
009	SPIRE PLW Ch45-48 . 45+		SPA.I	-	S120	021SS-38	12			PLW-E6	CVVUCR	33	211121 P24	009	
017	SPIRE PLW Ch45-48 . 45-		SPA.I	-	S120	021SS-38	12				CVVUCR	33	211121 P24	017	
004	SPIRE PLW Ch45-48 . 45gnd		SPA.I	-	S120	021SS-38	12			Daisy ch to Pin 004 (A4)	CVVUCR	33	211121 P24	004	
-															
018	SPIRE PLW Ch45-48 . 46+		SPA.I	-	S120	021SS-38	12			PLW-E8	CVVUCR	33	211121 P24	018	
028	SPIRE PLW Ch45-48 . 46-		SPA.I	-	S120	021SS-38	12				CVVUCR	33	211121 P24	028	
004	SPIRE PLW Ch45-48 . 46gnd		SPA.I	-	S120	021SS-38	12			Daisy ch to Pin 004 (A4)	CVVUCR	33	211121 P24	004	
-															
016	SPIRE PLW Ch45-48 . 47+		SPA.I	-	S120	021SS-38	12			PLW-DK2	CVVUCR	33	211121 P24	016	
027	SPIRE PLW Ch45-48 . 47-		SPA.I	-	S120	021SS-38	12				CVVUCR	33	211121 P24	027	
004	SPIRE PLW Ch45-48 . 47gnd		SPA.I	-	S120	021SS-38	12			Daisy ch to Pin 004 (A4)	CVVUCR	33	211121 P24	004	
-															
040	SPIRE PLW Ch45-48 . 48+		SPA.I	-	S120	021SS-38	12			PLW-E9	CVVUCR	33	211121 P24	040	
039	SPIRE PLW Ch45-48 . 48-		SPA.I	-	S120	021SS-38	12				CVVUCR	33	211121 P24	039	
004	SPIRE PLW Ch45-48 . 48gnd		SPA.I	-	S120	021SS-38	12			Daisy ch to Pin 004 (A4)	CVVUCR	33	211121 P24	004	
-															
-	Faraday Link			-						Cable P13 Faraday Shd con to Busbar tbc					
-															
-															
001	Faraday Pins									Connected to Busbar ECR0039 tbc					
002	Faraday Pins									Connected to Busbar ECR0039 tbc					
003	Faraday Pins									Connected to Busbar ECR0039 tbc					
005	Faraday Pins									Connected to Busbar ECR0039 tbc					

Astrium GmbH	**Pin Allocation List** (Harness)	Doc.No.: HP-2-ASED-IC-0016
Project: HERSCHEL		Issue: 1.0 Date: 21.04.2004
		Sheet: PAL-7 (of 8)

Connector: 312200 J03 **Function:** SPIRE SVM CB2 (SPIRE Bundle 06) **Conn.-Type:** SCC340104401B032435P

Item: HSSVMCB2 **Location:** 27 / I/F CB ab. SVM Panel 7 (SPI/CCU CB) **Backshell:** 440 FS 110 M 24 03

EMC-Category: 2I/Sig H fr CVVFT to SVMCB

Pin	Signal Designation	Interface-Code Circuit	Signal	Pos.	Ch. ID	Grouping: Wiring	Shd	Cable	Twist	Comment	Target-Item	Location	Connector	Pin	New
006	Faraday Pins									Connected to Busbar ECR0039 tbc					
007	Faraday Pins									Connected to Busbar ECR0039 tbc					
008	Faraday Pins									Connected to Busbar ECR0039 tbc					
014	Faraday Pins									Connected to Busbar ECR0039 tbc					
015	Faraday Pins									Connected to Busbar ECR0039 tbc					
024	Faraday Pins									Connected to Busbar ECR0039 tbc					
025	Faraday Pins									Connected to Busbar ECR0039 tbc					
035	Faraday Pins									Connected to Busbar ECR0039 tbc					
082	Faraday Pins									Connected to Busbar ECR0039 tbc					
093	Faraday Pins									Connected to Busbar ECR0039 tbc					
094	Faraday Pins									Connected to Busbar ECR0039 tbc					
104	Faraday Pins									Connected to Busbar ECR0039 tbc					
105	Faraday Pins									Connected to Busbar ECR0039 tbc					
114	Faraday Pins									Connected to Busbar ECR0039 tbc					
115	Faraday Pins									Connected to Busbar ECR0039 tbc					
121	Faraday Pins									Connected to Busbar ECR0039 tbc					
122	Faraday Pins									Connected to Busbar ECR0039 tbc					
123	Faraday Pins									Connected to Busbar ECR0039 tbc					
124	Faraday Pins									Connected to Busbar ECR0039 tbc					
125	Faraday Pins									Connected to Busbar ECR0039 tbc					

Astrium GmbH	**Pin Allocation List** (Harness)	Doc.No.: HP-2-ASED-IC-0016
Project: HERSCHEL		Issue: 1.0 Date: 21.04.2004
		Sheet: PAL-8 (of 8)

Connector: 312200 J03 **Function:** SPIRE SVM CB2 (SPIRE Bundle 06) **Conn.-Type:** SCC340104401B032435P

Item: HSSVMCB2 **Location:** 27 / I/F CB ab. SVM Panel 7 (SPI/CCU CB) **Backshell:** 440 FS 110 M 24 03

EMC-Category: 2I/Sig H fr CVVFT to SVMCB

Pin	Signal Designation	Interface-Code Circuit	Signal	Pos.	Ch. ID	Wiring	Grouping: Shd	Cable	Twist	Comment	Target-Item	Location	Connector	Pin	New
126	Faraday Pins									Connected to Busbar ECR0039 tbc					
127	Faraday Pins									Connected to Busbar ECR0039 tbc					
-															
-	Connector Housing									CH isolated from Faraday Shds					
-	Insulating Jacket									Insulating Jacket between Bundle Overall Shd and Faraday Shd					
-	Bundle Overall Shd			-						Bundle Overall Shd con to Backshell					

Astrium GmbH		Doc.No.: HP-2-ASED-IC-0016
Project: HERSCHEL	# Pin Allocation List (Harness)	Issue: 1.0 Date: 21.04.2004
	For wiring schematic see SIH-IS-07 CVVUCR P25	Sheet: PAL-1 (of 8)

Connector: 312200 J04 **Function:** SPIRE SVM CB2 (SPIRE Bundle 07) **Conn.-Type:** SCC340104401B032435P

Item: HSSVMCB2 **Location:** 27 / I/F CB ab. SVM Panel 7 (SPI/CCU CB) **Backshell:** 440 FS 110 M 24 03

EMC-Category: 2I/Sig H fr CVVFT to SVMCB

Pin	Signal Designation	Interface-Code Circuit	Signal	Pos.	Ch. ID	Wiring	Grouping: Shd	Cable	Twist	Comment	Target-Item	Location	Connector	Pin	New
036	SPIRE PLW B07 GND WIRE A1		SPX.-	-	S471	010B0-30				Con to Cable from P09 GND/Shds	CVVUCR	33	211121 P25	036	
-															
026	SPIRE PSW (5) Ch01-04 . 1+		SPC.I	-	S158	021SS-38	1			PSW-D11	CVVUCR	33	211121 P25	026	
037	SPIRE PSW (5) Ch01-04 . 1-		SPC.I	-	S158	021SS-38	1				CVVUCR	33	211121 P25	037	
036	SPIRE PSW (5) Ch01-04 . 1gnd		SPC.I	-	S158	021SS-38	1			Daisy ch to Pin 36 (A1)	CVVUCR	33	211121 P25	036	
-															
038	SPIRE PSW (5) Ch01-04 . 2+		SPC.I	-	S158	021SS-38	1			PSW-A10	CVVUCR	33	211121 P25	038	
049	SPIRE PSW (5) Ch01-04 . 2-		SPC.I	-	S158	021SS-38	1				CVVUCR	33	211121 P25	049	
036	SPIRE PSW (5) Ch01-04 . 2gnd		SPC.I	-	S158	021SS-38	1			Daisy ch to Pin 36 (A1)	CVVUCR	33	211121 P25	036	
-															
048	SPIRE PSW (5) Ch01-04 . 3+		SPC.I	-	S158	021SS-38	1			PSW-E10	CVVUCR	33	211121 P25	048	
060	SPIRE PSW (5) Ch01-04 . 3-		SPC.I	-	S158	021SS-38	1				CVVUCR	33	211121 P25	060	
036	SPIRE PSW (5) Ch01-04 . 3gnd		SPC.I	-	S158	021SS-38	1			Daisy ch to Pin 36 (A1)	CVVUCR	33	211121 P25	036	
-															
059	SPIRE PSW (5) Ch01-04 . 4+		SPC.I	-	S158	021SS-38	1			PSW-C10	CVVUCR	33	211121 P25	059	
071	SPIRE PSW (5) Ch01-04 . 4-		SPC.I	-	S158	021SS-38	1				CVVUCR	33	211121 P25	071	
036	SPIRE PSW (5) Ch01-04 . 4gnd		SPC.I	-	S158	021SS-38	1			Daisy ch to Pin 36 (A1)	CVVUCR	33	211121 P25	036	
-															
-															
050	SPIRE PSW (5) Ch05-08 . 5+		SPC.I	-	S159	021SS-38	2			PSW-B10	CVVUCR	33	211121 P25	050	
061	SPIRE PSW (5) Ch05-08 . 5-		SPC.I	-	S159	021SS-38	2				CVVUCR	33	211121 P25	061	
036	SPIRE PSW (5) Ch05-08 . 5gnd		SPC.I	-	S159	021SS-38	2			Daisy ch to Pin 36 (A1)	CVVUCR	33	211121 P25	036	
-															
062	SPIRE PSW (5) Ch05-08 . 6+		SPC.I	-	S159	021SS-38	2			PSW-D10	CVVUCR	33	211121 P25	062	
051	SPIRE PSW (5) Ch05-08 . 6-		SPC.I	-	S159	021SS-38	2				CVVUCR	33	211121 P25	051	
036	SPIRE PSW (5) Ch05-08 . 6gnd		SPC.I	-	S159	021SS-38	2			Daisy ch to Pin 36 (A1)	CVVUCR	33	211121 P25	036	
-															
063	SPIRE PSW (5) Ch05-08 . 7+		SPC.I	-	S159	021SS-38	2			PSW-A9	CVVUCR	33	211121 P25	063	
075	SPIRE PSW (5) Ch05-08 . 7-		SPC.I	-	S159	021SS-38	2				CVVUCR	33	211121 P25	075	
036	SPIRE PSW (5) Ch05-08 . 7gnd		SPC.I	-	S159	021SS-38	2			Daisy ch to Pin 36 (A1)	CVVUCR	33	211121 P25	036	
-															
074	SPIRE PSW (5) Ch05-08 . 8+		SPC.I	-	S159	021SS-38	2			PSW-E9	CVVUCR	33	211121 P25	074	
073	SPIRE PSW (5) Ch05-08 . 8-		SPC.I	-	S159	021SS-38	2				CVVUCR	33	211121 P25	073	
036	SPIRE PSW (5) Ch05-08 . 8gnd		SPC.I	-	S159	021SS-38	2			Daisy ch to Pin 36 (A1)	CVVUCR	33	211121 P25	036	
-															
-															
083	SPIRE PSW (5) Ch09-12 . 9+		SPC.I	-	S160	021SS-38	3			PSW-C9	CVVUCR	33	211121 P25	083	
072	SPIRE PSW (5) Ch09-12 . 9-		SPC.I	-	S160	021SS-38	3				CVVUCR	33	211121 P25	072	

Astrium GmbH	Pin Allocation List (Harness)	Doc.No.: HP-2-ASED-IC-0016
Project: HERSCHEL		Issue: 1.0 Date: 21.04.2004
		Sheet: PAL-2 (of 8)

Connector: 312200 J04 **Function:** SPIRE SVM CB2 (SPIRE Bundle 07) **Conn.-Type:** SCC340104401B032435P

Item: HSSVMCB2 **Location:** 27 / I/F CB ab. SVM Panel 7 (SPI/CCU CB) **Backshell:** 440 FS 110 M 24 03

EMC-Category: 2I/Sig H fr CVVFT to SVMCB

Pin	Signal Designation	Interface-Code Circuit	Signal	Pos.	Ch. ID	Wiring	Grouping: Shd	Cable	Twist	Comment	Target-Item	Location	Connector	Pin	New	
036	SPIRE PSW (5) Ch09-12 . 9gnd		SPC.I	-	S160	021SS-38	3			Daisy ch to Pin 36 (A1)	CVVUCR	33	211121 P25	036		
-																
095	SPIRE PSW (5) Ch09-12 . 10+		SPC.I	-	S160	021SS-38	3			PSW-B9	CVVUCR	33	211121 P25	095		
084	SPIRE PSW (5) Ch09-12 . 10-		SPC.I	-	S160	021SS-38	3				CVVUCR	33	211121 P25	084		
036	SPIRE PSW (5) Ch09-12 . 10gnd		SPC.I	-	S160	021SS-38	3			Daisy ch to Pin 36 (A1)	CVVUCR	33	211121 P25	036		
-																
096	SPIRE PSW (5) Ch09-12 . 11+		SPC.I	-	S160	021SS-38	3			PSW-D9	CVVUCR	33	211121 P25	096		
085	SPIRE PSW (5) Ch09-12 . 11-		SPC.I	-	S160	021SS-38	3				CVVUCR	33	211121 P25	085		
036	SPIRE PSW (5) Ch09-12 . 11gnd		SPC.I	-	S160	021SS-38	3			Daisy ch to Pin 36 (A1)	CVVUCR	33	211121 P25	036		
-																
106	SPIRE PSW (5) Ch09-12 . 12+		SPC.I	-	S160	021SS-38	3			PSW-A8	CVVUCR	33	211121 P25	106		
107	SPIRE PSW (5) Ch09-12 . 12-		SPC.I	-	S160	021SS-38	3				CVVUCR	33	211121 P25	107		
036	SPIRE PSW (5) Ch09-12 . 12gnd		SPC.I	-	S160	021SS-38	3			Daisy ch to Pin 36 (A1)	CVVUCR	33	211121 P25	036		
-																
-	Faraday Link									Cable P09 Faraday Shd con to Busbar tbc						
-																
-																
128	SPIRE PLW B07 GND WIRE A2		SPX.-	-	S472	010B0-30				Con to Cable from P10 GND/Shds	CVVUCR	33	211121 P25	128		
-																
086	SPIRE PSW (5) Ch13-16 . 13+		SPC.I	-	S163	021SS-38	4			PSW-C8	CVVUCR	33	211121 P25	086		
087	SPIRE PSW (5) Ch13-16 . 13-		SPC.I	-	S163	021SS-38	4				CVVUCR	33	211121 P25	087		
036	SPIRE PSW (5) Ch13-16 . 13gnd		SPC.I	-	S163	021SS-38	4			Daisy ch to Pin 128 (A2)	CVVUCR	33	211121 P25	036	3.	3.
-																
097	SPIRE PSW (5) Ch13-16 . 14+		SPC.I	-	S163	021SS-38	4			PSW-E8	CVVUCR	33	211121 P25	097		
098	SPIRE PSW (5) Ch13-16 . 14-		SPC.I	-	S163	021SS-38	4				CVVUCR	33	211121 P25	098		
036	SPIRE PSW (5) Ch13-16 . 14gnd		SPC.I	-	S163	021SS-38	4			Daisy ch to Pin 128 (A2)	CVVUCR	33	211121 P25	036	3.	3.
-																
108	SPIRE PSW (5) Ch13-16 . 15+		SPC.I	-	S163	021SS-38	4			PSW-D8	CVVUCR	33	211121 P25	108		
109	SPIRE PSW (5) Ch13-16 . 15-		SPC.I	-	S163	021SS-38	4				CVVUCR	33	211121 P25	109		
036	SPIRE PSW (5) Ch13-16 . 15gnd		SPC.I	-	S163	021SS-38	4			Daisy ch to Pin 128 (A2)	CVVUCR	33	211121 P25	036	3.	3.
-																
116	SPIRE PSW (5) Ch13-16 . 16+		SPC.I	-	S163	021SS-38	4			PSW-B8	CVVUCR	33	211121 P25	116		
117	SPIRE PSW (5) Ch13-16 . 16-		SPC.I	-	S163	021SS-38	4				CVVUCR	33	211121 P25	117		
036	SPIRE PSW (5) Ch13-16 . 16gnd		SPC.I	-	S163	021SS-38	4			Daisy ch to Pin 128 (A2)	CVVUCR	33	211121 P25	036	3.	3.
-																
-																
055	SPIRE PSW (5) Ch17-20 . 17+		SPC.I	-	S164	021SS-38	5			PSW-C7	CVVUCR	33	211121 P25	055		

Astrium GmbH	**Pin Allocation List** (Harness)	Doc.No.: HP-2-ASED-IC-0016
Project: HERSCHEL		Issue: 1.0 Date: 21.04.2004
		Sheet: PAL-3 (of 8)

Connector: 312200 J04 **Function:** SPIRE SVM CB2 (SPIRE Bundle 07) **Conn.-Type:** SCC340104401B032435P

Item: HSSVMCB2 **Location:** 27 / I/F CB ab. SVM Panel 7 (SPI/CCU CB) **Backshell:** 440 FS 110 M 24 03

EMC-Category: 2I/Sig H fr CVVFT to SVMCB

Pin	Signal Designation	Interface-Code Circuit	Signal	Pos.	Ch. ID	Wiring	Grouping: Shd	Cable	Twist	Comment	Target-Item	Location	Connector	Pin	New
066	SPIRE PSW (5) Ch17-20 . 17-		SPC.I	-	S164	021SS-38	5				CVVUCR	33	211121 P25	066	
128	SPIRE PSW (5) Ch17-20 . 17gnd		SPC.I	-	S164	021SS-38	5			Daisy ch to Pin 128 (A2)	CVVUCR	33	211121 P25	128	
-															
067	SPIRE PSW (5) Ch17-20 . 18+		SPC.I	-	S164	021SS-38	5			PSW-E7	CVVUCR	33	211121 P25	067	
078	SPIRE PSW (5) Ch17-20 . 18-		SPC.I	-	S164	021SS-38	5				CVVUCR	33	211121 P25	078	
128	SPIRE PSW (5) Ch17-20 . 18gnd		SPC.I	-	S164	021SS-38	5			Daisy ch to Pin 128 (A2)	CVVUCR	33	211121 P25	128	
-															
076	SPIRE PSW (5) Ch17-20 . 19+		SPC.I	-	S164	021SS-38	5			PSW-A7	CVVUCR	33	211121 P25	076	
077	SPIRE PSW (5) Ch17-20 . 19-		SPC.I	-	S164	021SS-38	5				CVVUCR	33	211121 P25	077	
128	SPIRE PSW (5) Ch17-20 . 19gnd		SPC.I	-	S164	021SS-38	5			Daisy ch to Pin 128 (A2)	CVVUCR	33	211121 P25	128	
-															
088	SPIRE PSW (5) Ch17-20 . 20+		SPC.I	-	S164	021SS-38	5			PSW-D7	CVVUCR	33	211121 P25	088	
089	SPIRE PSW (5) Ch17-20 . 20-		SPC.I	-	S164	021SS-38	5				CVVUCR	33	211121 P25	089	
128	SPIRE PSW (5) Ch17-20 . 20gnd		SPC.I	-	S164	021SS-38	5			Daisy ch to Pin 128 (A2)	CVVUCR	33	211121 P25	128	
-															
-															
099	SPIRE PSW (5) Ch21-24 . 21+		SPC.I	-	S165	021SS-38	6			PSW-B7	CVVUCR	33	211121 P25	099	
100	SPIRE PSW (5) Ch21-24 . 21-		SPC.I	-	S165	021SS-38	6				CVVUCR	33	211121 P25	100	
128	SPIRE PSW (5) Ch21-24 . 21gnd		SPC.I	-	S165	021SS-38	6			Daisy ch to Pin 128 (A2)	CVVUCR	33	211121 P25	128	
-															
110	SPIRE PSW (5) Ch21-24 . 22+		SPC.I	-	S165	021SS-38	6			PSW-C6	CVVUCR	33	211121 P25	110	
111	SPIRE PSW (5) Ch21-24 . 22-		SPC.I	-	S165	021SS-38	6				CVVUCR	33	211121 P25	111	
128	SPIRE PSW (5) Ch21-24 . 22gnd		SPC.I	-	S165	021SS-38	6			Daisy ch to Pin 128 (A2)	CVVUCR	33	211121 P25	128	
-															
118	SPIRE PSW (5) Ch21-24 . 23+		SPC.I	-	S165	021SS-38	6			PSW-E6	CVVUCR	33	211121 P25	118	
119	SPIRE PSW (5) Ch21-24 . 23-		SPC.I	-	S165	021SS-38	6				CVVUCR	33	211121 P25	119	
128	SPIRE PSW (5) Ch21-24 . 23gnd		SPC.I	-	S165	021SS-38	6			Daisy ch to Pin 128 (A2)	CVVUCR	33	211121 P25	128	
-															
112	SPIRE PSW (5) Ch21-24 . 24+		SPC.I	-	S165	021SS-38	6			PSW-A6	CVVUCR	33	211121 P25	112	
120	SPIRE PSW (5) Ch21-24 . 24-		SPC.I	-	S165	021SS-38	6				CVVUCR	33	211121 P25	120	
128	SPIRE PSW (5) Ch21-24 . 24gnd		SPC.I	-	S165	021SS-38	6			Daisy ch to Pin 128 (A2)	CVVUCR	33	211121 P25	128	
-															
-	Faraday Link									Cable P10 Faraday Shd con to Busbar tbc					
-															
-															
047	SPIRE PLW B07 GND WIRE A3		SPX.-	-	S473	010B0-30				Con to Cable from P11 GND/Shds	CVVUCR	33	211121 P25	047	
-															

Astrium GmbH	Pin Allocation List (Harness)	Doc.No.: HP-2-ASED-IC-0016
Project: HERSCHEL		Issue: 1.0 Date: 21.04.2004
		Sheet: PAL-4 (of 8)

Connector: 312200 J04 **Function:** SPIRE SVM CB2 (SPIRE Bundle 07) **Conn.-Type:** SCC340104401B032435P

Item: HSSVMCB2 **Location:** 27 / I/F CB ab. SVM Panel 7 (SPI/CCU CB) **Backshell:** 440 FS 110 M 24 03

EMC-Category: 2I/Sig H fr CVVFT to SVMCB

Pin	Signal Designation	Interface-Code Circuit	Signal	Pos.	Ch. ID	Wiring	Grouping: Shd	Cable	Twist	Comment	Target-Item	Location	Connector	Pin	New	
090	SPIRE PSW (6) Ch25-28 . 25+		SPC.I	-	S167	021SS-38	7			PSW-G5	CVVUCR	33	211121 P25	090		
079	SPIRE PSW (6) Ch25-28 . 25-		SPC.I	-	S167	021SS-38	7				CVVUCR	33	211121 P25	079		
128	SPIRE PSW (6) Ch25-28 . 25gnd		SPC.I	-	S167	021SS-38	7			Daisy ch to Pin 047 (A3)	CVVUCR	33	211121 P25	128	3.	3.
-																
102	SPIRE PSW (6) Ch25-28 . 26+		SPC.I	-	S167	021SS-38	7			PSW-H6	CVVUCR	33	211121 P25	102		
101	SPIRE PSW (6) Ch25-28 . 26-		SPC.I	-	S167	021SS-38	7				CVVUCR	33	211121 P25	101		
128	SPIRE PSW (6) Ch25-28 . 26gnd		SPC.I	-	S167	021SS-38	7			Daisy ch to Pin 047 (A3)	CVVUCR	33	211121 P25	128	3.	3.
-																
092	SPIRE PSW (6) Ch25-28 . 27+		SPC.I	-	S167	021SS-38	7			PSW-J6	CVVUCR	33	211121 P25	092		
091	SPIRE PSW (6) Ch25-28 . 27-		SPC.I	-	S167	021SS-38	7				CVVUCR	33	211121 P25	091		
128	SPIRE PSW (6) Ch25-28 . 27gnd		SPC.I	-	S167	021SS-38	7			Daisy ch to Pin 047 (A3)	CVVUCR	33	211121 P25	128	3.	3.
-																
103	SPIRE PSW (6) Ch25-28 . 28+		SPC.I	-	S167	021SS-38	7			PSW-F6	CVVUCR	33	211121 P25	103		
113	SPIRE PSW (6) Ch25-28 . 28-		SPC.I	-	S167	021SS-38	7				CVVUCR	33	211121 P25	113		
128	SPIRE PSW (6) Ch25-28 . 28gnd		SPC.I	-	S167	021SS-38	7			Daisy ch to Pin 047 (A3)	CVVUCR	33	211121 P25	128	3.	3.
-																
-																
058	SPIRE PSW (6) Ch29-32 . 29+		SPC.I	-	S168	021SS-38	8			PSW-G6	CVVUCR	33	211121 P25	058		
046	SPIRE PSW (6) Ch29-32 . 29-		SPC.I	-	S168	021SS-38	8				CVVUCR	33	211121 P25	046		
128	SPIRE PSW (6) Ch29-32 . 29gnd		SPC.I	-	S168	021SS-38	8			Daisy ch to Pin 047 (A3)	CVVUCR	33	211121 P25	128	3.	3.
-																
068	SPIRE PSW (6) Ch29-32 . 30+		SPC.I	-	S168	021SS-38	8			PSW-H7	CVVUCR	33	211121 P25	068		
057	SPIRE PSW (6) Ch29-32 . 30-		SPC.I	-	S168	021SS-38	8				CVVUCR	33	211121 P25	057		
128	SPIRE PSW (6) Ch29-32 . 30gnd		SPC.I	-	S168	021SS-38	8			Daisy ch to Pin 047 (A3)	CVVUCR	33	211121 P25	128	3.	3.
-																
069	SPIRE PSW (6) Ch29-32 . 31+		SPC.I	-	S168	021SS-38	8			PSW-F7	CVVUCR	33	211121 P25	069		
080	SPIRE PSW (6) Ch29-32 . 31-		SPC.I	-	S168	021SS-38	8				CVVUCR	33	211121 P25	080		
128	SPIRE PSW (6) Ch29-32 . 31gnd		SPC.I	-	S168	021SS-38	8			Daisy ch to Pin 047 (A3)	CVVUCR	33	211121 P25	128	3.	3.
-																
070	SPIRE PSW (6) Ch29-32 . 32+		SPC.I	-	S168	021SS-38	8			PSW-J7	CVVUCR	33	211121 P25	070		
081	SPIRE PSW (6) Ch29-32 . 32-		SPC.I	-	S168	021SS-38	8				CVVUCR	33	211121 P25	081		
128	SPIRE PSW (6) Ch29-32 . 32gnd		SPC.I	-	S168	021SS-38	8			Daisy ch to Pin 047 (A3)	CVVUCR	33	211121 P25	128	3.	3.
-																
-																
023	SPIRE PSW (6) Ch33-36 . 33+		SPC.I	-	S169	021SS-38	9			PSW-G7	CVVUCR	33	211121 P25	023		
034	SPIRE PSW (6) Ch33-36 . 33-		SPC.I	-	S169	021SS-38	9				CVVUCR	33	211121 P25	034		
004	SPIRE PSW (6) Ch33-36 . 33gnd		SPC.I	-	S169	021SS-38	9			Daisy ch to Pin 047 (A3)	CVVUCR	33	211121 P25	004	3.	3.
-																
033	SPIRE PSW (6) Ch33-36 . 34+		SPC.I	-	S169	021SS-38	9			PSW-H8	CVVUCR	33	211121 P25	033		

Astrium GmbH	Pin Allocation List (Harness)	Doc.No.: HP-2-ASED-IC-0016
Project: HERSCHEL		Issue: 1.0 Date: 21.04.2004
		Sheet: PAL-5 (of 8)

Connector: 312200 J04 **Function:** SPIRE SVM CB2 (SPIRE Bundle 07) **Conn.-Type:** SCC340104401B032435P

Item: HSSVMCB2 **Location:** 27 / I/F CB ab. SVM Panel 7 (SPI/CCU CB) **Backshell:** 440 FS 110 M 24 03

EMC-Category: 2I/Sig H fr CVVFT to SVMCB

Pin	Signal Designation	Interface-Code Circuit	Signal	Pos.	Ch. ID	Wiring	Grouping: Shd	Cable	Twist	Comment	Target-Item	Location	Connector	Pin	New	
045	SPIRE PSW (6) Ch33-36 . 34-		SPC.I	-	S169	021SS-38	9				CVVUCR	33	211121 P25	045		
004	SPIRE PSW (6) Ch33-36 . 34gnd		SPC.I	-	S169	021SS-38	9			Daisy ch to Pin 047 (A3)	CVVUCR	33	211121 P25	004	3.	3.
-																
044	SPIRE PSW (6) Ch33-36 . 35+		SPC.I	-	S169	021SS-38	9			PSW-F8	CVVUCR	33	211121 P25	044		
056	SPIRE PSW (6) Ch33-36 . 35-		SPC.I	-	S169	021SS-38	9				CVVUCR	33	211121 P25	056		
004	SPIRE PSW (6) Ch33-36 . 35gnd		SPC.I	-	S169	021SS-38	9			Daisy ch to Pin 047 (A3)	CVVUCR	33	211121 P25	004	3.	3.
-																
022	SPIRE PSW (6) Ch33-36 . 36+		SPC.I	-	S169	021SS-38	9			PSW-G8	CVVUCR	33	211121 P25	022		
032	SPIRE PSW (6) Ch33-36 . 36-		SPC.I	-	S169	021SS-38	9				CVVUCR	33	211121 P25	032		
004	SPIRE PSW (6) Ch33-36 . 36gnd		SPC.I	-	S169	021SS-38	9			Daisy ch to Pin 047 (A3)	CVVUCR	33	211121 P25	004	3.	3.
-																
-	Faraday Link									Cable P11 Faraday Shd con to Busbar tbc						
-																
-																
004	SPIRE PLW B07 GND WIRE A4		SPX.-	-	S474	010B0-30				Con to Cable from P12 GND/Shds	CVVUCR	33	211121 P25	004		
-																
013	SPIRE PSW (6) Ch37-40 . 37+		SPC.I	-	S172	021SS-38	10			PSW-J8	CVVUCR	33	211121 P25	013		
012	SPIRE PSW (6) Ch37-40 . 37-		SPC.I	-	S172	021SS-38	10				CVVUCR	33	211121 P25	012		
004	SPIRE PSW (6) Ch37-40 . 37gnd		SPC.I	-	S172	021SS-38	10			Daisy ch to Pin 004 (A4)	CVVUCR	33	211121 P25	004		
-																
021	SPIRE PSW (6) Ch37-40 . 38+		SPC.I	-	S172	021SS-38	10			PSW-F9	CVVUCR	33	211121 P25	021		
020	SPIRE PSW (6) Ch37-40 . 38-		SPC.I	-	S172	021SS-38	10				CVVUCR	33	211121 P25	020		
004	SPIRE PSW (6) Ch37-40 . 38gnd		SPC.I	-	S172	021SS-38	10			Daisy ch to Pin 004 (A4)	CVVUCR	33	211121 P25	004		
-																
031	SPIRE PSW (6) Ch37-40 . 39+		SPC.I	-	S172	021SS-38	10			PSW-H9	CVVUCR	33	211121 P25	031		
043	SPIRE PSW (6) Ch37-40 . 39-		SPC.I	-	S172	021SS-38	10				CVVUCR	33	211121 P25	043		
004	SPIRE PSW (6) Ch37-40 . 39gnd		SPC.I	-	S172	021SS-38	10			Daisy ch to Pin 004 (A4)	CVVUCR	33	211121 P25	004		
-																
042	SPIRE PSW (6) Ch37-40 . 40+		SPC.I	-	S172	021SS-38	10			PSW-G9	CVVUCR	33	211121 P25	042		
054	SPIRE PSW (6) Ch37-40 . 40-		SPC.I	-	S172	021SS-38	10				CVVUCR	33	211121 P25	054		
004	SPIRE PSW (6) Ch37-40 . 40gnd		SPC.I	-	S172	021SS-38	10			Daisy ch to Pin 004 (A4)	CVVUCR	33	211121 P25	004		
-																
-																
010	SPIRE PSW (6) Ch41-44 . 41+		SPC.I	-	S173	021SS-38	11			PSW-J9	CVVUCR	33	211121 P25	010		
011	SPIRE PSW (6) Ch41-44 . 41-		SPC.I	-	S173	021SS-38	11				CVVUCR	33	211121 P25	011		
004	SPIRE PSW (6) Ch41-44 . 41gnd		SPC.I	-	S173	021SS-38	11			Daisy ch to Pin 004 (A4)	CVVUCR	33	211121 P25	004		
-																

Pin Allocation List

(Harness)

Connector: 312200 J04
Item: HSSVMCB2
EMC-Category: 2I/Sig H fr CVVFT to SVMCB

Function: SPIRE SVM CB2 (SPIRE Bundle 07)
Location: 27 / I/F CB ab. SVM Panel 7 (SPI/CCU CB)

Conn.-Type: SCC340104401B032435P
Backshell: 440 FS 110 M 24 03

Pin	Signal Designation	Interface-Code Circuit	Signal	Pos.	Ch. ID	Wiring	Grouping: Shd	Cable	Twist	Comment	Target-Item	Location	Connector	Pin	New
019	SPIRE PSW (6) Ch41-44 . 42+		SPC.I	-	S173	021SS-38	11			PSW-F10	CVVUCR	33	211121 P25	019	
029	SPIRE PSW (6) Ch41-44 . 42-		SPC.I	-	S173	021SS-38	11				CVVUCR	33	211121 P25	029	
004	SPIRE PSW (6) Ch41-44 . 42gnd		SPC.I	-	S173	021SS-38	11			Daisy ch to Pin 004 (A4)	CVVUCR	33	211121 P25	004	
-															
041	SPIRE PSW (6) Ch41-44 . 43+		SPC.I	-	S173	021SS-38	11			PSW-H10	CVVUCR	33	211121 P25	041	
030	SPIRE PSW (6) Ch41-44 . 43-		SPC.I	-	S173	021SS-38	11				CVVUCR	33	211121 P25	030	
004	SPIRE PSW (6) Ch41-44 . 43gnd		SPC.I	-	S173	021SS-38	11			Daisy ch to Pin 004 (A4)	CVVUCR	33	211121 P25	004	
-															
053	SPIRE PSW (6) Ch41-44 . 44+		SPC.I	-	S173	021SS-38	11			PSW-G10	CVVUCR	33	211121 P25	053	
052	SPIRE PSW (6) Ch41-44 . 44-		SPC.I	-	S173	021SS-38	11				CVVUCR	33	211121 P25	052	
004	SPIRE PSW (6) Ch41-44 . 44gnd		SPC.I	-	S173	021SS-38	11			Daisy ch to Pin 004 (A4)	CVVUCR	33	211121 P25	004	
-															
-															
009	SPIRE PSW (6) Ch45-48 . 45+		SPC.I	-	S174	021SS-38	12			PSW-F11	CVVUCR	33	211121 P25	009	
017	SPIRE PSW (6) Ch45-48 . 45-		SPC.I	-	S174	021SS-38	12				CVVUCR	33	211121 P25	017	
004	SPIRE PSW (6) Ch45-48 . 45gnd		SPC.I	-	S174	021SS-38	12			Daisy ch to Pin 004 (A4)	CVVUCR	33	211121 P25	004	
-															
018	SPIRE PSW (6) Ch45-48 . 46+		SPC.I	-	S174	021SS-38	12			PSW-J10	CVVUCR	33	211121 P25	018	
028	SPIRE PSW (6) Ch45-48 . 46-		SPC.I	-	S174	021SS-38	12				CVVUCR	33	211121 P25	028	
004	SPIRE PSW (6) Ch45-48 . 46gnd		SPC.I	-	S174	021SS-38	12			Daisy ch to Pin 004 (A4)	CVVUCR	33	211121 P25	004	
-															
016	SPIRE PSW (6) Ch45-48 . 47+		SPC.I	-	S174	021SS-38	12			PSW-H11	CVVUCR	33	211121 P25	016	
027	SPIRE PSW (6) Ch45-48 . 47-		SPC.I	-	S174	021SS-38	12				CVVUCR	33	211121 P25	027	
004	SPIRE PSW (6) Ch45-48 . 47gnd		SPC.I	-	S174	021SS-38	12			Daisy ch to Pin 004 (A4)	CVVUCR	33	211121 P25	004	
-															
040	SPIRE PSW (6) Ch45-48 . 48+		SPC.I	-	S174	021SS-38	12			PSW-G11	CVVUCR	33	211121 P25	040	
039	SPIRE PSW (6) Ch45-48 . 48-		SPC.I	-	S174	021SS-38	12				CVVUCR	33	211121 P25	039	
004	SPIRE PSW (6) Ch45-48 . 48gnd		SPC.I	-	S174	021SS-38	12			Daisy ch to Pin 004 (A4)	CVVUCR	33	211121 P25	004	
-															
-	Faraday Link									Cable from P12 Faraday Shd con to Busbar tbc					
-															
001	Faraday Pins									Connected to Busbar ECR0039tbc					
002	Faraday Pins									Connected to Busbar ECR0039tbc					
003	Faraday Pins									Connected to Busbar ECR0039tbc					

Astrium GmbH	Pin Allocation List (Harness)	Doc.No.: HP-2-ASED-IC-0016
Project: HERSCHEL		Issue: 1.0 Date: 21.04.2004
		Sheet: PAL-7 (of 8)

Connector: 312200 J04 **Function:** SPIRE SVM CB2 (SPIRE Bundle 07) **Conn.-Type:** SCC340104401B032435P

Item: HSSVMCB2 **Location:** 27 / I/F CB ab. SVM Panel 7 (SPI/CCU CB) **Backshell:** 440 FS 110 M 24 03

EMC-Category: 2I/Sig H fr CVVFT to SVMCB

Pin	Signal Designation	Interface-Code Circuit	Signal	Pos.	Ch. ID	Wiring	Grouping: Shd	Cable	Twist	Comment	Target-Item	Location	Connector	Pin	New
005	Faraday Pins									Connected to Busbar ECR0039tbc					
006	Faraday Pins									Connected to Busbar ECR0039tbc					
007	Faraday Pins									Connected to Busbar ECR0039tbc					
008	Faraday Pins									Connected to Busbar ECR0039tbc					
014	Faraday Pins									Connected to Busbar ECR0039tbc					
015	Faraday Pins									Connected to Busbar ECR0039tbc					
024	Faraday Pins									Connected to Busbar ECR0039tbc					
025	Faraday Pins									Connected to Busbar ECR0039tbc					
035	Faraday Pins									Connected to Busbar ECR0039tbc					
082	Faraday Pins									Connected to Busbar ECR0039tbc					
093	Faraday Pins									Connected to Busbar ECR0039tbc					
094	Faraday Pins									Connected to Busbar ECR0039tbc					
104	Faraday Pins									Connected to Busbar ECR0039tbc					
105	Faraday Pins									Connected to Busbar ECR0039tbc					
114	Faraday Pins									Connected to Busbar ECR0039tbc					
115	Faraday Pins									Connected to Busbar ECR0039tbc					
121	Faraday Pins									Connected to Busbar ECR0039tbc					
122	Faraday Pins									Connected to Busbar ECR0039tbc					
123	Faraday Pins									Connected to Busbar ECR0039tbc					
124	Faraday Pins									Connected to Busbar ECR0039tbc					

Astrium GmbH	Pin Allocation List (Harness)	Doc.No.: HP-2-ASED-IC-0016
Project: HERSCHEL		Issue: 1.0 Date: 21.04.2004
		Sheet: PAL-8 (of 8)

Connector: 312200 J04 **Function:** SPIRE SVM CB2 (SPIRE Bundle 07) **Conn.-Type:** SCC340104401B032435P

Item: HSSVMCB2 **Location:** 27 / I/F CB ab. SVM Panel 7 (SPI/CCU CB) **Backshell:** 440 FS 110 M 24 03

EMC-Category: 2I/Sig H fr CVVFT to SVMCB

Pin	Signal Designation	Interface-Code Circuit	Signal	Pos.	Ch. ID	Wiring	Grouping: Shd	Cable	Twist	Comment	Target-Item	Location	Connector	Pin	New
125	Faraday Pins									Connected to Busbar ECR0039tbc					
126	Faraday Pins									Connected to Busbar ECR0039tbc					
127	Faraday Pins									Connected to Busbar ECR0039tbc					
-															
CH	Connector Housing									Ch isolated from Faraday Shds					
-	Insulating Jacket									Insulating Jacket between Bundle Overall Shd and Faraday Shd					
-	Bundle Overall Shd									Overall Shd con to Backshell					

Astrium GmbH	**Pin Allocation List** (Harness)	Doc.No.: HP-2-ASED-IC-0016
Project: HERSCHEL	For wiring Schematic see SIH-IS-08 ; CVVUCR P27	Issue: 1.0 Date: 21.04.2004
		Sheet: PAL-1 (of 8)

Connector: 312200 J01 **Function:** SPIRE SVM CB2 (SPIRE Bundle 08) **Conn.-Type:** SCC340104401B032435P

Item: HSSVMCB2 **Location:** 27 / I/F CB ab. SVM Panel 7 (SPI/CCU CB) **Backshell:** 440 FS 110 M 24 03

EMC-Category: 2I/Sig H fr CVVFT to SVMCB

Pin	Signal Designation	Interface-Code Circuit	Signal	Pos.	Ch. ID	Wiring	Grouping: Shd	Cable	Twist	Comment	Target-Item	Location	Connector	Pin	New
036	SPIRE PLW B08 GND WIRE A1		SPX.-	-	S481	010B0-30				Con to Cable from P05 GND/Shds	CVVUCR	33	211121 P27	036	
-															
026	SPIRE PSW (3) Ch01-04 . 1+		SPC.I	-	S140	021SS-38	1			PSW-D6	CVVUCR	33	211121 P27	026	
037	SPIRE PSW (3) Ch01-04 . 1-		SPC.I	-	S140	021SS-38	1				CVVUCR	33	211121 P27	037	
036	SPIRE PSW (3) Ch01-04 . 1gnd		SPC.I	-	S140	021SS-38	1			Daisy ch to Pin 36 (A1)	CVVUCR	33	211121 P27	036	
-															
038	SPIRE PSW (3) Ch01-04 . 2+		SPC.I	-	S140	021SS-38	1			PSW-B6	CVVUCR	33	211121 P27	038	
049	SPIRE PSW (3) Ch01-04 . 2-		SPC.I	-	S140	021SS-38	1				CVVUCR	33	211121 P27	049	
036	SPIRE PSW (3) Ch01-04 . 2gnd		SPC.I	-	S140	021SS-38	1			Daisy ch to Pin 36 (A1)	CVVUCR	33	211121 P27	036	
-															
048	SPIRE PSW (3) Ch01-04 . 3+		SPC.I	-	S140	021SS-38	1			PSW-C5	CVVUCR	33	211121 P27	048	
060	SPIRE PSW (3) Ch01-04 . 3-		SPC.I	-	S140	021SS-38	1				CVVUCR	33	211121 P27	060	
036	SPIRE PSW (3) Ch01-04 . 3gnd		SPC.I	-	S140	021SS-38	1			Daisy ch to Pin 36 (A1)	CVVUCR	33	211121 P27	036	
-															
059	SPIRE PSW (3) Ch01-04 . 4+		SPC.I	-	S140	021SS-38	1			PSW-A5	CVVUCR	33	211121 P27	059	
071	SPIRE PSW (3) Ch01-04 . 4-		SPC.I	-	S140	021SS-38	1				CVVUCR	33	211121 P27	071	
036	SPIRE PSW (3) Ch01-04 . 4gnd		SPC.I	-	S140	021SS-38	1			Daisy ch to Pin 36 (A1)	CVVUCR	33	211121 P27	036	
-															
-															
050	SPIRE PSW (3) Ch05-08 . 5+		SPC.I	-	S141	021SS-38	2			PSW-E5	CVVUCR	33	211121 P27	050	
061	SPIRE PSW (3) Ch05-08 . 5-		SPC.I	-	S141	021SS-38	2				CVVUCR	33	211121 P27	061	
036	SPIRE PSW (3) Ch05-08 . 5gnd		SPC.I	-	S141	021SS-38	2			Daisy ch to Pin 36 (A1)	CVVUCR	33	211121 P27	036	
-															
062	SPIRE PSW (3) Ch05-08 . 6+		SPC.I	-	S141	021SS-38	2			PSW-B5	CVVUCR	33	211121 P27	062	
051	SPIRE PSW (3) Ch05-08 . 6-		SPC.I	-	S141	021SS-38	2				CVVUCR	33	211121 P27	051	
036	SPIRE PSW (3) Ch05-08 . 6gnd		SPC.I	-	S141	021SS-38	2			Daisy ch to Pin 36 (A1)	CVVUCR	33	211121 P27	036	
-															
063	SPIRE PSW (3) Ch05-08 . 7+		SPC.I	-	S141	021SS-38	2			PSW-D5	CVVUCR	33	211121 P27	063	
075	SPIRE PSW (3) Ch05-08 . 7-		SPC.I	-	S141	021SS-38	2				CVVUCR	33	211121 P27	075	
036	SPIRE PSW (3) Ch05-08 . 7gnd		SPC.I	-	S141	021SS-38	2			Daisy ch to Pin 36 (A1)	CVVUCR	33	211121 P27	036	
-															
074	SPIRE PSW (3) Ch05-08 . 8+		SPC.I	-	S141	021SS-38	2			PSW-C4	CVVUCR	33	211121 P27	074	
073	SPIRE PSW (3) Ch05-08 . 8-		SPC.I	-	S141	021SS-38	2				CVVUCR	33	211121 P27	073	
036	SPIRE PSW (3) Ch05-08 . 8gnd		SPC.I	-	S141	021SS-38	2			Daisy ch to Pin 36 (A1)	CVVUCR	33	211121 P27	036	
-															
-															
083	SPIRE PSW (3) Ch09-12 . 9+		SPC.I	-	S142	021SS-38	3			PSW-A4	CVVUCR	33	211121 P27	083	
072	SPIRE PSW (3) Ch09-12 . 9-		SPC.I	-	S142	021SS-38	3				CVVUCR	33	211121 P27	072	

Pin Allocation List
(Harness)

Connector: 312200 J01 **Function:** SPIRE SVM CB2 (SPIRE Bundle 08) **Conn.-Type:** SCC340104401B032435P
Item: HSSVMCB2 **Location:** 27 / I/F CB ab. SVM Panel 7 (SPI/CCU CB) **Backshell:** 440 FS 110 M 24 03
EMC-Category: 2I/Sig H fr CVVFT to SVMCB

Pin	Signal Designation	Interface-Code Circuit	Signal	Pos.	Ch. ID	Wiring	Grouping: Shd	Cable	Twist	Comment	Target-Item	Location	Connector	Pin	New	
036	SPIRE PSW (3) Ch09-12 . 9gnd		SPC.I	-	S142	021SS-38	3			Daisy ch to Pin 36 (A1)	CVVUCR	33	211121 P27	036		
-																
095	SPIRE PSW (3) Ch09-12 . 10+		SPC.I	-	S142	021SS-38	3			PSW-D4	CVVUCR	33	211121 P27	095		
084	SPIRE PSW (3) Ch09-12 . 10-		SPC.I	-	S142	021SS-38	3				CVVUCR	33	211121 P27	084		
036	SPIRE PSW (3) Ch09-12 . 10gnd		SPC.I	-	S142	021SS-38	3			Daisy ch to Pin 36 (A1)	CVVUCR	33	211121 P27	036		
-																
096	SPIRE PSW (3) Ch09-12 . 11+		SPC.I	-	S142	021SS-38	3			PSW-B4	CVVUCR	33	211121 P27	096		
085	SPIRE PSW (3) Ch09-12 . 11-		SPC.I	-	S142	021SS-38	3				CVVUCR	33	211121 P27	085		
036	SPIRE PSW (3) Ch09-12 . 11gnd		SPC.I	-	S142	021SS-38	3			Daisy ch to Pin 36 (A1)	CVVUCR	33	211121 P27	036		
-																
106	SPIRE PSW (3) Ch09-12 . 12+		SPC.I	-	S142	021SS-38	3			PSW-C3	CVVUCR	33	211121 P27	106		
107	SPIRE PSW (3) Ch09-12 . 12-		SPC.I	-	S142	021SS-38	3				CVVUCR	33	211121 P27	107		
036	SPIRE PSW (3) Ch09-12 . 12gnd		SPC.I	-	S142	021SS-38	3			Daisy ch to Pin 36 (A1)	CVVUCR	33	211121 P27	036		
-																
-	Faraday Link									Cable P05 Faraday Shd con to Busbar tbc						
-																
-																
128	SPIRE PLW B08 GND WIRE A2		SPX.-	-	S482	010B0-30				Con to Cable from P06 GND/Shds	CVVUCR	33	211121 P27	128		
-																
086	SPIRE PSW (3) Ch13-16 . 13+		SPC.I	-	S145	021SS-38	4			PSW-B3	CVVUCR	33	211121 P27	086		
087	SPIRE PSW (3) Ch13-16 . 13-		SPC.I	-	S145	021SS-38	4				CVVUCR	33	211121 P27	087		
036	SPIRE PSW (3) Ch13-16 . 13gnd		SPC.I	-	S145	021SS-38	4			Daisy ch to Pin 128 (A2)	CVVUCR	33	211121 P27	036	3.	3.
-																
097	SPIRE PSW (3) Ch13-16 . 14+		SPC.I	-	S145	021SS-38	4			PSW-A3	CVVUCR	33	211121 P27	097		
098	SPIRE PSW (3) Ch13-16 . 14-		SPC.I	-	S145	021SS-38	4				CVVUCR	33	211121 P27	098		
036	SPIRE PSW (3) Ch13-16 . 14gnd		SPC.I	-	S145	021SS-38	4			Daisy ch to Pin 128 (A2)	CVVUCR	33	211121 P27	036	3.	3.
-																
108	SPIRE PSW (3) Ch13-16 . 15+		SPC.I	-	S145	021SS-38	4			PSW-A2	CVVUCR	33	211121 P27	108		
109	SPIRE PSW (3) Ch13-16 . 15-		SPC.I	-	S145	021SS-38	4				CVVUCR	33	211121 P27	109		
036	SPIRE PSW (3) Ch13-16 . 15gnd		SPC.I	-	S145	021SS-38	4			Daisy ch to Pin 128 (A2)	CVVUCR	33	211121 P27	036	3.	3.
-																
116	SPIRE PSW (3) Ch13-16 . 16+		SPC.I	-	S145	021SS-38	4			PSW-D3	CVVUCR	33	211121 P27	116		
117	SPIRE PSW (3) Ch13-16 . 16-		SPC.I	-	S145	021SS-38	4				CVVUCR	33	211121 P27	117		
036	SPIRE PSW (3) Ch13-16 . 16gnd		SPC.I	-	S145	021SS-38	4			Daisy ch to Pin 128 (A2)	CVVUCR	33	211121 P27	036	3.	3.
-																
-																
055	SPIRE PSW (3) Ch17-20 . 17+		SPC.I	-	S146	021SS-38	5			PSW-C2	CVVUCR	33	211121 P27	055		

Connector: 312200 J01 **Function:** SPIRE SVM CB2 (SPIRE Bundle 08) **Conn.-Type:** SCC340104401B032435P
Item: HSSVMCB2 **Location:** 27 / I/F CB ab. SVM Panel 7 (SPI/CCU CB) **Backshell:** 440 FS 110 M 24 03
EMC-Category: 2I/Sig H fr CVVFT to SVMCB

Pin	Signal Designation	Interface-Code Circuit	Signal	Pos.	Ch. ID	Wiring	Grouping: Shd	Cable	Twist	Comment	Target-Item	Location	Connector	Pin	New
066	SPIRE PSW (3) Ch17-20 . 17-		SPC.I	-	S146	021SS-38	5				CVVUCR	33	211121 P27	066	
128	SPIRE PSW (3) Ch17-20 . 17gnd		SPC.I	-	S146	021SS-38	5			Daisy ch to Pin 128 (A2)	CVVUCR	33	211121 P27	128	
-															
067	SPIRE PSW (3) Ch17-20 . 18+		SPC.I	-	S146	021SS-38	5			PSW-B2	CVVUCR	33	211121 P27	067	
078	SPIRE PSW (3) Ch17-20 . 18-		SPC.I	-	S146	021SS-38	5				CVVUCR	33	211121 P27	078	
128	SPIRE PSW (3) Ch17-20 . 18gnd		SPC.I	-	S146	021SS-38	5			Daisy ch to Pin 128 (A2)	CVVUCR	33	211121 P27	128	
-															
076	SPIRE PSW (3) Ch17-20 . 19+		SPC.I	-	S146	021SS-38	5			PSW-D2	CVVUCR	33	211121 P27	076	
077	SPIRE PSW (3) Ch17-20 . 19-		SPC.I	-	S146	021SS-38	5				CVVUCR	33	211121 P27	077	
128	SPIRE PSW (3) Ch17-20 . 19gnd		SPC.I	-	S146	021SS-38	5			Daisy ch to Pin 128 (A2)	CVVUCR	33	211121 P27	128	
-															
088	SPIRE PSW (3) Ch17-20 . 20+		SPC.I	-	S146	021SS-38	5			PSW-A1	CVVUCR	33	211121 P27	088	
089	SPIRE PSW (3) Ch17-20 . 20-		SPC.I	-	S146	021SS-38	5				CVVUCR	33	211121 P27	089	
128	SPIRE PSW (3) Ch17-20 . 20gnd		SPC.I	-	S146	021SS-38	5			Daisy ch to Pin 128 (A2)	CVVUCR	33	211121 P27	128	
-															
-															
099	SPIRE PSW (3) Ch21-24 . 21+		SPC.I	-	S147	021SS-38	6			PSW-C1	CVVUCR	33	211121 P27	099	
100	SPIRE PSW (3) Ch21-24 . 21-		SPC.I	-	S147	021SS-38	6				CVVUCR	33	211121 P27	100	
128	SPIRE PSW (3) Ch21-24 . 21gnd		SPC.I	-	S147	021SS-38	6			Daisy ch to Pin 128 (A2)	CVVUCR	33	211121 P27	128	
-															
110	SPIRE PSW (3) Ch21-24 . 22+		SPC.I	-	S147	021SS-38	6			PSW-B1	CVVUCR	33	211121 P27	110	
111	SPIRE PSW (3) Ch21-24 . 22-		SPC.I	-	S147	021SS-38	6				CVVUCR	33	211121 P27	111	
128	SPIRE PSW (3) Ch21-24 . 22gnd		SPC.I	-	S147	021SS-38	6			Daisy ch to Pin 128 (A2)	CVVUCR	33	211121 P27	128	
-															
118	SPIRE PSW (3) Ch21-24 . 23+		SPC.I	-	S147	021SS-38	6			PSW-DK1	CVVUCR	33	211121 P27	118	
119	SPIRE PSW (3) Ch21-24 . 23-		SPC.I	-	S147	021SS-38	6				CVVUCR	33	211121 P27	119	
128	SPIRE PSW (3) Ch21-24 . 23gnd		SPC.I	-	S147	021SS-38	6			Daisy ch to Pin 128 (A2)	CVVUCR	33	211121 P27	128	
-															
112	SPIRE PSW (3) Ch21-24 . 24+		SPC.I	-	S147	021SS-38	6			PSW-D1	CVVUCR	33	211121 P27	112	
120	SPIRE PSW (3) Ch21-24 . 24-		SPC.I	-	S147	021SS-38	6				CVVUCR	33	211121 P27	120	
128	SPIRE PSW (3) Ch21-24 . 24gnd		SPC.I	-	S147	021SS-38	6			Daisy ch to Pin 128 (A2)	CVVUCR	33	211121 P27	128	
-															
-	Faraday Link									Cable P06 Faraday Shd con to Busbar tbc					
-															
-															
047	SPIRE PLW B08 GND WIRE A3		SPX.-	-	S483	010B0-30				Con to Cable from P07 GND/Shds	CVVUCR	33	211121 P27	047	
-															

Pin Allocation List

(Harness)

Connector: 312200 J01
Item: HSSVMCB2
EMC-Category: 2I/Sig H fr CVVFT to SVMCB

Function: SPIRE SVM CB2 (SPIRE Bundle 08)
Location: 27 / I/F CB ab. SVM Panel 7 (SPI/CCU CB)

Conn.-Type: SCC340104401B032435P
Backshell: 440 FS 110 M 24 03

Pin	Signal Designation	Interface-Code Circuit	Signal	Pos.	Ch. ID	Wiring	Grouping: Shd	Cable	Twist	Comment	Target-Item	Location	Connector	Pin	New	
090	SPIRE PSW (4) Ch25-28 . 25+		SPC.I	-	S149	021SS-38	7			PSW-F12	CVVUCR	33	211121 P27	090		
079	SPIRE PSW (4) Ch25-28 . 25-		SPC.I	-	S149	021SS-38	7				CVVUCR	33	211121 P27	079		
128	SPIRE PSW (4) Ch25-28 . 25gnd		SPC.I	-	S149	021SS-38	7			Daisy ch to Pin 047 (A3)	CVVUCR	33	211121 P27	128	3.	3.
-																
102	SPIRE PSW (4) Ch25-28 . 26+		SPC.I	-	S149	021SS-38	7			PSW-J11	CVVUCR	33	211121 P27	102		
101	SPIRE PSW (4) Ch25-28 . 26-		SPC.I	-	S149	021SS-38	7				CVVUCR	33	211121 P27	101		
128	SPIRE PSW (4) Ch25-28 . 26gnd		SPC.I	-	S149	021SS-38	7			Daisy ch to Pin 047 (A3)	CVVUCR	33	211121 P27	128	3.	3.
-																
092	SPIRE PSW (4) Ch25-28 . 27+		SPC.I	-	S149	021SS-38	7			PSW-E12	CVVUCR	33	211121 P27	092		
091	SPIRE PSW (4) Ch25-28 . 27-		SPC.I	-	S149	021SS-38	7				CVVUCR	33	211121 P27	091		
128	SPIRE PSW (4) Ch25-28 . 27gnd		SPC.I	-	S149	021SS-38	7			Daisy ch to Pin 047 (A3)	CVVUCR	33	211121 P27	128	3.	3.
-																
103	SPIRE PSW (4) Ch25-28 . 28+		SPC.I	-	S149	021SS-38	7			PSW-H12	CVVUCR	33	211121 P27	103		
113	SPIRE PSW (4) Ch25-28 . 28-		SPC.I	-	S149	021SS-38	7				CVVUCR	33	211121 P27	113		
128	SPIRE PSW (4) Ch25-28 . 28gnd		SPC.I	-	S149	021SS-38	7			Daisy ch to Pin 047 (A3)	CVVUCR	33	211121 P27	128	3.	3.
-																
-																
058	SPIRE PSW (4) Ch29-32 . 29+		SPC.I	-	S150	021SS-38	8			PSW-G12	CVVUCR	33	211121 P27	058		
046	SPIRE PSW (4) Ch29-32 . 29-		SPC.I	-	S150	021SS-38	8				CVVUCR	33	211121 P27	046		
128	SPIRE PSW (4) Ch29-32 . 29gnd		SPC.I	-	S150	021SS-38	8			Daisy ch to Pin 047 (A3)	CVVUCR	33	211121 P27	128	3.	3.
-																
068	SPIRE PSW (4) Ch29-32 . 30+		SPC.I	-	S150	021SS-38	8			PSW-F13	CVVUCR	33	211121 P27	068		
057	SPIRE PSW (4) Ch29-32 . 30-		SPC.I	-	S150	021SS-38	8				CVVUCR	33	211121 P27	057		
128	SPIRE PSW (4) Ch29-32 . 30gnd		SPC.I	-	S150	021SS-38	8			Daisy ch to Pin 047 (A3)	CVVUCR	33	211121 P27	128	3.	3.
-																
069	SPIRE PSW (4) Ch29-32 . 31+		SPC.I	-	S150	021SS-38	8			PSW-E13	CVVUCR	33	211121 P27	069		
080	SPIRE PSW (4) Ch29-32 . 31-		SPC.I	-	S150	021SS-38	8				CVVUCR	33	211121 P27	080		
128	SPIRE PSW (4) Ch29-32 . 31gnd		SPC.I	-	S150	021SS-38	8			Daisy ch to Pin 047 (A3)	CVVUCR	33	211121 P27	128	3.	3.
-																
070	SPIRE PSW (4) Ch29-32 . 32+		SPC.I	-	S150	021SS-38	8			PSW-J12	CVVUCR	33	211121 P27	070		
081	SPIRE PSW (4) Ch29-32 . 32-		SPC.I	-	S150	021SS-38	8				CVVUCR	33	211121 P27	081		
128	SPIRE PSW (4) Ch29-32 . 32gnd		SPC.I	-	S150	021SS-38	8			Daisy ch to Pin 047 (A3)	CVVUCR	33	211121 P27	128	3.	3.
-																
-																
023	SPIRE PSW (4) Ch33-36 . 33+		SPC.I	-	S151	021SS-38	9			PSW-H13	CVVUCR	33	211121 P27	023		
034	SPIRE PSW (4) Ch33-36 . 33-		SPC.I	-	S151	021SS-38	9				CVVUCR	33	211121 P27	034		
004	SPIRE PSW (4) Ch33-36 . 33gnd		SPC.I	-	S151	021SS-38	9			Daisy ch to Pin 047 (A3)	CVVUCR	33	211121 P27	004	3.	3.
-																
033	SPIRE PSW (4) Ch33-36 . 34+		SPC.I	-	S151	021SS-38	9			PSW-G13	CVVUCR	33	211121 P27	033		

Connector: 312200 J01 **Function:** SPIRE SVM CB2 (SPIRE Bundle 08) **Conn.-Type:** SCC340104401B032435P

Item: HSSVMCB2 **Location:** 27 / I/F CB ab. SVM Panel 7 (SPI/CCU CB) **Backshell:** 440 FS 110 M 24 03

EMC-Category: 2I/Sig H fr CVVFT to SVMCB

Pin	Signal Designation	Interface-Code Circuit	Signal	Pos.	Ch. ID	Wiring	Grouping: Shd	Cable	Twist	Comment	Target-Item	Location	Connector	Pin	New	
045	SPIRE PSW (4) Ch33-36 . 34-		SPC.I	-	S151	021SS-38	9				CVVUCR	33	211121 P27	045		
004	SPIRE PSW (4) Ch33-36 . 34gnd		SPC.I	-	S151	021SS-38	9			Daisy ch to Pin 047 (A3)	CVVUCR	33	211121 P27	004	3.	3.
-																
044	SPIRE PSW (4) Ch33-36 . 35+		SPC.I	-	S151	021SS-38	9			PSW-F14	CVVUCR	33	211121 P27	044		
056	SPIRE PSW (4) Ch33-36 . 35-		SPC.I	-	S151	021SS-38	9				CVVUCR	33	211121 P27	056		
004	SPIRE PSW (4) Ch33-36 . 35gnd		SPC.I	-	S151	021SS-38	9			Daisy ch to Pin 047 (A3)	CVVUCR	33	211121 P27	004	3.	3.
-																
022	SPIRE PSW (4) Ch33-36 . 36+		SPC.I	-	S151	021SS-38	9			PSW-E14	CVVUCR	33	211121 P27	022		
032	SPIRE PSW (4) Ch33-36 . 36-		SPC.I	-	S151	021SS-38	9				CVVUCR	33	211121 P27	032		
004	SPIRE PSW (4) Ch33-36 . 36gnd		SPC.I	-	S151	021SS-38	9			Daisy ch to Pin 047 (A3)	CVVUCR	33	211121 P27	004	3.	3.
-																
-	Faraday Link									Cable P07 Faraday Shd con to Busbar tbc						
-																
-																
004	SPIRE PLW B08 GND WIRE A4		SPX.-	-	S484	010B0-30				Con to Cable from P08 GND/Shds	CVVUCR	33	211121 P27	004		
-																
013	SPIRE PSW (4) Ch37-40 . 37+		SPC.I	-	S154	021SS-38	10			PSW-J13	CVVUCR	33	211121 P27	013		
012	SPIRE PSW (4) Ch37-40 . 37-		SPC.I	-	S154	021SS-38	10				CVVUCR	33	211121 P27	012		
004	SPIRE PSW (4) Ch37-40 . 37gnd		SPC.I	-	S154	021SS-38	10			Daisy ch to Pin 004 (A4)	CVVUCR	33	211121 P27	004		
-																
021	SPIRE PSW (4) Ch37-40 . 38+		SPC.I	-	S154	021SS-38	10			PSW-H14	CVVUCR	33	211121 P27	021		
020	SPIRE PSW (4) Ch37-40 . 38-		SPC.I	-	S154	021SS-38	10				CVVUCR	33	211121 P27	020		
004	SPIRE PSW (4) Ch37-40 . 38gnd		SPC.I	-	S154	021SS-38	10			Daisy ch to Pin 004 (A4)	CVVUCR	33	211121 P27	004		
-																
031	SPIRE PSW (4) Ch37-40 . 39+		SPC.I	-	S154	021SS-38	10			PSW-G14	CVVUCR	33	211121 P27	031		
043	SPIRE PSW (4) Ch37-40 . 39-		SPC.I	-	S154	021SS-38	10				CVVUCR	33	211121 P27	043		
004	SPIRE PSW (4) Ch37-40 . 39gnd		SPC.I	-	S154	021SS-38	10			Daisy ch to Pin 004 (A4)	CVVUCR	33	211121 P27	004		
-																
042	SPIRE PSW (4) Ch37-40 . 40+		SPC.I	-	S154	021SS-38	10			PSW-J14	CVVUCR	33	211121 P27	042		
054	SPIRE PSW (4) Ch37-40 . 40-		SPC.I	-	S154	021SS-38	10				CVVUCR	33	211121 P27	054		
004	SPIRE PSW (4) Ch37-40 . 40gnd		SPC.I	-	S154	021SS-38	10			Daisy ch to Pin 004 (A4)	CVVUCR	33	211121 P27	004		
-																
-																
010	SPIRE PSW (4) Ch41-44 . 41+		SPC.I	-	S155	021SS-38	11			PSW-F15	CVVUCR	33	211121 P27	010		
011	SPIRE PSW (4) Ch41-44 . 41-		SPC.I	-	S155	021SS-38	11				CVVUCR	33	211121 P27	011		
004	SPIRE PSW (4) Ch41-44 . 41gnd		SPC.I	-	S155	021SS-38	11			Daisy ch to Pin 004 (A4)	CVVUCR	33	211121 P27	004		
-																

Astrium GmbH	**Pin Allocation List** (Harness)	Doc.No.: HP-2-ASED-IC-0016
Project: HERSCHEL		Issue: 1.0 Date: 21.04.2004
		Sheet: PAL-6 (of 8)

Connector: 312200 J01 **Function:** SPIRE SVM CB2 (SPIRE Bundle 08) **Conn.-Type:** SCC340104401B032435P

Item: HSSVMCB2 **Location:** 27 / I/F CB ab. SVM Panel 7 (SPI/CCU CB) **Backshell:** 440 FS 110 M 24 03

EMC-Category: 2I/Sig H fr CVVFT to SVMCB

Pin	Signal Designation	Interface-Code Circuit	Signal	Pos.	Ch. ID	Wiring	Grouping: Shd	Cable	Twist	Comment	Target-Item	Location	Connector	Pin	New
019	SPIRE PSW (4) Ch41-44 . 42+		SPC.I	-	S155	021SS-38	11			PSW-H15	CVVUCR	33	211121 P27	019	
029	SPIRE PSW (4) Ch41-44 . 42-		SPC.I	-	S155	021SS-38	11				CVVUCR	33	211121 P27	029	
004	SPIRE PSW (4) Ch41-44 . 42gnd		SPC.I	-	S155	021SS-38	11			Daisy ch to Pin 004 (A4)	CVVUCR	33	211121 P27	004	
-															
041	SPIRE PSW (4) Ch41-44 . 43+		SPC.I	-	S155	021SS-38	11			PSW-J15	CVVUCR	33	211121 P27	041	
030	SPIRE PSW (4) Ch41-44 . 43-		SPC.I	-	S155	021SS-38	11				CVVUCR	33	211121 P27	030	
004	SPIRE PSW (4) Ch41-44 . 43gnd		SPC.I	-	S155	021SS-38	11			Daisy ch to Pin 004 (A4)	CVVUCR	33	211121 P27	004	
-															
053	SPIRE PSW (4) Ch41-44 . 44+		SPC.I	-	S155	021SS-38	11			PSW-G15	CVVUCR	33	211121 P27	053	
052	SPIRE PSW (4) Ch41-44 . 44-		SPC.I	-	S155	021SS-38	11				CVVUCR	33	211121 P27	052	
004	SPIRE PSW (4) Ch41-44 . 44gnd		SPC.I	-	S155	021SS-38	11			Daisy ch to Pin 004 (A4)	CVVUCR	33	211121 P27	004	
-															
-															
009	SPIRE PSW (4) Ch45-48 . 45+		SPC.I	-	S156	021SS-38	12			PSW-H16	CVVUCR	33	211121 P27	009	
017	SPIRE PSW (4) Ch45-48 . 45-		SPC.I	-	S156	021SS-38	12				CVVUCR	33	211121 P27	017	
004	SPIRE PSW (4) Ch45-48 . 45gnd		SPC.I	-	S156	021SS-38	12			Daisy ch to Pin 004 (A4)	CVVUCR	33	211121 P27	004	
-															
018	SPIRE PSW (4) Ch45-48 . 46+		SPC.I	-	S156	021SS-38	12			PSW-DK2	CVVUCR	33	211121 P27	018	
028	SPIRE PSW (4) Ch45-48 . 46-		SPC.I	-	S156	021SS-38	12				CVVUCR	33	211121 P27	028	
004	SPIRE PSW (4) Ch45-48 . 46gnd		SPC.I	-	S156	021SS-38	12			Daisy ch to Pin 004 (A4)	CVVUCR	33	211121 P27	004	
-															
016	SPIRE PSW (4) Ch45-48 . 47+		SPC.I	-	S156	021SS-38	12			PSW-F16	CVVUCR	33	211121 P27	016	
027	SPIRE PSW (4) Ch45-48 . 47-		SPC.I	-	S156	021SS-38	12				CVVUCR	33	211121 P27	027	
004	SPIRE PSW (4) Ch45-48 . 47gnd		SPC.I	-	S156	021SS-38	12			Daisy ch to Pin 004 (A4)	CVVUCR	33	211121 P27	004	
-															
040	SPIRE PSW (4) Ch45-48 . 48+		SPC.I	-	S156	021SS-38	12			PSW-E15	CVVUCR	33	211121 P27	040	
039	SPIRE PSW (4) Ch45-48 . 48-		SPC.I	-	S156	021SS-38	12				CVVUCR	33	211121 P27	039	
004	SPIRE PSW (4) Ch45-48 . 48gnd		SPC.I	-	S156	021SS-38	12			Daisy ch to Pin 004 (A4)	CVVUCR	33	211121 P27	004	
-															
-	Faraday Link									Cable from P08 Faraday Shd con to Busbar					
-															
-															
001	Faraday Pins									Connected to Busbar ECR0039tbc					
002	Faraday Pins									Connected to Busbar ECR0039tbc					
003	Faraday Pins									Connected to Busbar ECR0039tbc					

Pin Allocation List
(Harness)

Connector: 312200 J01
Item: HSSVMCB2
EMC-Category: 2I/Sig H fr CVVFT to SVMCB

Function: SPIRE SVM CB2 (SPIRE Bundle 08)
Location: 27 / I/F CB ab. SVM Panel 7 (SPI/CCU CB)

Conn.-Type: SCC340104401B032435P
Backshell: 440 FS 110 M 24 03

Pin	Signal Designation	Interface-Code Circuit	Signal	Pos.	Ch. ID	Wiring	Grouping: Shd	Cable	Twist	Comment	Target-Item	Location	Connector	Pin	New
005	Faraday Pins									Connected to Busbar ECR0039tbc					
006	Faraday Pins									Connected to Busbar ECR0039tbc					
007	Faraday Pins									Connected to Busbar ECR0039tbc					
008	Faraday Pins									Connected to Busbar ECR0039tbc					
014	Faraday Pins									Connected to Busbar ECR0039tbc					
015	Faraday Pins									Connected to Busbar ECR0039tbc					
024	Faraday Pins									Connected to Busbar ECR0039tbc					
025	Faraday Pins									Connected to Busbar ECR0039tbc					
035	Faraday Pins									Connected to Busbar ECR0039tbc					
082	Faraday Pins									Connected to Busbar ECR0039tbc					
093	Faraday Pins									Connected to Busbar ECR0039tbc					
094	Faraday Pins									Connected to Busbar ECR0039tbc					
104	Faraday Pins									Connected to Busbar ECR0039tbc					
105	Faraday Pins									Connected to Busbar ECR0039tbc					
114	Faraday Pins									Connected to Busbar ECR0039tbc					
115	Faraday Pins									Connected to Busbar ECR0039tbc					
121	Faraday Pins									Connected to Busbar ECR0039tbc					
122	Faraday Pins									Connected to Busbar ECR0039tbc					
123	Faraday Pins									Connected to Busbar ECR0039tbc					
124	Faraday Pins									Connected to Busbar ECR0039tbc					

Astrium GmbH	Pin Allocation List (Harness)	Doc.No.: HP-2-ASED-IC-0016
Project: HERSCHEL		Issue: 1.0 Date: 21.04.2004
		Sheet: PAL-8 (of 8)

Connector: 312200 J01 **Function:** SPIRE SVM CB2 (SPIRE Bundle 08) **Conn.-Type:** SCC340104401B032435P

Item: HSSVMCB2 **Location:** 27 / I/F CB ab. SVM Panel 7 (SPI/CCU CB) **Backshell:** 440 FS 110 M 24 03

EMC-Category: 2I/Sig H fr CVVFT to SVMCB

Pin	Signal Designation	Interface-Code Circuit	Signal	Pos.	Ch. ID	Wiring	Grouping: Shd	Cable	Twist	Comment	Target-Item	Location	Connector	Pin	New
125	Faraday Pins									Connected to Busbar ECR0039tbc					
126	Faraday Pins									Connected to Busbar ECR0039tbc					
127	Faraday Pins									Connected to Busbar ECR0039tbc					
-															
CH	Connector Housing									CH isolated from Faraday Shds					
-	Insulating Jacket									Insulating Jacket between Bundle Overall Shd and Faraday Shd					
-	Bundle Overall Shd									Bundle Overall Shd con to Backshell					

Astrium GmbH	Pin Allocation List (Harness)	Doc.No.: HP-2-ASED-IC-0016
Project: HERSCHEL	For wiring schematic see SIH-IS-09; CVVUCR P28	Issue: 1.0 Date: 21.04.2004
		Sheet: PAL-1 (of 8)

Connector: 312200 J02 **Function:** SPIRE SVM CB2 (SPIRE Bundle 09) **Conn.-Type:** SCC340104401B032435P

Item: HSSVMCB2 **Location:** 27 / I/F CB ab. SVM Panel 7 (SPI/CCU CB) **Backshell:** 440 FS 110 M 24 03

EMC-Category: 2I/Sig H fr CVVFT to SVMCB

Pin	Signal Designation	Interface-Code Circuit	Signal	Pos.	Ch. ID	Wiring	Grouping: Shd	Cable	Twist	Comment	Target-Item	Location	Connector	Pin	New
036	SPIRE PLW B09 GND WIRE A1		SPX.-	-	S491	010B0-30				Con to Cable from P01 GND/Shds	CVVUCR	33	211121 P28	036	
-															
026	SPIRE PSW Ch01-04 . 1+		SPC.I	-	S122	021SS-38	1			PSW-R1	CVVUCR	33	211121 P28	026	
037	SPIRE PSW Ch01-04 . 1-		SPC.I	-	S122	021SS-38	1				CVVUCR	33	211121 P28	037	
036	SPIRE PSW Ch01-04 . 1gnd		SPC.I	-	S122	021SS-38	1			Daisy ch to Pin 36 (A1)	CVVUCR	33	211121 P28	036	
-															
038	SPIRE PSW Ch01-04 . 2+		SPC.I	-	S122	021SS-38	1			PSW-D16	CVVUCR	33	211121 P28	038	
049	SPIRE PSW Ch01-04 . 2-		SPC.I	-	S122	021SS-38	1				CVVUCR	33	211121 P28	049	
036	SPIRE PSW Ch01-04 . 2gnd		SPC.I	-	S122	021SS-38	1			Daisy ch to Pin 36 (A1)	CVVUCR	33	211121 P28	036	
-															
048	SPIRE PSW Ch01-04 . 3+		SPC.I	-	S122	021SS-38	1			PSW-T1	CVVUCR	33	211121 P28	048	
060	SPIRE PSW Ch01-04 . 3-		SPC.I	-	S122	021SS-38	1				CVVUCR	33	211121 P28	060	
036	SPIRE PSW Ch01-04 . 3gnd		SPC.I	-	S122	021SS-38	1			Daisy ch to Pin 36 (A1)	CVVUCR	33	211121 P28	036	
-															
059	SPIRE PSW Ch01-04 . 4+		SPC.I	-	S122	021SS-38	1			PSW-B16	CVVUCR	33	211121 P28	059	
071	SPIRE PSW Ch01-04 . 4-		SPC.I	-	S122	021SS-38	1				CVVUCR	33	211121 P28	071	
036	SPIRE PSW Ch01-04 . 4gnd		SPC.I	-	S122	021SS-38	1			Daisy ch to Pin 36 (A1)	CVVUCR	33	211121 P28	036	
-															
-															
050	SPIRE PSW Ch05-08 . 5+		SPC.I	-	S123	021SS-38	2			PSW-C15	CVVUCR	33	211121 P28	050	
061	SPIRE PSW Ch05-08 . 5-		SPC.I	-	S123	021SS-38	2				CVVUCR	33	211121 P28	061	
036	SPIRE PSW Ch05-08 . 5gnd		SPC.I	-	S123	021SS-38	2			Daisy ch to Pin 36 (A1)	CVVUCR	33	211121 P28	036	
-															
062	SPIRE PSW Ch05-08 . 6+		SPC.I	-	S123	021SS-38	2			PSW-A15	CVVUCR	33	211121 P28	062	
051	SPIRE PSW Ch05-08 . 6-		SPC.I	-	S123	021SS-38	2				CVVUCR	33	211121 P28	051	
036	SPIRE PSW Ch05-08 . 6gnd		SPC.I	-	S123	021SS-38	2			Daisy ch to Pin 36 (A1)	CVVUCR	33	211121 P28	036	
-															
063	SPIRE PSW Ch05-08 . 7+		SPC.I	-	S123	021SS-38	2			PSW-D15	CVVUCR	33	211121 P28	063	
075	SPIRE PSW Ch05-08 . 7-		SPC.I	-	S123	021SS-38	2				CVVUCR	33	211121 P28	075	
036	SPIRE PSW Ch05-08 . 7gnd		SPC.I	-	S123	021SS-38	2			Daisy ch to Pin 36 (A1)	CVVUCR	33	211121 P28	036	
-															
074	SPIRE PSW Ch05-08 . 8+		SPC.I	-	S123	021SS-38	2			PSW-B15	CVVUCR	33	211121 P28	074	
073	SPIRE PSW Ch05-08 . 8-		SPC.I	-	S123	021SS-38	2				CVVUCR	33	211121 P28	073	
036	SPIRE PSW Ch05-08 . 8gnd		SPC.I	-	S123	021SS-38	2			Daisy ch to Pin 36 (A1)	CVVUCR	33	211121 P28	036	
-															
-															
083	SPIRE PSW Ch09-12 . 9+		SPC.I	-	S124	021SS-38	3			PSW-C14	CVVUCR	33	211121 P28	083	
072	SPIRE PSW Ch09-12 . 9-		SPC.I	-	S124	021SS-38	3				CVVUCR	33	211121 P28	072	

Astrium GmbH	**Pin Allocation List** (Harness)	Doc.No.: HP-2-ASED-IC-0016
Project: HERSCHEL		Issue: 1.0 Date: 21.04.2004
		Sheet: PAL-2 (of 8)

Connector: 312200 J02 **Function:** SPIRE SVM CB2 (SPIRE Bundle 09) **Conn.-Type:** SCC340104401B032435P

Item: HSSVMCB2 **Location:** 27 / I/F CB ab. SVM Panel 7 (SPI/CCU CB) **Backshell:** 440 FS 110 M 24 03

EMC-Category: 2I/Sig H fr CVVFT to SVMCB

Pin	Signal Designation	Interface-Code Circuit	Signal	Pos.	Ch. ID	Wiring	Grouping: Shd	Cable	Twist	Comment	Target-Item	Location	Connector	Pin	New	
036	SPIRE PSW Ch09-12 . 9gnd		SPC.I	-	S124	021SS-38	3			Daisy ch to Pin 36 (A1)	CVVUCR	33	211121 P28	036		
-																
095	SPIRE PSW Ch09-12 . 10+		SPC.I	-	S124	021SS-38	3			PSW-D14	CVVUCR	33	211121 P28	095		
084	SPIRE PSW Ch09-12 . 10-		SPC.I	-	S124	021SS-38	3				CVVUCR	33	211121 P28	084		
036	SPIRE PSW Ch09-12 . 10gnd		SPC.I	-	S124	021SS-38	3			Daisy ch to Pin 36 (A1)	CVVUCR	33	211121 P28	036		
-																
096	SPIRE PSW Ch09-12 . 11+		SPC.I	-	S124	021SS-38	3			PSW-A14	CVVUCR	33	211121 P28	096		
085	SPIRE PSW Ch09-12 . 11-		SPC.I	-	S124	021SS-38	3				CVVUCR	33	211121 P28	085		
036	SPIRE PSW Ch09-12 . 11gnd		SPC.I	-	S124	021SS-38	3			Daisy ch to Pin 36 (A1)	CVVUCR	33	211121 P28	036		
-																
106	SPIRE PSW Ch09-12 . 12+		SPC.I	-	S124	021SS-38	3			PSW-A13	CVVUCR	33	211121 P28	106		
107	SPIRE PSW Ch09-12 . 12-		SPC.I	-	S124	021SS-38	3				CVVUCR	33	211121 P28	107		
036	SPIRE PSW Ch09-12 . 12gnd		SPC.I	-	S124	021SS-38	3			Daisy ch to Pin 36 (A1)	CVVUCR	33	211121 P28	036		
-																
-	Faraday Link									Cable P01 Faraday Shd con to *Busbar tbc*						
-																
-																
128	SPIRE PLW B09 GND WIRE A2		SPX.-	-	S492	010B0-30				Con to Cable from P02 GND/Shds	CVVUCR	33	211121 P28	128		
-																
086	SPIRE PSW Ch13-16 . 13+		SPC.I	-	S127	021SS-38	4			PSW-B14	CVVUCR	33	211121 P28	086		
087	SPIRE PSW Ch13-16 . 13-		SPC.I	-	S127	021SS-38	4				CVVUCR	33	211121 P28	087		
036	SPIRE PSW Ch13-16 . 13gnd		SPC.I	-	S127	021SS-38	4			Daisy ch to Pin 128 (A2)	CVVUCR	33	211121 P28	036	3.	3.
-																
097	SPIRE PSW Ch13-16 . 14+		SPC.I	-	S127	021SS-38	4			PSW-C13	CVVUCR	33	211121 P28	097		
098	SPIRE PSW Ch13-16 . 14-		SPC.I	-	S127	021SS-38	4				CVVUCR	33	211121 P28	098		
036	SPIRE PSW Ch13-16 . 14gnd		SPC.I	-	S127	021SS-38	4			Daisy ch to Pin 128 (A2)	CVVUCR	33	211121 P28	036	3.	3.
-																
108	SPIRE PSW Ch13-16 . 15+		SPC.I	-	S127	021SS-38	4			PSW-B13	CVVUCR	33	211121 P28	108		
109	SPIRE PSW Ch13-16 . 15-		SPC.I	-	S127	021SS-38	4				CVVUCR	33	211121 P28	109		
036	SPIRE PSW Ch13-16 . 15gnd		SPC.I	-	S127	021SS-38	4			Daisy ch to Pin 128 (A2)	CVVUCR	33	211121 P28	036	3.	3.
-																
116	SPIRE PSW Ch13-16 . 16+		SPC.I	-	S127	021SS-38	4			PSW-D13	CVVUCR	33	211121 P28	116		
117	SPIRE PSW Ch13-16 . 16-		SPC.I	-	S127	021SS-38	4				CVVUCR	33	211121 P28	117		
036	SPIRE PSW Ch13-16 . 16gnd		SPC.I	-	S127	021SS-38	4			Daisy ch to Pin 128 (A2)	CVVUCR	33	211121 P28	036	3.	3.
-																
-																
055	SPIRE PSW Ch17-20 . 17+		SPC.I	-	S128	021SS-38	5			PSW-A12	CVVUCR	33	211121 P28	055		

Astrium GmbH	Pin Allocation List (Harness)	Doc.No.: HP-2-ASED-IC-0016
Project: HERSCHEL		Issue: 1.0 Date: 21.04.2004
		Sheet: PAL-3 (of 8)

Connector: 312200 J02 **Function:** SPIRE SVM CB2 (SPIRE Bundle 09) **Conn.-Type:** SCC340104401B032435P

Item: HSSVMCB2 **Location:** 27 / I/F CB ab. SVM Panel 7 (SPI/CCU CB) **Backshell:** 440 FS 110 M 24 03

EMC-Category: 2I/Sig H fr CVVFT to SVMCB

Pin	Signal Designation	Interface-Code Circuit	Signal	Pos.	Ch. ID	Wiring	Grouping: Shd	Cable	Twist	Comment	Target-Item	Location	Connector	Pin	New
066	SPIRE PSW Ch17-20 . 17-		SPC.I	-	S128	021SS-38	5				CVVUCR	33	211121 P28	066	
128	SPIRE PSW Ch17-20 . 17gnd		SPC.I	-	S128	021SS-38	5			Daisy ch to Pin 128 (A2)	CVVUCR	33	211121 P28	128	
-															
067	SPIRE PSW Ch17-20 . 18+		SPC.I	-	S128	021SS-38	5			PSW-C12	CVVUCR	33	211121 P28	067	
078	SPIRE PSW Ch17-20 . 18-		SPC.I	-	S128	021SS-38	5				CVVUCR	33	211121 P28	078	
128	SPIRE PSW Ch17-20 . 18gnd		SPC.I	-	S128	021SS-38	5			Daisy ch to Pin 128 (A2)	CVVUCR	33	211121 P28	128	
-															
076	SPIRE PSW Ch17-20 . 19+		SPC.I	-	S128	021SS-38	5			PSW-D12	CVVUCR	33	211121 P28	076	
077	SPIRE PSW Ch17-20 . 19-		SPC.I	-	S128	021SS-38	5				CVVUCR	33	211121 P28	077	
128	SPIRE PSW Ch17-20 . 19gnd		SPC.I	-	S128	021SS-38	5			Daisy ch to Pin 128 (A2)	CVVUCR	33	211121 P28	128	
-															
088	SPIRE PSW Ch17-20 . 20+		SPC.I	-	S128	021SS-38	5			PSW-B12	CVVUCR	33	211121 P28	088	
089	SPIRE PSW Ch17-20 . 20-		SPC.I	-	S128	021SS-38	5				CVVUCR	33	211121 P28	089	
128	SPIRE PSW Ch17-20 . 20gnd		SPC.I	-	S128	021SS-38	5			Daisy ch to Pin 128 (A2)	CVVUCR	33	211121 P28	128	
-															
-															
099	SPIRE PSW Ch21-24 . 21+		SPC.I	-	S129	021SS-38	6			PSW-E11	CVVUCR	33	211121 P28	099	
100	SPIRE PSW Ch21-24 . 21-		SPC.I	-	S129	021SS-38	6				CVVUCR	33	211121 P28	100	
128	SPIRE PSW Ch21-24 . 21gnd		SPC.I	-	S129	021SS-38	6			Daisy ch to Pin 128 (A2)	CVVUCR	33	211121 P28	128	
-															
110	SPIRE PSW Ch21-24 . 22+		SPC.I	-	S129	021SS-38	6			PSW-A11	CVVUCR	33	211121 P28	110	
111	SPIRE PSW Ch21-24 . 22-		SPC.I	-	S129	021SS-38	6				CVVUCR	33	211121 P28	111	
128	SPIRE PSW Ch21-24 . 22gnd		SPC.I	-	S129	021SS-38	6			Daisy ch to Pin 128 (A2)	CVVUCR	33	211121 P28	128	
-															
118	SPIRE PSW Ch21-24 . 23+		SPC.I	-	S129	021SS-38	6			PSW-C11	CVVUCR	33	211121 P28	118	
119	SPIRE PSW Ch21-24 . 23-		SPC.I	-	S129	021SS-38	6				CVVUCR	33	211121 P28	119	
128	SPIRE PSW Ch21-24 . 23gnd		SPC.I	-	S129	021SS-38	6			Daisy ch to Pin 128 (A2)	CVVUCR	33	211121 P28	128	
-															
112	SPIRE PSW Ch21-24 . 24+		SPC.I	-	S129	021SS-38	6			PSB-B11	CVVUCR	33	211121 P28	112	
120	SPIRE PSW Ch21-24 . 24-		SPC.I	-	S129	021SS-38	6				CVVUCR	33	211121 P28	120	
128	SPIRE PSW Ch21-24 . 24gnd		SPC.I	-	S129	021SS-38	6			Daisy ch to Pin 128 (A2)	CVVUCR	33	211121 P28	128	
-															
-	Farady Link									Cable P02 Faraday Shd con to Busbar tbc					
-															
-															
047	SPIRE PLW B09 GND WIRE A3		SPX.-	-	S493	010B0-30				Con to Cable from P03 GND/Shds	CVVUCR	33	211121 P28	047	
-															

Pin Allocation List
(Harness)

Connector: 312200 J02
Item: HSSVMCB2
EMC-Category: 2I/Sig H fr CVVFT to SVMCB

Function: SPIRE SVM CB2 (SPIRE Bundle 09)
Location: 27 / I/F CB ab. SVM Panel 7 (SPI/CCU CB)

Conn.-Type: SCC340104401B032435P
Backshell: 440 FS 110 M 24 03

Pin	Signal Designation	Interface-Code Circuit	Signal	Pos.	Ch. ID	Wiring	Grouping: Shd	Cable	Twist	Comment	Target-Item	Location	Connector	Pin	New	
090	SPIRE PSW Ch25-28 . 25+		SPC.I	-	S131	021SS-38	7			PSW-E1	CVVUCR	33	211121 P28	090		
079	SPIRE PSW Ch25-28 . 25-		SPC.I	-	S131	021SS-38	7				CVVUCR	33	211121 P28	079		
128	SPIRE PSW Ch25-28 . 25gnd		SPC.I	-	S131	021SS-38	7			Daisy ch to Pin 047 (A3)	CVVUCR	33	211121 P28	128	3.	3.
-																
102	SPIRE PSW Ch25-28 . 26+		SPC.I	-	S131	021SS-38	7			PSW-F1	CVVUCR	33	211121 P28	102		
101	SPIRE PSW Ch25-28 . 26-		SPC.I	-	S131	021SS-38	7				CVVUCR	33	211121 P28	101		
128	SPIRE PSW Ch25-28 . 26gnd		SPC.I	-	S131	021SS-38	7			Daisy ch to Pin 047 (A3)	CVVUCR	33	211121 P28	128	3.	3.
-																
092	SPIRE PSW Ch25-28 . 27+		SPC.I	-	S131	021SS-38	7			PSW-T2	CVVUCR	33	211121 P28	092		
091	SPIRE PSW Ch25-28 . 27-		SPC.I	-	S131	021SS-38	7				CVVUCR	33	211121 P28	091		
128	SPIRE PSW Ch25-28 . 27gnd		SPC.I	-	S131	021SS-38	7			Daisy ch to Pin 047 (A3)	CVVUCR	33	211121 P28	128	3.	3.
-																
103	SPIRE PSW Ch25-28 . 28+		SPC.I	-	S131	021SS-38	7			PSW-H1	CVVUCR	33	211121 P28	103		
113	SPIRE PSW Ch25-28 . 28-		SPC.I	-	S131	021SS-38	7				CVVUCR	33	211121 P28	113		
128	SPIRE PSW Ch25-28 . 28gnd		SPC.I	-	S131	021SS-38	7			Daisy ch to Pin 047 (A3)	CVVUCR	33	211121 P28	128	3.	3.
-																
-																
058	SPIRE PSW Ch29-32 . 29+		SPC.I	-	S132	021SS-38	8			PSW-G1	CVVUCR	33	211121 P28	058		
046	SPIRE PSW Ch29-32 . 29-		SPC.I	-	S132	021SS-38	8				CVVUCR	33	211121 P28	046		
128	SPIRE PSW Ch29-32 . 29gnd		SPC.I	-	S132	021SS-38	8			Daisy ch to Pin 047 (A3)	CVVUCR	33	211121 P28	128	3.	3.
-																
068	SPIRE PSW Ch29-32 . 30+		SPC.I	-	S132	021SS-38	8			PSW-J1	CVVUCR	33	211121 P28	068		
057	SPIRE PSW Ch29-32 . 30-		SPC.I	-	S132	021SS-38	8				CVVUCR	33	211121 P28	057		
128	SPIRE PSW Ch29-32 . 30gnd		SPC.I	-	S132	021SS-38	8			Daisy ch to Pin 047 (A3)	CVVUCR	33	211121 P28	128	3.	3.
-																
069	SPIRE PSW Ch29-32 . 31+		SPC.I	-	S132	021SS-38	8			PSW-H2	CVVUCR	33	211121 P28	069		
080	SPIRE PSW Ch29-32 . 31-		SPC.I	-	S132	021SS-38	8				CVVUCR	33	211121 P28	080		
128	SPIRE PSW Ch29-32 . 31gnd		SPC.I	-	S132	021SS-38	8			Daisy ch to Pin 047 (A3)	CVVUCR	33	211121 P28	128	3.	3.
-																
070	SPIRE PSW Ch29-32 . 32+		SPC.I	-	S132	021SS-38	8			PSW-F2	CVVUCR	33	211121 P28	070		
081	SPIRE PSW Ch29-32 . 32-		SPC.I	-	S132	021SS-38	8				CVVUCR	33	211121 P28	081		
128	SPIRE PSW Ch29-32 . 32gnd		SPC.I	-	S132	021SS-38	8			Daisy ch to Pin 047 (A3)	CVVUCR	33	211121 P28	128	3.	3.
-																
-																
023	SPIRE PSW Ch33-36 . 33+		SPC.I	-	S133	021SS-38	9			PSW-J2	CVVUCR	33	211121 P28	023		
034	SPIRE PSW Ch33-36 . 33-		SPC.I	-	S133	021SS-38	9				CVVUCR	33	211121 P28	034		
004	SPIRE PSW Ch33-36 . 33gnd		SPC.I	-	S133	021SS-38	9			Daisy ch to Pin 047 (A3)	CVVUCR	33	211121 P28	004	3.	3.
-																
033	SPIRE PSW Ch33-36 . 34+		SPC.I	-	S133	021SS-38	9			PSW-G2	CVVUCR	33	211121 P28	033		

Astrium GmbH	Pin Allocation List (Harness)	Doc.No.: HP-2-ASED-IC-0016
Project: HERSCHEL		Issue: 1.0 Date: 21.04.2004
		Sheet: PAL-5 (of 8)

Connector: 312200 J02 **Function:** SPIRE SVM CB2 (SPIRE Bundle 09) **Conn.-Type:** SCC340104401B032435P

Item: HSSVMCB2 **Location:** 27 / I/F CB ab. SVM Panel 7 (SPI/CCU CB) **Backshell:** 440 FS 110 M 24 03

EMC-Category: 2I/Sig H fr CVVFT to SVMCB

Pin	Signal Designation	Interface-Code Circuit	Signal	Pos.	Ch. ID	Wiring	Grouping: Shd	Cable	Twist	Comment	Target-Item	Location	Connector	Pin	New	
045	SPIRE PSW Ch33-36 . 34-		SPC.I	-	S133	021SS-38	9				CVVUCR	33	211121 P28	045		
004	SPIRE PSW Ch33-36 . 34gnd		SPC.I	-	S133	021SS-38	9			Daisy ch to Pin 047 (A3)	CVVUCR	33	211121 P28	004	3.	3.
-																
044	SPIRE PSW Ch33-36 . 35+		SPC.I	-	S133	021SS-38	9			PSW-H3	CVVUCR	33	211121 P28	044		
056	SPIRE PSW Ch33-36 . 35-		SPC.I	-	S133	021SS-38	9				CVVUCR	33	211121 P28	056		
004	SPIRE PSW Ch33-36 . 35gnd		SPC.I	-	S133	021SS-38	9			Daisy ch to Pin 047 (A3)	CVVUCR	33	211121 P28	004	3.	3.
-																
022	SPIRE PSW Ch33-36 . 36+		SPC.I	-	S133	021SS-38	9			PSW-J3	CVVUCR	33	211121 P28	022		
032	SPIRE PSW Ch33-36 . 36-		SPC.I	-	S133	021SS-38	9				CVVUCR	33	211121 P28	032		
004	SPIRE PSW Ch33-36 . 36gnd		SPC.I	-	S133	021SS-38	9			Daisy ch to Pin 047 (A3)	CVVUCR	33	211121 P28	004	3.	3.
-																
-	Farady Link									Cable P03 Faraday Shd con to Busbar tbc						
-																
-																
004	SPIRE PLW B09 GND WIRE A4		SPX.-	-	S494	010B0-30				Con to Cable from P04 GND/Shds	CVVUCR	33	211121 P28	004		
-																
013	SPIRE PSW Ch37-40 . 37+		SPC.I	-	S136	021SS-38	10			PSW-E2	CVVUCR	33	211121 P28	013		
012	SPIRE PSW Ch37-40 . 37-		SPC.I	-	S136	021SS-38	10				CVVUCR	33	211121 P28	012		
004	SPIRE PSW Ch37-40 . 37gnd		SPC.I	-	S136	021SS-38	10			Daisy ch to Pin 004 (A4)	CVVUCR	33	211121 P28	004		
-																
021	SPIRE PSW Ch37-40 . 38+		SPC.I	-	S136	021SS-38	10			PSW-F3	CVVUCR	33	211121 P28	021		
020	SPIRE PSW Ch37-40 . 38-		SPC.I	-	S136	021SS-38	10				CVVUCR	33	211121 P28	020		
004	SPIRE PSW Ch37-40 . 38gnd		SPC.I	-	S136	021SS-38	10			Daisy ch to Pin 004 (A4)	CVVUCR	33	211121 P28	004		
-																
031	SPIRE PSW Ch37-40 . 39+		SPC.I	-	S136	021SS-38	10			PSW-G3	CVVUCR	33	211121 P28	031		
043	SPIRE PSW Ch37-40 . 39-		SPC.I	-	S136	021SS-38	10				CVVUCR	33	211121 P28	043		
004	SPIRE PSW Ch37-40 . 39gnd		SPC.I	-	S136	021SS-38	10			Daisy ch to Pin 004 (A4)	CVVUCR	33	211121 P28	004		
-																
042	SPIRE PSW Ch37-40 . 40+		SPC.I	-	S136	021SS-38	10			PSW-H4	CVVUCR	33	211121 P28	042		
054	SPIRE PSW Ch37-40 . 40-		SPC.I	-	S136	021SS-38	10				CVVUCR	33	211121 P28	054		
004	SPIRE PSW Ch37-40 . 40gnd		SPC.I	-	S136	021SS-38	10			Daisy ch to Pin 004 (A4)	CVVUCR	33	211121 P28	004		
-																
-																
010	SPIRE PSW Ch41-44 . 41+		SPC.I	-	S137	021SS-38	11			PSW-J4	CVVUCR	33	211121 P28	010		
011	SPIRE PSW Ch41-44 . 41-		SPC.I	-	S137	021SS-38	11				CVVUCR	33	211121 P28	011		
004	SPIRE PSW Ch41-44 . 41gnd		SPC.I	-	S137	021SS-38	11			Daisy ch to Pin 004 (A4)	CVVUCR	33	211121 P28	004		
-																

Astrium GmbH	**Pin Allocation List** (Harness)	Doc.No.: HP-2-ASED-IC-0016
Project: HERSCHEL		Issue: 1.0 Date: 21.04.2004
		Sheet: PAL-6 (of 8)

Connector: 312200 J02 **Function:** SPIRE SVM CB2 (SPIRE Bundle 09) **Conn.-Type:** SCC340104401B032435P

Item: HSSVMCB2 **Location:** 27 / I/F CB ab. SVM Panel 7 (SPI/CCU CB) **Backshell:** 440 FS 110 M 24 03

EMC-Category: 2I/Sig H fr CVVFT to SVMCB

Pin	Signal Designation	Interface-Code Circuit	Signal	Pos.	Ch. ID	Wiring	Grouping: Shd	Cable	Twist	Comment	Target-Item	Location	Connector	Pin	New
019	SPIRE PSW Ch41-44 . 42+		SPC.I	-	S137	021SS-38	11			PSW-E3	CVVUCR	33	211121 P28	019	
029	SPIRE PSW Ch41-44 . 42-		SPC.I	-	S137	021SS-38	11				CVVUCR	33	211121 P28	029	
004	SPIRE PSW Ch41-44 . 42gnd		SPC.I	-	S137	021SS-38	11			Daisy ch to Pin 004 (A4)	CVVUCR	33	211121 P28	004	
-															
041	SPIRE PSW Ch41-44 . 43+		SPC.I	-	S137	021SS-38	11			PSW-F4	CVVUCR	33	211121 P28	041	
030	SPIRE PSW Ch41-44 . 43-		SPC.I	-	S137	021SS-38	11				CVVUCR	33	211121 P28	030	
004	SPIRE PSW Ch41-44 . 43gnd		SPC.I	-	S137	021SS-38	11			Daisy ch to Pin 004 (A4)	CVVUCR	33	211121 P28	004	
-															
053	SPIRE PSW Ch41-44 . 44+		SPC.I	-	S137	021SS-38	11			PSW-G4	CVVUCR	33	211121 P28	053	
052	SPIRE PSW Ch41-44 . 44-		SPC.I	-	S137	021SS-38	11				CVVUCR	33	211121 P28	052	
004	SPIRE PSW Ch41-44 . 44gnd		SPC.I	-	S137	021SS-38	11			Daisy ch to Pin 004 (A4)	CVVUCR	33	211121 P28	004	
-															
-															
009	SPIRE PSW Ch45-48 . 45+		SPC.I	-	S138	021SS-38	12			PSW-H5	CVVUCR	33	211121 P28	009	
017	SPIRE PSW Ch45-48 . 45-		SPC.I	-	S138	021SS-38	12				CVVUCR	33	211121 P28	017	
004	SPIRE PSW Ch45-48 . 45gnd		SPC.I	-	S138	021SS-38	12			Daisy ch to Pin 004 (A4)	CVVUCR	33	211121 P28	004	
-															
018	SPIRE PSW Ch45-48 . 46+		SPC.I	-	S138	021SS-38	12			PSW-E4	CVVUCR	33	211121 P28	018	
028	SPIRE PSW Ch45-48 . 46-		SPC.I	-	S138	021SS-38	12				CVVUCR	33	211121 P28	028	
004	SPIRE PSW Ch45-48 . 46gnd		SPC.I	-	S138	021SS-38	12			Daisy ch to Pin 004 (A4)	CVVUCR	33	211121 P28	004	
-															
016	SPIRE PSW Ch45-48 . 47+		SPC.I	-	S138	021SS-38	12			PSW-J5	CVVUCR	33	211121 P28	016	
027	SPIRE PSW Ch45-48 . 47-		SPC.I	-	S138	021SS-38	12				CVVUCR	33	211121 P28	027	
004	SPIRE PSW Ch45-48 . 47gnd		SPC.I	-	S138	021SS-38	12			Daisy ch to Pin 004 (A4)	CVVUCR	33	211121 P28	004	
-															
040	SPIRE PSW Ch45-48 . 48+		SPC.I	-	S138	021SS-38	12			PSW-F5	CVVUCR	33	211121 P28	040	
039	SPIRE PSW Ch45-48 . 48-		SPC.I	-	S138	021SS-38	12				CVVUCR	33	211121 P28	039	
004	SPIRE PSW Ch45-48 . 48gnd		SPC.I	-	S138	021SS-38	12			Daisy ch to Pin 004 (A4)	CVVUCR	33	211121 P28	004	
-															
-	Faraday Link									Cable from P04 Faraday Shd con to Busbar tbc					
-															
001	Faraday Pins									Connected to Busbar ECR0039tbc					
002	Faraday Pins									Connected to Busbar ECR0039tbc					
003	Faraday Pins									Connected to Busbar ECR0039tbc					

Pin Allocation List
(Harness)

Connector: 312200 J02
Item: HSSVMCB2
EMC-Category: 2I/Sig H fr CVVFT to SVMCB

Function: SPIRE SVM CB2 (SPIRE Bundle 09)
Location: 27 / I/F CB ab. SVM Panel 7 (SPI/CCU CB)

Conn.-Type: SCC340104401B032435P
Backshell: 440 FS 110 M 24 03

Pin	Signal Designation	Interface-Code Circuit	Signal	Pos.	Ch. ID	Wiring	Grouping: Shd	Cable	Twist	Comment	Target-Item	Location	Connector	Pin	New
005	Faraday Pins									Connected to Busbar ECR0039tbc					
006	Faraday Pins									Connected to Busbar ECR0039tbc					
007	Faraday Pins									Connected to Busbar ECR0039tbc					
008	Faraday Pins									Connected to Busbar ECR0039tbc					
014	Faraday Pins									Connected to Busbar ECR0039tbc					
015	Faraday Pins									Connected to Busbar ECR0039tbc					
024	Faraday Pins									Connected to Busbar ECR0039tbc					
025	Faraday Pins									Connected to Busbar ECR0039tbc					
035	Faraday Pins									Connected to Busbar ECR0039tbc					
082	Faraday Pins									Connected to Busbar ECR0039tbc					
093	Faraday Pins									Connected to Busbar ECR0039tbc					
094	Faraday Pins									Connected to Busbar ECR0039tbc					
104	Faraday Pins									Connected to Busbar ECR0039tbc					
105	Faraday Pins									Connected to Busbar ECR0039tbc					
114	Faraday Pins									Connected to Busbar ECR0039tbc					
115	Faraday Pins									Connected to Busbar ECR0039tbc					
121	Faraday Pins									Connected to Busbar ECR0039tbc					
122	Faraday Pins									Connected to Busbar ECR0039tbc					
123	Faraday Pins									Connected to Busbar ECR0039tbc					
124	Faraday Pins									Connected to Busbar ECR0039tbc					

Pin Allocation List

(Harness)

Connector: 312200 J02 **Function:** SPIRE SVM CB2 (SPIRE Bundle 09) **Conn.-Type:** SCC340104401B032435P

Item: HSSVMCB2 **Location:** 27 / I/F CB ab. SVM Panel 7 (SPI/CCU CB) **Backshell:** 440 FS 110 M 24 03

EMC-Category: 2I/Sig H fr CVVFT to SVMCB

Pin	Signal Designation	Interface-Code Circuit	Signal	Pos.	Ch. ID	Wiring	Grouping: Shd	Cable	Twist	Comment	Target-Item	Location	Connector	Pin	New
125	Faraday Pins									Connected to Busbar ECR0039tbc					
126	Faraday Pins									Connected to Busbar ECR0039tbc					
127	Faraday Pins									Connected to Busbar ECR0039tbc					
-															
CH	Connector Housing									CH isolated from Faraday Shds					
-	Insulating Jacket									Insulating Jacket between Bundle Overall Shd and Faraday Shd					
-	Bundle Overall Shd									Bundle Overall Shd con to Backshell					

Astrium GmbH	**Pin Allocation List**	Doc.No.: HP-2-ASED-IC-0016
Project: HERSCHEL	For wiring schematic see SIH-IS-10; CVVUCR P34 **(Harness)**	Issue: 1.0 Date: 21.04.2004
		Sheet: PAL-1 (of 5)

Connector: 312300 J06 **Function:** SPIRE SVM CB3 (SPIRE Bundle 10) **Conn.-Type:** SCC340104401B032435P

Item: HSSVMCB3 **Location:** 27 / I/F CB ab. SVM Panel 7 (SPI/CCU CB) **Backshell:** 440 FS 110 M 24 32

EMC-Category: 2I/Sig H fr CVVFT to SVMCB

Pin	Signal Designation	Interface-Code Circuit	Signal	Pos.	Ch. ID	Wiring	Grouping: Shd	Cable	Twist	Comment	Target-Item	Location	Connector	Pin	New
029	SPIRE SorptPumpTemp(N) . I+		S3E.-	-	S234	041SS-38	1				CVVUCR	33	211121 P34	029	
041	SPIRE SorptPumpTemp(N) . V+		S3E.-	-	S234	041SS-38	1				CVVUCR	33	211121 P34	041	
042	SPIRE SorptPumpTemp(N) . V-		S3E.-	-	S234	041SS-38	1				CVVUCR	33	211121 P34	042	
030	SPIRE SorptPumpTemp(N) . I-		S3E.-	-	S234	041SS-38	1				CVVUCR	33	211121 P34	030	
031	SPIRE SorptPumpTemp(N) . SHD01		S3E.-	-	S234	041SS-38	1			Cable S234 to S238 Shd con together	CVVUCR	33	211121 P34	031	
-															
077	SPIRE EvaporatorTemp(N) . I+		S3E.-	-	S235	041SS-38	2				CVVUCR	33	211121 P34	077	
066	SPIRE EvaporatorTemp(N) . V+		S3E.-	-	S235	041SS-38	2				CVVUCR	33	211121 P34	066	
065	SPIRE EvaporatorTemp(N) . V-		S3E.-	-	S235	041SS-38	2				CVVUCR	33	211121 P34	065	
076	SPIRE EvaporatorTemp(N) . I-		S3E.-	-	S235	041SS-38	2				CVVUCR	33	211121 P34	076	
054	SPIRE EvaporatorTemp(N) . SHD02		S3E.-	-	S235	041SS-38	2			Cable S234 to S238 Shd con together	CVVUCR	33	211121 P34	054	
-															
053	SPIRE SorptPumpSwTemp(N) . I+		S3E.-	-	S236	041SS-38	3				CVVUCR	33	211121 P34	053	
064	SPIRE SorptPumpSwTemp(N) . V+		S3E.-	-	S236	041SS-38	3				CVVUCR	33	211121 P34	064	
063	SPIRE SorptPumpSwTemp(N) . V-		S3E.-	-	S236	041SS-38	3				CVVUCR	33	211121 P34	063	
052	SPIRE SorptPumpSwTemp(N) . I-		S3E.-	-	S236	041SS-38	3				CVVUCR	33	211121 P34	052	
075	SPIRE SorptPumpSwTemp(N) . SHD03		S3E.-	-	S236	041SS-38	3			Cable S234 to S238 Shd con together	CVVUCR	33	211121 P34	075	
-															
050	SPIRE EvaporSwTemp(N) . I+		S3E.-	-	S237	041SS-38	4				CVVUCR	33	211121 P34	050	
062	SPIRE EvaporSwTemp(N) . V+		S3E.-	-	S237	041SS-38	4				CVVUCR	33	211121 P34	062	
051	SPIRE EvaporSwTemp(N) . V-		S3E.-	-	S237	041SS-38	4				CVVUCR	33	211121 P34	051	
061	SPIRE EvaporSwTemp(N) . I-		S3E.-	-	S237	041SS-38	4				CVVUCR	33	211121 P34	061	
039	SPIRE EvaporSwTemp(N) . SHD04		S3E.-	-	S237	041SS-38	4			Cable S234 to S238 Shd con together	CVVUCR	33	211121 P34	039	
-															
011	SPIRE ThermShuntTemp(N) . I+A		S3E.-	-	S238	041SS-38	5				CVVUCR	33	211121 P34	011	
019	SPIRE ThermShuntTemp(N) . V+B		S3E.-	-	S238	041SS-38	5				CVVUCR	33	211121 P34	019	
018	SPIRE ThermShuntTemp(N) . V-A		S3E.-	-	S238	041SS-38	5				CVVUCR	33	211121 P34	018	
010	SPIRE ThermShuntTemp(N) . I-B		S3E.-	-	S238	041SS-38	5				CVVUCR	33	211121 P34	010	
020	SPIRE ThermShuntTemp(N) . SHD05		S3E.-	-	S238	041SS-38	5			Cable S234 to S238 Shd con together	CVVUCR	33	211121 P34	020	
-															
-															
006	SPIRE SorptPumpHtr(N) . I+A		S3F.-	-	S239	040B0-30					CVVUCR	33	211121 P34	006	
013	SPIRE SorptPumpHtr(N) . I+B		S3F.-	-	S239	040B0-30					CVVUCR	33	211121 P34	013	
005	SPIRE SorptPumpHtr(N) . I-A		S3F.-	-	S239	040B0-30					CVVUCR	33	211121 P34	005	
012	SPIRE SorptPumpHtr(N) . I-B		S3F.-	-	S239	040B0-30					CVVUCR	33	211121 P34	012	

Astrium GmbH	Pin Allocation List (Harness)	Doc.No.: HP-2-ASED-IC-0016
Project: HERSCHEL		Issue: 1.0 Date: 21.04.2004
		Sheet: PAL-2 (of 5)

Connector: 312300 J06 **Function:** SPIRE SVM CB3 (SPIRE Bundle 10) **Conn.-Type:** SCC340104401B032435P

Item: HSSVMCB3 **Location:** 27 / I/F CB ab. SVM Panel 7 (SPI/CCU CB) **Backshell:** 440 FS 110 M 24 32

EMC-Category: 2I/Sig H fr CVVFT to SVMCB

Pin	Signal Designation	Interface-Code Circuit	Signal	Pos.	Ch. ID	Wiring	Grouping: Shd	Cable	Twist	Comment	Target-Item	Location	Connector	Pin	New
-															
022	SPIRE SorptPumpSwHtr(N) . I+A		S3F.-	-	S240	040B0-30					CVVUCR	33	211121 P34	022	
033	SPIRE SorptPumpSwHtr(N) . I+B		S3F.-	-	S240	040B0-30					CVVUCR	33	211121 P34	033	
021	SPIRE SorptPumpSwHtr(N) . I-A		S3F.-	-	S240	040B0-30					CVVUCR	33	211121 P34	021	
032	SPIRE SorptPumpSwHtr(N) . I-B		S3F.-	-	S240	040B0-30					CVVUCR	33	211121 P34	032	
-															
055	SPIRE EvaporSwHtr(N) . I+A		S3F.-	-	S241	040B0-30					CVVUCR	33	211121 P34	055	
056	SPIRE EvaporSwHtr(N) . I+B		S3F.-	-	S241	040B0-30					CVVUCR	33	211121 P34	056	
043	SPIRE EvaporSwHtr(N) . I-A		S3F.-	-	S241	040B0-30					CVVUCR	33	211121 P34	043	
044	SPIRE EvaporSwHtr(N) . I-B		S3F.-	-	S241	040B0-30					CVVUCR	33	211121 P34	044	
-															
004	SPIRE FPU FC Faraday . SFF		SFF.-	-	S249	010B0-30				Cable P19 Faraday Shd con to Busbar tbc	CVVUCR	33	211121 P34	004	3. 3. 3.
-															
-															
111	SPIRE Spectr4%Temp (N) . I+		SCA.-	-	S242	041SS-38	9				CVVUCR	33	211121 P34	111	
120	SPIRE Spectr4%Temp (N) . V+		SCA.-	-	S242	041SS-38	9				CVVUCR	33	211121 P34	120	
128	SPIRE Spectr4%Temp (N) . V-		SCA.-	-	S242	041SS-38	9				CVVUCR	33	211121 P34	128	
112	SPIRE Spectr4%Temp (N) . I-		SCA.-	-	S242	041SS-38	9				CVVUCR	33	211121 P34	112	
121	SPIRE Spectr4%Temp (N) . SHD01		SCA.-	-	S242	041SS-38	9			Cable S242 to S244 Shd con together	CVVUCR	33	211121 P34	121	
-															
091	SPIRE Spectr2%Temp (N) . I+		SCA.-	-	S243	041SS-38	10				CVVUCR	33	211121 P34	091	
092	SPIRE Spectr2%Temp (N) . V+		SCA.-	-	S243	041SS-38	10				CVVUCR	33	211121 P34	092	
081	SPIRE Spectr2%Temp (N) . V-		SCA.-	-	S243	041SS-38	10				CVVUCR	33	211121 P34	081	
080	SPIRE Spectr2%Temp (N) . I-		SCA.-	-	S243	041SS-38	10				CVVUCR	33	211121 P34	080	
093	SPIRE Spectr2%Temp (N) . SHD02		SCA.-	-	S243	041SS-38	10			Cable S242 to S244 Shd con together	CVVUCR	33	211121 P34	093	
-															
114	SPIRE SpStimFlanTemp(N) . I+		SCA.-	-	S244	041SS-38	11				CVVUCR	33	211121 P34	114	
113	SPIRE SpStimFlanTemp(N) . V+		SCA.-	-	S244	041SS-38	11				CVVUCR	33	211121 P34	113	
103	SPIRE SpStimFlanTemp(N) . V-		SCA.-	-	S244	041SS-38	11				CVVUCR	33	211121 P34	103	
104	SPIRE SpStimFlanTemp(N) . I-		SCA.-	-	S244	041SS-38	11				CVVUCR	33	211121 P34	104	
102	SPIRE SpStimFlanTemp(N) . SHD03		SCA.-	-	S244	041SS-38	11			Cable S242 to S244 Shd con together	CVVUCR	33	211121 P34	102	
-															
-															
035	SPIRE Spectr4%Heater (N) . I+A		SCB.-	-	S245	040B0-30					CVVUCR	33	211121 P34	035	
024	SPIRE Spectr4%Heater (N) . I+B		SCB.-	-	S245	040B0-30					CVVUCR	33	211121 P34	024	
034	SPIRE Spectr4%Heater (N) . I-A		SCB.-	-	S245	040B0-30					CVVUCR	33	211121 P34	034	

Astrium GmbH	Pin Allocation List (Harness)	Doc.No.: HP-2-ASED-IC-0016
Project: HERSCHEL		Issue: 1.0 Date: 21.04.2004
		Sheet: PAL-3 (of 5)

Connector: 312300 J06 **Function:** SPIRE SVM CB3 (SPIRE Bundle 10) **Conn.-Type:** SCC340104401B032435P

Item: HSSVMCB3 **Location:** 27 / I/F CB ab. SVM Panel 7 (SPI/CCU CB) **Backshell:** 440 FS 110 M 24 32

EMC-Category: 2I/Sig H fr CVVFT to SVMCB

Pin	Signal Designation	Interface-Code Circuit	Signal	Pos.	Ch. ID	Wiring	Grouping: Shd	Cable	Twist	Comment	Target-Item	Location	Connector	Pin	New
023	SPIRE Spectr4%Heater (N) . I-B		SCB.-	-	S245	040B0-30					CVVUCR	33	211121 P34	023	
-															
046	SPIRE Spectr2%Heater (N) . I+A		SCB.-	-	S246	040B0-30					CVVUCR	33	211121 P34	046	
058	SPIRE Spectr2%Heater (N) . I+B		SCB.-	-	S246	040B0-30					CVVUCR	33	211121 P34	058	
045	SPIRE Spectr2%Heater (N) . I-A		SCB.-	-	S246	040B0-30					CVVUCR	33	211121 P34	045	
057	SPIRE Spectr2%Heater (N) . I-B		SCB.-	-	S246	040B0-30					CVVUCR	33	211121 P34	057	
-															
047	SPIRE FPU FSS Faraday . SFF		SFF.-	-	S251	010B0-30				Cable P21 Faraday Shd con to Busbar tbc	CVVUCR	33	211121 P34	047	3. 3. 3.
-															
-															
089	SPIRE FilterTemp(N) . I+		STA.-	-	S253	041SS-38	20				CVVUCR	33	211121 P34	089	
100	SPIRE FilterTemp(N) . V+		STA.-	-	S253	041SS-38	20				CVVUCR	33	211121 P34	100	
099	SPIRE FilterTemp(N) . V-		STA.-	-	S253	041SS-38	20				CVVUCR	33	211121 P34	099	
088	SPIRE FilterTemp(N) . I-		STA.-	-	S253	041SS-38	20				CVVUCR	33	211121 P34	088	
101	SPIRE FilterTemp(N) . SHD06		STA.-	-	S253	041SS-38	20			Cable S253 to S258 Shd con together	CVVUCR	33	211121 P34	101	
-															
118	SPIRE SpectDetBoxTemp(N) . I+		STA.-	-	S254	041SS-38	15				CVVUCR	33	211121 P34	118	
125	SPIRE SpectDetBoxTemp(N) . V+		STA.-	-	S254	041SS-38	15				CVVUCR	33	211121 P34	125	
126	SPIRE SpectDetBoxTemp(N) . V-		STA.-	-	S254	041SS-38	15				CVVUCR	33	211121 P34	126	
119	SPIRE SpectDetBoxTemp(N) . I-		STA.-	-	S254	041SS-38	15				CVVUCR	33	211121 P34	119	
110	SPIRE SpectDetBoxTemp(N) . SHD01		STA.-	-	S254	041SS-38	15			Cable S253 to S258 Shd con together	CVVUCR	33	211121 P34	110	
-															
123	SPIRE PhotomDetBoxTmp(N) . I+		STA.-	-	S255	041SS-38	16				CVVUCR	33	211121 P34	123	
116	SPIRE PhotomDetBoxTmp(N) . V+		STA.-	-	S255	041SS-38	16				CVVUCR	33	211121 P34	116	
117	SPIRE PhotomDetBoxTmp(N) . V-		STA.-	-	S255	041SS-38	16				CVVUCR	33	211121 P34	117	
124	SPIRE PhotomDetBoxTmp(N) . I-		STA.-	-	S255	041SS-38	16				CVVUCR	33	211121 P34	124	
108	SPIRE PhotomDetBoxTmp(N) . SHD02		STA.-	-	S255	041SS-38	16			Cable S253 to S258 Shd con together	CVVUCR	33	211121 P34	108	
-															
106	SPIRE OptSubbenchTmp(N) . I+		STA.-	-	S256	041SS-38	17				CVVUCR	33	211121 P34	106	
107	SPIRE OptSubbenchTmp(N) . V+		STA.-	-	S256	041SS-38	17				CVVUCR	33	211121 P34	107	
122	SPIRE OptSubbenchTmp(N) . V-		STA.-	-	S256	041SS-38	17				CVVUCR	33	211121 P34	122	
115	SPIRE OptSubbenchTmp(N) . I-		STA.-	-	S256	041SS-38	17				CVVUCR	33	211121 P34	115	
105	SPIRE OptSubbenchTmp(N) . SHD03		STA.-	-	S256	041SS-38	17			Cable S253 to S258 Shd con together	CVVUCR	33	211121 P34	105	
-															
097	SPIRE FPUInpBaffleTmp(N) . I+		STA.-	-	S257	041SS-38	18				CVVUCR	33	211121 P34	097	

Astrium GmbH	Pin Allocation List (Harness)	Doc.No.: HP-2-ASED-IC-0016
Project: HERSCHEL		Issue: 1.0 Date: 21.04.2004
		Sheet: PAL-4 (of 5)

Connector: 312300 J06 **Function:** SPIRE SVM CB3 (SPIRE Bundle 10) **Conn.-Type:** SCC340104401B032435P

Item: HSSVMCB3 **Location:** 27 / I/F CB ab. SVM Panel 7 (SPI/CCU CB) **Backshell:** 440 FS 110 M 24 32

EMC-Category: 2I/Sig H fr CVVFT to SVMCB

Pin	Signal Designation	Interface-Code Circuit	Signal	Pos.	Ch. ID	Wiring	Grouping: Shd	Cable	Twist	Comment	Target-Item	Location	Connector	Pin	New
086	SPIRE FPUInpBaffleTmp(N) . V+		STA.-	-	S257	041SS-38	18				CVVUCR	33	211121 P34	086	
087	SPIRE FPUInpBaffleTmp(N) . V-		STA.-	-	S257	041SS-38	18				CVVUCR	33	211121 P34	087	
098	SPIRE FPUInpBaffleTmp(N) . I-		STA.-	-	S257	041SS-38	18				CVVUCR	33	211121 P34	098	
109	SPIRE FPUInpBaffleTmp(N) . SHD04		STA.-	-	S257	041SS-38	18			Cable S253 to S258 Shd con together	CVVUCR	33	211121 P34	109	
-															
073	SPIRE BSM/SOB I/FTmp(N) . I+		STA.-	-	S258	041SS-38	19				CVVUCR	33	211121 P34	073	
074	SPIRE BSM/SOB I/FTmp(N) . V+		STA.-	-	S258	041SS-38	19				CVVUCR	33	211121 P34	074	
085	SPIRE BSM/SOB I/FTmp(N) . V-		STA.-	-	S258	041SS-38	19				CVVUCR	33	211121 P34	085	
084	SPIRE BSM/SOB I/FTmp(N) . I-		STA.-	-	S258	041SS-38	19				CVVUCR	33	211121 P34	084	
096	SPIRE BSM/SOB I/FTmp(N) . SHD05		STA.-	-	S258	041SS-38	19			Cable S253 to S258 Shd con together	CVVUCR	33	211121 P34	096	
-															
-															
079	SPIRE PTC Htr(N) . I+A		STB.-	-	S259	041BS-30	21				CVVUCR	33	211121 P34	079	
078	SPIRE PTC Htr(N) . I+B		STB.-	-	S259	041BS-30	21				CVVUCR	33	211121 P34	078	
068	SPIRE PTC Htr(N) . I-A		STB.-	-	S259	041BS-30	21				CVVUCR	33	211121 P34	068	
067	SPIRE PTC Htr(N) . I-B		STB.-	-	S259	041BS-30	21				CVVUCR	33	211121 P34	067	
090	SPIRE PTC Htr(N) . SHD07		STB.-	-	S259	041BS-30	21			Cable S259Shd	CVVUCR	33	211121 P34	090	
-															
094	SPIRE FPU TP Faraday . SFF		SFF.-	-	S250	010B0-30				Cable P23 Faraday Shd con to Busbar tbc	CVVUCR	33	211121 P34	094	3. 3. 3.
-															
-															
001	Faraday Pins									Connected to Busbar ECR0039tbc					
002	Faraday Pins									Connected to Busbar ECR0039tbc					
003	Faraday Pins									Connected to Busbar ECR0039tbc					
004	Faraday Pins									Connected to Busbar ECR0039tbc					
007	Faraday Pins									Connected to Busbar ECR0039tbc					
008	Faraday Pins									Connected to Busbar ECR0039tbc					
014	Faraday Pins									Connected to Busbar ECR0039tbc					
015	Faraday Pins									Connected to Busbar ECR0039tbc					

Astrium GmbH	Pin Allocation List (Harness)	Doc.No.: HP-2-ASED-IC-0016
Project: HERSCHEL		Issue: 1.0 Date: 21.04.2004
		Sheet: PAL-5 (of 5)

Connector: 312300 J06 **Function:** SPIRE SVM CB3 (SPIRE Bundle 10) **Conn.-Type:** SCC340104401B032435P

Item: HSSVMCB3 **Location:** 27 / I/F CB ab. SVM Panel 7 (SPI/CCU CB) **Backshell:** 440 FS 110 M 24 32

EMC-Category: 2I/Sig H fr CVVFT to SVMCB

Pin	Signal Designation	Interface-Code Circuit	Signal	Pos.	Ch. ID	Wiring	Grouping: Shd	Cable	Twist	Comment	Target-Item	Location	Connector	Pin	New
025	Faraday Pins									Connected to Busbar ECR0039tbc					
036	Faraday Pins									Connected to Busbar ECR0039tbc					
047	Faraday Pins									Connected to Busbar ECR0039tbc					
059	Faraday Pins									Connected to Busbar ECR0039tbc					
070	Faraday Pins									Connected to Busbar ECR0039tbc					
082	Faraday Pins									Connected to Busbar ECR0039tbc					
094	Faraday Pins									Connected to Busbar ECR0039tbc					
127	Faraday Pins									Connected to Busbar ECR0039tbc					
-															
-															
CH	Connector Housing									CH isolated from Farady Shds					
-	Insulating Jacket									Insulating Jacket between Bundle Overall Shd and Faraday Shd					
-	Bundle Overall Shd									Bundle Overall Shd con to Backshell					

Astrium GmbH		Doc.No.: HP-2-ASED-IC-0016
Project: HERSCHEL	For wiring Schematic see SIH. IS-M; CVVUCR P30	Issue: 1.0 Date: 21.04.2004
		Sheet: PAL-1 (of 7)

Pin Allocation List
(Harness)

Connector: 312300 J04 **Function:** SPIRE SVM CB3 (SPIRE Bundle 11) **Conn.-Type:** SCC340104401B032435P

Item: HSSVMCB3 **Location:** 27 / I/F CB ab. SVM Panel 7 (SPI/CCU CB) **Backshell:** 440 FS 110 M 24 03

EMC-Category: 2I/Sig H fr CVVFT to SVMCB

Pin	Signal Designation	Interface-Code Circuit	Signal	Pos.	Ch. ID	Wiring	Grouping: Shd	Cable	Twist	Comment	Target-Item	Location	Connector	Pin	New
051	SPIRE ChopSensor1&2(N) . 1		SBA.-	-	S041	021SS-38	1				CVVUCR	33	211121 P30	051	
040	SPIRE ChopSensor1&2(N) . 2		SBA.-	-	S041	021SS-38	1				CVVUCR	33	211121 P30	040	
039	SPIRE ChopSensor1&2(N) . SHD01		SBA.-	-	S041	021SS-38	1			Cable S41, 43, 45, 48 Shd con together	CVVUCR	33	211121 P30	039	
-															
028	SPIRE ChopSensor3-5(N) . 3		SBB.-	-	S043	031BS-38	3				CVVUCR	33	211121 P30	028	
017	SPIRE ChopSensor3-5(N) . 4		SBB.-	-	S043	031BS-38	3				CVVUCR	33	211121 P30	017	
016	SPIRE ChopSensor3-5(N) . 5		SBB.-	-	S043	031BS-38	3				CVVUCR	33	211121 P30	016	
027	SPIRE ChopSensor3-5(N) . SHD03		SBB.-	-	S043	031BS-38	3			Cable S41, 43, 45, 48 Shd con together	CVVUCR	33	211121 P30	027	
-															
049	SPIRE JiggleSensor1&2(N) . 1		SBA.-	-	S045	021SS-38	2				CVVUCR	33	211121 P30	049	
050	SPIRE JiggleSensor1&2(N) . 2		SBA.-	-	S045	021SS-38	2				CVVUCR	33	211121 P30	050	
038	SPIRE JiggleSensor1&2(N) . SHD02		SBA.-	-	S045	021SS-38	2			Cable S41, 43, 45, 48 Shd con together	CVVUCR	33	211121 P30	038	
-															
015	SPIRE JiggleSensor3-5(N) . 3		SBB.-	-	S048	031BS-38	4				CVVUCR	33	211121 P30	015	
025	SPIRE JiggleSensor3-5(N) . 4		SBB.-	-	S048	031BS-38	4				CVVUCR	33	211121 P30	025	
037	SPIRE JiggleSensor3-5(N) . 5		SBB.-	-	S048	031BS-38	4				CVVUCR	33	211121 P30	037	
026	SPIRE JiggleSensor3-5(N) . SHD04		SBB.-	-	S048	031BS-38	4			Cable S41, 43, 45, 48 Shd con together	CVVUCR	33	211121 P30	026	
-															
-															
086	SPIRE BSMTemp(N) . I+		SBC.-	-	S103	041SS-38	5				CVVUCR	33	211121 P30	086	
097	SPIRE BSMTemp(N) . V+		SBC.-	-	S103	041SS-38	5				CVVUCR	33	211121 P30	097	
098	SPIRE BSMTemp(N) . V-		SBC.-	-	S103	041SS-38	5				CVVUCR	33	211121 P30	098	
087	SPIRE BSMTemp(N) . I-		SBC.-	-	S103	041SS-38	5				CVVUCR	33	211121 P30	087	
075	SPIRE BSMTemp(N) . SHD05		SBC.-	-	S103	041SS-38	5			Cable S103 Shd	CVVUCR	33	211121 P30	075	
-															
-															
048	SPIRE P-Cal Htr(N) . I+A		SBD.-	-	S260	041BS-30	6				CVVUCR	33	211121 P30	048	
071	SPIRE P-Cal Htr(N) . I+B		SBD.-	-	S260	041BS-30	6				CVVUCR	33	211121 P30	071	
060	SPIRE P-Cal Htr(N) . I-A		SBD.-	-	S260	041BS-30	6				CVVUCR	33	211121 P30	060	
059	SPIRE P-Cal Htr(N) . I-B		SBD.-	-	S260	041BS-30	6				CVVUCR	33	211121 P30	059	
036	SPIRE P-Cal Htr(N) . SHD06		SBD.-	-	S260	041BS-30	6			Cable S260 Shd	CVVUCR	33	211121 P30	036	
-															
-															
108	SPIRE BSMLchLtchConf(N) . 1		SBE.-	-	S261	021SS-38	7				CVVUCR	33	211121 P30	108	
116	SPIRE BSMLchLtchConf(N) . 2		SBE.-	-	S261	021SS-38	7				CVVUCR	33	211121 P30	116	
107	SPIRE BSMLchLtchConf(N) . SHD07		SBE.-	-	S261	021SS-38	7			Cable S261 Shd	CVVUCR	33	211121 P30	107	

Pin Allocation List

(Harness)

Connector: 312300 J04
Item: HSSVMCB3
EMC-Category: 2I/Sig H fr CVVFT to SVMCB

Function: SPIRE SVM CB3 (SPIRE Bundle 11)
Location: 27 / I/F CB ab. SVM Panel 7 (SPI/CCU CB)

Conn.-Type: SCC340104401B032435P
Backshell: 440 FS 110 M 24 03

Pin	Signal Designation	Interface-Code Circuit	Signal	Pos.	Ch. ID	Wiring	Grouping: Shd	Cable	Twist	Comment	Target-Item	Location	Connector	Pin	New
-															
105	SPIRE BSMLatchDrive(N) . SUP		SBF.-	-	S262	021BS-30	8				CVVUCR	33	211121 P30	105	
115	SPIRE BSMLatchDrive(N) . RTN		SBF.-	-	S262	021BS-30	8				CVVUCR	33	211121 P30	115	
106	SPIRE BSMLatchDrive(N) . SHD08		SBF.-	-	S262	021BS-30	8			Cable S262 Shd	CVVUCR	33	211121 P30	106	
-															
-															
072	SPIRE ChopMotDrive(N) . 1		SBG.-	-	S263	041BS-30	9				CVVUCR	33	211121 P30	072	
061	SPIRE ChopMotDrive(N) . 2		SBG.-	-	S263	041BS-30	9				CVVUCR	33	211121 P30	061	
062	SPIRE ChopMotDrive(N) . 3		SBG.-	-	S263	041BS-30	9				CVVUCR	33	211121 P30	062	
074	SPIRE ChopMotDrive(N) . 4		SBG.-	-	S263	041BS-30	9				CVVUCR	33	211121 P30	074	
073	SPIRE ChopMotDrive(N) . SHD09		SBG.-	-	S263	041BS-30	9			Cable S263, 264Shd con together	CVVUCR	33	211121 P30	073	
-															
-															
083	SPIRE JiggleMotDrive(N) . 1		SBG.-	-	S264	041BS-30	10				CVVUCR	33	211121 P30	083	
095	SPIRE JiggleMotDrive(N) . 2		SBG.-	-	S264	041BS-30	10				CVVUCR	33	211121 P30	095	
096	SPIRE JiggleMotDrive(N) . 3		SBG.-	-	S264	041BS-30	10				CVVUCR	33	211121 P30	096	
085	SPIRE JiggleMotDrive(N) . 4		SBG.-	-	S264	041BS-30	10				CVVUCR	33	211121 P30	085	
084	SPIRE JiggleMotDrive(N) . SHD10		SBG.-	-	S264	041BS-30	10			Cable S263, 264Shd con together	CVVUCR	33	211121 P30	084	
-															
082	SPIRE FPU BSM Faraday . SFF		SFF.-	-	S252	010B0-30				Cable P25 Faraday Shd con to Busbar ECR0039tbc	CVVUCR	33	211121 P30	082	3. 3. 3.
-															
-															
-															
117	SPIRE SMECLLtch#1Conf(N) . 1+		SME.-	-	S265	021BS-30	16				CVVUCR	33	211121 P30	117	
118	SPIRE SMECLLtch#1Conf(N) . 1-		SME.-	-	S265	021BS-30	16				CVVUCR	33	211121 P30	118	
109	SPIRE SMECLLtch#1Conf(N) . SHD06		SME.-	-	S265	021BS-30	16			Cable S265 Shd (con to Faraday!) (A)	CVVUCR	33	211121 P30	109	
-															
-															
111	SPIRE SMECLLtch#2Conf(N) . 2+		SME.-	-	S266	021BS-30	17				CVVUCR	33	211121 P30	111	
119	SPIRE SMECLLtch#2Conf(N) . 2-		SME.-	-	S266	021BS-30	17				CVVUCR	33	211121 P30	119	
110	SPIRE SMECLLtch#2Conf(N) . SHD07		SME.-	-	S266	021BS-30	17			Cable S266 Shd (con to Faraday !) (A)	CVVUCR	33	211121 P30	110	
-															
-															
067	SPIRE SMECLL#1Pwr1/A(N) . S1		SMF.-	-	S267	021BS-30	18				CVVUCR	33	211121 P30	067	
066	SPIRE SMECLL#1Pwr1/A(N) . R1		SMF.-	-	S267	021BS-30	18				CVVUCR	33	211121 P30	066	

Astrium GmbH	**Pin Allocation List** (Harness)	Doc.No.: HP-2-ASED-IC-0016
Project: HERSCHEL		Issue: 1.0 Date: 21.04.2004
		Sheet: PAL-3 (of 7)

Connector: 312300 J04 **Function:** SPIRE SVM CB3 (SPIRE Bundle 11) **Conn.-Type:** SCC340104401B032435P

Item: HSSVMCB3 **Location:** 27 / I/F CB ab. SVM Panel 7 (SPI/CCU CB) **Backshell:** 440 FS 110 M 24 03

EMC-Category: 2I/Sig H fr CVVFT to SVMCB

Pin	Signal Designation	Interface-Code Circuit	Signal	Pos.	Ch. ID	Wiring	Grouping: Shd	Cable	Twist	Comment	Target-Item	Location	Connector	Pin	New
078	SPIRE SMECLL#1Pwr1/A(N) . SHD08		SMF.-	-	S267	021BS-30	18			Cable S267 to 270 Shd con together (B)	CVVUCR	33	211121 P30	078	
-															
-															
069	SPIRE SMECLL#1Pwr2/B(N) . S2		SMF.-	-	S268	021BS-30	19				CVVUCR	33	211121 P30	069	
068	SPIRE SMECLL#1Pwr2/B(N) . R2		SMF.-	-	S268	021BS-30	19				CVVUCR	33	211121 P30	068	
080	SPIRE SMECLL#1Pwr2/B(N) . SHD09		SMF.-	-	S268	021BS-30	19			Cable S267 to 270 Shd con together (B)	CVVUCR	33	211121 P30	080	
-															
-															
090	SPIRE SMECLL#2Pwr1/A(N) . S1		SMF.-	-	S269	021BS-30	20				CVVUCR	33	211121 P30	090	
091	SPIRE SMECLL#2Pwr1/A(N) . R1		SMF.-	-	S269	021BS-30	20				CVVUCR	33	211121 P30	091	
079	SPIRE SMECLL#2Pwr1/A(N) . SHD10		SMF.-	-	S269	021BS-30	20			Cable S267 to 270 Shd con together (B)	CVVUCR	33	211121 P30	079	
-															
-															
092	SPIRE SMECLL#2Pwr2/B(N) . S2		SMF.-	-	S270	021BS-30	21				CVVUCR	33	211121 P30	092	
093	SPIRE SMECLL#2Pwr2/B(N) . R2		SMF.-	-	S270	021BS-30	21				CVVUCR	33	211121 P30	093	
081	SPIRE SMECLL#2Pwr2/B(N) . SHD11		SMF.-	-	S270	021BS-30	21			Cable S267 to 270 Shd con together (B)	CVVUCR	33	211121 P30	081	
-															
-															
088	SPIRE SMECTemp(N) . I+		SMC.-	-	S271	041SS-38	14				CVVUCR	33	211121 P30	088	
099	SPIRE SMECTemp(N) . V+		SMC.-	-	S271	041SS-38	14				CVVUCR	33	211121 P30	099	
100	SPIRE SMECTemp(N) . V-		SMC.-	-	S271	041SS-38	14				CVVUCR	33	211121 P30	100	
089	SPIRE SMECTemp(N) . I-		SMC.-	-	S271	041SS-38	14				CVVUCR	33	211121 P30	089	
077	SPIRE SMECTemp(N) . SHD04		SMC.-	-	S271	041SS-38	14			Cable S271,272 Shd con together (C)	CVVUCR	33	211121 P30	077	
-															
-															
054	SPIRE SMEC/SOB I/FTmp(N) . I+		SMC.-	-	S272	041SS-38	15				CVVUCR	33	211121 P30	054	
065	SPIRE SMEC/SOB I/FTmp(N) . V+		SMC.-	-	S272	041SS-38	15				CVVUCR	33	211121 P30	065	
064	SPIRE SMEC/SOB I/FTmp(N) . V-		SMC.-	-	S272	041SS-38	15				CVVUCR	33	211121 P30	064	
053	SPIRE SMEC/SOB I/FTmp(N) . I-		SMC.-	-	S272	041SS-38	15				CVVUCR	33	211121 P30	053	
076	SPIRE SMEC/SOB I/FTmp(N) . SHD05		SMC.-	-	S272	041SS-38	15			Cable S271,272 Shd con together (C)	CVVUCR	33	211121 P30	076	
-															
-															
101	SPIRE SMECLVDTPriCIPw(N) . P		SMA.-	-	S273	021BS-30	11				CVVUCR	33	211121 P30	101	
102	SPIRE SMECLVDTPriCIPw(N) . N		SMA.-	-	S273	021BS-30	11				CVVUCR	33	211121 P30	102	

Astrium GmbH	**Pin Allocation List** (Harness)	Doc.No.: HP-2-ASED-IC-0016
Project: HERSCHEL		Issue: 1.0 Date: 21.04.2004
		Sheet: PAL-4 (of 7)

Connector: 312300 J04 **Function:** SPIRE SVM CB3 (SPIRE Bundle 11) **Conn.-Type:** SCC340104401B032435P

Item: HSSVMCB3 **Location:** 27 / I/F CB ab. SVM Panel 7 (SPI/CCU CB) **Backshell:** 440 FS 110 M 24 03

EMC-Category: 2I/Sig H fr CVVFT to SVMCB

Pin	Signal Designation	Interface-Code Circuit	Signal	Pos.	Ch. ID	Wiring	Grouping: Shd	Cable	Twist	Comment	Target-Item	Location	Connector	Pin	New
112	SPIRE SMECLVDTPriClPw(N) . SHD01		SMA.-	-	S273	021BS-30	11			Cable S273 to 275 Shd con together (D)	CVVUCR	33	211121 P30	112	
-															
-															
127	SPIRE SMECLVDTSCl#1Sg(N) . P		SMB.-	-	S274	021BS-30	12				CVVUCR	33	211121 P30	127	
120	SPIRE SMECLVDTSCl#1Sg(N) . N		SMB.-	-	S274	021BS-30	12				CVVUCR	33	211121 P30	120	
128	SPIRE SMECLVDTSCl#1Sg(N) . SHD02		SMB.-	-	S274	021BS-30	12			Cable S273 to 275 Shd con together (D)	CVVUCR	33	211121 P30	128	
-															
-															
114	SPIRE SMECLVDTSCl#2Sg(N) . P		SMB.-	-	S275	021BS-30	13				CVVUCR	33	211121 P30	114	
113	SPIRE SMECLVDTSCl#2Sg(N) . N		SMB.-	-	S275	021BS-30	13				CVVUCR	33	211121 P30	113	
121	SPIRE SMECLVDTSCl#2Sg(N) . SHD03		SMB.-	-	S275	021BS-30	13			Cable S273 to 275 Shd con together (D)	CVVUCR	33	211121 P30	121	
-															
104	SPIRE FPU SMEC Faraday . SFF		SFF.-	-	S300	010B0-30				Cable P27 Faraday Shd con to Busbar ECR0039tbc	CVVUCR	33	211121 P30	104	3. 3. 3.
-															
-															
-															
012	SPIRE SMEC Drv Coil (N) . I+		SMD.-	-	S276	021BS-30	22				CVVUCR	33	211121 P30	012	
005	SPIRE SMEC Drv Coil (N) . I-		SMD.-	-	S276	021BS-30	22				CVVUCR	33	211121 P30	005	
013	SPIRE SMEC Drv Coil (N) . SHD01		SMD.-	-	S276	021BS-30	22			Cable S276, 277 con together (A)	CVVUCR	33	211121 P30	013	
-															
-															
022	SPIRE SMEC Drv Coil (Rob) (N) . I+		SMD.-	-	S277	021BS-30	23				CVVUCR	33	211121 P30	022	
007	SPIRE SMEC Drv Coil (Rob) (N) . I-		SMD.-	-	S277	021BS-30	23				CVVUCR	33	211121 P30	007	
013	SPIRE SMEC Drv Coil (Rob) (N) . SHD02		SMD.-	-	S277	021BS-30	23			Cable S276, 277 con together (A)	CVVUCR	33	211121 P30	013	
-															
-															
014	SPIRE SMEC Drv Sense (N) . Sen+		SMG.-	-	S278	021BS-38	24				CVVUCR	33	211121 P30	014	
024	SPIRE SMEC Drv Sense (N) . Sen-		SMG.-	-	S278	021BS-38	24				CVVUCR	33	211121 P30	024	
023	SPIRE SMEC Drv Sense (N) . SHD03		SMG.-	-	S278	021BS-38	24			Cable S278 Shd	CVVUCR	33	211121 P30	023	
-															
-															
009	SPIRE SMEC PosSeLEDPwr(N) . S		SMH.-	-	S279	021BS-38	25				CVVUCR	33	211121 P30	009	
002	SPIRE SMEC PosSeLEDPwr(N) . R		SMH.-	-	S279	021BS-38	25				CVVUCR	33	211121 P30	002	
003	SPIRE SMEC PosSeLEDPwr(N) . SHD04		SMH.-	-	S279	021BS-38	25			Cable S279 Shd	CVVUCR	33	211121 P30	003	

Connector: 312300 J04 **Function:** SPIRE SVM CB3 (SPIRE Bundle 11) **Conn.-Type:** SCC340104401B032435P

Item: HSSVMCB3 **Location:** 27 / I/F CB ab. SVM Panel 7 (SPI/CCU CB) **Backshell:** 440 FS 110 M 24 03

EMC-Category: 2I/Sig H fr CVVFT to SVMCB

Pin	Signal Designation	Interface-Code Circuit	Signal	Pos.	Ch. ID	Wiring	Grouping: Shd	Cable	Twist	Comment	Target-Item	Location	Connector	Pin	New
-															
-															
011	SPIRE SMEC PosSensPwr(N) . S		SMH.-	-	S280	021BS-38	26				CVVUCR	33	211121 P30	011	
004	SPIRE SMEC PosSensPwr(N) . R		SMH.-	-	S280	021BS-38	26				CVVUCR	33	211121 P30	004	
010	SPIRE SMEC PosSensPwr(N) . SHD05		SMH.-	-	S280	021BS-38	26			Cable S280 Shd	CVVUCR	33	211121 P30	010	
-															
-															
018	SPIRE SMEC PosPhDi#1(N) . I+		SMJ.-	-	S281	021SS-38	27				CVVUCR	33	211121 P30	018	
019	SPIRE SMEC PosPhDi#1(N) . I-		SMJ.-	-	S281	021SS-38	27				CVVUCR	33	211121 P30	019	
029	SPIRE SMEC PosPhDi#1(N) . SHD06		SMJ.-	-	S281	021SS-38	27			Cable S281, 283,285 Shd con together (B)	CVVUCR	33	211121 P30	029	
-															
-															
056	SPIRE SMEC PosPhDi#1FB(N) . S		SMK.-	-	S282	021SS-38	30				CVVUCR	33	211121 P30	056	
055	SPIRE SMEC PosPhDi#1FB(N) . R		SMK.-	-	S282	021SS-38	30				CVVUCR	33	211121 P30	055	
044	SPIRE SMEC PosPhDi#1FB(N) . SHD09		SMK.-	-	S282	021SS-38	30			Cable S282, 284,286 Shd con together (C)	CVVUCR	33	211121 P30	044	
-															
-															
042	SPIRE SMEC PosPhDi#2(N) . I+		SMJ.-	-	S283	021SS-38	28				CVVUCR	33	211121 P30	042	
041	SPIRE SMEC PosPhDi#2(N) . I-		SMJ.-	-	S283	021SS-38	28				CVVUCR	33	211121 P30	041	
030	SPIRE SMEC PosPhDi#2(N) . SHD07		SMJ.-	-	S283	021SS-38	28			Cable S281, 283,285 Shd con together (B)	CVVUCR	33	211121 P30	030	
-															
-															
034	SPIRE SMEC PosPhDi#2FB(N) . S		SMK.-	-	S284	021SS-38	31				CVVUCR	33	211121 P30	034	
033	SPIRE SMEC PosPhDi#2FB(N) . R		SMK.-	-	S284	021SS-38	31				CVVUCR	33	211121 P30	033	
045	SPIRE SMEC PosPhDi#2FB(N) . SHD10		SMK.-	-	S284	021SS-38	31			Cable S282, 284,286 Shd con together (C)	CVVUCR	33	211121 P30	045	
-															
-															
020	SPIRE SMEC PosPhDi#3(N) . I+		SMJ.-	-	S285	021SS-38	29				CVVUCR	33	211121 P30	020	
021	SPIRE SMEC PosPhDi#3(N) . I-		SMJ.-	-	S285	021SS-38	29				CVVUCR	33	211121 P30	021	
031	SPIRE SMEC PosPhDi#3(N) . SHD08		SMJ.-	-	S285	021SS-38	29			Cable S281, 283,285 Shd con together (B)	CVVUCR	33	211121 P30	031	
-															
-															
058	SPIRE SMEC PosPhDi#3FB(N) . S		SMK.-	-	S286	021SS-38	32				CVVUCR	33	211121 P30	058	
057	SPIRE SMEC PosPhDi#3FB(N) . R		SMK.-	-	S286	021SS-38	32				CVVUCR	33	211121 P30	057	

Astrium GmbH	**Pin Allocation List** (Harness)	Doc.No.: HP-2-ASED-IC-0016
Project: HERSCHEL		Issue: 1.0 Date: 21.04.2004
		Sheet: PAL-6 (of 7)

Connector: 312300 J04 **Function:** SPIRE SVM CB3 (SPIRE Bundle 11) **Conn.-Type:** SCC340104401B032435P

Item: HSSVMCB3 **Location:** 27 / I/F CB ab. SVM Panel 7 (SPI/CCU CB) **Backshell:** 440 FS 110 M 24 03

EMC-Category: 2I/Sig H fr CVVFT to SVMCB

Pin	Signal Designation	Interface-Code Circuit	Signal	Pos.	Ch. ID	Wiring	Grouping: Shd	Cable	Twist	Comment	Target-Item	Location	Connector	Pin	New
046	SPIRE SMEC PosPhDi#3FB(N) . SHD11		SMK.-	-	S286	021SS-38	32			Cable S282, 284,286 Shd con together (C)	CVVUCR	33	211121 P30	046	
-															
006	SPIRE FPU SMEC Contr. Faraday . SFF		SFF.-	-	S301	010B0-30				Cable P29 Faraday Shd con to Busbar ECR0039tbc	CVVUCR	33	211121 P30	006	3. 3. 3.
-															
001	Faraday Pins									Connected to Busbar ECR0039tbc					
006	Faraday Pins									Connected to Busbar ECR0039tbc					
008	Faraday Pins									Connected to Busbar ECR0039tbc					
035	Faraday Pins									Connected to Busbar ECR0039tbc					
047	Faraday Pins									Connected to Busbar ECR0039tbc					
070	Faraday Pins									Connected to Busbar ECR0039tbc					
082	Faraday Pins									Connected to Busbar ECR0039tbc					
094	Faraday Pins									Connected to Busbar ECR0039tbc					
104	Faraday Pins									Connected to Busbar ECR0039tbc					
107	Faraday Pins									Connected to Busbar ECR0039tbc					
109	Faraday Pins									Connected to Busbar ECR0039tbc					
110	Faraday Pins									Connected to Busbar ECR0039tbc					
122	Faraday Pins									Connected to Busbar ECR0039tbc					
123	Faraday Pins									Connected to Busbar ECR0039tbc					
124	Faraday Pins									Connected to Busbar ECR0039tbc					
125	Faraday Pins									Connected to Busbar ECR0039tbc					
126	Faraday Pins									Connected to Busbar ECR0039tbc					

Astrium GmbH	Pin Allocation List (Harness)	Doc.No.: HP-2-ASED-IC-0016
Project: HERSCHEL		Issue: 1.0 Date: 21.04.2004
		Sheet: PAL-7 (of 7)

Connector: 312300 J04 **Function:** SPIRE SVM CB3 (SPIRE Bundle 11) **Conn.-Type:** SCC340104401B032435P

Item: HSSVMCB3 **Location:** 27 / I/F CB ab. SVM Panel 7 (SPI/CCU CB) **Backshell:** 440 FS 110 M 24 03

EMC-Category: 2I/Sig H fr CVVFT to SVMCB

Pin	Signal Designation	Interface-Code Circuit	Signal	Pos.	Ch. ID	Wiring	Grouping: Shd	Cable	Twist	Comment	Target-Item	Location	Connector	Pin	New
-															
-															
-															
-															
-															
-															
-															
CH	Connector Housing									CH isolated from Faraday Shd					
-	Insulating Jacket									Insulating Jacket between Bundle Overall Shd and Faraday Shd					
-	Bundle Overall Shd									Bundle Overall Shd connected to Backshell					

Astrium GmbH	**Pin Allocation List** (Harness)	Doc.No.: HP-2-ASED-IC-0016
Project: HERSCHEL	For wiring schematic see SIH-IS-12, CVVUCR P 33	Issue: 1.0 Date: 21.04.2004
		Sheet: PAL-1 (of 5)

Connector: 312300 J05 **Function:** SPIRE SVM CB3 (SPIRE Bundle 12) **Conn.-Type:** SCC340104401B032435P

Item: HSSVMCB3 **Location:** 27 / I/F CB ab. SVM Panel 7 (SPI/CCU CB) **Backshell:** 440 FS 110 M 24 32

EMC-Category: 2I/Sig H fr CVVFT to SVMCB

Pin	Signal Designation	Interface-Code Circuit	Signal	Pos.	Ch. ID	Wiring	Grouping: Shd	Cable	Twist	Comment	Target-Item	Location	Connector	Pin	New
029	SPIRE SorptPumpTemp(R) . I+		S3E.-	-	S287	041SS-38	1				CVVUCR	33	211121 P33	029	
041	SPIRE SorptPumpTemp(R) . V+		S3E.-	-	S287	041SS-38	1				CVVUCR	33	211121 P33	041	
042	SPIRE SorptPumpTemp(R) . V-		S3E.-	-	S287	041SS-38	1				CVVUCR	33	211121 P33	042	
030	SPIRE SorptPumpTemp(R) . I-		S3E.-	-	S287	041SS-38	1				CVVUCR	33	211121 P33	030	
031	SPIRE SorptPumpTemp(R) . SHD01		S3E.-	-	S287	041SS-38	1			Cable S287 to S291 Shd con together	CVVUCR	33	211121 P33	031	
-															
077	SPIRE EvaporatorTemp(R) . I+		S3E.-	-	S288	041SS-38	2				CVVUCR	33	211121 P33	077	
066	SPIRE EvaporatorTemp(R) . V+		S3E.-	-	S288	041SS-38	2				CVVUCR	33	211121 P33	066	
065	SPIRE EvaporatorTemp(R) . V-		S3E.-	-	S288	041SS-38	2				CVVUCR	33	211121 P33	065	
076	SPIRE EvaporatorTemp(R) . I-		S3E.-	-	S288	041SS-38	2				CVVUCR	33	211121 P33	076	
054	SPIRE EvaporatorTemp(R) . SHD02		S3E.-	-	S288	041SS-38	2			Cable S287 to S291 Shd con together	CVVUCR	33	211121 P33	054	
-															
053	SPIRE SorptPumpSwTemp(R) . I+		S3E.-	-	S289	041SS-38	3				CVVUCR	33	211121 P33	053	
064	SPIRE SorptPumpSwTemp(R) . V+		S3E.-	-	S289	041SS-38	3				CVVUCR	33	211121 P33	064	
063	SPIRE SorptPumpSwTemp(R) . V-		S3E.-	-	S289	041SS-38	3				CVVUCR	33	211121 P33	063	
052	SPIRE SorptPumpSwTemp(R) . I-		S3E.-	-	S289	041SS-38	3				CVVUCR	33	211121 P33	052	
075	SPIRE SorptPumpSwTemp(R) . SHD03		S3E.-	-	S289	041SS-38	3			Cable S287 to S291 Shd con together	CVVUCR	33	211121 P33	075	
-															
050	SPIRE EvaporSwTemp(R) . I+		S3E.-	-	S290	041SS-38	4				CVVUCR	33	211121 P33	050	
062	SPIRE EvaporSwTemp(R) . V+		S3E.-	-	S290	041SS-38	4				CVVUCR	33	211121 P33	062	
051	SPIRE EvaporSwTemp(R) . V-		S3E.-	-	S290	041SS-38	4				CVVUCR	33	211121 P33	051	
061	SPIRE EvaporSwTemp(R) . I-		S3E.-	-	S290	041SS-38	4				CVVUCR	33	211121 P33	061	
039	SPIRE EvaporSwTemp(R) . SHD04		S3E.-	-	S290	041SS-38	4			Cable S287 to S291 Shd con together	CVVUCR	33	211121 P33	039	
-															
011	SPIRE ThermShuntTemp(R) . I+A		S3E.-	-	S291	041SS-38	5				CVVUCR	33	211121 P33	011	
019	SPIRE ThermShuntTemp(R) . V+B		S3E.-	-	S291	041SS-38	5				CVVUCR	33	211121 P33	019	
018	SPIRE ThermShuntTemp(R) . V-A		S3E.-	-	S291	041SS-38	5				CVVUCR	33	211121 P33	018	
010	SPIRE ThermShuntTemp(R) . I-B		S3E.-	-	S291	041SS-38	5				CVVUCR	33	211121 P33	010	
020	SPIRE ThermShuntTemp(R) . SHD05		S3E.-	-	S291	041SS-38	5			Cable S287 to S291 Shd con together	CVVUCR	33	211121 P33	020	
-															
-															
006	SPIRE SorptPumpHtr(R) . I+A		S3F.-	-	S292	040B0-30					CVVUCR	33	211121 P33	006	
013	SPIRE SorptPumpHtr(R) . I+B		S3F.-	-	S292	040B0-30					CVVUCR	33	211121 P33	013	
005	SPIRE SorptPumpHtr(R) . I-A		S3F.-	-	S292	040B0-30					CVVUCR	33	211121 P33	005	
012	SPIRE SorptPumpHtr(R) . I-B		S3F.-	-	S292	040B0-30					CVVUCR	33	211121 P33	012	

Astrium GmbH	Pin Allocation List (Harness)	Doc.No.: HP-2-ASED-IC-0016
Project: HERSCHEL		Issue: 1.0 Date: 21.04.2004
		Sheet: PAL-2 (of 5)

Connector: 312300 J05 **Function:** SPIRE SVM CB3 (SPIRE Bundle 12) **Conn.-Type:** SCC340104401B032435P

Item: HSSVMCB3 **Location:** 27 / I/F CB ab. SVM Panel 7 (SPI/CCU CB) **Backshell:** 440 FS 110 M 24 32

EMC-Category: 2I/Sig H fr CVVFT to SVMCB

Pin	Signal Designation	Interface-Code Circuit	Signal	Pos.	Ch. ID	Wiring	Grouping: Shd	Cable	Twist	Comment	Target-Item	Location	Connector	Pin	New
-															
022	SPIRE SorptPumpSwHtr(R) . I+A		S3F.-	-	S293	040B0-30					CVVUCR	33	211121 P33	022	
033	SPIRE SorptPumpSwHtr(R) . I+B		S3F.-	-	S293	040B0-30					CVVUCR	33	211121 P33	033	
021	SPIRE SorptPumpSwHtr(R) . I-A		S3F.-	-	S293	040B0-30					CVVUCR	33	211121 P33	021	
032	SPIRE SorptPumpSwHtr(R) . I-B		S3F.-	-	S293	040B0-30					CVVUCR	33	211121 P33	032	
-															
055	SPIRE EvaporSwHtr(R) . I+A		S3F.-	-	S294	040B0-30					CVVUCR	33	211121 P33	055	
056	SPIRE EvaporSwHtr(R) . I+B		S3F.-	-	S294	040B0-30					CVVUCR	33	211121 P33	056	
043	SPIRE EvaporSwHtr(R) . I-A		S3F.-	-	S294	040B0-30					CVVUCR	33	211121 P33	043	
044	SPIRE EvaporSwHtr(R) . I-B		S3F.-	-	S294	040B0-30					CVVUCR	33	211121 P33	044	
-															
004	SPIRE FPU FC 2 Faraday . SFF		SFF.-	-	S304	010B0-30				Cable P20 Faraday Shd con to Busbar tbc	CVVUCR	33	211121 P33	004	3. 3. 3.
-															
-															
-															
111	SPIRE Spectr4%Temp (R) . I+		SCA.-	-	S295	041SS-38	9				CVVUCR	33	211121 P33	111	
120	SPIRE Spectr4%Temp (R) . V+		SCA.-	-	S295	041SS-38	9				CVVUCR	33	211121 P33	120	
128	SPIRE Spectr4%Temp (R) . V-		SCA.-	-	S295	041SS-38	9				CVVUCR	33	211121 P33	128	
112	SPIRE Spectr4%Temp (R) . I-		SCA.-	-	S295	041SS-38	9				CVVUCR	33	211121 P33	112	
121	SPIRE Spectr4%Temp (R) . SHD01		SCA.-	-	S295	041SS-38	9			Cable S295 to S297 Shd con together	CVVUCR	33	211121 P33	121	
-															
091	SPIRE Spectr2%Temp (R) . I+		SCA.-	-	S296	041SS-38	10				CVVUCR	33	211121 P33	091	
092	SPIRE Spectr2%Temp (R) . V+		SCA.-	-	S296	041SS-38	10				CVVUCR	33	211121 P33	092	
081	SPIRE Spectr2%Temp (R) . V-		SCA.-	-	S296	041SS-38	10				CVVUCR	33	211121 P33	081	
080	SPIRE Spectr2%Temp (R) . I-		SCA.-	-	S296	041SS-38	10				CVVUCR	33	211121 P33	080	
093	SPIRE Spectr2%Temp (R) . SHD02		SCA.-	-	S296	041SS-38	10			Cable S295 to S297 Shd con together	CVVUCR	33	211121 P33	093	
-															
114	SPIRE SpStimFlanTemp(R) . I+		SCA.-	-	S297	041SS-38	11				CVVUCR	33	211121 P33	114	
113	SPIRE SpStimFlanTemp(R) . V+		SCA.-	-	S297	041SS-38	11				CVVUCR	33	211121 P33	113	
103	SPIRE SpStimFlanTemp(R) . V-		SCA.-	-	S297	041SS-38	11				CVVUCR	33	211121 P33	103	
104	SPIRE SpStimFlanTemp(R) . I-		SCA.-	-	S297	041SS-38	11				CVVUCR	33	211121 P33	104	
102	SPIRE SpStimFlanTemp(R) . SHD03		SCA.-	-	S297	041SS-38	11			Cable S295 to S297 Shd con together	CVVUCR	33	211121 P33	102	
-															
-															
035	SPIRE Spectr4%Heater (R) . I+A		SCB.-	-	S298	040B0-30					CVVUCR	33	211121 P33	035	
024	SPIRE Spectr4%Heater (R) . I+B		SCB.-	-	S298	040B0-30					CVVUCR	33	211121 P33	024	

Astrium GmbH	Pin Allocation List (Harness)	Doc.No.: HP-2-ASED-IC-0016
Project: HERSCHEL		Issue: 1.0 Date: 21.04.2004
		Sheet: PAL-3 (of 5)

Connector: 312300 J05 **Function:** SPIRE SVM CB3 (SPIRE Bundle 12) **Conn.-Type:** SCC340104401B032435P

Item: HSSVMCB3 **Location:** 27 / I/F CB ab. SVM Panel 7 (SPI/CCU CB) **Backshell:** 440 FS 110 M 24 32

EMC-Category: 2I/Sig H fr CVVFT to SVMCB

Pin	Signal Designation	Interface-Code Circuit	Signal	Pos.	Ch. ID	Wiring	Grouping: Shd	Cable	Twist	Comment	Target-Item	Location	Connector	Pin	New
034	SPIRE Spectr4%Heater (R) . I-A		SCB.-	-	S298	040B0-30					CVVUCR	33	211121 P33	034	
023	SPIRE Spectr4%Heater (R) . I-B		SCB.-	-	S298	040B0-30					CVVUCR	33	211121 P33	023	
-															
046	SPIRE Spectr2%Heater (R) . I+A		SCB.-	-	S299	040B0-30					CVVUCR	33	211121 P33	046	
058	SPIRE Spectr2%Heater (R) . I+B		SCB.-	-	S299	040B0-30					CVVUCR	33	211121 P33	058	
045	SPIRE Spectr2%Heater (R) . I-A		SCB.-	-	S299	040B0-30					CVVUCR	33	211121 P33	045	
057	SPIRE Spectr2%Heater (R) . I-B		SCB.-	-	S299	040B0-30					CVVUCR	33	211121 P33	057	
-															
047	SPIRE FPU FSS2 Faraday . SFF		SFF.-	-	S303	010B0-30				Cable P22 Faraday Shd con to Busbar tbc	CVVUCR	33	211121 P33	047	3. 3. 3.
-															
-															
-															
089	SPIRE FilterTemp(R) . I+		STA.-	-	S306	041SS-38	20				CVVUCR	33	211121 P33	089	
100	SPIRE FilterTemp(R) . V+		STA.-	-	S306	041SS-38	20				CVVUCR	33	211121 P33	100	
099	SPIRE FilterTemp(R) . V-		STA.-	-	S306	041SS-38	20				CVVUCR	33	211121 P33	099	
088	SPIRE FilterTemp(R) . I-		STA.-	-	S306	041SS-38	20				CVVUCR	33	211121 P33	088	
101	SPIRE FilterTemp(R) . SHD06		STA.-	-	S306	041SS-38	20			Cable S306 to S311Shd con together	CVVUCR	33	211121 P33	101	
-															
118	SPIRE SpectDetBoxTemp(R) . I+		STA.-	-	S307	041SS-38	15				CVVUCR	33	211121 P33	118	
125	SPIRE SpectDetBoxTemp(R) . V+		STA.-	-	S307	041SS-38	15				CVVUCR	33	211121 P33	125	
126	SPIRE SpectDetBoxTemp(R) . V-		STA.-	-	S307	041SS-38	15				CVVUCR	33	211121 P33	126	
119	SPIRE SpectDetBoxTemp(R) . I-		STA.-	-	S307	041SS-38	15				CVVUCR	33	211121 P33	119	
110	SPIRE SpectDetBoxTemp(R) . SHD01		STA.-	-	S307	041SS-38	15			Cable S306 to S311Shd con together	CVVUCR	33	211121 P33	110	
-															
123	SPIRE PhotomDetBoxTmp(R) . I+		STA.-	-	S308	041SS-38	16				CVVUCR	33	211121 P33	123	
116	SPIRE PhotomDetBoxTmp(R) . V+		STA.-	-	S308	041SS-38	16				CVVUCR	33	211121 P33	116	
117	SPIRE PhotomDetBoxTmp(R) . V-		STA.-	-	S308	041SS-38	16				CVVUCR	33	211121 P33	117	
124	SPIRE PhotomDetBoxTmp(R) . I-		STA.-	-	S308	041SS-38	16				CVVUCR	33	211121 P33	124	
108	SPIRE PhotomDetBoxTmp(R) . SHD02		STA.-	-	S308	041SS-38	16			Cable S306 to S311Shd con together	CVVUCR	33	211121 P33	108	
-															
106	SPIRE OptSubbenchTmp(R) . I+		STA.-	-	S309	041SS-38	17				CVVUCR	33	211121 P33	106	
107	SPIRE OptSubbenchTmp(R) . V+		STA.-	-	S309	041SS-38	17				CVVUCR	33	211121 P33	107	
122	SPIRE OptSubbenchTmp(R) . V-		STA.-	-	S309	041SS-38	17				CVVUCR	33	211121 P33	122	
115	SPIRE OptSubbenchTmp(R) . I-		STA.-	-	S309	041SS-38	17				CVVUCR	33	211121 P33	115	
105	SPIRE OptSubbenchTmp(R) . SHD03		STA.-	-	S309	041SS-38	17			Cable S306 to S311Shd con together	CVVUCR	33	211121 P33	105	

Astrium GmbH	**Pin Allocation List** (Harness)	Doc.No.: HP-2-ASED-IC-0016
Project: HERSCHEL		Issue: 1.0 Date: 21.04.2004
		Sheet: PAL-4 (of 5)

Connector: 312300 J05 **Function:** SPIRE SVM CB3 (SPIRE Bundle 12) **Conn.-Type:** SCC340104401B032435P

Item: HSSVMCB3 **Location:** 27 / I/F CB ab. SVM Panel 7 (SPI/CCU CB) **Backshell:** 440 FS 110 M 24 32

EMC-Category: 2I/Sig H fr CVVFT to SVMCB

Pin	Signal Designation	Interface-Code Circuit	Signal	Pos.	Ch. ID	Wiring	Grouping: Shd	Cable	Twist	Comment	Target-Item	Location	Connector	Pin	New
-															
097	SPIRE FPUInpBaffleTmp(R) . I+		STA.-	-	S310	041SS-38	18				CVVUCR	33	211121 P33	097	
086	SPIRE FPUInpBaffleTmp(R) . V+		STA.-	-	S310	041SS-38	18				CVVUCR	33	211121 P33	086	
087	SPIRE FPUInpBaffleTmp(R) . V-		STA.-	-	S310	041SS-38	18				CVVUCR	33	211121 P33	087	
098	SPIRE FPUInpBaffleTmp(R) . I-		STA.-	-	S310	041SS-38	18				CVVUCR	33	211121 P33	098	
109	SPIRE FPUInpBaffleTmp(R) . SHD04		STA.-	-	S310	041SS-38	18			Cable S306 to S311Shd con together	CVVUCR	33	211121 P33	109	
-															
073	SPIRE BSM/SOB I/FTmp(R) . I+		STA.-	-	S311	041SS-38	19				CVVUCR	33	211121 P33	073	
074	SPIRE BSM/SOB I/FTmp(R) . V+		STA.-	-	S311	041SS-38	19				CVVUCR	33	211121 P33	074	
085	SPIRE BSM/SOB I/FTmp(R) . V-		STA.-	-	S311	041SS-38	19				CVVUCR	33	211121 P33	085	
084	SPIRE BSM/SOB I/FTmp(R) . I-		STA.-	-	S311	041SS-38	19				CVVUCR	33	211121 P33	084	
096	SPIRE BSM/SOB I/FTmp(R) . SHD05		STA.-	-	S311	041SS-38	19			Cable S306 to S311Shd con together	CVVUCR	33	211121 P33	096	
-															
-															
079	SPIRE PTC Htr(R) . I+A		STB.-	-	S312	041BS-30	21				CVVUCR	33	211121 P33	079	
078	SPIRE PTC Htr(R) . I+B		STB.-	-	S312	041BS-30	21				CVVUCR	33	211121 P33	078	
068	SPIRE PTC Htr(R) . I-A		STB.-	-	S312	041BS-30	21				CVVUCR	33	211121 P33	068	
067	SPIRE PTC Htr(R) . I-B		STB.-	-	S312	041BS-30	21				CVVUCR	33	211121 P33	067	
090	SPIRE PTC Htr(R) . SHD07		STB.-	-	S312	041BS-30	21			Cable S312 Shd	CVVUCR	33	211121 P33	090	
-															
094	SPIRE FPU FT Faraday . SFF		SFF.-	-	S302	010B0-30				Cable P24 Faraday Shd con to Busbar tbc	CVVUCR	33	211121 P33	094	3. 3. 3.
-															
-															
001	Faraday Pins									Connected to Busbar ECR0039tbc					
002	Faraday Pins									Connected to Busbar ECR0039tbc					
003	Faraday Pins									Connected to Busbar ECR0039tbc					
004	Faraday Pins									Connected to Busbar ECR0039tbc					
007	Faraday Pins									Connected to Busbar ECR0039tbc					
008	Faraday Pins									Connected to Busbar ECR0039tbc					
014	Faraday Pins									Connected to Busbar ECR0039tbc					

Astrium GmbH	Pin Allocation List (Harness)	Doc.No.: HP-2-ASED-IC-0016
Project: HERSCHEL		Issue: 1.0 Date: 21.04.2004
		Sheet: PAL-5 (of 5)

Connector: 312300 J05 **Function:** SPIRE SVM CB3 (SPIRE Bundle 12) **Conn.-Type:** SCC340104401B032435P

Item: HSSVMCB3 **Location:** 27 / I/F CB ab. SVM Panel 7 (SPI/CCU CB) **Backshell:** 440 FS 110 M 24 32

EMC-Category: 2I/Sig H fr CVVFT to SVMCB

Pin	Signal Designation	Interface-Code Circuit	Signal	Pos.	Ch. ID	Wiring	Grouping: Shd	Cable	Twist	Comment	Target-Item	Location	Connector	Pin	New
015	Faraday Pins									Connected to Busbar ECR0039tbc					
025	Faraday Pins									Connected to Busbar ECR0039tbc					
036	Faraday Pins									Connected to Busbar ECR0039tbc					
047	Faraday Pins									Connected to Busbar ECR0039tbc					
059	Faraday Pins									Connected to Busbar ECR0039tbc					
070	Faraday Pins									Connected to Busbar ECR0039tbc					
082	Faraday Pins									Connected to Busbar ECR0039tbc					
094	Faraday Pins									Connected to Busbar ECR0039tbc					
127	Faraday Pins									Connected to Busbar ECR0039tbc					
-															
-															
CH	Connector Housing									CH isolated from Faraday Shd					
-	Insulating Jacket									Insulating Jacket between Bundle Overall Shd and Faraday Shd					
-	Bundle Overall Shd									Bundle Overall Shd con to Backshell					

Astrium GmbH	**Pin Allocation List** (Harness)	Doc.No.: HP-2-ASED-IC-0016
Project: HERSCHEL	For wiring schematic see SIH-IS-13; CVVUCR P29	Issue: 1.0 Date: 21.04.2004
		Sheet: PAL-1 (of 6)

Connector: 312300 J03 **Function:** SPIRE SVM CB3 (SPIRE Bundle 13) **Conn.-Type:** SCC340104401B032435P

Item: HSSVMCB3 **Location:** 27 / I/F CB ab. SVM Panel 7 (SPI/CCU CB) **Backshell:** 440 FS 110 M 24 03

EMC-Category: 2I/Sig H fr CVVFT to SVMCB

		Interface-Code					Grouping:							
Pin	**Signal Designation**	**Circuit**	**Signal**	**Pos.**	**Ch. ID**	**Wiring**	**Shd**	**Cable**	**Twist**	**Comment**	**Target-Item**	**Location**	**Connector**	**Pin**	**New**
051	SPIRE ChopSensor1&2(R) . 1		SBA.-	-	S313	021SS-38	1				CVVUCR	33	211121 P29	051	
040	SPIRE ChopSensor1&2(R) . 2		SBA.-	-	S313	021SS-38	1				CVVUCR	33	211121 P29	040	
039	SPIRE ChopSensor1&2(R) . SHD01		SBA.-	-	S313	021SS-38	1			Cable S313 to 316 Shd con together	CVVUCR	33	211121 P29	039	
-															
028	SPIRE ChopSensor3-5(R) . 3		SBB.-	-	S314	031BS-38	2				CVVUCR	33	211121 P29	028	
017	SPIRE ChopSensor3-5(R) . 4		SBB.-	-	S314	031BS-38	2				CVVUCR	33	211121 P29	017	
016	SPIRE ChopSensor3-5(R) . 5		SBB.-	-	S314	031BS-38	2				CVVUCR	33	211121 P29	016	
027	SPIRE ChopSensor3-5(R) . SHD03		SBB.-	-	S314	031BS-38	2			Cable S313 to 316 Shd con together	CVVUCR	33	211121 P29	027	
-															
049	SPIRE JiggleSensor1&2(R) . 1		SBA.-	-	S315	021SS-38	3				CVVUCR	33	211121 P29	049	
050	SPIRE JiggleSensor1&2(R) . 2		SBA.-	-	S315	021SS-38	3				CVVUCR	33	211121 P29	050	
038	SPIRE JiggleSensor1&2(R) . SHD02		SBA.-	-	S315	021SS-38	3			Cable S313 to 316 Shd con together	CVVUCR	33	211121 P29	038	
-															
015	SPIRE JiggleSensor3-5(R) . 3		SBB.-	-	S316	031BS-38	4				CVVUCR	33	211121 P29	015	
025	SPIRE JiggleSensor3-5(R) . 4		SBB.-	-	S316	031BS-38	4				CVVUCR	33	211121 P29	025	
037	SPIRE JiggleSensor3-5(R) . 5		SBB.-	-	S316	031BS-38	4				CVVUCR	33	211121 P29	037	
026	SPIRE JiggleSensor3-5(R) . SHD04		SBB.-	-	S316	031BS-38	4			Cable S313 to 316 Shd con together	CVVUCR	33	211121 P29	026	
-															
-															
086	SPIRE BSMTemp(R) . I+		SBC.-	-	S317	041SS-38	5				CVVUCR	33	211121 P29	086	
097	SPIRE BSMTemp(R) . V+		SBC.-	-	S317	041SS-38	5				CVVUCR	33	211121 P29	097	
098	SPIRE BSMTemp(R) . V-		SBC.-	-	S317	041SS-38	5				CVVUCR	33	211121 P29	098	
087	SPIRE BSMTemp(R) . I-		SBC.-	-	S317	041SS-38	5				CVVUCR	33	211121 P29	087	
075	SPIRE BSMTemp(R) . SHD05		SBC.-	-	S317	041SS-38	5			Cable S317 Shd	CVVUCR	33	211121 P29	075	
-															
048	SPIRE P-Cal Htr (R) . I+A		SBD.-	-	S318	041BS-30	6				CVVUCR	33	211121 P29	048	
071	SPIRE P-Cal Htr (R) . I+B		SBD.-	-	S318	041BS-30	6				CVVUCR	33	211121 P29	071	
060	SPIRE P-Cal Htr (R) . I-A		SBD.-	-	S318	041BS-30	6				CVVUCR	33	211121 P29	060	
059	SPIRE P-Cal Htr (R) . I-B		SBD.-	-	S318	041BS-30	6				CVVUCR	33	211121 P29	059	
036	SPIRE P-Cal Htr (R) . SHD06		SBD.-	-	S318	041BS-30	6			Cable S318 Shd	CVVUCR	33	211121 P29	036	
-															
108	SPIRE BSMLchLtchConf(R) . 1		SBE.-	-	S319	021SS-38	7				CVVUCR	33	211121 P29	108	
116	SPIRE BSMLchLtchConf(R) . 2		SBE.-	-	S319	021SS-38	7				CVVUCR	33	211121 P29	116	
107	SPIRE BSMLchLtchConf(R) . SHD07		SBE.-	-	S319	021SS-38	7			Cable S319 Shd	CVVUCR	33	211121 P29	107	
-															
105	SPIRE BSMLatchDrive(R) . SUP		SBF.-	-	S320	021BS-30	8				CVVUCR	33	211121 P29	105	

Astrium GmbH	Pin Allocation List (Harness)	Doc.No.: HP-2-ASED-IC-0016
Project: HERSCHEL		Issue: 1.0 Date: 21.04.2004
		Sheet: PAL-2 (of 6)

Connector: 312300 J03 **Function:** SPIRE SVM CB3 (SPIRE Bundle 13) **Conn.-Type:** SCC340104401B032435P

Item: HSSVMCB3 **Location:** 27 / I/F CB ab. SVM Panel 7 (SPI/CCU CB) **Backshell:** 440 FS 110 M 24 03

EMC-Category: 2I/Sig H fr CVVFT to SVMCB

Pin	Signal Designation	Interface-Code Circuit	Signal	Pos.	Ch. ID	Wiring	Grouping: Shd	Cable	Twist	Comment	Target-Item	Location	Connector	Pin	New
115	SPIRE BSMLatchDrive(R) . RTN		SBF.-	-	S320	021BS-30	8				CVVUCR	33	211121 P29	115	
106	SPIRE BSMLatchDrive(R) . SHD08		SBF.-	-	S320	021BS-30	8			Cable S320 Shd	CVVUCR	33	211121 P29	106	
-															
072	SPIRE ChopMotDrive(R) . 1		SBG.-	-	S321	041BS-30	9				CVVUCR	33	211121 P29	072	
061	SPIRE ChopMotDrive(R) . 2		SBG.-	-	S321	041BS-30	9				CVVUCR	33	211121 P29	061	
062	SPIRE ChopMotDrive(R) . 3		SBG.-	-	S321	041BS-30	9				CVVUCR	33	211121 P29	062	
074	SPIRE ChopMotDrive(R) . 4		SBG.-	-	S321	041BS-30	9				CVVUCR	33	211121 P29	074	
073	SPIRE ChopMotDrive(R) . SHD09		SBG.-	-	S321	041BS-30	9			Cable S321, 322 Shd con together	CVVUCR	33	211121 P29	073	
-															
083	SPIRE JiggleMotDrive(R) . 1		SBG.-	-	S322	041BS-30	10				CVVUCR	33	211121 P29	083	
095	SPIRE JiggleMotDrive(R) . 2		SBG.-	-	S322	041BS-30	10				CVVUCR	33	211121 P29	095	
096	SPIRE JiggleMotDrive(R) . 3		SBG.-	-	S322	041BS-30	10				CVVUCR	33	211121 P29	096	
085	SPIRE JiggleMotDrive(R) . 4		SBG.-	-	S322	041BS-30	10				CVVUCR	33	211121 P29	085	
084	SPIRE JiggleMotDrive(R) . SHD10		SBG.-	-	S322	041BS-30	10			Cable S321, 322 Shd con together	CVVUCR	33	211121 P29	084	
-															
082	SPIRE FPU BSM PS Faraday . SFF		SFF.-	-	S305	010B0-30				Cable P26 Faraday Shd con to Busbar ECR0039tbc	CVVUCR	33	211121 P29	082	3. 3. 3.
-															
-															
117	SPIRE SMECLLtch#1Conf(R) . 1+		SME.-	-	S323	021BS-30	11				CVVUCR	33	211121 P29	117	
118	SPIRE SMECLLtch#1Conf(R) . 1-		SME.-	-	S323	021BS-30	11				CVVUCR	33	211121 P29	118	
109	SPIRE SMECLLtch#1Conf(R) . SHD06		SME.-	-	S323	021BS-30	11			Cable S323, 324 Shd con together (A)	CVVUCR	33	211121 P29	109	
-															
111	SPIRE SMECLLtch#2Conf(R) . 2+		SME.-	-	S324	021BS-30	12				CVVUCR	33	211121 P29	111	
119	SPIRE SMECLLtch#2Conf(R) . 2-		SME.-	-	S324	021BS-30	12				CVVUCR	33	211121 P29	119	
110	SPIRE SMECLLtch#2Conf(R) . SHD07		SME.-	-	S324	021BS-30	12			Cable S323, 324 Shd con together (A)	CVVUCR	33	211121 P29	110	
-															
067	SPIRE SMECLL#1Pwr1/A(R) . S1		SMF.-	-	S325	021BS-30	13				CVVUCR	33	211121 P29	067	
066	SPIRE SMECLL#1Pwr1/A(R) . R1		SMF.-	-	S325	021BS-30	13				CVVUCR	33	211121 P29	066	
078	SPIRE SMECLL#1Pwr1/A(R) . SHD08		SMF.-	-	S325	021BS-30	13			Cable S325 to 328 Shd con together (B)	CVVUCR	33	211121 P29	078	
-															
069	SPIRE SMECLL#1Pwr2/B(R) . S2		SMF.-	-	S326	021BS-30	14				CVVUCR	33	211121 P29	069	
068	SPIRE SMECLL#1Pwr2/B(R) . R2		SMF.-	-	S326	021BS-30	14				CVVUCR	33	211121 P29	068	
080	SPIRE SMECLL#1Pwr2/B(R) . SHD09		SMF.-	-	S326	021BS-30	14			Cable S325 to 328 Shd con together (B)	CVVUCR	33	211121 P29	080	

Astrium GmbH	**Pin Allocation List** (Harness)	Doc.No.: HP-2-ASED-IC-0016
Project: HERSCHEL		Issue: 1.0 Date: 21.04.2004
		Sheet: PAL-3 (of 6)

Connector: 312300 J03 **Function:** SPIRE SVM CB3 (SPIRE Bundle 13) **Conn.-Type:** SCC340104401B032435P

Item: HSSVMCB3 **Location:** 27 / I/F CB ab. SVM Panel 7 (SPI/CCU CB) **Backshell:** 440 FS 110 M 24 03

EMC-Category: 2I/Sig H fr CVVFT to SVMCB

Pin	Signal Designation	Interface-Code Circuit	Signal	Pos.	Ch. ID	Wiring	Grouping: Shd	Cable	Twist	Comment	Target-Item	Location	Connector	Pin	New
-															
090	SPIRE SMECLL#2Pwr1/A(R) . S1		SMF.-	-	S327	021BS-30	15				CVVUCR	33	211121 P29	090	
091	SPIRE SMECLL#2Pwr1/A(R) . R1		SMF.-	-	S327	021BS-30	15				CVVUCR	33	211121 P29	091	
079	SPIRE SMECLL#2Pwr1/A(R) . SHD10		SMF.-	-	S327	021BS-30	15			Cable S325 to 328 Shd con together (B)	CVVUCR	33	211121 P29	079	
-															
092	SPIRE SMECLL#2Pwr2/B(R) . S2		SMF.-	-	S328	021BS-30	16				CVVUCR	33	211121 P29	092	
093	SPIRE SMECLL#2Pwr2/B(R) . R2		SMF.-	-	S328	021BS-30	16				CVVUCR	33	211121 P29	093	
081	SPIRE SMECLL#2Pwr2/B(R) . SHD11		SMF.-	-	S328	021BS-30	16			Cable S325 to 328 Shd con together (B)	CVVUCR	33	211121 P29	081	
-															
-															
088	SPIRE SMECTemp(R) . I+		SMC.-	-	S329	041SS-38	17				CVVUCR	33	211121 P29	088	
099	SPIRE SMECTemp(R) . V+		SMC.-	-	S329	041SS-38	17				CVVUCR	33	211121 P29	099	
100	SPIRE SMECTemp(R) . V-		SMC.-	-	S329	041SS-38	17				CVVUCR	33	211121 P29	100	
089	SPIRE SMECTemp(R) . I-		SMC.-	-	S329	041SS-38	17				CVVUCR	33	211121 P29	089	
077	SPIRE SMECTemp(R) . SHD04		SMC.-	-	S329	041SS-38	17			Cable S329, 330 Shd con together (C)	CVVUCR	33	211121 P29	077	
-															
054	SPIRE SMEC/SOB I/FTmp(R) (#13) . I+		SMC.-	-	S330	041SS-38	18				CVVUCR	33	211121 P29	054	
065	SPIRE SMEC/SOB I/FTmp(R) (#13) . V+		SMC.-	-	S330	041SS-38	18				CVVUCR	33	211121 P29	065	
064	SPIRE SMEC/SOB I/FTmp(R) (#13) . V-		SMC.-	-	S330	041SS-38	18				CVVUCR	33	211121 P29	064	
053	SPIRE SMEC/SOB I/FTmp(R) (#13) . I-		SMC.-	-	S330	041SS-38	18				CVVUCR	33	211121 P29	053	
076	SPIRE SMEC/SOB I/FTmp(R) (#13) . SHD05		SMC.-	-	S330	041SS-38	18			Cable S329, 330 Shd con together (C)	CVVUCR	33	211121 P29	076	
-															
-															
101	SPIRE SMECLVDTPriClPw(R) . P		SMA.-	-	S331	021BS-30	19				CVVUCR	33	211121 P29	101	
102	SPIRE SMECLVDTPriClPw(R) . N		SMA.-	-	S331	021BS-30	19				CVVUCR	33	211121 P29	102	
112	SPIRE SMECLVDTPriClPw(R) . SHD01		SMA.-	-	S331	021BS-30	19			Cable S331 to 333 Shd con together (D)	CVVUCR	33	211121 P29	112	
-															
127	SPIRE SMECLVDTSCl#1Sg(R) . P		SMB.-	-	S332	021BS-30	20				CVVUCR	33	211121 P29	127	
120	SPIRE SMECLVDTSCl#1Sg(R) . N		SMB.-	-	S332	021BS-30	20				CVVUCR	33	211121 P29	120	
128	SPIRE SMECLVDTSCl#1Sg(R) . SHD02		SMB.-	-	S332	021BS-30	20			Cable S331 to 333 Shd con together (D)	CVVUCR	33	211121 P29	128	
-															
114	SPIRE SMECLVDTSCl#2Sg(R) . P		SMB.-	-	S333	021BS-30	21				CVVUCR	33	211121 P29	114	
113	SPIRE SMECLVDTSCl#2Sg(R) . N		SMB.-	-	S333	021BS-30	21				CVVUCR	33	211121 P29	113	

Astrium GmbH	**Pin Allocation List** (Harness)	Doc.No.: HP-2-ASED-IC-0016
Project: HERSCHEL		Issue: 1.0 Date: 21.04.2004
		Sheet: PAL-4 (of 6)

Connector: 312300 J03 **Function:** SPIRE SVM CB3 (SPIRE Bundle 13) **Conn.-Type:** SCC340104401B032435P

Item: HSSVMCB3 **Location:** 27 / I/F CB ab. SVM Panel 7 (SPI/CCU CB) **Backshell:** 440 FS 110 M 24 03

EMC-Category: 2I/Sig H fr CVVFT to SVMCB

Pin	Signal Designation	Interface-Code Circuit	Signal	Pos.	Ch. ID	Wiring	Grouping: Shd	Cable	Twist	Comment	Target-Item	Location	Connector	Pin	New
121	SPIRE SMECLVDTSCl#2Sg(R) . SHD03		SMB.-	-	S333	021BS-30	21			Cable S331 to 333 Shd con together (D)	CVVUCR	33	211121 P29	121	
-															
104	SPIRE FPU SMEC LR Faraday . SFF		SFF.-	-	S351	010B0-30				Cable P28 Faraday Shd con to Busbar ECR0039tbc	CVVUCR	33	211121 P29	104	3. 3. 3.
-															
-															
012	SPIRE SMEC Drv Coil (R) . I+		SMD.-	-	S334	021BS-30	22				CVVUCR	33	211121 P29	012	
005	SPIRE SMEC Drv Coil (R) . I-		SMD.-	-	S334	021BS-30	22				CVVUCR	33	211121 P29	005	
013	SPIRE SMEC Drv Coil (R) . SHD01		SMD.-	-	S334	021BS-30	22			Cable S334,335 con together (A)	CVVUCR	33	211121 P29	013	
-															
022	SPIRE SMEC Drv Coil (Rob) (R) . I+		SMD.-	-	S335	021BS-30	23				CVVUCR	33	211121 P29	022	
007	SPIRE SMEC Drv Coil (Rob) (R) . I-		SMD.-	-	S335	021BS-30	23				CVVUCR	33	211121 P29	007	
013	SPIRE SMEC Drv Coil (Rob) (R) . SHD02		SMD.-	-	S335	021BS-30	23			Cable S334,335 con together (A)	CVVUCR	33	211121 P29	013	
-															
014	SPIRE SMEC Drv Sense (R) . Sen+		SMG.-	-	S336	021BS-38	24				CVVUCR	33	211121 P29	014	
024	SPIRE SMEC Drv Sense (R) . Sen-		SMG.-	-	S336	021BS-38	24				CVVUCR	33	211121 P29	024	
023	SPIRE SMEC Drv Sense (R) . SHD03		SMG.-	-	S336	021BS-38	24			Cable S336 Shd	CVVUCR	33	211121 P29	023	
-															
-															
009	SPIRE SMEC PosSeLEDPwr(R) . S		SMH.-	-	S337	021BS-38	25				CVVUCR	33	211121 P29	009	
002	SPIRE SMEC PosSeLEDPwr(R) . R		SMH.-	-	S337	021BS-38	25				CVVUCR	33	211121 P29	002	
003	SPIRE SMEC PosSeLEDPwr(R) . SHD04		SMH.-	-	S337	021BS-38	25			Cable S337 Shd	CVVUCR	33	211121 P29	003	
-															
011	SPIRE SMEC PosSensPwr(R) . S		SMH.-	-	S338	021BS-38	26				CVVUCR	33	211121 P29	011	
004	SPIRE SMEC PosSensPwr(R) . R		SMH.-	-	S338	021BS-38	26				CVVUCR	33	211121 P29	004	
010	SPIRE SMEC PosSensPwr(R) . SHD05		SMH.-	-	S338	021BS-38	26			Cable S338 Shd	CVVUCR	33	211121 P29	010	
-															
018	SPIRE SMEC PosPhDi#1(R) . I+		SMJ.-	-	S339	021SS-38	27				CVVUCR	33	211121 P29	018	
019	SPIRE SMEC PosPhDi#1(R) . I-		SMJ.-	-	S339	021SS-38	27				CVVUCR	33	211121 P29	019	
029	SPIRE SMEC PosPhDi#1(R) . SHD06		SMJ.-	-	S339	021SS-38	27			Cable S339, 341, 343 Shd con together (B)	CVVUCR	33	211121 P29	029	
-															
056	SPIRE SMEC PosPhDi#1FB(R) . S		SMK.-	-	S340	021SS-38	30				CVVUCR	33	211121 P29	056	
055	SPIRE SMEC PosPhDi#1FB(R) . R		SMK.-	-	S340	021SS-38	30				CVVUCR	33	211121 P29	055	
044	SPIRE SMEC PosPhDi#1FB(R) . SHD09		SMK.-	-	S340	021SS-38	30			Cable S340, 342, 344 Shd con together (C)	CVVUCR	33	211121 P29	044	
-															
042	SPIRE SMEC PosPhDi#2(R) . I+		SMJ.-	-	S341	021SS-38	28				CVVUCR	33	211121 P29	042	
041	SPIRE SMEC PosPhDi#2(R) . I-		SMJ.-	-	S341	021SS-38	28				CVVUCR	33	211121 P29	041	

Astrium GmbH	Pin Allocation List (Harness)	Doc.No.: HP-2-ASED-IC-0016
Project: HERSCHEL		Issue: 1.0 Date: 21.04.2004
		Sheet: PAL-5 (of 6)

Connector: 312300 J03 **Function:** SPIRE SVM CB3 (SPIRE Bundle 13) **Conn.-Type:** SCC340104401B032435P

Item: HSSVMCB3 **Location:** 27 / I/F CB ab. SVM Panel 7 (SPI/CCU CB) **Backshell:** 440 FS 110 M 24 03

EMC-Category: 2I/Sig H fr CVVFT to SVMCB

Pin	Signal Designation	Interface-Code Circuit	Signal	Pos.	Ch. ID	Wiring	Grouping: Shd	Cable	Twist	Comment	Target-Item	Location	Connector	Pin	New
030	SPIRE SMEC PosPhDi#2(R) . SHD07		SMJ.-	-	S341	021SS-38	28			Cable S339, 341, 343 Shd con together (B)	CVVUCR	33	211121 P29	030	
-															
034	SPIRE SMEC PosPhDi#2FB(R) . S		SMK.-	-	S342	021SS-38	31				CVVUCR	33	211121 P29	034	
033	SPIRE SMEC PosPhDi#2FB(R) . R		SMK.-	-	S342	021SS-38	31				CVVUCR	33	211121 P29	033	
045	SPIRE SMEC PosPhDi#2FB(R) . SHD10		SMK.-	-	S342	021SS-38	31			Cable S340, 342, 344 Shd con together (C)	CVVUCR	33	211121 P29	045	
-															
020	SPIRE SMEC PosPhDi#3(R) . I+		SMJ.-	-	S343	021SS-38	29				CVVUCR	33	211121 P29	020	
021	SPIRE SMEC PosPhDi#3(R) . I-		SMJ.-	-	S343	021SS-38	29				CVVUCR	33	211121 P29	021	
031	SPIRE SMEC PosPhDi#3(R) . SHD08		SMJ.-	-	S343	021SS-38	29			Cable S339, 341, 343 Shd con together (B)	CVVUCR	33	211121 P29	031	
-															
058	SPIRE SMEC PosPhDi#3FB(R) . S		SMK.-	-	S344	021SS-38	32				CVVUCR	33	211121 P29	058	
057	SPIRE SMEC PosPhDi#3FB(R) . R		SMK.-	-	S344	021SS-38	32				CVVUCR	33	211121 P29	057	
046	SPIRE SMEC PosPhDi#3FB(R) . SHD11		SMK.-	-	S344	021SS-38	32			Cable S340, 342, 344 Shd con together (C)	CVVUCR	33	211121 P29	046	
006	SPIRE FPU SMEC CR Faraday . SFF		SFF.-	-	S352	010B0-30				Cable P30 Faraday Shd con to Busbar ECR0039tbc	CVVUCR	33	211121 P29	006	3. 3. 3.
-															
001	Faraday Pins									Connected to Busbar ECR0039tbc					
006	Faraday Pins									Connected to Busbar ECR0039tbc					
008	Faraday Pins									Connected to Busbar ECR0039tbc					
035	Faraday Pins									Connected to Busbar ECR0039tbc					
047	Faraday Pins									Connected to Busbar ECR0039tbc					
070	Faraday Pins									Connected to Busbar ECR0039tbc					
082	Faraday Pins									Connected to Busbar ECR0039tbc					
094	Faraday Pins									Connected to Busbar ECR0039tbc					
104	Faraday Pins									Connected to Busbar ECR0039tbc					
107	Faraday Pins									Connected to Busbar ECR0039tbc					

Pin Allocation List
(Harness)

Connector: 312300 J03 **Function:** SPIRE SVM CB3 (SPIRE Bundle 13) **Conn.-Type:** SCC340104401B032435P
Item: HSSVMCB3 **Location:** 27 / I/F CB ab. SVM Panel 7 (SPI/CCU CB) **Backshell:** 440 FS 110 M 24 03
EMC-Category: 2I/Sig H fr CVVFT to SVMCB

Pin	Signal Designation	Interface-Code Circuit	Signal	Pos.	Ch. ID	Wiring	Grouping: Shd	Cable	Twist	Comment	Target-Item	Location	Connector	Pin	New
109	Faraday Pins									Connected to Busbar ECR0039tbc					
110	Faraday Pins									Connected to Busbar ECR0039tbc					
122	Faraday Pins									Connected to Busbar ECR0039tbc					
123	Faraday Pins									Connected to Busbar ECR0039tbc					
124	Faraday Pins									Connected to Busbar ECR0039tbc					
125	Faraday Pins									Connected to Busbar ECR0039tbc					
126	Faraday Pins									Connected to Busbar ECR0039tbc					
-	NC														
-	NC														
-	NC														
-	NC														
-	NC														
-	NC														
-	NC														
-	NC														
-	NC														
-	NC														
CH	Connector Housing									CH isolated from Faraday Shd					
-	Insulating Jacket									Insulating Jacket between Bundle Overall Shd and Faraday Shd					
-	Bundle Overall Shd									Bundle Overall Shd con to Backshell					

END OF DOCUMENT

	Name	Dep./Comp.		Name	Dep./Comp.
	Alberti von Mathias Dr.	AOE22		Stritter Rene	AED11
	Alo Hakan	OTN/TP 45		Tenhaeff Dieter	AOE22
	Barlage Bernhard	AED11		Thörmer Klaus-Horst Dr.	OTN/AED65
	Bayer Thomas	AET52		Wagner Klaus	AOE23
	Faas Horst	AEA65		Wietbrock, Walter	AET12
	Fehringer Alexander	AOE13		Wöhler Hans	AOE22
	Frey Albrecht	AED422			
	Gerner Willi	AED11			
	Grasl Andreas	OTN/AET52			
	Grasshoff Brigitte	AET12		Alcatel	ASP
	Hauser Armin	AOE23		ESA/ESTEC	ESA
	Hinger Jürgen	AOE23			
	Hohn Rüdiger	AET52		**Instruments:**	
	Huber Johann	AOA4		MPE (PACS)	MPE
	Hund Walter	ASE4A		RAL (SPIRE)	RAL
	Idler Siegmund	AED432		SRON (HIFI)	SRON
	Ivády von András	FAE22			
	Jahn Gerd Dr.	AOE23		**Subcontractors:**	
	Kalde Clemens	APE3		Air Liquide, Space Department	AIR
	Kameter Rudolf	OTN/AET52		Air Liquide, Space Department	AIRS
	Kettner Bernhard	AOE22		Air Liquide, Orbital System	AIRT
	Knoblauch August	AET32		Alcatel Bell Space	ABSP
	Koelle Markus	AET22		Astrium Sub-Subsyst. & Equipment	ASSE
	Kroeker Jürgen	AED65		Austrian Aerospace	AAE
	Kunz Oliver Dr.	AOE23		Austrian Aerospace	AAEM
	Lamprecht Ernst	OTN/ASI21		APCO Technologies S. A.	APCO
	Lang Jürgen	ASE4A		Bieri Engineering B. V.	BIER
	Langfermann Michael	AET52		BOC Edwards	BOCE
	Mack Paul	OTN/AET52		Dutch Space Solar Arrays	DSSA
	Muhl Eckhard	OTN/AET52		EADS CASA Espacio	CASA
	Pastorino Michel	ASPI Resid.		EADS CASA Espacio	ECAS
	Peitzker Helmut	AED65		EADS Space Transportation	ASIP
	Peltz Heinz-Willi	AET42		Eurocopter	ECD
	Pietroboni Karin	AED65		HTS AG Zürich	HTSZ
	Platzer Wilhelm	AED22		Linde	LIND
	Puttlitz Joachim	OTN/AET52		Patria New Technologies Oy	PANT
	Rebholz Reinhold	AET52		Phoenix, Volkmarsen	PHOE
	Reuß Friedhelm	AED62		Prototech AS	PROT
	Rühe Wolfgang	AED65		QMC Instruments Ltd.	QMC
	Runge Axel	OTN/AET52		Rembe, Brilon	REMB
	Sachsse Bernt	AED21		Rosemount Aerospace GmbH	ROSE
	Schink Dietmar	AED422		RYMSA, Radiación y Microondas S.A.	RYM
	Schlosser Christian	OTN/AET52		SENER Ingenieria SA	SEN
	Schmidt Rudolf	FAE22		Stöhr, Königsbrunn	STOE
	Schweickert Gunn	AOE22		Terma A/S, Birkerod	TER
	Stauss Oliver	AOE13			
	Steininger Eric	AED422			

E N D O F D O C U M E N T

	Name	Dep./Comp.		Name	Dep./Comp.
	Alberti von Mathias Dr.	AOE22		Stritter Rene	AED11
	Alo Hakan	OTN/TP 45		Tenhaeff Dieter	AOE22
	Barlage Bernhard	AED11		Thörmer Klaus-Horst Dr.	OTN/AED65
	Bayer Thomas	AET52		Wagner Klaus	AOE23
	Faas Horst	AEA65		Wietbrock, Walter	AET12
	Fehringer Alexander	AOE13		Wöhler Hans	AOE22
	Frey Albrecht	AED422			
	Gerner Willi	AED11			
	Grasl Andreas	OTN/AET52			
	Grasshoff Brigitte	AET12	X	Alcatel	ASP
	Hauser Armin	AOE23	X	ESA/ESTEC	ESA
	Hinger Jürgen	AOE23			
	Hohn Rüdiger	AET52		**Instruments:**	
	Huber Johann	AOA4		MPE (PACS)	MPE
X	Hund Walter	ASE4A		RAL (SPIRE)	RAL
	Idler Siegmund	AED432		SRON (HIFI)	SRON
	Iványi von András	FAE22			
	Jahn Gerd Dr.	AOE23		**Subcontractors:**	
	Kalde Clemens	APE3		Air Liquide, Space Department	AIR
	Kameter Rudolf	OTN/AET52		Air Liquide, Space Department	AIRS
	Kettner Bernhard	AOE22		Air Liquide, Orbital System	AIRT
X	Knoblauch August	AET32		Alcatel Bell Space	ABSP
	Koelle Markus	AET22		Astrium Sub-Subsyst. & Equipment	ASSE
	Kroeker Jürgen	AED65		Austrian Aerospace	AAE
	Kunz Oliver Dr.	AOE23		Austrian Aerospace	AAEM
	Lamprecht Ernst	OTN/ASI21		APCO Technologies S. A.	APCO
X	Lang Jürgen	ASE4A		Bieri Engineering B. V.	BIER
	Langfermann Michael	AET52		BOC Edwards	BOCE
	Mack Paul	OTN/AET52		Dutch Space Solar Arrays	DSSA
	Muhl Eckhard	OTN/AET52		EADS CASA Espacio	CASA
	Pastorino Michel	ASPI Resid.		EADS CASA Espacio	ECAS
	Peitzker Helmut	AED65		EADS Space Transportation	ASIP
	Peltz Heinz-Willi	AET42		Eurocopter	ECD
	Pietroboni Karin	AED65		HTS AG Zürich	HTSZ
	Platzer Wilhelm	AED22		Linde	LIND
	Puttlitz Joachim	OTN/AET52		Patria New Technologies Oy	PANT
	Rebholz Reinhold	AET52		Phoenix, Volkmarsen	PHOE
	Reuß Friedhelm	AED62		Prototech AS	PROT
	Rühe Wolfgang	AED65		QMC Instruments Ltd.	QMC
	Runge Axel	OTN/AET52		Rembe, Brilon	REMB
	Sachsse Bernt	AED21		Rosemount Aerospace GmbH	ROSE
	Schink Dietmar	AED422		RYMSA, Radiación y Microondas S.A.	RYM
	Schlosser Christian	OTN/AET52		SENER Ingenieria SA	SEN
	Schmidt Rudolf	FAE22		Stöhr, Königsbrunn	STOE
	Schweickert Gunn	AOE22		Terma A/S, Birkerod	TER
	Stauss Oliver	AOE13			
X	Steininger Eric	AED422			