

NOTES

MATERIAL AL 6082

CENTRE OF GRAVITY REFERRED TO REFERENCE HOLE
 $X=148.8\text{mm}$ $Y=-153\text{mm}$ $Z=138.5\text{mm}$

MOMENTS OF INERTIA REFERRED TO CENTRE OF GRAVITY
 $JX=0.338\text{ Kg.m}^2$ $JY=0.318\text{ Kg.m}^2$ $JZ=0.282\text{ Kg.m}^2$

CONTACT AREA MOUNTING FEET=51656mm²

THERMAL COATING AND BLACK ANODISING ESA,PSS,703

SURFACE EMISSIVITY >0.85

TORQUE VALUE FOR CONNECTOR FIXATION SCREWS=

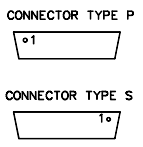
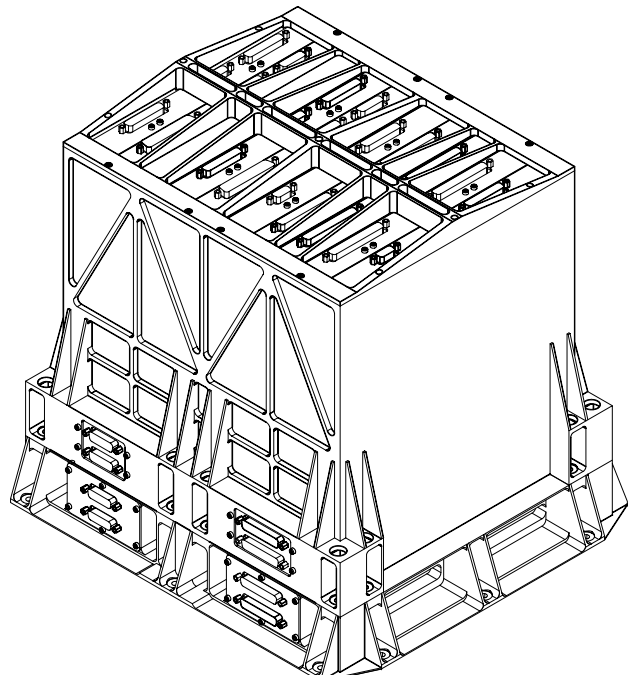
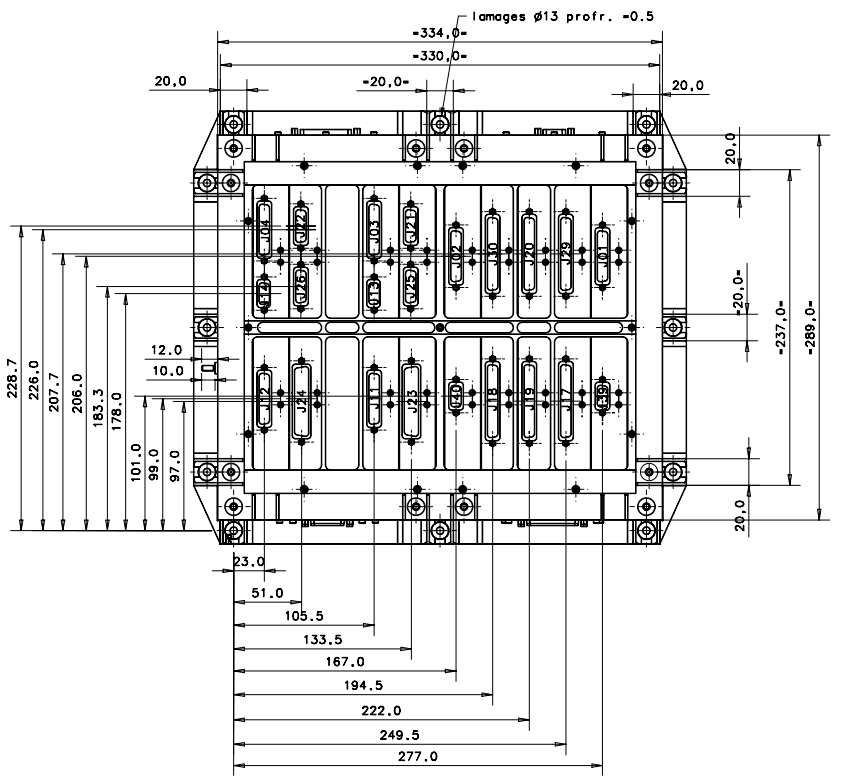
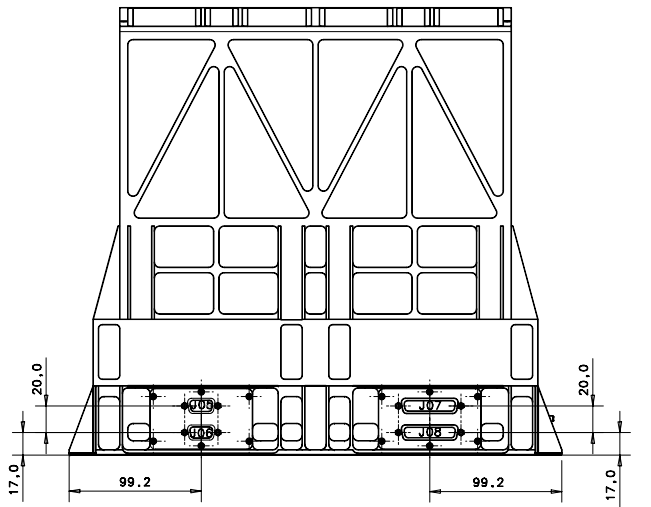
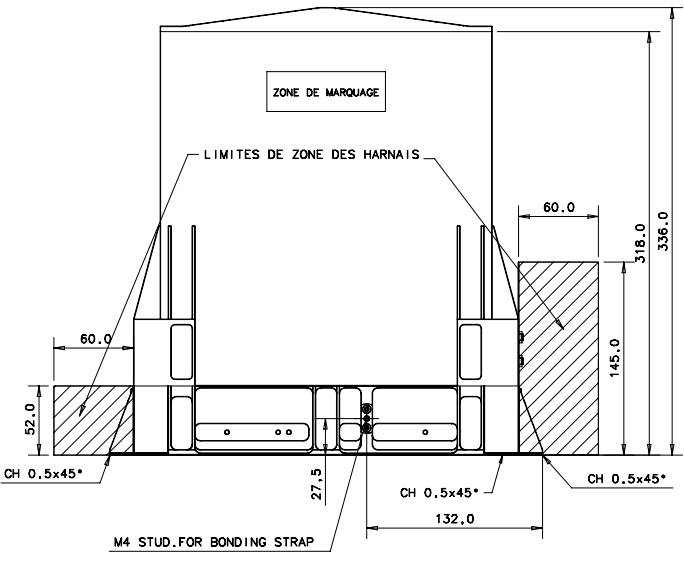
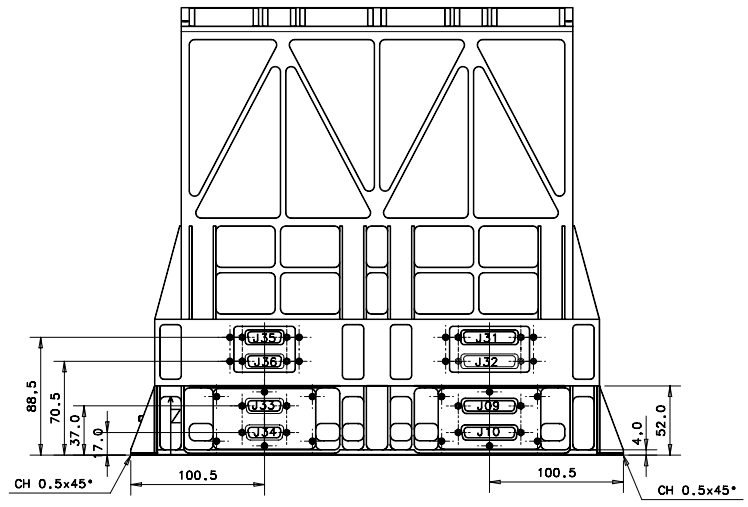
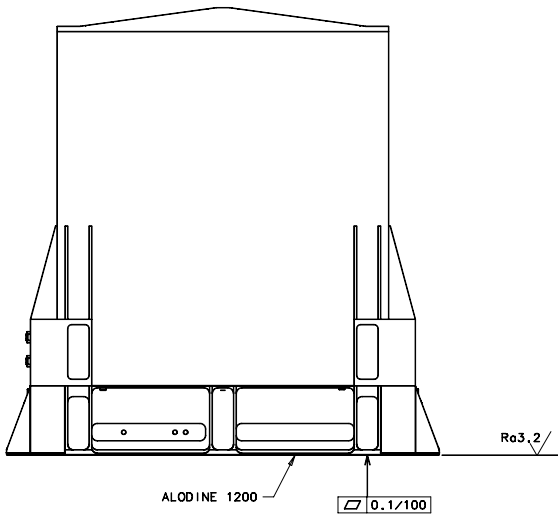
- MALE=0.3mN
- FEMALE=0.45mN

ESTIMATED MASS=16254g

CP=1170j/kg.*K

CONNECTORS

IDENT	TYPE	INTERFACE NAME	IDENT	TYPE	INTERFACE NAME
J01	DBMA 25S	MAC-M/DPU-M	J21	DAMA 15S	TEMP-M/FPU-TS-1-M
J02	DBMA 25S	MAC-R/DPU-R	J22	DAMA 15S	TEMP-R/FPU-TS-1-R
J03	DBMA 25S	CCHK-IF-M/DPU-M	J23	DDMA 50S	TEMP-M/FPU-TS-2-M
J04	DBMA 25S	CCHK-IF-R/DPU-R	J24	DDMA 50S	TEMP-R/FPU-TS-2-R
J05	DEMA 9P	PSU-M/PCDU-M	J25	DAMA 15S	TEMP-M/FPU-MEC-TS-M
J06	DEMA 9P	PSU-R/PCDU-R	J26	DAMA 15S	TEMP-R/FPU-MEC-TS-R
J07	DBMA 25S	PSU-M/DCU	J27	NA	NA
J08	DBMA 25S	PSU-R/DCU	J28	NA	NA
J09	DBMA 25S	PSU-M/MCU-M	J29	DCMA 37P	SMEC-M/FPU-SMECm-2-M
J10	DBMA 25S	PSU-R/MCU-R	J30	DCMA 37P	SMEC-R/FPU-SMECm-2-R
J11	DBMA 25S	CCHK-IF-M/FPU-COOL-CAL-M	J31	DBMA 25P	MCU-M/PSU-M
J12	DBMA 25S	CCHK-IF-R/FPU-COOL-CAL-R	J32	DBMA 25P	MCU-R/PSU-R
J13	DEMA 9S	CCHK-IF-M/FPU-PH-STIM-M	J33	DAMA 15S	PSU-M/SCU-M
J14	DEMA 9S	CCHK-IF-R/FPU-PH-STIM-R	J34	DAMA 15S	PSU-R/SCU-R
J15	NA	NA	J35	DAMA 15P	SCU-M/PSU-M
J16	NA	NA	J36	DAMA 15P	SCU-R/PSU-R
J17	DCMA 37S	SMEC-M/FPU-SMECm-1-M	J37	NA	NA
J18	DCMA 37S	SMEC-R/FPU-SMECm-1-R	J38	NA	NA
J19	DCMA 37S	BSM-M/FPU-BSM-M	J39	DEMA 9S	MAC-H/JTAG
J20	DCMA 37S	BSM-R/FPU-BSM-R	J40	DEMA 9S	MAC-R/JTAG



Indice	Modifications	Date	Dessiné par	Vérifié par	Approuvé par
J	Mise à jour	01/04	DHENAIN		
I	Modif position CdG	12/03	DHENAIN		
H	Mise à jour	11/03	DHENAIN		
G	Mise à jour	04/03	DHENAIN		
F	Mise à jour	10/02	DHENAIN		
E	Mise à jour connecteurs	09/02	DHENAIN		
D	Mise à jour	07/02	DHENAIN		
C	Mise à jour	06/02	DHENAIN		
B	Mise à jour	05/02	DHENAIN		
A	Origine	12/01	DHENAIN		

Spécifications particulières

Matière: Protection

Traitement thermique: Echelle Poids Niveau qualité

1/2

SPIRE FCU ELECTRONIC BOX MECHANICAL INTERFACE CONTROL DRAWING

Il n'est permis d'utiliser ce dessin qu'avec licence spéciale ou autorisation expresse - loi du 11 mars 1957

SAP/GERES COMMISSARIAT A L'ENERGIE ATOMIQUE C.E.N. SACLAY

Tel: 01.69.08.78.25 01.69.08.59.76 Fax: 01.69.08.79.96 AO SPIR-MX-5200 000 J