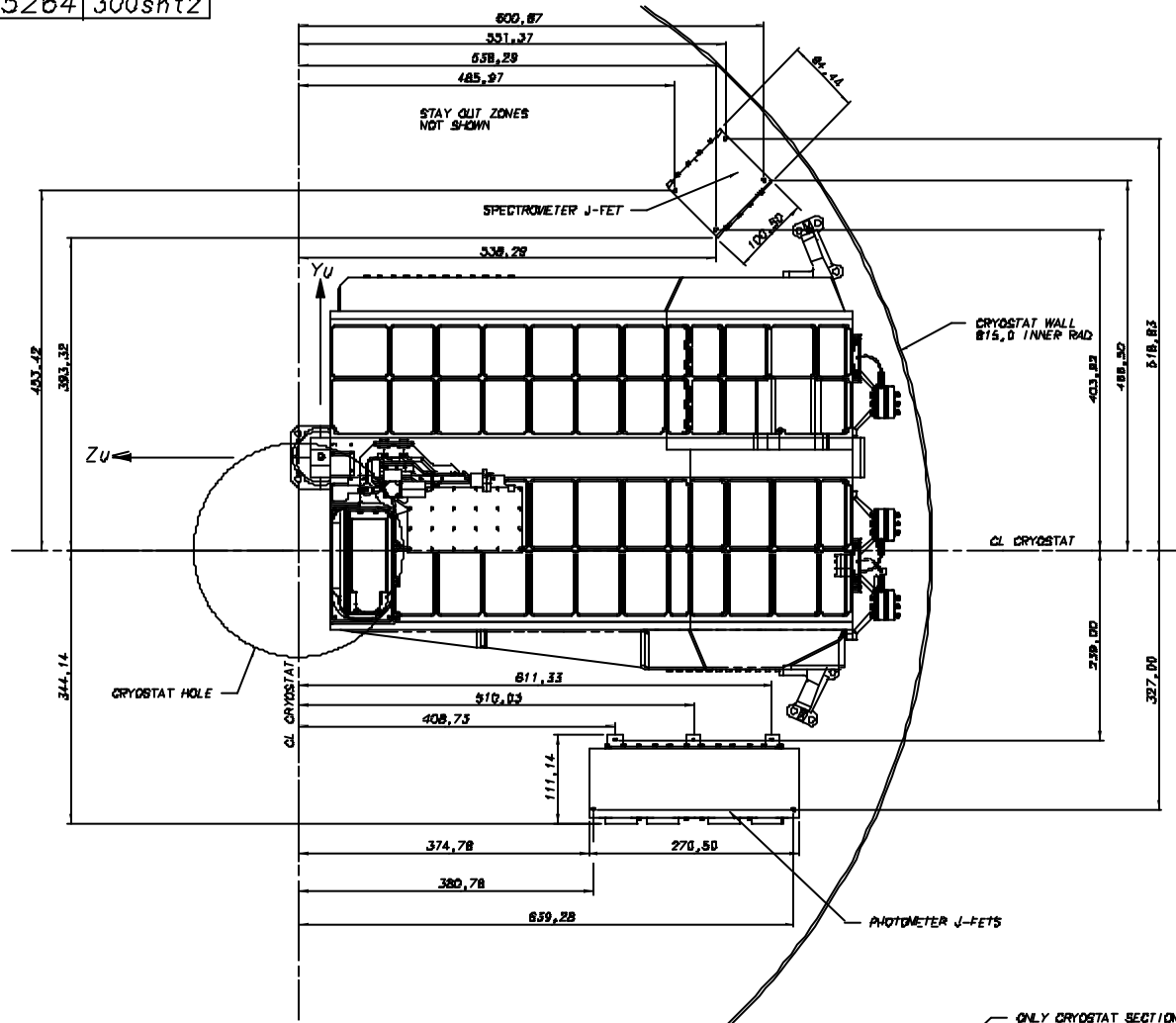


DRAWING No.
A1 5264 300sht2

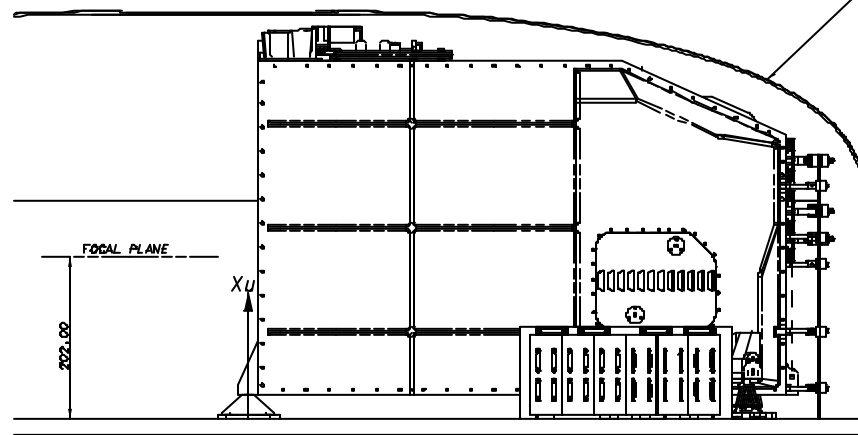
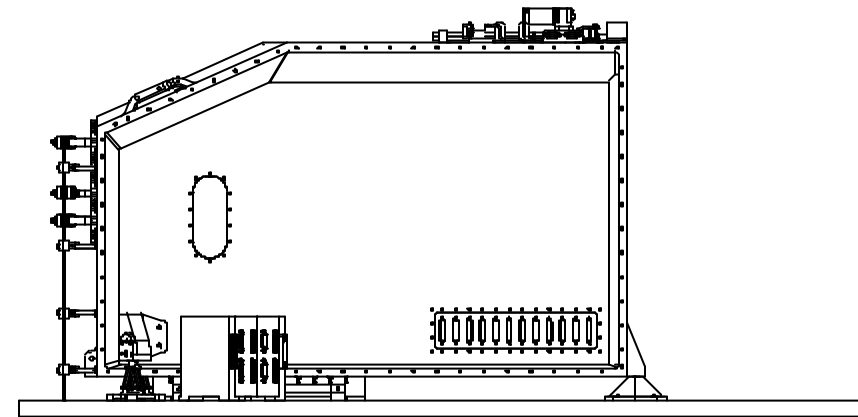
THIRD ANGLE PROJECTION

DO NOT SCALE

USED ON
HERSCHEL

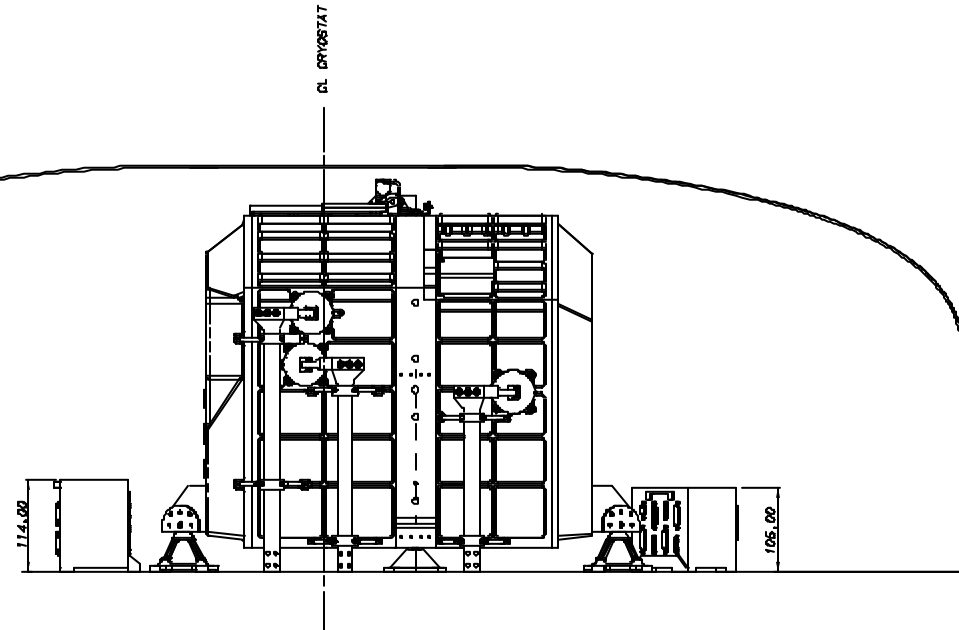


NOTE:-
1. ALL DIMENSIONS AT ROOM TEMPERATURE



ONLY CRYOSTAT SECTIONED
ON CL (SIDE AND END VIEWS)

NOTE:
J-FET DETAIL DESIGN
IS EXTERNAL TO MSSL
SPIRE DELIVERABLE



CHECKED	ISSUE	DATE	AMENDMENT	BY/NO	DATE
15		27/04/01	THERMAL STRAP INTERFACE MODIFIED. LEVEL 1 STRAP FIXING HOLES MOVED.		
14		23/11/01	SENSE OF GRAVITY ADDED TO BIT 1. J-FET DESIGN UPDATED. STAY OUT HOLES REMOVED.		
TRACED		13	19/11/01		
PBC		12	4/9/01		
DRANN		1	24/11/01		
AJC					

PROTECTIVE FINISH AS LISTED	MATERIAL & SPEC. AS LISTED	TOLERANCES UNLESS OTHERWISE STATED - LINEAR +/- 1.0 ANGULAR +/- 0°15'
ESTD WT. 60kg(INC. CONT.)	DIMENSIONS IN mm	SCALE 1:4
ACTL WT.		

DEPARTMENT OF SPACE AND CLIMATE PHYSICS UNIVERSITY COLLEGE LONDON MULLARD SPACE SCIENCE LABORATORY, HOLMBURY ST. MARY, DORKING, SURREY.	
TITLE SPIRE INTERFACE (J-FET POSITIONS)	DRAWING No A1 5264 300sht2

SHEET 2 OF 7	
--------------	--